

MEMSVD: LONG-RANGE TEMPORAL STRUCTURE CAPTURING USING INCREMENTAL SVD

Ioanna Ntinou¹ Enrique Sanchez² Georgios Tzimiropoulos^{1,2}

¹Queen Mary University London, UK

²Samsung AI Center Cambridge, UK

ABSTRACT

This paper is on long-term video understanding where the goal is to recognise human actions over long temporal windows (up to minutes long). In prior work, long temporal context is captured by constructing a long-term memory bank consisting of past and future video features which are then integrated into standard (short-term) video recognition backbones through the use of attention mechanisms. Two well-known problems related to this approach are the quadratic complexity of the attention operation and the fact that the whole feature bank must be stored in memory for inference. To address both issues, we propose an alternative to attention-based schemes which is based on a low-rank approximation of the memory obtained using Singular Value Decomposition. Our scheme has two advantages: (a) it reduces complexity by more than an order of magnitude, and (b) it is amenable to an efficient implementation for the calculation of the memory bases in an incremental fashion which does not require the storage of the whole feature bank in memory. The proposed scheme matches or surpasses the accuracy achieved by attention-based mechanisms while being memory-efficient. Through extensive experiments, we demonstrate that our framework generalises to different architectures and tasks, outperforming the state-of-the-art in three datasets.

Index Terms— Long-Term Video Understanding, Video Action Recognition

1. INTRODUCTION

Video Action Recognition is a challenging task that requires a proper understanding of spatiotemporal context. Recent advances primarily address trimmed videos with single actions spanning over a few seconds [1]. However, there’s a computational limit on the number of frames a video model can process, thus limiting the temporal receptive field. While this is not a problem for trimmed scenarios, it is an open question how to efficiently incorporate the temporal context in the untrimmed scenarios where long-range understanding is necessary, such as that of e.g. AVA [2]. This paper focuses on this particular problem, i.e. the effective integration of long-term temporal context in video recognition.

Following the seminal work of [3], memory banks have

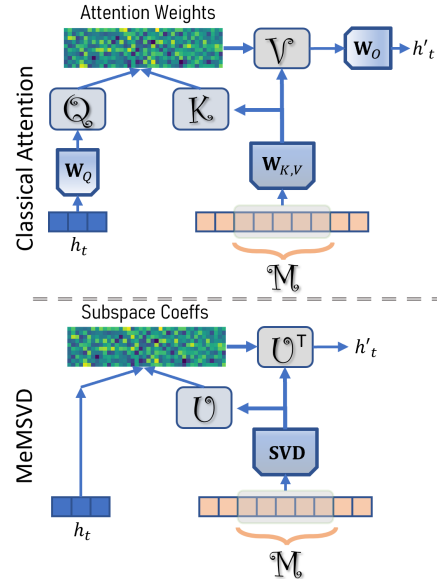


Fig. 1: Top: Attention-based approaches for memory banks project the clip features \mathbf{h}_t into a memory bank through learnable projections. **Bottom:** We propose to compress the memory bank using SVD by projecting and reconstructing the features \mathbf{h}_t into the subspace spanned by the memory basis.

become the standard approach for integrating temporal context into recognition. The motivation behind a memory bank is to provide a model with the capacity to attend to longer temporal support than that the backbone can process at a single forward pass. A memory bank represents the “supportive information extracted over the entire span of a video” [3] and is constructed by extracting video features from past and future video clips. Using standard attention mechanisms, the video features from the current clip can be updated according to the memory bank, dramatically increasing performance [3, 4]. However, a well-known limitation of attention-based methods is the increased complexity w.r.t. the number of attended clips, which in turn influences the computational complexity.

In this work, we aim to improve both the memory and the computational efficiency of the long-term feature bank using a new memory representation based on a low-rank approxi-

mation of the feature bank via Singular Value Decomposition (SVD). Our motivation stems from the way that deep learning video recognition approaches perform classification: non-linear feature extraction using a video backbone followed by linear classification. Given this, and since the video feature from the current clip interacts with the memory just before the classifier, the following research question arises: *is there any need at all to use non-linear cross-attention between the video feature and the memory bank?*

Key contributions: We demonstrate that non-linear attention can be entirely omitted for feature-memory interaction without sacrificing accuracy. This, in turn, has 3 important implications: (1) We can derive a condensed memory representation using SVD; (2) We show that projection and reconstruction using the SVD bases is a computationally efficient operation analogous to attention (more than an order of magnitude more efficient), and (3) we observe that a memory representation based on SVD can be *updated* rather than fully recomputed using incremental SVD [5], which further optimises the computational complexity of our proposed SVD-based memory representation. Based on (1)-(3), we propose MeMSVD (Fig. 1), a new memory and computationally efficient memory representation for long-term video recognition seamlessly amenable to incremental updates. Through extensive experiments, we demonstrate that (a) our framework generalises to different video architectures and tasks, and importantly, (b) matches or even surpasses the accuracy achieved by the attention-based mechanisms.

2. RELATED WORK

Spatio-temporal Action Detection aims at both localising and recognising atomic actions in video clips. Generally, existing research can be divided into methods that seek for efficient architectures that can perform both tasks at low complexity [6], and those that focus on the classification task [3, 7, 8, 9]. Despite the recent advances of those exploring the former, their performances are still sub-par w.r.t. those that exploit efficient architectures for classification only.

Long term video modelling has significantly benefited video recognition tasks. How to tackle such modeling often depends on the task at hand: for trimmed videos there are works that propose consensus blocks across sparsely sampled frames [10], or works that propose hierarchical sampling [11]; for untrimmed videos such as those found in AVA the trend is to build on using a compressed memory to augment the temporal support [3, 12, 4, 7]. Wu et al. [3] proposed to use long-term feature banks (LFB) to provide temporal supportive information up to 60s for computing long-range interaction between actors. Feature banks allow saving actor features at a given temporal position to further use it later in the scene. Most recent and sophisticated methods like [4, 7], combine memory banks with spatio-temporal attention mechanisms to

leverage interaction spatially and temporally. MeMViT [12] builds on memory-like design that allows for single-stage training.

Softmax free transformers refers to the line of research that investigates ways to drop the softmax operation which is an expensive operation from attention-based algorithms. SOFT [13] proposes the use of a Gaussian kernel function. Hamburger [14] explores the use of learnable low-rank Matrix Decompositions as an approximation to self-attention. In this paper, we propose the use of SVD as a parameter-free attention mechanism to a memory bank.

3. METHOD

3.1. Preliminaries

Problem definition: Spatio-temporal action recognition in video sequences aims at localising and recognising actions performed by all actors in a given video clip. A long video (e.g. several minutes long) is split into short consecutive clips each spanning a fixed number of frames (e.g. 64). At time t is processed by a video backbone (e.g. SlowFast [15]). To compute actor-specific features, a region-based person detector (e.g., Faster R-CNN [16]) is applied to the central clip frame, generating N_t region proposals. These proposals are used to align the backbone features through RoI pooling, and then are flattened to generate an actor feature $\mathbf{h}_{t,s} \in \mathbb{R}^{1 \times d}$, $s = 1, \dots, N_t$. The actor feature is fed to a classification head Φ to compute class probabilities for the clip or actor.

Memory construction: In short-term action recognition, each actor feature $\mathbf{h}_{t,s}$ is classified independently. In long-term action recognition, a memory feature bank is constructed to encode information from all clips (and all actors) in a temporal window. The main goal of adding a feature bank is for the current clip features to *look* beyond its temporal support. A standard approach consists of first populating the memory bank with a pre-trained backbone. Specifically, we define $\mathbf{H}_t \in \mathbb{R}^{N_t \times d}$ as the concatenation of all $\mathbf{h}_{t,s}$ for $s = 1, \dots, N_t$. Then, a memory feature bank over a temporal window $[t - w, t + w]$ is defined as the concatenation of clip actor features: $\mathbf{M} = [\mathbf{H}_{-w}, \dots, \mathbf{H}_w] \in \mathbb{R}^{N_{mem} \times d}$, with $N_{mem} = \sum_{t'=t-w}^{t+w} N_{t'}$.

Memory interaction with attention: A cross-attention layer is used to model the interaction between the actor feature $\mathbf{h}_{t,s}$ and the memory bank \mathbf{M} . The keys and value matrices $\mathbf{K}_{mem}, \mathbf{V}_{mem} \in \mathbb{R}^{N_{mem} \times d_u}$ are formed from \mathbf{M} using projection layers $\mathbf{W}_k \in \mathbb{R}^{d \times d_u}$, $\mathbf{W}_v \in \mathbb{R}^{d \times d_u}$, whereas the query token $\mathbf{q}_{t,s} \in \mathbb{R}^{1 \times d_u}$ is computed from the actor feature $\mathbf{h}_{t,s}$ using a projection layer \mathbf{W}_q . Denoting by $\mathbf{K}_{mem}, \mathbf{V}_{mem}$ as key and value matrices, and by $\mathbf{q}_t \in \mathbb{R}^{1 \times d_u}$ the query, the

updated attended features are computed as:

$$\begin{aligned} \mathbf{h}' &= \text{Softmax}(\mathbf{q}_{t,s} \cdot \mathbf{K}_{mem}^T / \sqrt{d}) \mathbf{V}_{mem}, \\ \mathbf{h}_{t,s} &= \mathbf{h}_{t,s} + \mathbf{h}' \mathbf{W}_o \end{aligned} \quad (1)$$

where $\mathbf{W}_o \in \mathbb{R}^{d_u \times d}$ is used to project the output of the attended features back to the original dimension.

3.2. Memory Attention as a Subspace Projection

We propose a computationally efficient alternative to the memory plus attention set described in Sec. 3.1 as follows:

Subspace Memory: Firstly, we propose to obtain a condensed memory representation by computing the subspace spanned by the rows of \mathbf{M} (or the columns of \mathbf{M}^T) using SVD according to which \mathbf{M}^T can be decomposed as:

$$\mathbf{M}^T = \mathbf{U} \mathbf{\Sigma} \mathbf{V}^T. \quad (2)$$

with $\mathbf{U} \in \mathbb{R}^{d \times N_{mem}}$ ¹, $\mathbf{\Sigma} \in \mathbb{R}^{N_{mem} \times N_{mem}}$ and $\mathbf{V} \in \mathbb{R}^{N_{mem} \times N_{mem}}$. By keeping the top n_c components of \mathbf{U} , a set of the most significant basis vectors can be obtained as $\mathbf{U}_{mem} = \mathbf{U}^T[:, n_c, :] \in \mathbb{R}^{n_c \times d}$. Note that $n_c \ll N_{mem}$ (typically 20 – 30x smaller) offering memory savings.

Subspace projection: Secondly, we propose projection and reconstruction onto \mathbf{U}_{mem} as an alternative to the cross-attention scheme of Eq. 1:

$$\mathbf{h}' = [\mathbf{h}_{t,s} \cdot \mathbf{U}_{mem}^T] \mathbf{U}_{mem}, \implies \mathbf{h}_{t,s} = \mathbf{h}_{t,s} + \mathbf{h}'. \quad (3)$$

As known from linear algebra, bases can be expressed as a linear combination of the data i.e. $\mathbf{U}_{mem} = \mathbf{C} \mathbf{M}$, where $\mathbf{C} \in \mathbb{R}^{n_c \times N_{mem}}$ is some coefficient matrix. Hence:

$$\begin{aligned} \mathbf{h}' &= [\mathbf{h}_{t,s} \cdot \mathbf{U}_{mem}^T] \mathbf{U}_{mem}, \\ &= \mathbf{h}_{t,s} \cdot \mathbf{M}^T \mathbf{C}^T \mathbf{C} \mathbf{M} = \mathbf{a}_{t,s} \cdot \mathbf{C}^T \mathbf{C} \mathbf{M}. \end{aligned} \quad (4)$$

The above equation clearly shows $\mathbf{h}_{t,s}$ firstly interacts with the memory features in \mathbf{M} to give interaction coefficients $\mathbf{a}_{t,s}$ (akin to attention) and finally produces as output a linear combination of the memory features (also akin to attention). Hence, we can interpret the projection and reconstruction as a mechanism analogous to memory attention.

Two notable differences of the above formulation with the attention-based formulation of Eq. 1 are: (a) there is no non-linearity (e.g. softmax non-linearity), and (b) the computational cost is reduced from $\mathcal{O}(N_{mem}d)$ to $\mathcal{O}(n_c d)$ ($n_c \ll N_{mem}$). In the general scenario where SVD is computed through the eigendecomposition of the covariance matrix, the computational cost of the SVD is $\mathcal{O}(N_{mem}^2 d)$ which is similar to that of the projection operations in Eq. (1). However, newer methods for SVD approximation based on randomised

¹We assume $N_{mem} \leq d$

QR decompositions [17] can be used when the target rank (i.e. the number of components $n_c \ll N_{mem}$) is known. In such case, the cost of computing the SVD basis is reduced to $\mathcal{O}(n_c N_{mem} d)$ ([17], Algorithm 5.1). Finally, note that our method reduces the complexity in a factor of n_c / N_{mem} , and, more importantly, our proposed method *does not require the learning of projection matrices to produce the attention weights*. This in turn offers a significant advantage in terms of FLOPs and number of parameters that as we shall see comes with no drop in accuracy.

3.3. Online SVD for long-term video understanding

In long-term video understanding, it is expected that queries to the memory bank will be sequential. In such a scenario, computing the SVD basis at each time step can be redundant as the temporal window for the memory bank shifts by a single time step. The memory at time t differs from that at time $t-1$ in one clip only. In this setting, we can further reduce the complexity of our method by resorting to updating the SVD basis in a rolling manner, i.e. with one clip at a time. In other words, rather than keeping a full representation of the memory bank at time t $\mathbf{M}_t = [\mathbf{H}_{-w}, \dots, \mathbf{H}_w] \in \mathbb{R}^{N_{mem} \times d}$, we can keep only the basis $\{\mathbf{U}_{mem}, \mathbf{\Sigma}_{mem}\} \in \mathbb{R}^{n_c \times (d+1)}$ and update it with the newest clip $\mathbf{H}_{w+1} \in \mathbb{R}^{N_{w+1} \times d}$, composed of the N_{w+1} actors in clip $w+1$. How to efficiently update an SVD model is a well-studied problem [5], which boils down to rotating the bases to align them to the orthogonal elements of the updating vectors. Using Algorithm 1 (see [5] for a formal derivation), we can update the basis $\mathbf{U}'_{mem} \in \mathbb{R}^{n_c \times d}$ from a new set of actor features $\mathbf{H}_{w+1} \in \mathbb{R}^{N_{w+1} \times d}$, without the need of computing again the full SVD. A ‘‘forgetting factor’’ $\lambda \in (0, 1)$ is included to control how the existing basis will be influenced by the future clips.

Algorithm 1 Updating the SVD basis

Input: $\mathbf{H}_{w+1} \in \mathbb{R}^{N_{w+1} \times d}, \{\mathbf{U}_{mem}, \mathbf{\Sigma}_{mem}\} \in \mathbb{R}^{n_c \times (d+1)}$
 λ forgetting factor

- 1: $\hat{\mathbf{H}}_{w+1} = \mathbf{H}_{w+1} (\mathbf{I} - \mathbf{U}_{mem}^T \mathbf{U}_{mem})$
- 2: $\mathbf{QR} \xleftarrow{QR} \hat{\mathbf{H}}_{w+1}^T$
- 3: $\mathbf{U}' \mathbf{\Sigma}' \mathbf{V}'^T \xleftarrow{SVD} \begin{bmatrix} \lambda \mathbf{\Sigma}_{mem} & \mathbf{U}_{mem} \mathbf{H}_{w+1}^T \\ \mathbf{0} & \mathbf{R} \end{bmatrix}$
- 4: $\mathbf{U}_{mem}^T \leftarrow [\mathbf{U}_{mem}^T \quad \mathbf{Q}] \mathbf{U}'$; $\mathbf{\Sigma}'_{mem} \leftarrow \mathbf{\Sigma}'$;

Output: updated $\{\mathbf{U}_{mem}, \mathbf{\Sigma}_{mem}\} \in \mathbb{R}^{n_c \times (d+1)}$

Note that the SVD in Step 3 in Algorithm 1 is computed over the upper-triangle matrix of $(n_c + N_{w+1}) \times (n_c + N_{w+1})$ components, thus incurring in negligible complexity. In the extreme case where \mathbf{H}_{w+1} is composed of a single feature vector only (e.g. when the clip contains one actor only), the QR decomposition reduces to just $\mathbf{R} = r = \|\mathbf{H}_{w+1}\|_2$, and $\mathbf{Q} = \mathbf{H}_{w+1} r^{-1}$. Overall, the computational complexity of updating the SVD basis reduces to $\mathcal{O}(n_c^2)$. Additionally,

keeping an online SVD basis results in lower memory consumption as it eliminates the need to store all clips in memory. While adding video clips to the memory basis in an online fashion is an appealing property, we note that it can lead to long-term divergence between the actual eigenvectors that would be computed from the full memory at time t and those updated throughout a video processing. We analyse the effect of computing the incremental SVD in Sec. 4.

4. EXPERIMENTS

We conduct extensive experiments with three architectures building both on CNN-based feature representations [15, 4, 18] and vision transformers [8, 9, 12]. In particular, we experiment with a) SlowFast [15] b) ACAR-Net [4] and c) MViTv2-S [8, 9, 12]. For each architecture, we create a **memory bank** by storing for each actor in a clip actor-specific features. For ablation studies we use the AVA v2.2 [2]. Our goal in this paper is not to develop a novel architecture that attains state-of-the-art results but to show that our proposed attention to a memory bank is more efficient than the equivalent architectures of those methods.

4.1. Experimental Setup

AVA dataset. AVA is a spatio-temporal action localisation dataset containing 299, 15-minute long videos, segmented into 1-second clips. Each clip is labelled with a 2D bounding boxing for each person appearing in the clip along with a multi-label annotation specifying which actions the person of reference is engaged in. We follow the standard evaluation protocol, reporting the mean Average Precision (mAP) on 60 classes [2]. For the detection task, we follow [12, 8] and use the pre-computed bounding boxes of [3].

Training and Inference. All models are trained following the corresponding publicly available code with the same learning rate and scheduler as reported by the corresponding authors [4, 9, 15]. We train the backbone on a clip-level basis to produce offline feature representations and build the memory banks. We then train the model incorporating the attention-to-memory module, using *either* our proposed approach *or* the standard non-local block, i.e. we remove the Non-Local block on SlowFast and ACAR-Net when training the model with our proposed method. For inference, we sample a clip of T frames using a stride τ centred at the frame that is to be evaluated. For the offline version of the MeMSVD (i.e. without the incremental steps), we fetch features that correspond to a temporal window of t seconds and pass them through our model as well. For the online version of the MeMSVD, oMeMSVD, we need to process clips *sequentially*.

4.2. Ablation Experiments

For our ablation studies, we use ACAR-Net [4] architecture with the SlowFast-50 8×8 . We follow the same training procedure as that of [4] to train our models, by replacing their Non-Local block by our MeMSVD approach. Using this setting, we study a) the impact of the temporal support, b) the impact of the memory compression by means of kept components, and c) the impact of the forgetting factor in the performance of the online SVD w.r.t. the offline version.

Temporal Support. We first analyse the effect of the temporal support in our memory features. As a baseline, we re-train the ACAR-Net without memory, and use the subsequent features to train a variety of models where the SVD bases are computed over a memory bank spanning a different time length. In Fig. 2a we observe that a significant gain is achieved when considering a spanning window of 61 seconds, centred at the target clip. We also note that *increasing the temporal support incurs an insignificant additional computational cost*. For the rest of our ablation studies, we fix the window size to 61 seconds due to the strong performance.

Number of Components. We investigate the impact of using memory representations of varying rank. For both training and inference we experiment with the number of components n_c and, hence, the rank of the memory base \mathbf{U}_{mem} . From Fig. 2b we observe that keeping a vector base of size $10 \times d$ is enough to reach mAP 29.4 on AVA v2.2.

Forgetting Factor. We now evaluate the impact of applying the online SVD on the performance of our method, as well as the effect of the forgetting factor. For both training and evaluation, we perform sequential reading of the clips to maintain the temporal coherence of the memory bases. We incrementally update the memory by fetching only the features that are requested for the next clip (i.e. at time $t + 30$), and perform the memory update as described in Sec. 3.3. Incremental updates happen every second when a new clip arrives. As an ablation, we experiment with different values of the forgetting factor. A forgetting factor of $\lambda = 0$ denotes that the new memory representation is made only from new observations while a forgetting factor of $\lambda = 1$ assumes that we maintain all observations as time progresses.

We use the ACAR-Net architecture with SlowFast-50 and SlowFast-101 backbones. We refer to the online version of our method by oMeMSVD, and we make comparisons w.r.t. its offline counterpart. We train and evaluate our pipeline using a forgetting factor that ranges from 0.8 to 0.99. The results on AVA are shown in Fig. 2c. We observe that heavily down-weighting the effect of early observations negatively impacts the performance (e.g. when $\lambda = 0.8$), validating the necessity for long-temporal support. A factor of $\lambda = 0.95$ achieves a performance that is close to that of the offline version.

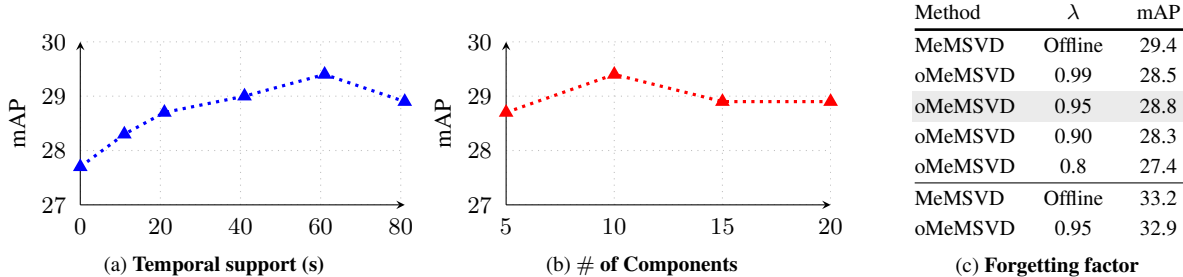


Fig. 2: Ablation Experiments. We conduct ablation on (a): temporal support of the memory features, (b): number of components of the memory representation, and (c): forgetting factor. As backbone we have an ACARNet-50 8×8 (upper cell) and ACARNet-101 8×8 (bottom cell). All results are on conducted on the AVAv2.2 dataset [2] with Kinetics-400 [19] or Kinetics-700[20] pre-training. The gray row denotes default choice. (mAP in %)

Generalisation to different backbones. We assess our approach’s performance using various backbones, including ACAR-Net [4] (ResNet-50 and ResNet-101), MViTv2-S 16×4 [9], and SlowFast [15] (ResNet-50 and ResNet-101). Initially, we retrain these backbones to generate feature representations and construct a memory bank. Then we retrain the models, comparing those with attention to memory and our proposed MeMSVD models, ensuring a fair evaluation using the same pre-computed feature bank.

As shown in Tab. 1, MeMSVD produces consistent accuracy gains of over 2% on top of state-of-the-art video modelling methods, including ACAR-Net with SlowFast R50 8×8 , and SlowFast R101 8×8 . Note that we achieve these improvements with a significant parameter reduction compared to attention-based methods. It is important to remark that our method has even fewer parameters and FLOPs than the backbone for CNN-based methods, as it does not include the Non-Local blocks which attend to the spatial features to provide the actor-actor and actor-to-memory interactions.

Throughput time We measure throughput for a fixed MViTv2-S 16×4 [9] backbone, using the attention-to-memory module and our proposed MeMSVD and oMeMSVD methods, for a varying window length spanning 0–160 msec. We report average throughput time for both the full network and the head only, in Fig. 3. We note that both MeMSVD and oMeMSVD get a significant gain in speed w.r.t. attention-based methods as the size of the memory increases. Our proposed MeMSVD with and without incremental updates remain almost stable across different window lengths, hence allowing the use of very large temporal windows.

5. COMPARISON WITH THE STATE OF THE ART

5.1. Action Localisation

We analyse our proposed MeMSVD against state-of the art methods for AVA v2.1 (Tab. 2) and AVA v2.2 (Tab. 3). We split our results according to the method and the pre-training

checkpoints. On AVA v2.1 our proposed approach achieves 28.1 mAP when using ACAR-Net SF-50 and 29.5 mAP when using MViTv2-S 16×4 pre-trained on Kinetics-400. On AVA v2.2 with models pre-trained on Kinetics-400, our MeMSVD gets 29.4 mAP with ACARNet-50 8×8 backbone and 30.0 with MViTv2-S 16×4 backbone, surpassing current state of the art [12]. For models pre-trained on Kinetics-700, MeMSVD with ACARNet-101 surpasses the attention counterpart but it does not reach [12] accuracy.

5.2. Action Recognition

To show the generalisation capabilities of our approach, we extend it to the domain of action recognition in trimmed videos using the Charades dataset [24]. It consists of 9.8k videos of around 30 seconds in duration. Following prior work, we report the mean average precision (mAP) over 157 classes on the validation set. To infer the action over the whole video, we follow the standard approach: we sample multiple clips corresponding to different spatio-temporal crops, and apply max-pool over the prediction scores to form the final predictions. To train and test our method we sample clips within a temporal window around the central clip as

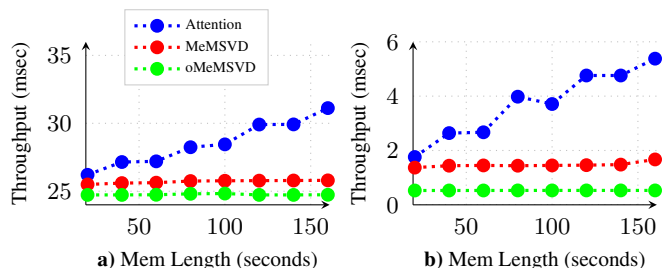


Fig. 3: a) throughput time for the **full network** and b) for the **head** only using an MViTv2-S 16×4 [9] backbone with three different heads; an attention to memory module (blue), MeMSVD (red) and oMeMSVD (green). We assumed a fixed number of 3 actors per clip in the memory. Results are measured on a single NVIDIA 3090 GPU.

Table 1: Comparison of accuracy vs complexity tradeoff for different architectures using both our proposed MeMSVD and the default attention-to-memory approach. Our method has notable gains with a significant reduction in complexity.

Architecture	Method	Pretrain	mAP	FLOPs (G)	Param (M)
SlowFast-50 8×8 [15]	Backbone		26.2	97.9	54.0
	Attention	K400	26.8	112.0	54.0
	MeMSVD		27.0	97.6	35.1
SlowFast-101 8×8 [15]	Backbone		29.2	158.2	78.1
	Attention	K700	30.5	172.3	78.1
	MeMSVD		30.9	157.9	63.4
ACAR-Net 8×8 R50 [4]	Backbone		27.7	98.6	56.9
	Attention	K400	29.0	112.6	56.9
	MeMSVD		29.4	98.2	38.0
ACAR-Net 8×8 R101 [4]	Backbone		31.3	158.2	81.0
	Attention	K700	32.9	172.9	81.0
	MeMSVD		33.2	158.5	66.3
MViTv2-S 16×4 [9]	Backbone		28.2	64.4	34.4
	Attention	K400	30.1	77.4	55.5
	MeMSVD		30.0	64.4	34.3

Table 2: Comparison with previous work on AVAv2.1 [2]. [†] indicates results reproduced by us.

Method	Pretrain	mAP (%)
LFB, R-101+NL [3]		27.7
ATX, I3D [21]		25.0
SlowFast-50 8×8 [15]		24.8
LFB, R-50+NL [3]	K400	25.8
ACAR-Net SF-50 8×8 [4] [†]		27.9
ACAR-Net SF-101 8×8 [4]		30.0
MemSVD ACAR SF-50 8×8		28.1
MemSVD (MViTv2-S, 16×4)		29.5
ACAR-Net SF-101 8×8 [4] [†]	K700	32.2
MemSVD (ACAR SF-101 8×8)		32.3

Table 3: Comparison with previous work AVAv2.2 [2]. [†] indicates results reproduced by us.

Method	Pretrain	mAP (%)
SlowFast-50 8×8 [15]		22.7
WOO, SlowFast-50 [22]		25.4
MViTv2-S, 16×4 [9]		27.0
MeMViT-16, 16×4 [12]	K400	29.3
ACAR-Net SF-50 8×8 [4]		29.0
MemSVD (ACAR SF-50 8×8)		29.4
MemSVD (MViTv2-S, 16×4)		30.0
AIA, SlowFast-101 8×8 [7]		32.3
CollabMem, SF-101 [23]		31.6
MViTv2-B, 32×3 [9]		32.5
MeMViT-B, 32×3 [12]	K700	34.4
ACAR-Net SF-101 8×8 [4] [†]		32.9
MemSVD (ACAR SF-101 8×8)		33.2

well as multiple clips from the whole video. Since Charades videos vary in size, we extract N clips from each video, constructing the memory bank with clips of varying stride. To fill the memory bank for our experiments we uniformly sample

30 temporal crops which are spatially centred. For **MeMSVD** we then keep 5 components. Following the training schedule proposed by [23], our framework achieves a mAP of 43.0, surpassing all prior results with a backbone pre-trained on Kinetics-400, as shown in Table 4.

Table 4: Comparison with previous work on Charades.

Method	Pretrain	mAP	FLOPs \times views	Param
LFB +NL [3]		42.5	$529 \times 3 \times 10$	122
SlowFast 50, 8×8 [15]		38.0	$65.7 \times 3 \times 10$	34.0
SlowFast 101+NL, 16×8 [15]	K400	42.5	$234 \times 3 \times 10$	59.9
CollabMemories [23]		42.9	$135 \times 3 \times 10$	N/A
MViT-B, 16×4 [8]		40.0	$70.5 \times 3 \times 10$	36.4
MemSVD (MViTv2-S, 16×4)		43.0	$64.5 \times 3 \times 10$	34.4

6. CONCLUSION

In this paper, we proposed an efficient mechanism for the modelling of a memory bank in long-term video understanding, which does not rely on the expensive attention mechanism. Instead, we proposed a low-rank SVD decomposition of the stored memory features and showed that an equivalent to attention can be obtained with a projection and reconstruction into the low-rank basis. We observe that similar or superior performance can be achieved with similar or even lower complexity than memory-based approaches. We note that such replacement brings a) complexity reduction by one order of magnitude, b) it matches or surpasses the accuracy achieved by the attention-based mechanisms and c) it can be seamlessly integrated with different architectures and input configurations. We will release the code and models for reproducibility.

7. REFERENCES

- [1] Chao-Yuan Wu and Philipp Krähenbühl, “Towards long-form video understanding,” in *CVPR*, 2021. 1
- [2] Chunhui Gu, Chen Sun, David A. Ross, Carl Vondrick, Caroline Pantofaru, Yeqing Li, Sudheendra Vijayanarasimhan, George Toderici, Susanna Ricco, Rahul Sukthankar, Cordelia Schmid, and Jitendra Malik, “Ava: A video dataset of spatio-temporally localized atomic visual actions,” in *CVPR*, 2018. 1, 4, 5, 6
- [3] Chao-Yuan Wu, Christoph Feichtenhofer, Haoqi Fan, Kaiming He, Philipp Krähenbühl, and Ross B. Girshick, “Long-term feature banks for detailed video understanding.,” in *CVPR*, 2019. 1, 2, 4, 6
- [4] Junting Pan, Siyu Chen, Zheng Shou, Jing Shao, and Hongsheng Li, “Actor-context-actor relation network for spatio-temporal action localization,” in *CVPR*, 2021. 1, 2, 4, 5, 6
- [5] Matthew Brand, “Fast low-rank modifications of the thin singular value decomposition,” *Linear Algebra and its Applications*, 2006. 2, 3
- [6] Ioanna Ntinou, Enrique Sanchez, and Georgios Tzimiropoulos, “Multiscale vision transformers meet bipartite matching for efficient single-stage action localization,” in *CVPR*, 2024. 2
- [7] Jiajun Tang, Jin Xia, Xinzhi Mu, Bo Pang, and Cewu Lu, “Asynchronous interaction aggregation for action detection.,” in *ECCV*, 2020. 2, 6
- [8] Haoqi Fan, Bo Xiong, Karttikeya Mangalam, Yanghao Li, Zhicheng Yan, Jitendra Malik, and Christoph Feichtenhofer, “Multiscale vision transformers,” in *ICCV*, 2021. 2, 4, 6
- [9] Yanghao Li, Chao-Yuan Wu, Haoqi Fan, Karttikeya Mangalam, Bo Xiong, Jitendra Malik, and Christoph Feichtenhofer, “Mvitv2: Improved multiscale vision transformers for classification and detection,” in *CVPR*, 2022. 2, 4, 5, 6
- [10] Ji Lin, Chuang Gan, and Song Han, “Tsm: Temporal shift module for efficient video understanding,” in *ICCV*, 2019. 2
- [11] Bolei Zhou, Alex Andonian, and Antonio Torralba, “Temporal relational reasoning in videos,” in *ECCV*, 2018. 2
- [12] Chao-Yuan Wu, Yanghao Li, Karttikeya Mangalam, Haoqi Fan, Bo Xiong, Jitendra Malik, and Christoph Feichtenhofer, “Memvit: Memory-augmented multiscale vision transformer for efficient long-term video recognition,” in *CVPR*, 2022. 2, 4, 5, 6
- [13] Jiachen Lu, Jinghan Yao, Junge Zhang, Xiatian Zhu, Hang Xu, Weiguo Gao, Chunjing Xu, Tao Xiang, and Li Zhang, “Soft: Softmax-free transformer with linear complexity,” in *NeurIPS*, 2021. 2
- [14] Zhengyang Geng, Meng-Hao Guo, Hongxu Chen, Xia Li, Ke Wei, and Zhouchen Lin, “Is attention better than matrix decomposition?,” in *ICLR*, 2021. 2
- [15] Christoph Feichtenhofer, Haoqi Fan, Jitendra Malik, and Kaiming He, “Slowfast networks for video recognition.,” in *ICCV*, 2019. 2, 4, 5, 6
- [16] Shaoqing Ren, Kaiming He, Ross B. Girshick, and Jian Sun, “Faster r-cnn: Towards real-time object detection with region proposal networks.,” in *NeurIPS*, 2015. 2
- [17] Nathan Halko, Per-Gunnar Martinsson, and Joel A. Tropp, “Finding structure with randomness: Probabilistic algorithms for constructing approximate matrix decompositions,” in *ArXiv*, 2009. 3
- [18] Haoqi Fan, Yanghao Li, Bo Xiong, Wan-Yen Lo, and Christoph Feichtenhofer, “Pyslowfast,” <https://github.com/facebookresearch/slowfast>, 2020. 4
- [19] Will Kay, João Carreira, Karen Simonyan, Brian Zhang, Chloe Hillier, Sudheendra Vijayanarasimhan, Fabio Viola, Tim Green, Trevor Back, Apostol Natsev, Mustafa Suleyman, and Andrew Zisserman, “The kinetics human action video dataset,” in *CVPR*, 2017. 5
- [20] Lucas Smaira, João Carreira, Eric Noland, Ellen Clancy, Amy Wu, and Andrew Zisserman, “A short note on the kinetics-700-2020 human action dataset,” in *ArXiv*, 2020. 5
- [21] Rohit Girdhar, João Carreira, Carl Doersch, and Andrew Zisserman, “Video Action Transformer Network,” in *CVPR*, 2019. 6
- [22] Shoufa Chen, Peize Sun, Enze Xie, Chongjian Ge, Jianan Wu, Lan Ma, Jiajun Shen, and Ping Luo, “Watch only once: An end-to-end video action detection framework.,” in *ICCV*, 2021. 6
- [23] Xitong Yang, Haoqi Fan, Lorenzo Torresani, Larry Davis, and Heng Wang, “Beyond short clips: End-to-end video-level learning with collaborative memories,” in *CVPR*, 2021. 6
- [24] Gunnar A. Sigurdsson, Gül Varol, Xiaolong Wang, Ali Farhadi, Ivan Laptev, and Abhinav Kumar Gupta, “Hollywood in homes: Crowdsourcing data collection for activity understanding,” in *ECCV*, 2016. 5