

LLM-Based Intent Processing and Network Optimization Using Attention-Based Hierarchical Reinforcement Learning

Md Arafat Habib¹, Pedro Enrique Iturria Rivera¹, Yigit Ozcan², Medhat Elsayed²,
Majid Bavand², Raimundus Gaigalas² and Melike Erol-Kantarci¹, *Senior Member, IEEE*

¹*School of Electrical Engineering and Computer Science, University of Ottawa, Ottawa, Canada*

²*Ericsson Inc., Ottawa, Canada*

Emails: {mhabi050, pitur008, melike.erolkantarci}@uottawa.ca,
{yigit.ozcan, medhat.elsayed, majid.bavand, raimundas.gaigalas}@ericsson.com

Abstract—Intent-based network automation is a promising tool to enable easier network management however certain challenges need to be effectively addressed. These are: 1) processing intents, i.e., identification of logic and necessary parameters to fulfill an intent, 2) validating an intent to align it with current network status, and 3) satisfying intents via network optimizing functions like xApps and rApps in O-RAN. This paper addresses these points via a three-fold strategy to introduce intent-based automation for O-RAN. First, intents are processed via a lightweight Large Language Model (LLM). Secondly, once an intent is processed, it is validated against future incoming traffic volume profiles (high or low). Finally, a series of network optimization applications (rApps and xApps) have been developed. With their machine learning-based functionalities, they can improve certain key performance indicators such as throughput, delay, and energy efficiency. In this final stage, using an attention-based hierarchical reinforcement learning algorithm, these applications are optimally initiated to satisfy the intent of an operator. Our simulations show that the proposed method can achieve at least 12% increase in throughput, 17.1% increase in energy efficiency, and 26.5% decrease in network delay compared to the baseline algorithms.

Index Terms—Intent-based network automation, Attention-based hierarchical reinforcement learning, network optimization

I. INTRODUCTION

Achieving intent-based automation can be highly challenging in modern-day 5G paradigms like Open Radio Access Network (O-RAN). Instead of tweaking specific parameters through vendor-specified interfaces, Mobile Network Operators (MNOs) can now express their intentions in natural language. This approach introduces a huge challenge in the telecommunication industry since intents can vary widely based on network conditions, customer demands, and industry-specific terminology [1]. Therefore, a contextual understanding of the intents is vital for accurate intent processing. Large Language Models (LLMs) excel at capturing such context and understanding the underlying meaning of sentences (intents) within a broader spectrum. For instance, Wang et al. propose a Transformer model based on an LLM where various forms of network data (packet size, time stamps, and end-to-end delay) are integrated into a unified feature space for refining network control policies to align with an MNO's intent [2]. However, modern-day

communication systems require continuous monitoring of the Key Performance Indicators (KPIs) to serve users having different kinds of Quality-of-Service (QoS) requirements. Existing LLM-based approaches like [2] are not specially tailored to extract crucial information associated with what performance metric the operator is aiming to improve and by how much.

Processing intents expressed in natural language by the MNO is crucial for deriving policy for network performance optimization. Accurate processing of intents can provide MNOs with feedback on how their intents might impact crucial performance metrics like energy efficiency or throughput. For example, an intent: “Increase energy efficiency by 30%” during peak hours can degrade performance due to high traffic volume. This kind of scenario requires a sophisticated method of intent validation using contemporary network status to ensure a seamless user experience without compromising any QoS.

The introduction of paradigm-shifting concepts like O-RAN paves the way for deploying network-optimizing applications known as xApps and rApps in RAN Intelligent Controllers (RICs). These apps can be initiated based on MNO's processed intents. Based on this idea, in [1], intents are converted into goals for a Hierarchical Reinforcement Learning (HRL) algorithm to initiate xApps or rApps for intent fulfillment. This decision-making process is computationally intensive, given the vast number of potential rApp or xApp combinations that can optimize performance. An AI agent, therefore, must not only choose from numerous options but also identify the most appropriate combination of network-optimizing apps that align with an MNO's intent.

To this end, we propose a three-fold strategy to perform intent processing, validation, and RIC application initiation based on intents. First, we process intents using Bidirectional Encoder Representations from Transformers (BERT) which is an LLM model that can be fine-tuned for specific tasks like intent extraction, which allows it to learn task-specific patterns of the data [3]. In the next step, intent validation is performed using a Transformer-based time series predictor for upcoming traffic volume [4]. This ensures that the intended adjustments to the network are not only theoretically sound but also practical

and feasible given expected future traffic patterns. Lastly, to overcome the computational burden of selecting the appropriate combination of xApps and rApps from a high number of possible choices, we utilize an attention-based HRL framework that takes the processed intents (magnitude of the intended performance metric by an MNO) as goals. By filtering out only the feasible options [5], via an attention mechanism, the system can significantly reduce the computational burden

Unlike the previous works, the proposed scheme provides complete intent-based automation from an O-RAN perspective via intent processing, validation, and HRL-based performance optimization using xApps and rApps. The simulation results demonstrate that the proposed scheme yields significant improvements compared to two baseline approaches: HRL without attention and intent validation, and a single-application scenario developed using Deep RL (DRL). The proposed approach surpasses the HRL baseline in terms of throughput, delay, and energy efficiency by 12.02%, 26.5%, and 17.1% respectively. Moreover, compared to the DRL baseline, the proposed method achieves superior results across the same performance metrics, with improvements of 17.25%, 48.6%, and 39.3% respectively.

The organization of this manuscript is outlined as follows: Section II offers a short review of the existing literature associated with this research. This is succeeded by Section III, which elaborates on the system model in depth. Section IV is specifically devoted to elaborately presenting our proposed approach. Performance assessment and a comparative examination of our approach against the baseline algorithms are detailed in Section V. Lastly, Section VI presents the concluding remarks of the paper.

II. RELATED WORK

Even though using LLMs for intent processing for network optimization is a relatively new concept, a few works have been found in the literature. Wang et al.’s development of a transformer model based on an LLM is one such example, where multi-modal representation learning is employed to integrate various forms of network data into a unified feature space [2]. Similarly, Kristina et al. have introduced a pipeline that utilizes an LLM to process intents into structured, policy-based abstractions, linking them to APIs for execution [6].

To manage RIC applications based on operator intents, an approach based on HRL is proposed in [7] where intents are processed into goals for the control algorithm to optimize performance. Polese et al. propose a framework to collect control requests (intents) from an MNO and select the optimal Machine Learning (ML) models to achieve the operator’s goals to avoid conflicts [8].

Compared with existing literature, the main contribution of this work lies in deploying an LLM to interpret MNO’s intent and extract specific parameters for further network performance optimization. Processed intents are validated against future wireless traffic conditions. Intents lead HRL agents to initiate

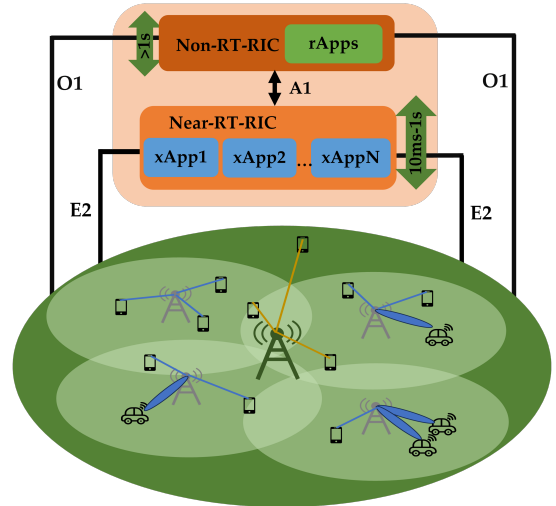


Fig. 1. System model designed with macro cell and small cells based on O-RAN architecture.

and orchestrate multiple network functions with an efficient exploration of action space via an attention mechanism.

III. SYSTEM MODEL

A cellular system based on O-RAN architecture employing downlink orthogonal frequency division multiplexing is considered in this work. There are B base stations that concurrently serve U users. Within the macro cell's coverage area, multiple small cells are deployed. The system supports K classes of traffic, and users are connected through dual connectivity across multiple Radio Access Technologies (RATs). These RAT classes, denoted as R_1, R_2, \dots, R_n , can facilitate various technologies like LTE, 5G.

The system model, depicted in Figure 1, incorporates RAN Intelligent Controllers (RICs), comprising Non-Real-Time (non-RT)-RIC and Near-Real-Time (Near-RT)-RIC. These controllers host both rApps and xApps, focusing on control and optimization tasks across different time scales. We deploy BSs capable of switching bands from 3.5 GHz to mmWave frequencies. This deployment enables us to cater to high-throughput traffic by employing intelligent beamforming techniques. An xApp can be developed to regulate power based on UE location, utilizing minimal transmission power for enhanced energy efficiency. The system facilitates analog beamforming, with each BS employing a uniform linear array of μ antennas [9]. Beamforming weights for each beamforming vector are implemented using constant modulus phase shifters. Additionally, we assume the presence of a beam steering-based codebook F , from which beamforming vectors are selected [9]. Each BS b operates with a transmit power $P_{TX,b} \in P$, where P represents the set of candidate transmit powers. The energy consumption model for the BS is obtained from [10].

A. Problem Formulation

Based on the system and network model discussed so far, we introduce multiple xApps and rApps. There are two sets of

these RIC applications. The first set consists of intent translation, validation, and meta-controller rApps and the second set consists of traffic steering, beamforming, cell sleeping, power allocation, and handover management applications that can be directly controlled by the first set.

Let us define Ψ as the collection of xApps, rApps, and their various combinations. Let σ represent the subset of Ψ which contains at least one element (either an xApp or rApp) that is capable of enhancing network performance in response to operator intents. We also define ρ as the set of potential KPIs that an application might improve, and Q_s as the set of QoS requirements that must be met by the system. Given these definitions, the challenge of orchestrating RIC applications based on operator intent can be formulated as follows:

$$\begin{aligned} \max \sum_{\rho \in \rho} \sum_{q_s \in Q_s} (C_\rho - \varpi \gamma_{q_s}), \\ \text{s.t. } \forall(\Psi) \exists(\sigma) : \zeta(O) = 1, \end{aligned} \quad (1)$$

where C is the magnitude of the intended performance metric the operator intends to improve. ϖ is the penalty parameter for QoS requirement violation, and γ_{q_s} represents the number of UEs whose QoS requirements have been violated. The evaluation is binary: a UE is counted only if its QoS standards are not met. QoS violations are assessed based on the QoS parameters associated with each UE's traffic class. Lastly, $\zeta(O)$ is the proposition that "An xApp can improve a performance metric", which is either '0' or '1'.

IV. PROPOSED INTENT PROCESSING AND NETWORK OPTIMIZATION SCHEME

In this section, first, we discuss processing intents using an LLM followed by intent validation. The last part of this section consists of an HRL-based attention mechanism for RIC application initiation and orchestration.

A. Intent Processing using LLMs

Intent-based networking simplifies network and administrative tasks by automating system operations through the comprehension and execution of operator-defined intents, such as "Increase overall energy efficiency by 10%", "Boost system throughput by 15%", or "Reduce network delay by 13%". These intents focus on improving metrics like throughput, energy efficiency, and network delay. We developed a dataset containing various intents related to 5G and O-RAN performance metrics and annotated it with details like action direction (increase or decrease), change percentage, and targeted metric.

We utilized a lightweight version of BERT, known as ALBERT, for efficient intent processing. This model is particularly suitable for real-time inference in O-RAN scenarios due to its balance of performance and computational efficiency [11]. Using pre-trained ALBERT, we trained our system to predict the specified elements from intent expressions. This intent processing functionality is presented as User Interface (UI) and intent translation rApp in Fig. 2. The job of this rApp is to work as a UI for an MNO and process the intents with

crucial information to feed the intent validation rApp and the meta-controller rApp.

B. Intent Validation Using Transformer

The second step of this work consists of intent validation. QoS parameters deviate from the originally defined QoS metrics over time due to performance degradation in the wireless networks causing QoS drifts. By deviation, we mean when a QoS parameter is having lesser value than the required. For a specific traffic class, k having a set of QoS requirements Q_s and associated performance metrics C , we can formulate QoS drift as follows:

$$\begin{aligned} \min \sum_{q_j \in Q_s} \sum_{c \in C} \{D_{QoS} - A_{QoS}\}, \\ \text{s.t. } A_{QoS} \leq D_{QoS} \quad \text{and} \quad A_{QoS} > 0. \end{aligned} \quad (2)$$

In eq.2, A_{QoS} represents the achieved value of a metric (e.g. delay, throughput) for a certain traffic type at time t and D_{QoS} represents the pre-defined value of the same parameter which has to be maintained for optimal performance. The objective here is to validate intents with the assurance that they will not result in QoS drifts. The condition, $A_{QoS} \leq D_{QoS}$ represents the fact that this objective function presented in eq. 2 is only applicable for scenarios when a QoS parameter has a downfall over time compared to the pre-defined value. For cases where $A_{QoS} > D_{QoS}$, we consider there is no QoS drift. If there is no QoS drift for an intent, we consider them automatically valid. If not we calculate the QoS drift, $I_Q = D_{QoS} - A_{QoS}$ based on eq. 2.

To perform intent validation, we utilize one of our previous works [4] where traffic data are collected so that it can be fed to the transformer-based time series predictor for future traffic volume prediction. The traffic predictor resides in the non-RT-RIC as an rApp (named as intent validation rApp, as in Fig 2.). The forecast for traffic volume is performed for successive time intervals, with two distinct thresholds derived from historical data. The higher threshold, denoted as Th_p , is set based on previous instances of heavy traffic. If the forecast traffic surpasses Th_p , RIC applications such as traffic steering and power allocation can be activated to enhance or sustain high throughput, depending on the intent of an MNO. The lower threshold, Th_t , is established based on low traffic volume. In the event that the anticipated traffic decreases to less than this threshold, an intent on increasing energy efficiency can be validated leading to the initiation of energy-saving rApp like cell sleeping due to the expected lower traffic levels. The algorithmic process of predictive traffic validation is presented in Algorithm 1 for the overall representation of the process. Note that the intent validation can also be performed by predicting other crucial network parameters or values like congestion levels, device connectivity, status, and so on.

C. Network Optimization Using Attention-based HRL

Once the intent is validated, it allows us to go to the final stage of this work which is optimizing the network performance

Algorithm 1 Intent Validation Based on Traffic Prediction

```

1: Predict future traffic  $T_p$  for the upcoming time  $t + 1$  using
   Autoformer
2: Extract intent ( $I_{MNO}$ ) details: Action (increase/decrease),
   Metric  $c$ , and Change Percentage (%) using LLM
3: Define traffic classes  $K = \{k_1, k_2, \dots, k_i\}$ 
4: QoS profile of a traffic class:  $Q_s = \{Q_{s_1}, Q_{s_2}, \dots, Q_{s_j}\}$ 
5: if ( $T_p > Th_p \parallel T_p < Th_t$ ) then
6:   Check QoS profiles for the relevant traffic class  $k$ 
7:   if  $I_{MNO}$  impacts  $Q_s$  then
8:     for each QoS parameter  $Q_{s_j}$  in  $k_i$ 's profile do
9:       Calculate QoS drift  $I_Q(Q_{s_j})$  using eq. 2
10:      if  $I_Q(Q_{s_j}) \neq 0$  then
11:        Intent invalid
12:        break
13:      end if
14:    end for
15:    if  $I_Q$  for elements in  $Q_s$  is 0  $\parallel A_{QoS} > D_{QoS}$  then
16:      Validate intent
17:    end if
18:  end if
19: else
20:   Re-calculate  $Th_p$  and  $Th_t$ 
21: end if
22: return Validation results

```

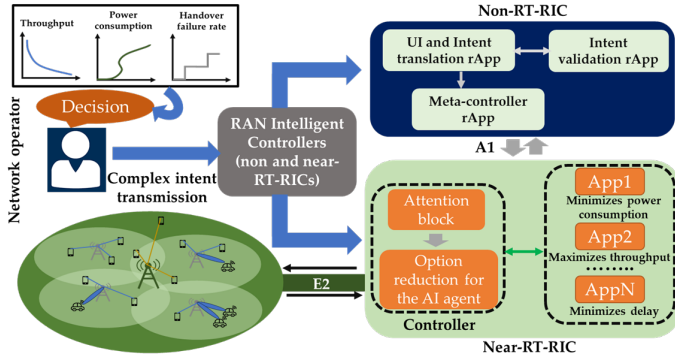


Fig. 2. Three-step methodology for intent processing, validation, and performance optimization.

based on the operator intent using an RL algorithm. To do that, we opt for hierarchical Deep-Q-Network (h-DQN), an HRL algorithm having a two-level hierarchy with a meta-controller on top [12]. Meta-controller can take in a network state (e.g., traffic class) and a goal (desired change of a performance metric extracted from an intent) to achieve and the controller in the lower level takes the action of choosing an RIC application or combinations of them based on the state and the goal. The meta-controller is designed as an rApp in the non-RT-RIC (see Fig. 2). RIC applications are controlled by the meta-controller that can directly optimize system performance are summarized as follows:

1) *Traffic Steering xApp*: The traffic steering xApp is engineered to concurrently uphold QoS across various traffic types

by employing a steering mechanism utilizing a DQN. To ensure optimal performance, the xApp's state and reward functions are designed with a focus on two KPIs: network latency and overall system throughput. For more detailed insights into this xApp, please refer to [13].

2) *Cell Sleeping rApp*: The cell sleeping rApp is based on DQN and aims to reduce network power consumption by deactivating idle or less busy BSs based on traffic load and queue length (set of states). Higher rewards are provided for taking actions that increase energy efficiency without overloading the active BSs. Technical details of this DQN-based rApp can be found in our previous work [7].

3) *Beamforming xApp*: Similar to the past two apps, we also employ DQN to develop the beamforming xApp where UE coordinates are used as a set of states. The set of actions comprises $\alpha(\chi_n)$ and δ_n . Here, χ represents the steering angle, and $\alpha(\chi_n)$ denotes the array steering vector corresponding to the direction χ_n of the n^{th} element in the codebook. δ_n signifies the adjustment in power level. The selection of optimal actions is determined by a reward function composed of the sum of two components: i) the ratio of the system's achieved throughput to the specified throughput requirement for a given traffic type k , and ii) the ratio of the energy efficiency linked with the base station's throughput and transmission power to the maximum theoretical energy efficiency.

4) *Power Allocation xApp*: The power allocation xApp tries to maximize the total throughput. The set of states includes transmission rate and channel state information. We divide the transmission power levels into P_L . The action is to choose a power level for each RBG of each BS. $A = \{P_{min}, P_{L_1}, \dots, P_{L_2}, P_{max}\}$. The goal is to improve throughput. The reward function is formulated to increase the transmission rate of a BS on a Resource Block Group (RBG).

5) *Handover decision making xApp for energy saving*: This xApp is specifically tailored with DQN to achieve energy efficiency via optimally tailored handover policies. To accommodate the extra processing demands and signaling exchanges involved in handover executions at both serving and target base stations, we establish a handover energy consumption function to incorporate the additional energy overheads:

$$E_u^{HO}(t) = \begin{cases} E^{HO}(t) & \text{if handover occurs at time } t \\ 0 & \text{otherwise,} \end{cases} \quad (3)$$

where $E^{HO} \geq 0$ denotes the energy consumption at both the serving and target BS during handover execution. The total energy consumption of a serving BS, b at time slot t for a UE, u is expressed as follows: $E_{total} = E_{u,b}^{Tx} + E^{HO}$, where $E_{u,b}$ is the transmission energy consumption when a u is served by a b . The objective of this xApp is to reduce average energy consumption. More details on this xApp can be found in [14].

At this stage of the work, we define an MDP to solve the problem formulated in eq.1.

- **State and Action**: The set of states consists of traffic flow types of different users in the network. $S = \{T_1, \dots, T_2, \dots, T_3, \dots, T_4, \dots\}$. Both meta-controller

and controller share the same states. Selecting RIC application, or combinations of them is considered as actions to be performed by the controller which is defined as $\{A = A_{App1}, A_{App1,2}, \dots, A_{AppN}\}$.

- **Intrinsic reward:** The intrinsic reward function (r_{in}) for the controller is: $r_{in} = C_p - \varpi \gamma_{q_s}$.
- **Goal for the controller:** Increased level of a performance metric that can satisfy operator intent is passed to the controller as goals. For example, $G = \{TP_1, TP_2, \dots, TP_n\}$ for throughput increasing intents.
- **Extrinsic reward:** Summation of the intrinsic reward over τ steps.

The process of selecting RIC applications for network optimization using HRL can be summarized as follows:

- **Step 1:** An input is provided by the MNO associated with a performance metric.
- **Step 2:** Intent is processed and crucial information like Action: “Increase/Decrease”. “Which metric” and by how much (in percentage) are extracted using pre-trained ALBERT.
- **Step 3:** Extracted information is passed to the intent validation rApp.
- **Step 4:** With a valid intent, a target associated with the performance metrics (goals) and feasible action set for the intent are provided to the controller in near-RT-RIC by the meta controller rApp in the non-RT-RIC.
- **Step 5:** The controller selects an RIC application or a combination of them to reach the target performance as close as possible.
- **Step 6:** Selected RIC applications optimize the performance of the network as a response to the intent of the operator.

We employ an attention mechanism [5] to reduce the action space for our h-DQN agent, enhancing efficiency and decision-making while expediting convergence. A critical component of this process is the Markovian option, ω , which includes a policy π , a termination condition β , and an initiation set I_s . Actions are chosen based on π until β terminates the option. Our approach uses hard attention [5], selecting a specific part of the input for focus. When an option ω pursues a goal g , the intent completion function assesses if the option’s policy π_ω achieves a desired goal within a trajectory, returning a binary outcome. This outcome helps us prioritize affordance-aware options. Multiple options may meet an intent up to a threshold ϵ , and using values of ϵ and the indicator function I_ω , we can efficiently narrow down the action space with a supervised learning algorithm.

V. PERFORMANCE EVALUATION

In this section, first, we introduce the simulation settings followed by the simulation results showing the effectiveness and superiority of the proposed method.

A. Simulation setup

The simulation environment in this work consists of one macro-cell surrounded by a couple of densely deployed small

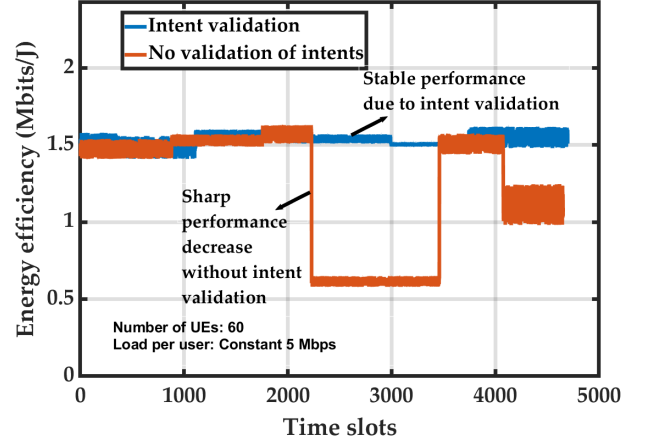


Fig. 3. Impact of intent validation on energy efficiency.

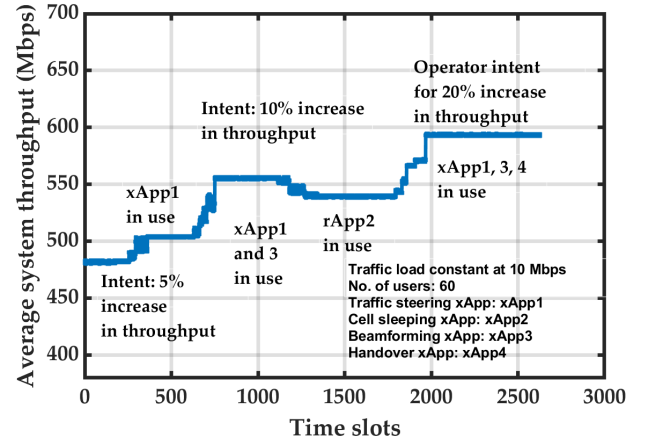


Fig. 4. Impacts of operator intents on throughput.

cells having a multi-RAT environment with 60 users in total. For 5G NR, the bandwidth is set at 60 MHz, with carrier frequencies of 3.5 GHz and 30 GHz, subcarrier spacing of 15 KHz, and maximum transmission power of 43 dBm, following the 3GPP urban micro channel model [15]. LTE settings include a 40 MHz bandwidth, 800 MHz carrier frequency, 15 KHz sub-carrier spacing, and a maximum transmission power of 38 dBm, modeled after the 3GPP urban macro channel environment [15]. There are four classes of traffic: video, gaming, voice, and Ultra Reliable Low Latency Communications (URLLC) traffic. The traffic characteristics encompass inter-arrival times between packets, 12.5, 40, 20, and 0.5 ms respectively, distributed according to Pareto (video), Uniform (gaming), and Poisson distributions (voice and URLLC). The packet sizes are set to be 250, 120, 60, and 32 bytes, corresponding to the specified traffic classes. These values are fixed based on [16]. We refer to traffic steering, cell sleeping, beamforming, handover management, and power allocation applications as xApp1, rApp2, xApp3, xApp4, and xApp5 respectively in the next section to present our results.

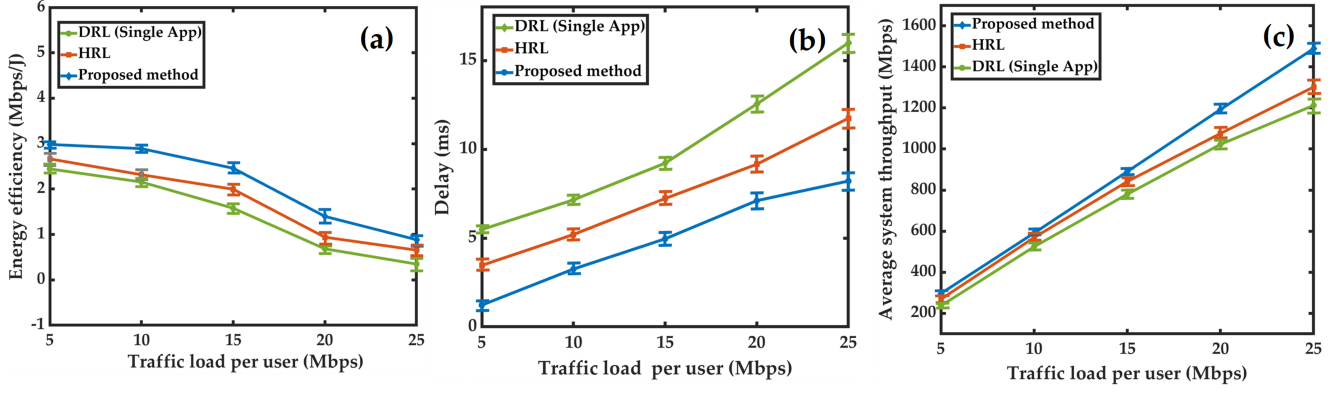


Fig. 5. Performance analysis of the proposed method: (a) energy efficiency, (b) network delay, and (c) throughput.

B. Simulation Results

The first simulation result is associated with intent validation. When there is no intent validation, conflicting intents from an operator can severely degrade performance. Fig. 3 presents such an example where we have a low traffic load of 5Mbps. At 2200th time slot, there is a sharp decrease in energy efficiency. This is because of the unwanted intent of increasing throughput even though the cell sleeping application is active due to low traffic demand. An intent of increasing throughput by an MNO would result in activating more cells even though not necessary and decrease overall energy efficiency. Similar impacts can be observed for other KPIs like delay, and throughput also.

As shown in Fig. 4, the operator's goal to "increase throughput" leads to specific RIC application selections. For instance, aiming for a 5% throughput increase results in a noticeable surge after several time slots due to xApp1. Aiming for a 10% increase involves both xApp1 and xApp3. Conversely, reducing power consumption significantly decreases throughput around the 1250th time slot, reflecting the deactivation of xApp1 and xApp3 and the activation of rApp2. Aiming for a 20% increase, xApp1, xApp3, and xApp4 together produce a sharp throughput rise.

The proposed method's effectiveness is compared with two baselines: an HRL-based RIC application initiation without an attention mechanism or intent validation, and a single DRL-based application scenario. The proposed method employs a hard attention mechanism, focusing on the subset of RIC applications most relevant for the current traffic type and operator's intent. This focus reduces conflicting actions and shows superior performance over the HRL baseline (improvements of 12.02% in throughput, 26.5% in delay, and 17.1% in energy efficiency) and the DRL baseline (improvements of 17.25%, 48.6%, and 39.3% in the same metrics), as observed in Fig. 5.

VI. CONCLUSIONS

In this paper, first, we process intents using an LLM and extract crucial information regarding which performance metric to optimize and by how much. Next, a Transformer-based intent validation technique has been used to rule out intents that conflict with the contemporary network state to avoid per-

formance degradation. Lastly, we use an attention-based HRL to initiate and orchestrate RIC applications for performance optimization. The proposed method outperforms the HRL baseline in throughput, delay, and energy efficiency by 12.02%, 26.5%, and 17.1% respectively. Additionally, compared to the DRL baseline, it achieves superior results across the same performance metrics, with enhancements of 17.25%, 48.6%, and 39.3% respectively. In the future, we plan to perform highly complex intent translation from the MNO and perform intent validation predicting other parameters.

ACKNOWLEDGEMENT

This work has been supported by MITACS, Ericsson Canada, and NSERC Canada Research Chairs program.

REFERENCES

- [1] ETSI TS 128 312: "Management and Orchestration; Intent Driven Management Services for Mobile Networks". [Online]. Available: https://www.etsi.org/deliver/etsi_ts/128300_128399/128312/17.00.01_60/ts_128312v170001p.pdf
- [2] J. Wang, L. Zhang, Y. Yang, Z. Zhuang, Q. Qi, H. Sun, L. Lu, J. Feng, and J. Liao, "Network Meets ChatGPT: Intent Autonomous Management, Control and Operation," *Journal of Communications and Information Networks*, vol. 8, no. 3, pp. 239–255, 2023.
- [3] J. Devlin, M. Chang, K. Lee, and K. Toutanova, "BERT: Pre-training of Deep Bidirectional Transformers for Language Understanding," *CoRR*, vol. abs/1810.04805, 2018. [Online]. Available: <http://arxiv.org/abs/1810.04805>
- [4] M. A. Habib, P. E. Iturria-Rivera, Y. Ozcan, M. Elsayed, M. Bavand, R. Gaigalas, and M. Erol-Kantarci, "Transformer-Based Wireless Traffic Prediction and Network Optimization in O-RAN," *arXiv preprint arXiv:2403.10808*, Mar. 2024. [Online]. Available: <https://arxiv.org/abs/2403.10808>
- [5] A. C. Nica, K. Khetarpal, and D. Precup, "The paradox of choice: Using attention in hierarchical reinforcement learning," *CoRR*, vol. abs/2201.09653, 2022. [Online]. Available: <https://arxiv.org/abs/2201.09653>
- [6] K. Dzeparoska, J. Lin, A. Tizghadam, and A. Leon-Garcia, "LLM-Based Policy Generation for Intent-Based Management of Applications," in *2023 19th International Conference on Network and Service Management (CNSM)*, 2023, pp. 1–7.
- [7] M. A. Habib, H. Zhou, P. E. Iturria-Rivera, M. Elsayed, M. Bavand, R. Gaigalas, Y. Ozcan, and M. Erol-Kantarci, "Intent-driven Intelligent Control and Orchestration in O-RAN Via Hierarchical Reinforcement Learning," in *2023 IEEE 20th International Conference on Mobile Ad Hoc and Smart Systems (MASS)*, 2023, pp. 55–61.

- [8] S. D'Oro, L. Bonati, M. Polese, and T. Melodia, "OrchestRAN: Network Automation Through Orchestrated Intelligence in the Open RAN," in *IEEE INFOCOM 2022 - IEEE Conference on Computer Communications*, 2022, pp. 270–279.
- [9] F. B. Mismar, B. L. Evans, and A. Alkhateeb, "Deep Reinforcement Learning for 5G Networks: Joint Beamforming, Power Control, and Interference Coordination," *IEEE Transactions on Communications*, vol. 68, no. 3, pp. 1581–1592, 2020.
- [10] P. Ren and M. Tao, "A Decentralized Sleep Mechanism in Heterogeneous Cellular Networks with QoS Constraints," *IEEE Wireless Communications Letters*, vol. 3, no. 5, pp. 509–512, Oct. 2014.
- [11] Z. Lan, M. Chen, S. Goodman, K. Gimpel, P. Sharma, and R. Soiccut, "ALBERT: A lite BERT for self-supervised learning of language representations," *CoRR*, vol. abs/1909.11942, 2019. [Online]. Available: <http://arxiv.org/abs/1909.11942>
- [12] T. D. Kulkarni, K. Narasimhan, A. Saeedi, and J. B. Tenenbaum, "Hierarchical Deep Reinforcement Learning: Integrating Temporal Abstraction and Intrinsic Motivation," *CoRR*, vol. abs/1604.06057, 2016. [Online]. Available: <http://arxiv.org/abs/1604.06057>
- [13] M. A. Habib, H. Zhou, P. E. Iturria-Rivera, M. Elsayed, M. Bavand, R. Gaigalas, S. Furr, and M. Erol-Kantarci, "Traffic Steering for 5G Multi-RAT Deployments using Deep Reinforcement Learning," in *2023 IEEE 20th Consumer Communications & Networking Conference*, 2023, pp. 164–169.
- [14] Y. Song, S. H. Lim, and S.-W. Jeon, "Handover Decision Making for Dense HetNets: A Reinforcement Learning Approach," *IEEE Access*, vol. 11, pp. 24 737–24 751, 2023.
- [15] E. Dahlman, S. Parkvall, and J. Skold, *4G, LTE-Advanced Pro and The Road to 5G, Third Edition*, 3rd ed. USA: Academic Press, Inc., 2016.
- [16] J. Navarro-Ortiz, P. Romero-Diaz, S. Sendra, P. Ameigeiras, J. J. Ramos-Munoz, and J. M. Lopez-Soler, "A Survey on 5G Usage Scenarios and Traffic Models," *IEEE Communications Surveys & Tutorials*, vol. 22, no. 2, pp. 905–929, 2020.