

LAYCAST: LAYered CAvern Surface Tracker at future electron-positron colliders

Ye Lu,^{1,*} Ying-nan Mao,^{1,†} Kechen Wang,^{1,‡} and Zeren Simon Wang^{2,3,§}

¹*Department of Physics, School of Science, Wuhan University of Technology,
430070 Wuhan, Hubei, China*

²*Department of Physics, National Tsing Hua University, Hsinchu 300, Taiwan*

³*Center for Theory and Computation, National Tsing Hua University, Hsinchu 300, Taiwan*

We propose a detector concept, LAYered CAvern Surface Tracker (LAYCAST), to be installed on the ceiling and the wall of the cavern hosting the main experiment of future electron-positron colliders such as CEPC and FCC-ee. With detailed and realistic considerations of the design of such a new experiment, the proposed detector is dedicated to extending the sensitivity reach of the main detector to various theoretical scenarios of long-lived particles (LLPs). We study carefully four such scenarios involving a light scalar boson X , the heavy neutral lepton N , the lightest neutralino $\tilde{\chi}_1^0$ in the R-parity-violating supersymmetry, and the axion-like particle a . Long-lived light scalar bosons are considered to be produced from the Standard-Model (SM) Higgs boson's decay ($h \rightarrow XX$) at the center-of-mass energy $\sqrt{s} = 240$ GeV, while the other three types of LLPs are produced either from Z -boson decays (viz. $Z \rightarrow \nu N$, $\tilde{\chi}_1^0 \tilde{\chi}_1^0$) or direct scattering process ($e^- e^+ \rightarrow \gamma a$) at $\sqrt{s} = 91.2$ GeV, where γ and ν denote the SM photon and neutrino, respectively. With Monte-Carlo simulations, we derive the sensitivities of the proposed experiment to these LLPs and the corresponding signal-event numbers. Our findings show that LAYCAST can probe large new parameter space beyond both current bounds and the expected reach of the main experiments at CEPC and FCC-ee. Comparison with existing works in similar directions is also made.

I. INTRODUCTION

In various theories beyond the Standard Model (BSM), long-lived particles (LLPs) arise naturally for different reasons such as feeble couplings to Standard-Model (SM) particles and a heavy particle mediating their decays. They are often proposed as solutions to certain issues in the SM such as dark matter and non-vanishing neutrino masses, and are thus well motivated. Examples include heavy neutral leptons (HNLs) [1–11], dark photons [12–16], and dark Higgs bosons [17–22]. LLPs can be searched for at various terrestrial facilities such as beam-dump experiments, B -factories, high-energy lepton or hadron colliders, and neutrino experiments. Given their relatively long lifetime, signatures of displaced objects are the main targets of searches for LLPs, including displaced vertex (DV), displaced leptons, and displaced jets. In particular, the currently leading collider machine, LHC, has conducted multiple LLP searches at its main experiments such as ATLAS [23–27] and CMS [28, 29].

Furthermore, a series of auxiliary far-detector (FD) experiments have been proposed to be operated in the vicinity of the different interaction points (IPs) at the LHC, dedicated mainly to searches for LLPs. They are supposed to be external detectors with a distance of about 5 – 500 meters away from their corresponding IP in the forward or transverse directions. They are usually equipped with simple tracking technologies, targeting DVs formed by LLPs that may decay inside their fidu-

cial volumes. These concepts include FASER [30–32] and FASER2 [33], MATHUSLA [34–36], MoEDAL-MAPP1 and MAPP2 [37, 38], as well as CODEX-b [39, 40]. In particular, FASER has been constructed and is currently under operation, and the collaboration has published the experiment's first results excluding certain new parameter space of the dark photons [41]. Phenomenological studies performed in e.g. Refs. [40, 42–57], have shown that these relatively cheap external detectors can probe large parts of the parameter space of a number of LLP models that would, however, be inaccessible by the LHC main experiments. We refer to Refs. [35, 58–61] for reviews on LLP theories and searches.

After the completion of the LHC programs in the mid-2030s, next-generation colliders are planned including Circular Electron Positron Collider (CEPC) [62–64] in China and Future Circular Collider-ee (FCC-ee) [65] at CERN. Running as Z -boson or Higgs-boson factories, these experiments allow unprecedented electroweak and Higgs precision measurements [66–72]. Moreover, given the comparatively clean environment at the electron-positron colliders, lower levels of background events and stronger sensitivities for searches for hidden particles including LLPs are expected. Such searches have been conducted in some past lepton-collider experiments such as DELPHI [73]. Also, phenomenological studies have been performed for the CEPC and FCC-ee main experiments, estimating their expected sensitivity reach to multiple LLP scenarios [74–85].

Similar to the LHC, for CEPC and FCC-ee, studies also exist for evaluating the physics potential of external detectors installed far from the IP [86–89]. Ref. [86] (see also Ref. [88]) considered a list of far-detector concepts and estimated their sensitivities to several LLP benchmark scenarios. These experiments would all be oper-

* ye.lu@whut.edu.cn

† ynmao@whut.edu.cn

‡ kechen.wang@whut.edu.cn

§ wzs@mx.nthu.edu.tw

ated with a macroscopic distance away from the IP, thus allowing to make use of the space in between for purposes of shielding background events and thus achieving vanishing background levels in general. The LLPs should travel towards a far detector and decay inside its fiducial volume.

In comparison, Ref. [87] proposed a detector called HErmetic CAvern TrackEr (HECATE) which consist of resistive plate chambers (RPCs) or scintillator plates, constructed from extruded scintillating bars. The detector would be installed on the cavern wall, ceiling, as well as floor, of the CEPC/FCC-ee main experiment's hall and thus enclose the hall with a 4π solid-angle coverage. LLPs are supposed to decay between the main detector (MD) and the inner surface of experimental hall and their decay products are detected by such new detector. The effective decay volume in this case is the space inside the cavern excluding that occupied by the MD of the collider. The authors consider the cavern as a spherical hermetic detector in numerical computation, and use an HNL that mixes exclusively with the muon neutrino as a benchmark model to showcase the proposal's potential in probing LLPs.

Inspired by the previous proof-of-principle study [87], in this work, we propose a similar tracker detector to be installed on the wall and ceiling of the main cavern at future electron-positron colliders such as CEPC and FCC-ee. The fiducial volume is taken to be the space between the MD and the cavern's surface, similar to that of HECATE. However, the difference is, we consider a more refined and realistic design. Firstly, the tracker is not installed on the floor of the cavern because there will be load-bearing components for the MD and other facilities on the floor. Therefore, the detector is not hermetic, and LLPs can escape the cavern through the floor. We, thus, name the proposal as LAYered CAvern Surface Tracker (LAYCAST). Besides, we also take into account other specific and realistic factors, e.g. the actual planned geometries of the MD and the caverns. We aim to achieve more realistic considerations of the new detector's fiducial volume and acceptance, and hence more accurate sensitivities to various LLPs.

We perform Monte-Carlo (MC) simulations to evaluate sensitivity reaches of the proposed detector to four LLP benchmark models: a light scalar from exotic Higgs decays, the HNL that mixes with the electron neutrino only, the lightest neutralino in the R-parity-violating (RPV) supersymmetry (SUSY), as well as axion-like particles that couple to photons and Z -bosons. We also compare our estimated sensitivity results with existing bounds on the models, and sensitivity reaches of proposed LHC far detectors, or those of lepton-collider's main and proposed far detectors.

We note that in principle the same idea could also be implemented at future linear lepton colliders including International Linear Collider (ILC) [90, 91] (see also Refs. [92–95] for LLP studies at a proposed ILC beam-dump experiment) and Compact Linear Collider [96].

We organize the paper as follows. In Sec. II we elaborate on the experimental setup of LAYCAST at the CEPC/FCC-ee cavern. We then introduce the theoretical models in Sec. III for which we will perform sensitivity studies. In Sec. IV, we detail the MC simulation procedures for the signal events and explain how we compute the estimated signal-event numbers. The numerical results are presented and discussed in Sec. V. We conclude the paper in Sec. VI with a summary. In addition, in Appendix A we show the effect of the main cavern's size by considering the past and updated designs at the CEPC. Appendix B shows an analysis of the effect of IP's position relative to the cavern floor (corresponding to a support for the MD, of different heights). Furthermore, Appendix C illustrates briefly the importance of the floor of the cuboid fiducial volume on the expected sensitivities. Finally, Appendix D includes a discussion on the impact of the background level on the MD's sensitivities at CEPC/FCC-ee, which is illustrated in selected sensitivity plots.

II. EXPERIMENTAL SETUP

We show schematic diagrams of LAYCAST in Fig. 1, where the origin of the coordinates corresponds to the IP; the z -axis is in parallel with the beam axis with the positive direction being the moving direction of the incident electron beam; the y -axis is the vertical direction with the positive side pointing upwards; and the x -axis lies in the horizontal plane and is perpendicular to the beam axis. The left and right plots show section views of the experimental setup in the xOy and yOz planes, respectively. In the plots, the red cylinder enclosing the coordinate origin represents the MD of CEPC/FCC-ee. The green area depicts the proposed new detector, LAYCAST, in the shape of a thin layer to be instrumented on the cavern surface. The shape of the experimental hall is simplified into a cuboid. Considering that the floor of the experiment hall cannot be installed owing to load bearing and other reasons, the LAYCAST would be mounted on the roof surface and four vertical walls of the experimental hall. The LLPs produced at the IP, if decaying inside the MD, can potentially be observed therein via the decay products. If they traverse the MD and decay before reaching the cavern's inner surface, they may be detected by the LAYCAST experiment.

We thus model the fiducial volume as a cuboid with dimensions ($L \times W \times H$) of $40 \text{ m} \times 20 \text{ m} \times 30 \text{ m}$ [97], excluding the MD's volume. The MD is cylindrical and has a radius of 4.26 m and a half-length of 5.56 m, following the latest design of the CEPC detector [98]. For various reasons including the load bearing, the collision point and thus (the center of) the MD are roughly 5 m

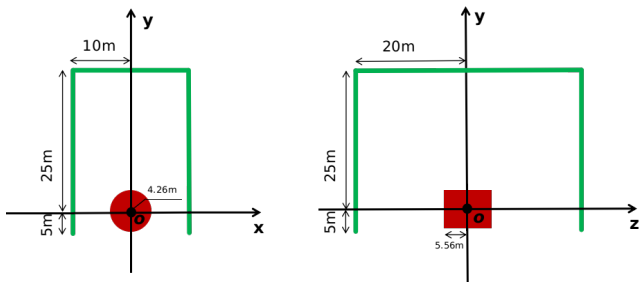


FIG. 1. The front and side cross-section views of the proposed experiment.

or above the floor, held by a support¹. Since the layered tracker is not installed on the floor of the cuboid fiducial volume, LLP decay products that reach the roof surface and the four vertical walls of the experimental hall are taken into account. In order to quantify the effect of both the relative position of the IP from the cavern floor and omission of the floor on the detector sensitivities, we study numerically and present the results and discussion in Appendix B and Appendix C, respectively. In general, we find these effects rather minor.

We note that the detector configurations investigated in Ref. [86] are supposed to be located in a specific direction relative to the IP and have a macroscopic distance from the IP. We, thus, can add shielding between the IP and new detectors to reduce the background events stemming from the IP. In contrast, for the proposal in this work, the new detector is capable of accepting LLPs from most directions, so only the MD serves as the main background veto and it is not easy to instrument more shielding. Therefore, in general, the design of such a cavern-surface detector brings the advantage of a large solid-angle coverage which can lead to better acceptances for the LLPs' signal, but it potentially has higher levels of background events, compared with the designs in Ref. [86].

Now we discuss the potential background sources, mainly following the discussion given in Ref. [87]. The MD acts as a veto for most SM particles from the primary vertex. The remaining primary background sources consist of cosmic-induced particles and neutrinos coming from the IP. The former can be effectively rejected by directional cuts and timing information which would be enabled if at least two separated layers of detector material

are implemented [36, 99], so that particles stemming from the IP and those from the outside can be distinguished. For proper tracking, though, at least four layers of detector materials would be required. At the CEPC/FCC-ee IP, neutrinos can be produced from certain hard processes, and subsequently interact with detector materials leading to production of charged particles in charged-current interactions. If such interactions take place inside the MD, the produced charged particles can be vetoed by various components of the MD. Even if the neutrinos interact with the outer layers of the MD, an additional layer for tracking could be installed just outside the MD for veto purpose. For more detail, we refer to Ref. [87]. While a detailed analysis of these background events is beyond the scope of the present work, for the numerical results we will show contour curves corresponding to more than one values of the signal-event number in order to showcase the effect of background events on the sensitivity reach. Additionally, the MD at CEPC or FCC-ee may also suffer from background events for LLP searches; we study the effect of the background level on the sensitivity reach and provide a brief discussion in Appendix D.

The cost of such a layered tracker detector stems primarily from the detector materials e.g. scintillators. The secondary contributions are from the readout electronics. With the EJ-200 scintillators and the readout electronics of the Sci-Fi detector from LHCb [100], a cost of a few million Swiss franc for each layer of the detector is estimated based on the present prices [87].

Finally, Since we will compare numerical results of LAYCAST with those of the MD at the CEPC/FCC-ee and representative far-detector setups (“FD1”, “FD3”, and “FD6”) considered in Ref. [86], we briefly describe their geometries here. For the fiducial volume of MD, the geometry of baseline detector setup in Ref. [75] is adopted for estimating its sensitivity results for all four LLP scenarios. The three far-detector setups in Ref. [86] employ a cuboid fiducial volume, centered around the $\theta = \pi/2$ direction, where θ is the polar angle with respect to the positive z -axis. FD1 has a volume of 5000 m^3 with dimensions ($L \times W \times H$) $50 \text{ m} \times 10 \text{ m} \times 10 \text{ m}$, and is located 5 m or 10 m horizontally from the IP. Both FD3 and FD6 are placed on the ground with a vertical distance of 50 m or 100 m from the IP, and be centrally located in both the x - and z -dimensions. FD3 (FD6) has a volume of $8 \times 10^5 \text{ m}^3$ ($8 \times 10^7 \text{ m}^3$) with dimensions $200 \text{ m} \times 200 \text{ m} \times 20 \text{ m}$ ($1000 \text{ m} \times 1000 \text{ m} \times 80 \text{ m}$).

¹ In the latest design of the CEPC collider [64], the main cavern is planned to have the dimensions $50 \text{ m} \times 30 \text{ m} \times 30 \text{ m}$, with the beam-pipe channel above the cavern floor by 12.15 m . We numerically verified that these changes relative to the setup considered here would lead to only almost negligible improvement on the sensitivity results presented in this work (see Appendix A). For the FCC-ee infrastructure, the experiment caverns are supposed to have dimensions $66 \text{ m} \times 35 \text{ m} \times 35 \text{ m}$ [65]; we also expect only rather minor improvement for the results in this work with this geometrical setup.

III. THEORY MODELS

In this section, we briefly review the theoretical scenarios for which we estimate the sensitivity reach of the proposed experiment to the corresponding LLPs.

A. Exotic Higgs decays into light scalars

Ever since the discovery of the SM Higgs boson, h , at the LHC in 2012 [101, 102], it has been one of the utmost tasks in high-energy physics to measure the properties of this Higgs boson including its mass and couplings to various particles. While the LHC experiments such as ATLAS and CMS have published search results in this direction [103–109], there is a consensus that the next-generation electron-positron colliders running at the center-of-mass (CM) energy around 240 – 250 GeV as Higgs-boson factories should be able to perform more accurate precision measurements on the SM Higgs boson [66–72]. Such measurements include the Higgs boson decays into a pair of light scalar bosons (dark Higgs), X 's, that arise in the minimal extension of the Higgs sector of the SM where a singlet scalar field is appended to the model and mixes with the SM Higgs boson (SM+ X) [17–22]. CEPC and FCC-ee can search for this dark Higgs boson which may either decay promptly [110–113], be long-lived [74, 76], or stay invisible [113–116]. Further, sensitivity reach of external far detectors to this scenario has been estimated in Ref. [86]. Since we will work with model-independent parameters as in Ref. [86] such as the dark-Higgs mass m_X and proper decay length $c\tau_X$, as well as the exotic Higgs decay branching ratio $\text{Br}(h \rightarrow XX)$, we choose not to explicitly show the Lagrangian of the SM+ X model here.

B. Heavy neutral leptons

The observation of neutrino oscillations [117, 118] has confirmed the non-vanishing neutrino masses, which are in disagreement with the SM. To provide an explanation, the most common approach is to assume the existence of electroweak singlet fermions, called sterile neutrinos, and to apply seesaw mechanisms [1–11]. These sterile neutrinos are usually called “heavy neutral leptons”, N , in the context of collider physics. They mix with the active neutrinos and can participate in SM weak interactions suppressed by the mixing parameters. The interactions of the HNLs with the W - and Z -bosons, after the electroweak symmetry breaking, are described by the following Lagrangian:

$$\mathcal{L} = \frac{g}{\sqrt{2}} \sum_{\alpha} V_{\alpha N} \bar{\ell}_{\alpha} \gamma^{\mu} P_L N W_{L\mu}^{-} + \frac{g}{2 \cos \theta_W} \sum_{\alpha, i} V_{\alpha i}^L V_{\alpha N}^* \bar{N} \gamma^{\mu} P_L \nu_i Z_{\mu}, \quad (1)$$

where $i = 1, 2, 3$, and ℓ_{α} ($\alpha = e, \mu, \tau$) are the charged leptons of the SM. V^L denotes the PMNS lepton-mixing matrix and V labels the mixing between the active neutrinos and the HNLs. Furthermore, $P_L = (1 - \gamma^5)/2$ is the left-chiral projection operator, and $W_{L\mu}$ and Z_{μ} are the fields of the W - and Z -bosons, respectively.

In phenomenological studies, often a simple “3+1” scenario is taken as a benchmark where there is only one HNL and it mixes with only one flavor of the active neutrinos; moreover, the mixing angle $V_{\alpha N}$ and the HNL’s mass are treated as independent parameters. Here, we consider the Majorana HNL and study the case where the HNL mixes with only ν_{α} with $\alpha = e$ or μ (but not both). We focus on the Z -pole operation mode of the CEPC and FCC-ee experiments, and restrict ourselves to the HNL production mode $Z \rightarrow N \nu_{\alpha}$, of which the partial decay width is computed analytically as follows:

$$\Gamma(Z \rightarrow N \nu_{\alpha}) = 2 \cdot \Gamma(Z \rightarrow \nu_{\alpha} \bar{\nu}_{\alpha}) \cdot |V_{\alpha N}|^2 \cdot \left(1 - \frac{m_N^2}{m_Z^2}\right)^2 \left(1 + \frac{1}{2} \frac{m_N^2}{m_Z^2}\right). \quad (2)$$

The decays of the HNL are also mediated with the mixing parameter, and all the two-body and three-body decay widths at tree-level are calculated with formulas given in Ref. [119]. For an HNL with mass below $m_Z \sim 90$ GeV and sufficiently small mixing angles, the HNL becomes naturally long-lived. We will present sensitivity results in the $|V_{\alpha N}|^2$ vs. m_N plane.

C. R-parity-violating supersymmetry and the lightest neutralino

In the R-parity-violating supersymmetry [120–122], a GeV-scale lightest neutralino [123] is allowed by all astrophysical and cosmological constraints [124–130], as long as it is dominantly bino-like [131, 132] and can decay, e.g. via an RPV coupling so as to avoid overclosing the Universe [133], the GUT relation between the gauginos $M_1 \approx 0.5M_2$ is lifted [134, 135], and the dark matter is not comprised of the lightest neutralino [136–141]. Further, the lightest neutralino is assumed to be the lightest supersymmetric particle.

We write down the general RPV superpotential below,

$$W_{\text{RPV}} = \mu_i H_u \cdot L_i + \frac{1}{2} \lambda_{ijk} L_i \cdot L_j \bar{E}_k + \lambda'_{ijk} L_i \cdot Q_j \bar{D}_k + \frac{1}{2} \lambda''_{ijk} \bar{U}_i \bar{D}_j \bar{D}_k, \quad (3)$$

where the chiral superfields are defined as usual, and μ_i , λ_{ijk} , λ'_{ijk} , and λ''_{ijk} are RPV couplings. We consider a simple case where only one RPV operator, $\lambda'_{112} L_1 \cdot Q_1 \bar{D}_2$, is non-vanishing, allowing for quick comparison with existing works which took the same operator.

For the production of the lightest neutralino, we focus on the Z -boson decays: $Z \rightarrow \tilde{\chi}_1^0 \tilde{\chi}_1^0$; note that even though the vertex inducing this decay at tree level couples only to the Higgsino components of the lightest neutralino, we assume these components are sufficiently small so that the mass bounds on the Higgsinos are circumvented [142] and the upper bounds on the Higgs invisible decay width [143, 144] are also satisfied. For numerical studies, we will fix the Z -boson’s decay branching ratio $\text{Br}(Z \rightarrow \tilde{\chi}_1^0 \tilde{\chi}_1^0)$ at 10^{-3} for $m_{\tilde{\chi}_1^0} \ll m_Z/2$ so

that the strong constraints on the Z -boson invisible decay width [145] is also satisfied; note that this choice of the $\text{Br}(Z \rightarrow \tilde{\chi}_1^0 \tilde{\chi}_1^0)$ is also allowed by the Higgsino mass bounds [42]

The decay of the lightest neutralino is then induced by the λ'_{112} coupling via an off-shell sfermion. For the calculation of the decay widths of the lightest neutralino, we follow the treatment of Ref. [75], where it is found that for $m_{\tilde{\chi}_1^0} \lesssim 3.5$ GeV the lightest neutralino decays dominantly into a kaon and an SM lepton, and above this threshold three-body decays into a lepton and two jets are dominant; the corresponding formulas for estimating the two-body and three-body decay widths are given in Ref. [146] and Ref. [75], respectively. In particular, for $m_{\tilde{\chi}_1^0} \lesssim m_Z/2$ and sufficiently small λ'_{112} coupling, the lightest neutralino travel a certain distance before decaying. The sensitivity results will be presented in the $(m_{\tilde{\chi}_1^0}, \frac{\lambda'_{112}}{m_{\tilde{f}}^2})$ plane, where $m_{\tilde{f}}$ is the sfermion mass which we assume to be degenerate among all the sfermions. We note that the present upper bound on $\lambda'_{112}/m_{\tilde{f}}^2$ is [147, 148]

$$\lambda'_{112}/m_{\tilde{f}}^2 < \frac{2.1 \times 10^{-4}}{\text{GeV} \cdot m_{\tilde{f}}}. \quad (4)$$

D. Axion-like particles

Axions and axion-like particles are pseudoscalar bosons proposed for solving the QCD strong CP problem [145, 149, 150] and can, additionally, serve as dark matter candidates [151–157]. They arise as the pseudo-Goldstone bosons when the global symmetry of an appended $U(1)_{\text{PQ}}$ gauge group breaks down at a high-energy scale [149, 150]. Different from the axions, the ALPs do not fix the relation between the ALP mass and the high symmetry-breaking scale, imply a richer phenomenology at colliders such as LHC [158–163]. In principle, the ALP can couple to not only the SM gauge bosons, but also the Higgs boson and the matter fields. Here, we focus on a scenario where the ALP is only coupled to the SM electroweak gauge bosons, and we write down the corresponding general effective Lagrangian [164]:

$$\mathcal{L}_{\text{eff}} \supset \frac{1}{2} (\partial_\mu a)(\partial^\mu a) - \frac{m_a^2}{2} a^2 + g^2 C_{WW} \frac{a}{\Lambda} W_{\mu\nu}^A \tilde{W}^{\mu\nu,A} + g'^2 C_{BB} \frac{a}{\Lambda} B_{\mu\nu} \tilde{B}^{\mu\nu}, \quad (5)$$

where m_a labels the mass of the ALP a , Λ is the global-symmetry breaking scale, and C_{WW} and C_{BB} are coupling constants. Further $W_{\mu\nu}^A$ and $B_{\mu\nu}$ are the field strength tensors of the $SU(2)_L$ and $U(1)_Y$ gauge groups, respectively, and g and g' are the corresponding gauge-group coupling constants.

After electroweak symmetry breaking, the effective Lagrangian including the interactions of the ALP with the

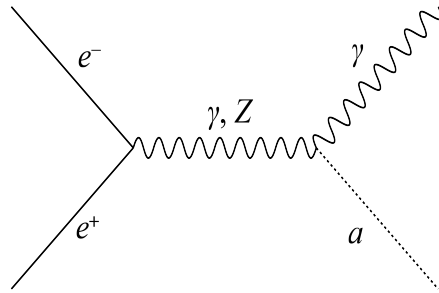


FIG. 2. The ALP production process, $e^-e^+ \rightarrow \gamma a$, at electron-positron colliders [88].

SM photon and the Z -boson is expressed as [85]

$$\mathcal{L}_{\text{eff}} \supset e^2 C_{\gamma\gamma} \frac{a}{\Lambda} F_{\mu\nu} \tilde{F}^{\mu\nu} + \frac{2e^2}{s_w c_w} C_{\gamma Z} \frac{a}{\Lambda} F_{\mu\nu} \tilde{Z}^{\mu\nu} + \frac{e^2}{s_w^2 c_w^2} C_{ZZ} \frac{a}{\Lambda} Z_{\mu\nu} \tilde{Z}^{\mu\nu}, \quad (6)$$

where $F_{\mu\nu}$ and $Z_{\mu\nu}$ are the field strength tensors of the photon and the Z -boson, respectively, $s_w^2 = \sin^2 \theta_w \approx 0.23$ with θ_w being the weak mixing angle and $c_w^2 = \cos^2 \theta_w$, and $e = g s_w$.

The Wilson coefficients in Eq. (6) are related those in Eq. (5) with [85]

$$\begin{aligned} C_{\gamma\gamma} &= C_{WW} + C_{BB}, \\ C_{\gamma Z} &= c_w^2 C_{WW} - s_w^2 C_{BB}, \\ C_{ZZ} &= c_w^4 C_{WW} + s_w^4 C_{BB}. \end{aligned} \quad (7)$$

As in Ref. [88] where the authors estimated the sensitivity reach of a series of potential far detectors at the CEPC or FCC-ee to this ALP scenario, we focus on the ALP production associated with a photon in the process, $e^-e^+ \rightarrow \gamma a^2$, shown in Fig. 2. The corresponding differential cross section is reproduced from Ref. [85] as

$$\frac{d\sigma(e^-e^+ \rightarrow \gamma a)}{d\Omega} = 2\pi\alpha\alpha^2(s) \frac{s^2}{\Lambda^2} \left(1 - \frac{m_a^2}{s}\right)^3 (1 + \cos^2 \theta) \cdot (|V_\gamma(s)|^2 + |A_\gamma(s)|^2), \quad (8)$$

where s is the CM energy squared and

$$\begin{aligned} V_\gamma(s) &= \frac{C_{\gamma\gamma}}{s} + \frac{g_V}{2c_w^2 s_w^2} \frac{C_{\gamma Z}}{s - m_Z^2 + i m_Z \Gamma_Z}, \\ A_\gamma(s) &= \frac{g_A}{2c_w^2 s_w^2} \frac{C_{\gamma Z}}{s - m_Z^2 + i m_Z \Gamma_Z}, \end{aligned} \quad (9)$$

with $g_V = 2s_w^2 - 1/2$ and $g_A = -1/2$.

² The other two possible production processes, $e^-e^+ \rightarrow Z a$ and $Z \rightarrow \gamma a$, are not considered here.

For $m_a \lesssim m_Z$, the ALP dominantly decays to a pair of photons with the partial decay width [85, 158]

$$\Gamma(a \rightarrow \gamma\gamma) = 4\pi\alpha^2 m_a^3 \left| \frac{C_{\gamma\gamma}}{\Lambda} \right|^2. \quad (10)$$

Assuming the ALP total decay width Γ_a is saturated by Eq. (10), we can compute the boosted decay length of the ALP with the following expression [88],

$$\lambda_a^{\text{lab}} \approx 15 \text{ m} \left(\frac{s - m_a^2}{m_a \sqrt{s}} \right) \left(\frac{\text{GeV}}{m_a} \right)^3 \left(\frac{\Lambda}{\text{TeV}} \right)^2 \left(\frac{10^{-4}}{C_{\gamma\gamma}} \right)^2, \quad (11)$$

as the Z -bosons at the CM energy $\sqrt{s} = 91.2$ GeV are produced at rest.

We emphasize that in this study, the production of the ALP is induced by both $C_{\gamma\gamma}$ and $C_{\gamma Z}$ couplings and its decay proceeds via the $C_{\gamma\gamma}$ coupling only. We therefore end up with three model parameters: m_a , $C_{\gamma\gamma}/\Lambda$, and $C_{\gamma Z}/\Lambda$.

IV. MONTE-CARLO SIMULATION AND NUMERICAL COMPUTATION

In this section, we elaborate on the computation of the signal-event numbers in the considered benchmark theoretical scenarios, including the MC simulation method we apply. We start with explaining how we estimate the total production numbers of the LLPs, $N_{\text{LLP}}^{\text{prod}}$, in each scenario. For the cases of the light scalar, the HNL, and the light neutralino, we make use of the following formula,

$$N_{\text{LLP}}^{\text{prod}} = N_M \cdot \text{Br}(M \rightarrow n_{\text{LLP}} \text{ LLP} + Y) \cdot n_{\text{LLP}}, \quad (12)$$

where N_M is the total number of the mother particle M of the LLP with M denoting either the SM Higgs boson or the Z -boson. $n_{\text{LLP}} = 1, 2, \dots$ is the number of the LLP(s) produced in each signal decay of M . Y represents any additional particles associated with the LLP production. For the scenarios of the light scalar and the light neutralino, we treat $\text{Br}(M \rightarrow n_{\text{LLP}} \text{ LLP}(s) + Y) = \text{Br}(h \rightarrow XX)$ and $\text{Br}(Z \rightarrow \tilde{\chi}_1^0 \tilde{\chi}_1^0)$, respectively, as independent parameters. For the HNL study, we compute $\text{Br}(Z \rightarrow N \nu_\alpha)$ with the model parameters m_N and $|V_{\alpha N}|^2$ analytically using Eq. (2).

For the scenario of the ALP coupled to the electroweak gauge bosons, we numerically calculate the scattering cross sections of $e^- e^+ \rightarrow \gamma a$ for various values of m_a , $C_{\gamma\gamma}/\Lambda$ and $C_{\gamma Z}/\Lambda$, with MadGraph 5 [165, 166] and the UFO (Universal FeynRules Output) [167, 168] model file ‘‘ALP linear Lagrangian’’ [169], and parameterize these cross sections with

$$\sigma(e^- e^+ \rightarrow \gamma a) \approx 16 \text{ fb} \cdot \left(\frac{\text{TeV}}{\Lambda} \right)^2 \left(1 - \frac{m_a^2}{s} \right)^3 \left(|C_{\gamma\gamma}|^2 + 2680 |C_{\gamma Z}|^2 - 0.082 |C_{\gamma\gamma} C_{\gamma Z}| \right). \quad (13)$$

The dependence of Eq. (13) on the model parameters is verified to be consistent with that of Eq. (8). We thus compute the total production numbers of the ALP with,

$$N_{\text{ALP}}^{\text{prod}} = \sigma(e^- e^+ \rightarrow \gamma a) \cdot \mathcal{L}_Z, \quad (14)$$

where \mathcal{L}_Z is the integrated luminosity at the Z -pole.

For the MC generation of the signal events for the light scalar, HNL, and light neutralino, we utilize the PYTHIA8 program with version 8.309 [170, 171] which also performs showering, and follow the same simulation procedures as described in Ref. [86]. The CM energies are set to be 240 GeV and 91.2 GeV for the light-scalar case, and the HNL and light neutralino cases, respectively. For the ALPs, we generate the signal scattering events with MadGraph5 at the CM energy $\sqrt{s} = 91.2$ GeV as described above, and the output LHE [172] file is interfaced with PYTHIA8 for showering. For all LLP cases, PYTHIA8 is interfaced to the HepMC2 with version 2.06.09 [173] and provides the truth-level information of the kinematics of the simulated LLPs in the standard event record format.

The average decay probability of the LLPs in the detector’s fiducial volume (f.v.), $\langle P[\text{LLP in f.v.}] \rangle$, is estimated with the following formula:

$$\langle P[\text{LLP in f.v.}] \rangle = \frac{1}{N_{\text{LLP}}^{\text{MC}}} \sum_{i=1}^{N_{\text{LLP}}^{\text{MC}}} P[(\text{LLP})_i \text{ in f.v.}], \quad (15)$$

where $N_{\text{LLP}}^{\text{MC}}$ is the total number of MC-simulated LLPs. $P[(\text{LLP})_i \text{ in f.v.}]$ is the individual decay probability of each generated LLP in the simulation, computed with

$$P[(\text{LLP})_i \text{ in f.v.}] = e^{(-D_i^{\text{l.m.}}/\lambda_i)} - e^{(-D_i^{\text{a.c.}}/\lambda_i)}. \quad (16)$$

Here, $D_i^{\text{l.m.}}$ and $D_i^{\text{a.c.}}$ are the distances from the IP for the i -th simulated LLP to travel to leave the main detector and to arrive at the cavern surface, respectively, if it has not decayed beforehand. Furthermore, $P[(\text{LLP})_i \text{ in f.v.}] = 0$ if the i -th simulated LLP does not travel in a direction inside the coverage of the fiducial volume, e.g. it travels towards the cavern’s floor. Here, λ_i is the lab-frame decay length of the LLP and is computed with $\lambda_i = \beta_i \gamma_i c\tau$, where β_i and γ_i are the speed and boost factor of the i -th generated LLP, respectively, and $c\tau$ is the proper decay length of the LLP.

Finally, the total signal-event number is calculated with

$$N_{\text{LLP}}^{\text{signal}} = N_{\text{LLP}}^{\text{prod}} \cdot \langle P[\text{LLP in f.v.}] \rangle \cdot \text{Br}(\text{LLP} \rightarrow \text{visible}), \quad (17)$$

where $\text{Br}(\text{LLP} \rightarrow \text{visible})$ is the LLP’s decay branching ratio into visible final states for the detector. In Eq. (17), we have, for simplicity, assumed a flat 100% detector efficiency.

As discussed in Sec. II, given the absence of shielding between the main detector and the proposed cavern-surface detector, we do not simply assume vanishing

background in this work. Instead, we will show sensitivity results for both 3 and 20 signal events for comparison purpose in the following section. These two choices correspond to exclusion bounds at 95% confidence level (C.L.) for 0 and 100 background events, respectively. In addition, for simplicity we will write $N_{\text{LLP}}^{\text{signal}}$ as N_S in the rest of the paper.

V. SENSITIVITY RESULTS

We present our numerical results in this section, for each benchmark scenario separately. Not only will we show the sensitivity reach in each model, but also the average decay probabilities, since the latter are important for understanding the final results. For the proposed detector, we will plot sensitivity curves of both 3 and 20 signal events, to illustrate the effect of potential background events, cf. Sec. II. In addition, we make comparisons with studies on other lepton-collider far detectors, CEPC/FCC-ee's main detectors, as well as LHC's far detectors.

For the Higgs-factory mode at the CM energy $\sqrt{s} = 240$ GeV, we choose to confine ourselves to the case of integrated luminosity $\mathcal{L}_h = 5.6 \text{ ab}^{-1}$ for the future high-energy electron-positron colliders, delivering 1.14×10^6 Higgs bosons [66]. We note that, for example, CEPC with potential upgrades of the collider technologies may deliver up to 20 ab^{-1} integrated luminosity at the Higgs-factory mode over the whole period of the experiment's operation time [174], which can lead to stronger discovery sensitivities. At the Z -pole, we study two benchmark integrated luminosities of 16 ab^{-1} and 150 ab^{-1} corresponding to total production of 7×10^{11} and 5×10^{12} Z -bosons.

A. Exotic Higgs decays

Fig. 3 is a plot of $\langle P[\text{LLP in f.v.}] \rangle$ as functions of $c\tau_X$, for both the CEPC/FCC-ee's main detector and the LAYCAST experiment, with $m_X = 0.5$ GeV and 10 GeV. The maximal average decay probability that can be attained for LAYCAST is about 0.26, at $c\tau_X = 0.08$ m and 1.65 m with $m_X = 0.5$ GeV and $m_X = 10$ GeV, respectively. Because of their closer distance to the IP, the main detectors are more sensitive to smaller $c\tau_X$ values, and can reach up to 0.93 for the average decay probability at $c\tau_X = 0.003$ m and 0.057 m for the same pair of X masses.

For the two mass choices, the two $c\tau_X$ values corresponding to the maximal average decay probability differ by a factor ~ 20 which is exactly the ratio between the two chosen mass values of the light scalar. This is because for the maximal average decay probability, there is a corresponding value of the boosted decay length $\beta_X \gamma_X c\tau_X$ approximately determined by the experiment's geometry and distance to the IP, where $\beta_X \gamma_X = |\vec{p}_X|/m_X$,

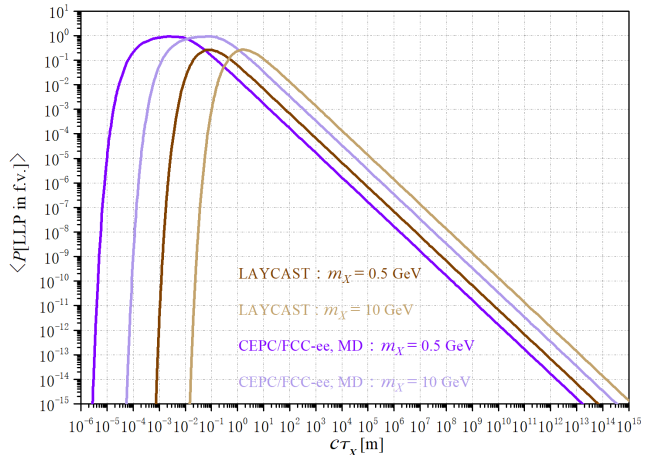


FIG. 3. The average decay probability of the light scalar X as functions of $c\tau_X$, for LAYCAST and the CEPC/FCC-ee's main detector and for $m_X = 0.5$ GeV and 10 GeV.

with $|\vec{p}_X|$ being the 3-momentum magnitude of the light scalar X . Roughly speaking, then, varying m_X by a factor 20 leads to a general shift of $\beta_X \gamma_X$ by 20, and thus $c\tau_X$ should change by $1/20$ so as to keep the boosted decay length unchanged, leading to the observed horizontal shift of the curves.

In the prompt regime (small $c\tau_X$), the exponential functions for the decay-position distributions change rapidly with $c\tau_X$ (see Eq. (16)), leading to the large slope of the displayed curves in Fig. 3. On the other hand, for large $c\tau_X$ values, the exponential function can be expanded and as a result, $\langle P[\text{LLP in f.v.}] \rangle$ becomes linearly proportional to $1/c\tau_X$ to first order, as shown in Fig. 3. In the remaining benchmark scenarios, the same trend of the average decay probability curves will also be observed.

In Fig. 4, we compare sensitivity reaches of the proposed experiment shown in the $(c\tau_X, \text{Br}(h \rightarrow XX))$ plane to those of FD1, FD3, and FD6 studied in Ref. [86]. Two plots are for $m_X = 0.5$ GeV and 10 GeV, respectively; their main difference is a horizontal shift, as discussed above. For LAYCAST, we show both $N_S = 3$ and $N_S = 20$ sensitivity curves³.

We find that it is more sensitive in the low and medium $c\tau_X$ regions ($c\tau_X \lesssim 1(10)$ m) for $m_X = 0.5$ GeV ($m_X = 20$ GeV). For longer decay lengths, FD3 and especially FD6 are expected to perform better. We note that FD1 is estimated to be similarly sensitive to the long-lived light scalar as LAYCAST with $N_S = 20$. Among these experiments, only the LAYCAST experiment with zero

³ Here, the obtained sensitivities are for an integrated luminosity of $\mathcal{L}_h = 5.6 \text{ ab}^{-1}$. For a higher integrated luminosity of 20 ab^{-1} , the discovery sensitivities to $\text{Br}(h \rightarrow XX)$ can be enhanced by a factor of $5.6/20$ for each $c\tau_X$ value.

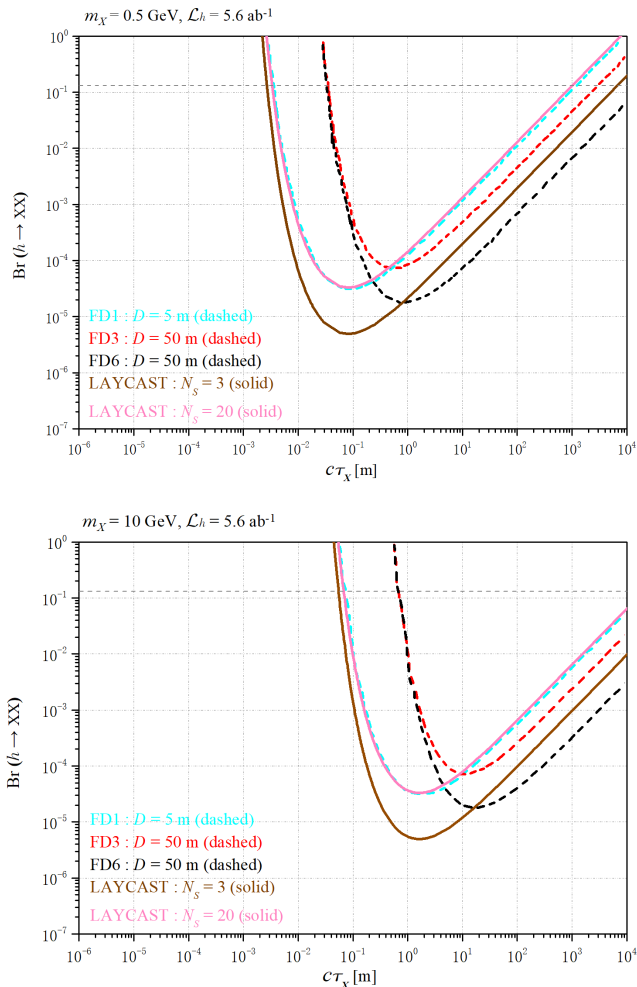


FIG. 4. Sensitivity reaches of LAYCAST compared to those of FD1, FD3, and FD6 investigated in Ref. [86], shown in the $\text{Br}(h \rightarrow XX)$ vs. $c\tau_X$ plane for $m_X = 0.5$ GeV (*upper panel*) and 10 GeV (*lower panel*). Together shown is also the current limit on the Higgs invisible decay branching ratio at 13% [175], as a horizontal gray dashed line.

background can reach $\text{Br}(h \rightarrow XX)$ down to the order of 10^{-6} while all the other setups can probe the branching ratio in the order of 10^{-5} at the best. These are all more than 3 order of magnitude lower than the current upper bound on the Higgs invisible decay branching ratio 13% [175] shown as the horizontal gray dashed lines in the plots.

In Fig. 5 we further overlap the sensitivity reach of LAYCAST with that of the CEPC/FCC-ee’s main detector and those of the proposed LHC’s far detectors CODEX-b [39] and MATHUSLA [176]. The results of the MD are calculated with the method described in this article, and those of CODEX-b and MATHUSLA are reproduced from Ref. [86]. As expected, the main detector shows dominant sensitivity in the short- $c\tau_X$ regime, while medium and long decay-length regimes LAYCAST can compete with the CODEX-b and MATHUSLA, and

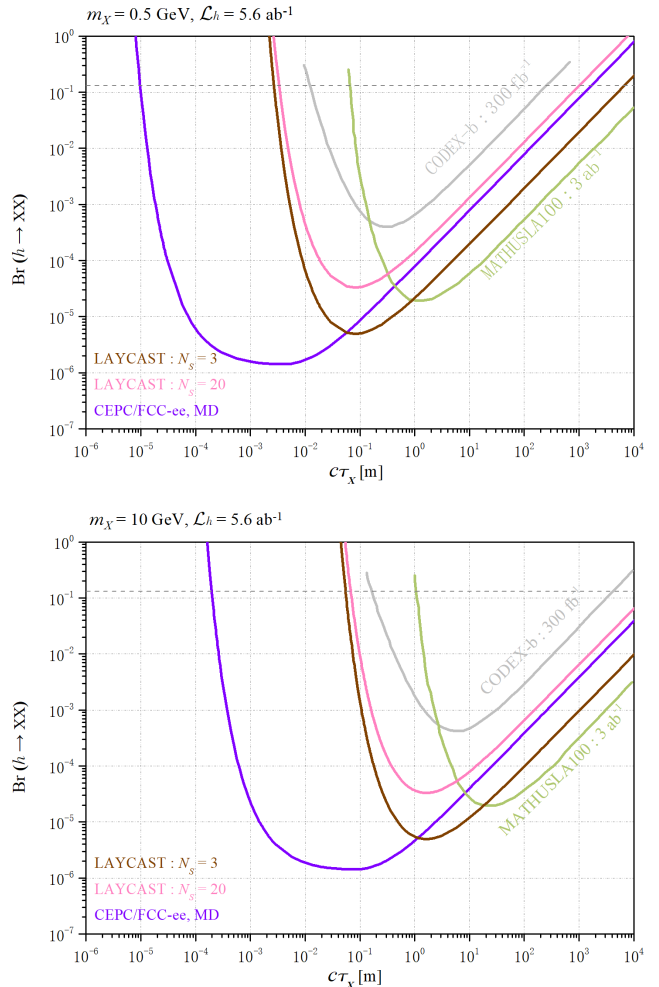


FIG. 5. Sensitivity reaches of LAYCAST compared to the CEPC/FCC-ee’s main detector and the LHC’s far detectors CODEX-b and MATHUSLA [86] for $m_X = 0.5$ GeV (*upper panel*) and 10 GeV (*lower panel*). The present bound on the SM Higgs invisible decay branching ratio 13% [175] is plotted as a horizontal gray dashed curve.

show promising sensitivities at $c\tau_X$ values between the most sensitive positions of the main detector and MATHUSLA.

B. Heavy neutral leptons

For the HNL study where the HNL is produced in $Z \rightarrow \nu_\alpha N$, we also start with showing a plot of $\langle P[\text{LLP in f.v.}] \rangle$, now as a function of the boosted decay length λ_N of N , for the proposed experiment; see Fig. 6. We find the maximal average decay probability 0.27 is achieved at $\lambda_N \sim 10$ m, in general alignment with the cavern size. The result essentially does not depend on the mass of the HNL.

Again, now in Fig. 7, we compare our proposal with FD1, FD3, and FD6 from Ref. [86], shown in the plane

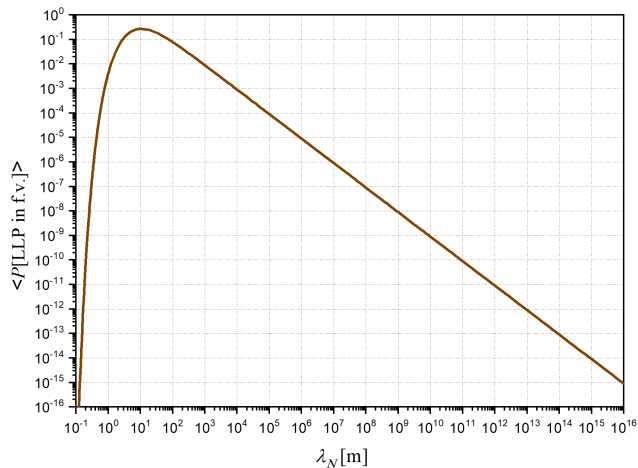


FIG. 6. The average decay probability of the HNLs in the fiducial volume of the LAYCAST experiment as a function of the boosted decay length of the HNL.

$|V_{\alpha N}|^2$ vs. m_N with $\alpha = e, \mu$. The upper (lower) plot is for an integrated luminosity of $\mathcal{L} = 16 \text{ ab}^{-1}$ ($\mathcal{L} = 150 \text{ ab}^{-1}$).

In both plots, we find that LAYCAST has the largest reach in m_N , touching 16 GeV and 22 GeV for $\mathcal{L} = 16 \text{ ab}^{-1}$ and 150 ab^{-1} , respectively, if no background is present. Even for the case of 100 background events, it can still probe m_N up to about 12 and 16 GeV for the two integrated luminosities. FD1 has a slightly better sensitivity reach than our proposal with $N_S = 20$ has, and FD3 and FD6 can probe slightly smaller m_N and $|V_{\alpha N}|^2$ regimes. We conclude that the advantage of LAYCAST in this work is mainly the sensitivity to slightly larger masses of the HNL.

In the background of these plots, we show as gray area the current bounds on $|V_{eN}|^2$ as a function of m_N obtained from PIENU [177], KENU [178], NA62 [179], T2K [180], BEBC [181], CMS [182–184], ATLAS [185], and L3 [186]. We show also a gray band covering the parameter region that could explain the small but non-vanishing active-neutrino mass with the type-I seesaw relation $|V_{\alpha N}|^2 = m_{\nu_\alpha}/m_N$, for m_{ν_α} between 0.05 eV and 0.12 eV obtained from neutrino-oscillation experiments [187] and cosmology observations [188], respectively. In addition, the lower-left gray dashed curve is the lower bound on the parameter space, obtained from Big Bang Nucleosynthesis [189, 190].

In the upper plot of Fig. 8, we place the sensitivity reach of LAYCAST for $\mathcal{L} = 150 \text{ ab}^{-1}$ together with that of other future experiments including the LHC far detectors [42] (CODEX-b, FASER2, MATHUSLA), the CEPC/FCC-ee’s main detectors with 150 ab^{-1} [86], and beam-dump experiments such as SHiP [191], NA62 [192], and LBNE [193]. In addition, the HECATE curve is reproduced here from the red solid curve (with $l_0 = 4 \text{ m}$, $l_1 = 15 \text{ m}$) in Fig. 1 of Ref. [87], with a correction fac-

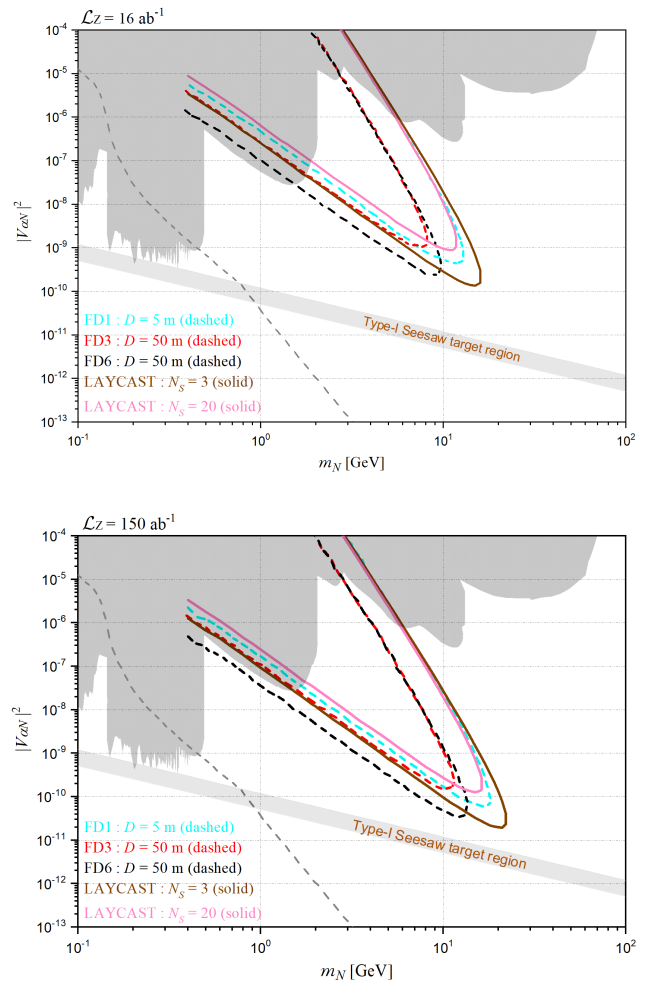


FIG. 7. Sensitivity reaches of LAYCAST, and FD1, FD3, and FD6 from Ref. [86], displayed in the $|V_{\alpha N}|^2$ vs. m_N plane with $\mathcal{L}_Z = 16 \text{ ab}^{-1}$ (upper panel) and 150 ab^{-1} (lower panel). The gray area in the background is the parameter region currently excluded by experiments [177–186] on $|V_{eN}|^2$. The gray band labeled with “Type-I Seesaw target region” corresponds to the parameter space explaining the active neutrino mass between 0.05 eV [187] and 0.12 eV [188] with the type-I seesaw relation $|V_{\alpha N}|^2 = m_{\nu_\alpha}/m_N$. The gray dashed curve in the lower left part is the lower bound on the mixing angle, derived from consideration of Big Bang Nucleosynthesis [189, 190].

tor applied in order to align the integrated luminosities considered⁴. We find that compared to the LHC’s far detectors and the beam-dump experiments, LAYCAST clearly shows a large advantage in probing the mixing parameters for $m_N \gtrsim 3 \text{ GeV}$. Our proposal can also extend

⁴ Ref. [87] assumes an integrated luminosity half that we assume. This leads to a reduction factor 2 on the signal-event number. We extract the HECATE curve for 150 ab^{-1} from Ref. [87] and apply a factor $1/\sqrt{2}$ to $|V_{\alpha N}|^2$ in the lower part of the curve while keeping the upper part unchanged, and present it in the upper plot of Fig. 8.

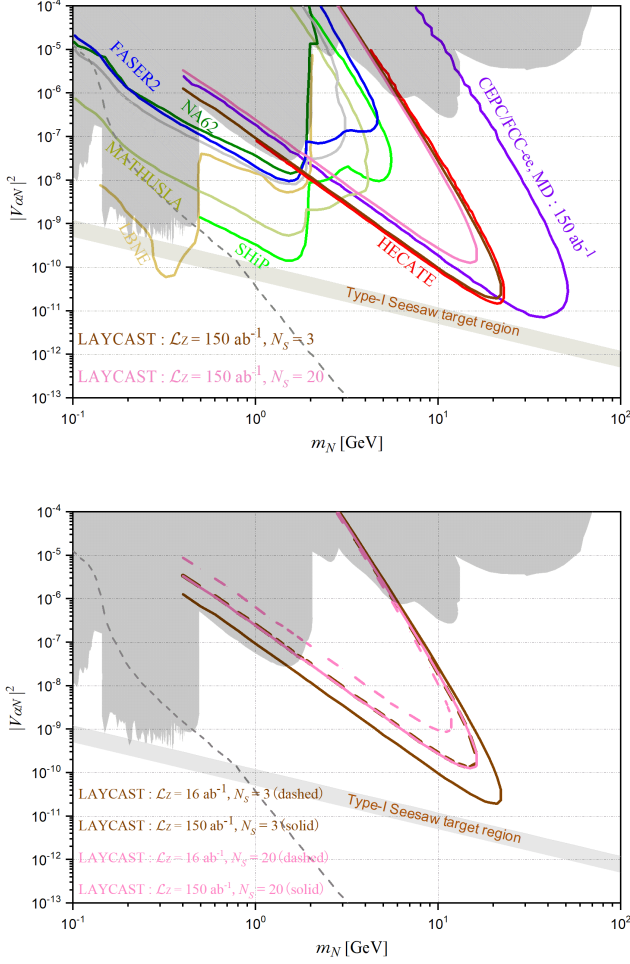


FIG. 8. *Upper panel*: comparison of LAYCAST with other experiments extracted from Refs. [42, 86, 87, 191–193]. The HECATE result [87] corresponds to nine signal events and has been adjusted to account for the difference in the considered integrated luminosities. *Lower panel*: sensitivity reaches of LAYCAST with different luminosities.

the sensitivity reach of the main detector to some extent for $m_N \lesssim 20$ GeV, in the case that both experiments suffer from no background events. Our results with $N_S = 3$ is almost identical to those of HECATE with 9 signal events, mainly as a result of the more realistic setup of LAYCAST despite its bigger fiducial volume.

The lower plot of Fig. 8 shows the sensitivity reach of the LAYCAST experiment for both integrated luminosities $\mathcal{L}_Z = 16 \text{ ab}^{-1}$ and 150 ab^{-1} , and both $N_S = 3$ and $N_S = 20$. This plot shows the change in the sensitivity when \mathcal{L}_Z or the background level varies.

C. Light neutralinos from Z -boson decays

Here, we refrain from showing a plot of the average decay probability of the lightest neutralino at the proposed

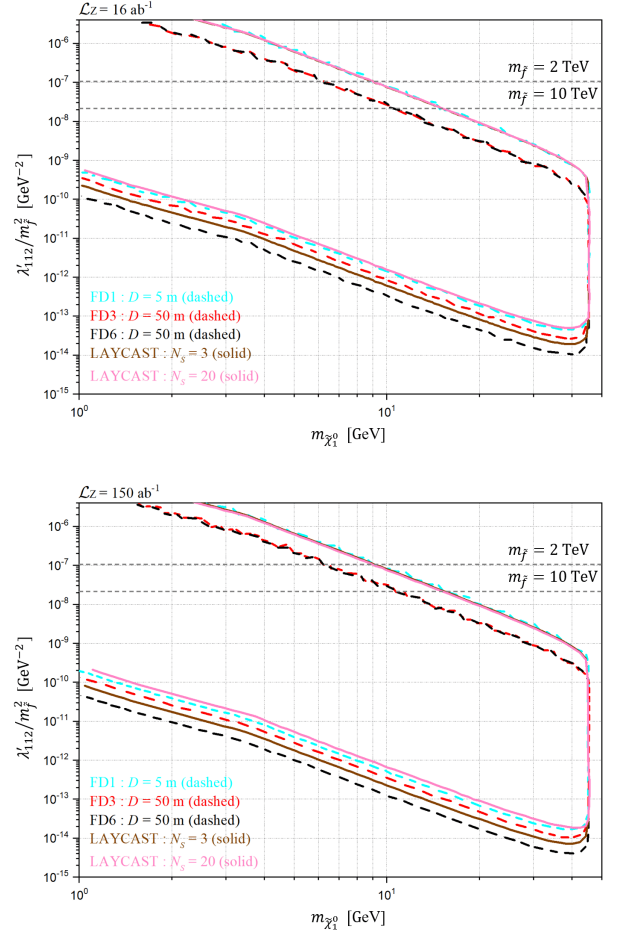


FIG. 9. Sensitivity reach of LAYCAST in comparison with that of FD1, FD3, and FD6 from Ref. [86], shown in the $\lambda'_{112}/m_{\tilde{f}}^2$ vs. $m_{\tilde{\chi}_1^0}$ plane. We have assumed $\text{Br}(Z \rightarrow \tilde{\chi}_1^0 \tilde{\chi}_1^0) = 10^{-3}$ for $m_{\tilde{\chi}_1^0} \ll m_Z/2$. The two plots are for $\mathcal{L}_Z = 16 \text{ ab}^{-1}$ (*upper panel*) and 150 ab^{-1} (*lower panel*), respectively. The two horizontal dashed curves correspond to the current bounds on the coupling $\lambda'_{112}/m_{\tilde{f}}^2$ for $m_{\tilde{f}} = 2 \text{ TeV}$ and 10 TeV .

experiment, since it would look similar to Fig. 6.

We present in Fig. 9 the sensitivity reach of LAYCAST to the lightest neutralino in the RPV SUSY, shown in the $(m_{\tilde{\chi}_1^0}, \lambda'_{112}/m_{\tilde{f}}^2)$ plane, together with the sensitivity reach of FD1, FD3, and FD6 from Ref. [86]. The two plots are for $\mathcal{L}_Z = 16 \text{ ab}^{-1}$ and 150 ab^{-1} , respectively. The current bounds on the coupling $\lambda'_{112}/m_{\tilde{f}}^2$, cf. Eq. (4), for $m_{\tilde{f}} = 2 \text{ TeV}$ and 10 TeV are shown as horizontal gray dashed curves in the plots. We find that these considered experiments can reach $\lambda'_{112}/m_{\tilde{f}}^2$ down to $10^{-15} - 10^{-14} \text{ GeV}^{-2}$, at $m_{\tilde{\chi}_1^0} \sim 40 \text{ GeV}$, orders of magnitude below the current bounds. In the absence of background events, LAYCAST shows slightly stronger sensitivity reach than FD3, and for 100 background events, it is as sensitive as FD1. FD6 is the strongest in both plots, mainly owing to its much larger fiducial volume.

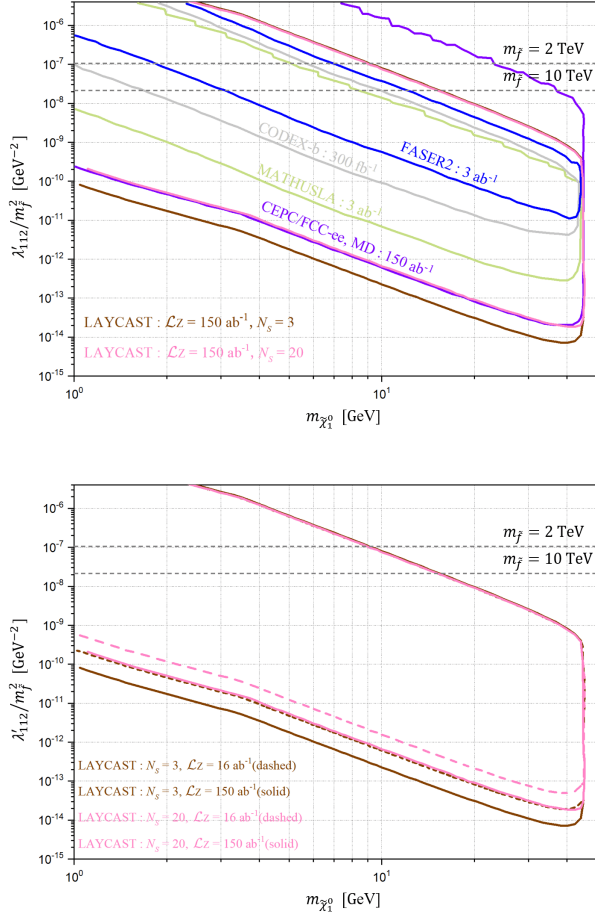


FIG. 10. *Upper panel*: sensitivity reach of LAYCAST compared to those of the main detector [88] and the LHC’s far detectors [42]. *Lower panel*: sensitivity reach of LAYCAST for different integrated luminosities.

We further compare LAYCAST with some LHC’s far detectors [42] and the CEPC/FCC-ee’s main detector [86], in the upper plot of Fig. 10. For an integrated luminosity of 150 ab^{-1} , the proposed experiment for $N_S = 20$ can probe similarly small values of $\lambda'_{112}/m_{\tilde{f}} r_{\tilde{f}}$ as the main detector, while the latter is much more sensitive in the large couplings’ limit. None of FASER2, CODEX-b, and MATHUSLA can compete with the lepton-collider experiments shown here.

In the lower plot of Fig. 10, we plot the sensitivity reach of LAYCAST for $N_S = 3$ and 20, and for $\mathcal{L}_Z = 16 \text{ ab}^{-1}$ (dashed) and 150 ab^{-1} (solid). We observe similar hierarchies between these curves as we find in the lower plot of Fig. 8.

D. Axion-like particles

In Fig. 11 we plot $\langle P[\text{LLP in f.v.}] \rangle$ as functions of the ALP’s boosted decay length, λ_a , for not only LAYCAST,

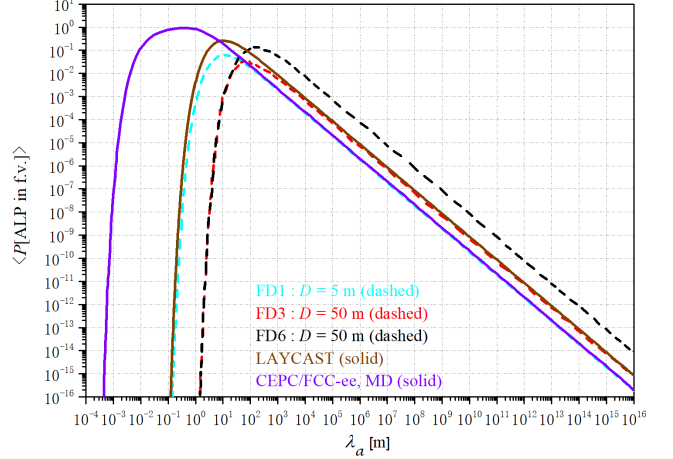


FIG. 11. The average decay probability of the ALP at the proposed experiment, the FCC-ee/CEPC’s main detector, and FD1, FD3, and FD6 [88], as functions of the ALP’s boosted decay length λ_a .

but also the FCC-ee/CEPC’s main detector, and the proposed far-detector setups from Ref. [88]. The results of the MD are calculated with the method described in this article, and those of FD1, FD3, and FD6 are extracted from Ref. [88]. We find the maximal reach in $\langle P[\text{LLP in f.v.}] \rangle$ for LAYCAST is about 0.26 at $\lambda_a \sim 10 \text{ m}$, roughly the same as in Fig. 3 and Fig. 6. The main detector is more sensitive to smaller λ_a values, and can reach the maximal average decay probability of 0.93 at $\lambda_a \sim 0.33 \text{ m}$. We observe that the average decay probability of the ALPs at LAYCAST is slightly better than that at FD1, especially for $\lambda_a \sim 10 \text{ m}$, while FD6 is more sensitive to larger λ_a values. We note that as in the previous scenarios, these results are insensitive to the LLP’s mass.

We present numerical results for the ALP model in three cases: (1) $C_{\gamma Z} = 0, C_{\gamma\gamma} \neq 0$, (2) $C_{\gamma Z} = C_{\gamma\gamma} \neq 0$, and (3) independent and non-vanishing $C_{\gamma Z}$ and $C_{\gamma\gamma}$ parameters. For the first case where $C_{\gamma Z} = 0$, we take into account the existing bounds on the coupling $C_{\gamma\gamma}/\Lambda$ extracted from the summary in Ref. [58]; for the other two cases with non-zero $C_{\gamma Z}$, these existing bounds, in principle, should only be loosely related as they are obtained under the assumption of the ALP coupled to the photons only.

1. $C_{\gamma Z} = 0$

Here, $C_{\gamma Z}$ assumed to be vanishing, and we have only two parameters: $C_{\gamma\gamma}/\Lambda$ and m_a . Therefore, we present the sensitivity results in the plane $C_{\gamma\gamma}/\Lambda$ vs. m_a in Fig. 12. The gray area in both plots corresponds to the currently excluded region in the plane spanned by m_a

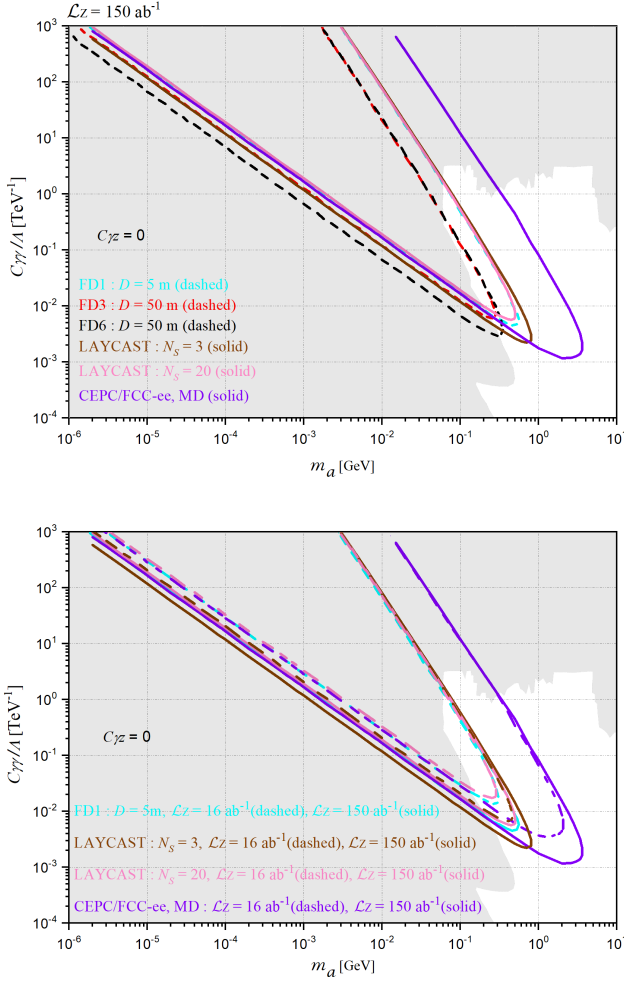


FIG. 12. *Upper panel*: sensitivity reach of LAYCAST compared to that of the CEPC/FCC-ee’s main detector, as well as those of FD1, FD3, and FD6 from Ref. [88], for $\mathcal{L}_Z = 150 \text{ ab}^{-1}$ and $C_{\gamma Z} = 0$, presented in the $C_{\gamma\gamma}/\Lambda$ vs. m_a plane. *Lower panel*: sensitivity reach of LAYCAST, FD1, as well as the main detector, for $\mathcal{L}_Z = 16 \text{ ab}^{-1}$ and 150 ab^{-1} . In both plots, the gray area in the background is the presently excluded region of the parameter space ($m_a, C_{\gamma\gamma}/\Lambda$), reproduced from Ref. [58] (see also the references therein).

and $C_{\gamma\gamma}/\Lambda$; see Ref. [58] and the references therein ⁵.

The upper plot of Fig. 12 shows the sensitivity reach of LAYCAST, the CEPC/FCC-ee’s main detector, as well as FD1, FD3, and FD6 from Ref. [86], for $\mathcal{L}_Z = 150 \text{ ab}^{-1}$. We observe that the CEPC/FCC-ee’s main detector can reach the largest ALP mass, while LAYCAST with $N_S = 3$ and FD6 can probe smaller values of $C_{\gamma\gamma}/\Lambda$ for $m_a \lesssim \mathcal{O}(1) \text{ GeV}$. FD1 and the new proposal with

$N_S = 20$ are found again to have almost identical discovery potentials. These experiments all could probe $C_{\gamma\gamma}/\Lambda$ down to the order of 10^{-3} TeV^{-1} . Taking into account the existing constraints shown in the background, we find that mainly the experiments located closer to the IP can probe relatively larger currently allowed regions where the ALPs are not so long lived (with large m_a and $C_{\gamma\gamma}/\Lambda$).

In the lower plot, we illustrate the effect of the integrated luminosity on the sensitivity results of experiments including LAYCAST, the CEPC/FCC-ee’s main detector, and FD1 [88]. The CEPC and FCC-ee benchmark integrated luminosities, $\mathcal{L}_Z = 16 \text{ ab}^{-1}$ (dashed) and 150 ab^{-1} (solid) are considered. We observe that even with the minor integrated luminosity of 16 ab^{-1} large unexcluded parameter space can be probed by these experiments.

2. $C_{\gamma Z} = C_{\gamma\gamma}$

In this scenario, the model parameters $C_{\gamma Z}$ and $C_{\gamma\gamma}$ are assumed to be equal. We present the sensitivity results in Fig. 13, in the $C_{\gamma\gamma}/\Lambda$ vs. m_a plane.

Fig. 13 is the same as Fig. 12, except that now we switch on $C_{\gamma Z}$ and assume it is equal to $C_{\gamma\gamma}$. The $C_{\gamma Z}$ coupling does not induce the ALP’s decays, but it enhances the production rates of the ALP, cf. Eq. (13). We thus find generally stronger sensitivity results compared to those given in Fig. 12, while the comparisons between the various experiments investigated remain unchanged. Now these experiments can probe $C_{\gamma\gamma}/\Lambda$ down to the orders of magnitude $10^{-5} - 10^{-4} \text{ TeV}^{-1}$ depending on the integrated luminosity.

3. Independent and non-vanishing $C_{\gamma Z}$ and $C_{\gamma\gamma}$ parameters

In this case, we assume that $C_{\gamma\gamma}$ and $C_{\gamma Z}$ are decoupled and vary independently. Given the three free parameters now, we will show sensitivity results in the $(C_{\gamma Z}/\Lambda, C_{\gamma\gamma}/\Lambda)$ plane for fixed ALP masses.

The upper plot of Fig. 14 shows the sensitivities of LAYCAST compared to those of the CEPC/FCC-ee’s main detector, and FD1, FD3, and FD6 from Ref. [88]. We fix m_a at 1 GeV, and take $\mathcal{L}_Z = 150 \text{ ab}^{-1}$ as the benchmark integrated luminosity. Among the far detectors including LAYCAST, FD6 can probe the smallest values of $C_{\gamma\gamma}/\Lambda$ for $C_{\gamma Z}/\Lambda$ down to about $7 \times 10^{-5} \text{ TeV}^{-1}$. LAYCAST with $N_S = 20$ shows similar sensitivity reach as FD1, and for $N_S = 3$ it can probe $C_{\gamma\gamma}/\Lambda$ for the smallest values of $C_{\gamma Z}/\Lambda$. The CEPC/FCC-ee’s main detector shows sensitivities to $C_{\gamma\gamma}/\Lambda$ for $C_{\gamma Z}/\Lambda$ below $5 \times 10^{-5} \text{ TeV}^{-1}$ where all the far-detector experiments have no sensitivity; in fact, even for vanishing $C_{\gamma Z}$, the main detector is sensitive to $C_{\gamma\gamma}/\Lambda$ between $2 \times 10^{-3} \text{ TeV}^{-1}$ and $9 \times 10^{-2} \text{ TeV}^{-1}$, in good agreement with the upper plot of Fig. 12.

⁵ In Ref. [58] the ALP-photon interaction Lagrangian has the term $-\frac{g_{a\gamma}}{4} a F_{\mu\nu} \tilde{F}^{\mu\nu}$ in its Eq. (24), in comparison to our $e^2 C_{\gamma\gamma} \frac{a}{\Lambda} F_{\mu\nu} \tilde{F}^{\mu\nu}$ in Eq. (6). This relation allows to convert the bounds on $g_{a\gamma}$ given in Ref. [58] to those displayed in Fig. 12.

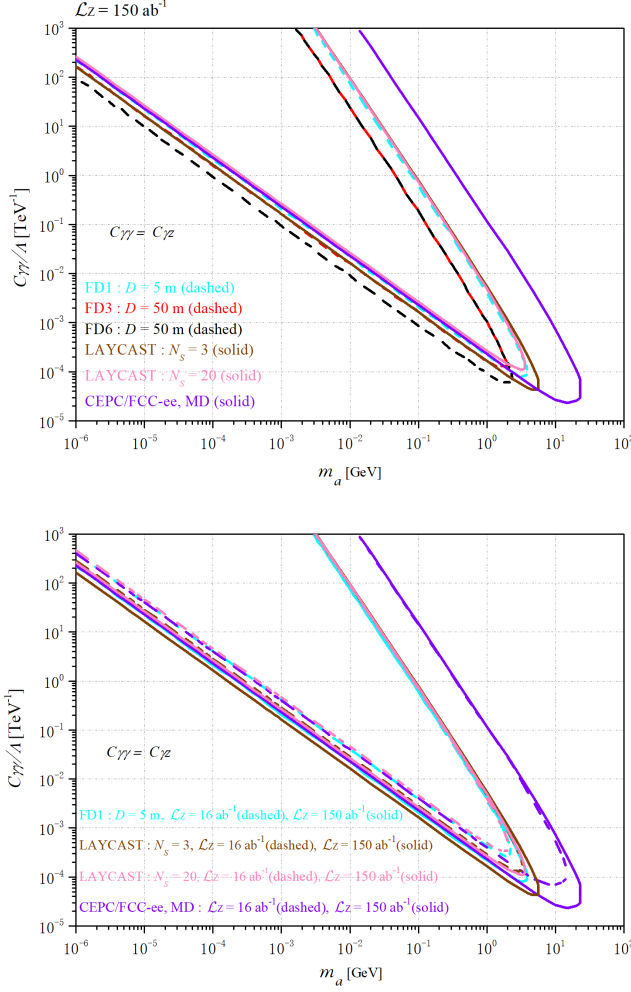


FIG. 13. The same plots as those in Fig. 12, but for $C_{\gamma Z} = C_{\gamma\gamma}$.

The lower plot shows the change in the sensitivities for LAYCAST, the CEPC/FCC-ee’s main detector, as well as FD1 [88], resulting from differences in the integrated luminosity $\mathcal{L}_Z = 16 \text{ ab}^{-1}$ and 150 ab^{-1} .

Finally, to understand how the sensitivities change for varying the ALP mass, in Fig. 15 we show two sensitivity plots in the plane $C_{\gamma\gamma}/\Lambda$ vs $C_{\gamma Z}/\Lambda$, for $m_a = 0.01 \text{ GeV}$ and 1 GeV (*upper panel*) and $m_a = 10 \text{ GeV}$ and 90 GeV (*lower panel*). The integrated luminosity is fixed at 150 ab^{-1} in these plots. We take into account LAYCAST, FD1 (for which the results are extracted from Ref. [88]), and the CEPC/FCC-ee’s main detector. In each plot, for the lower (higher) mass value the sensitivity curves are plotted in the dashed (solid) style.

In the upper plot, we find that for $m_a = 0.01 \text{ GeV}$ now all of the considered detectors show a funnel behavior at the small values of $C_{\gamma Z}/\Lambda$, and this can be explained with the same argument we provide above for the sensitivity curves of the CEPC/FCC-ee’s main detector shown in Fig. 14. For $m_a = 10 \text{ GeV}$ and 90 GeV , no such funnel

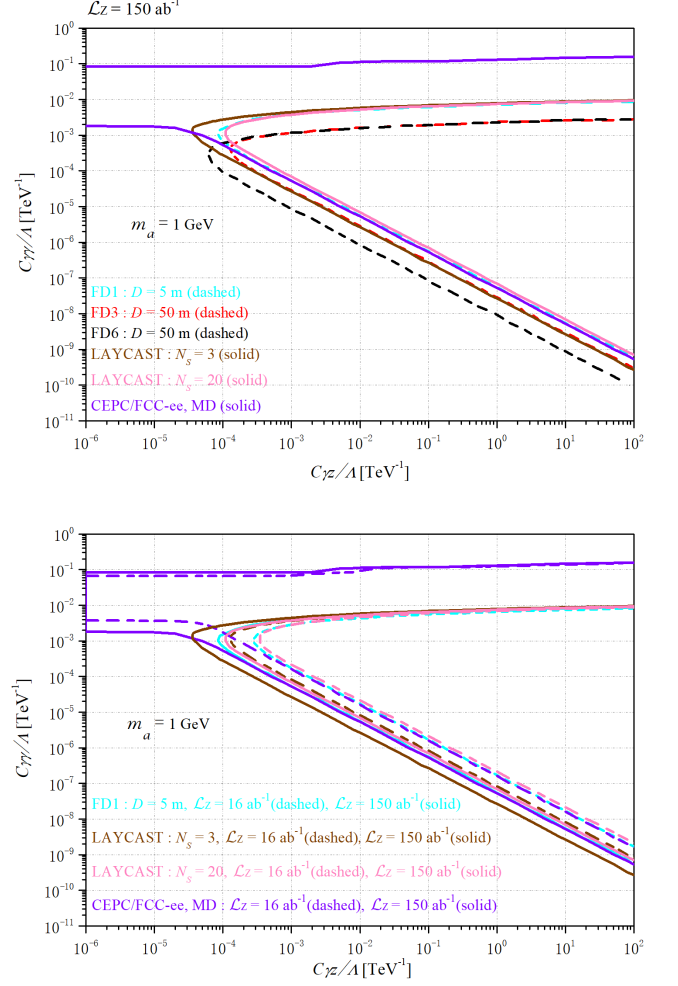


FIG. 14. *Upper panel*: sensitivity reach of LAYCAST, the CEPC/FCC-ee’s main detector, as well as FD1, FD3, and FD6 from Ref. [88] for $m_a = 1 \text{ GeV}$ and $\mathcal{L}_Z = 150 \text{ ab}^{-1}$, shown in the plane $C_{\gamma\gamma}/\Lambda$ vs $C_{\gamma Z}/\Lambda$. *Lower panel*: sensitivity reach of LAYCAST, FD1, as well as the CEPC/FCC-ee’s main detector with $m_a = 1 \text{ GeV}$, for $\mathcal{L}_Z = 16 \text{ ab}^{-1}$ and 150 ab^{-1} .

is observed for the same reasons.

In general, these two plots show that for increasing ALP mass, the sensitive regions in general shift in the lower-right direction, requiring larger values of $C_{\gamma Z}/\Lambda$ and smaller values of $C_{\gamma\gamma}/\Lambda$. This can be understood as follows. For a heavier ALP, its decay width increases thus making the ALP more prompt and less likely to decay inside the fiducial volume. To restore the decay probabilities in the fiducial volume, a smaller decay coupling, $C_{\gamma\gamma}/\Lambda$ is required; however, this would also decrease the production rate, which can be offset, in turn, by a larger value of $C_{\gamma Z}/\Lambda$.

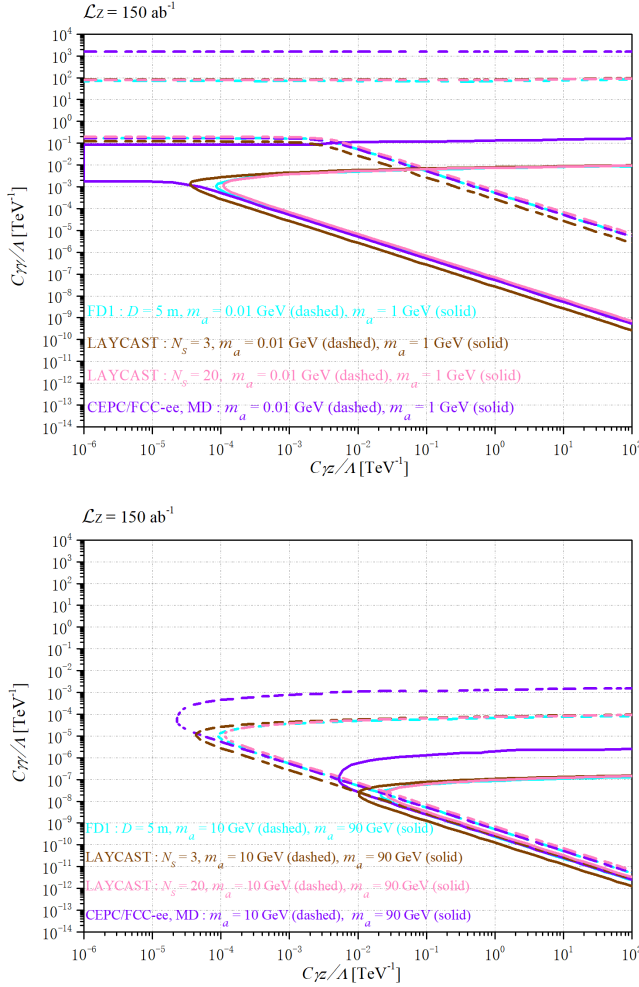


FIG. 15. *Upper panel*: sensitivity reaches of representative detectors and integrated luminosity of $\mathcal{L}_Z = 150 \text{ ab}^{-1}$ in the $C_{\gamma\gamma}/\Lambda$ vs $C_{\gamma Z}/\Lambda$ plane for $m_a = 0.01 \text{ GeV}$ and 1 GeV . *Lower panel*: the same format for $m_a = 10 \text{ GeV}$ and 90 GeV .

VI. CONCLUSIONS

In this work, we have proposed a dedicated LLP detector, LAYCAST, for future electron-positron colliders such as CEPC and FCC-ee, based on and intended to emulate the proposal from Ref. [87]. Using the main detector of the circular lepton colliders as an effective veto for (most) SM background events, the idea of this work is to regard the space between the main detector and the surface of the main experimental cavern of CEPC and FCC-ee, as the fiducial volume where an LLP may decay with the decay products detected by the layered scintillators or RPCs to be installed on the inner surface of the cavern. Besides, for load bearing and other reasons, we assume that LAYCAST would not be mounted on the floor of the experiment hall.

To good approximation we treat the fiducial volume as a cuboid, excluding the internal space occupied by

the cylindrical main detector. We assess the sensitivity reach of LAYCAST at CEPC and FCC-ee to a series of benchmark models with LLPs: a light scalar X from exotic Higgs decays $h \rightarrow XX$ that arise in a minimal extension of the SM Higgs sector with an SM-singlet scalar field, an HNL N from Z -boson decays $Z \rightarrow \nu_\alpha N$, the lightest neutralino in the RPV SUSY from Z -boson decays $Z \rightarrow \tilde{\chi}_1^0 \tilde{\chi}_1^0$, and an ALP a coupled to the SM photon and the Z -boson produced in direct scattering processes $e^-e^+ \rightarrow \gamma a$ via an s -channel photon or Z -boson. We check these sensitivity results against existing bounds, and also compare them with those obtained for the CEPC/FCC-ee's main detector, LHC's far detectors, as well as proposed LLP detectors at future e^-e^+ colliders [86, 87]. Moreover, since the new proposed detector is capable of accepting LLPs from most directions, it is not easy to add additional shielding for the detector, and it may suffer from non-vanishing background events. We, thus, show the sensitivity reach at 95% C.L. for both 0 and 100 background events, corresponding to 3 and 20 signal events, respectively.

Compared to the FD1, FD3, and FD6 setups initially studied in Ref. [86] where zero background is (legitimately) assumed, we find that the sensitivity results of LAYCAST with $N_S = 20$ are similar to those of FD1, while FD3 and FD6 are sensitive to relatively larger proper decay lengths $c\tau$ (corresponding to smaller mass or decay coupling) of the LLPs. The latter two's stronger sensitivities are mainly due to their much larger volumes.

The main detectors at the CEPC and FCC-ee, owing to its direct proximity, are particularly sensitive to much smaller $c\tau$ of the LLPs. Given the larger acceptance rates, they could also cover medium- $c\tau$ regime. Nevertheless, we find LAYCAST, in the assumption of zero background, could probe new parts of the parameter space (mainly corresponding to larger $c\tau$ values). However, if as many as 100 background events are present, LAYCAST is not expected to perform better than the main detector with 0 background event; in the case that the main detector also suffers from many background events, we find again that our proposed experiment can probe parameter space inaccessible by the main detector (see Appendix D).

Compared to the far detectors at the LHC, LAYCAST is more sensitive for smaller $c\tau$ values. In the long-lifetime regime, we find it can probe larger LLP masses or smaller decay couplings.

In addition, HECATE [87] focused on an HNL mixed with the muon neutrino. We observe that the sensitivity reach of HECATE with 9 signal events shown in the plane $(m_N, |V_{\alpha N}|^2)$ is almost the same as that of LAYCAST studied in this work with 3 signal events. This is mainly due to the more realistic setup of the new detector.

Furthermore, we comment that we have fixed the distance between the IP and the cavern floor to be 5 m corresponding to a support holding the main detector, and have excluded the cavern floor from the locations where the scintillators can be installed. Via numerical checks,

we find that these two factors do not play an important role in the sensitivity-reach estimates. These findings are explained in detail in Appendix B and Appendix C.

Finally, in Appendix A, we study numerically different sensitivity reaches between the geometries of the cavern that we use in this work [97] and the slightly larger, updated configuration [64], and find that the effect is essentially small for such a variation in the cavern geometries.

ACKNOWLEDGEMENTS:

We thank Marco Drewes, Jan Hajer, Manqi Ruan, and Xiaolong Wang for useful discussions. Y.L. and K.W. are supported by the National Natural Science Foundation of China under grant no. 11905162, the Excellent Young Talents Program of the Wuhan University of Technology under grant no. 40122102, and the research program of the Wuhan University of Technology under grant no. 2020IB024. Y.N.M. is supported by the National Natural Science Foundation of China under grant no. 12205227 and the Fundamental Research Funds for the Central Universities (WUT: 2022IVA052). The simulation and analysis work of this paper was completed with the computational cluster provided by the Theoretical Physics Group at the Department of Physics, School of Sciences, Wuhan University of Technology.

Appendix A: Effects of varying the cavern geometries

As mentioned in Footnote 1, the latest design of the CEPC cavern [64] employs dimensions ($L \times W \times H$) of $50 \text{ m} \times 30 \text{ m} \times 30 \text{ m}$ with a support length of 12.15 m, slightly larger than the geometry setup used for numerical studies in this work ($40 \text{ m} \times 20 \text{ m} \times 30 \text{ m}$ with a support of 5 m height [97].) In this appendix, we use the light scalar and the HNL scenarios to illustrate the effect on the average decay probability and the sensitivity reach at LAYCAST, arising from this difference in the cavern geometries.

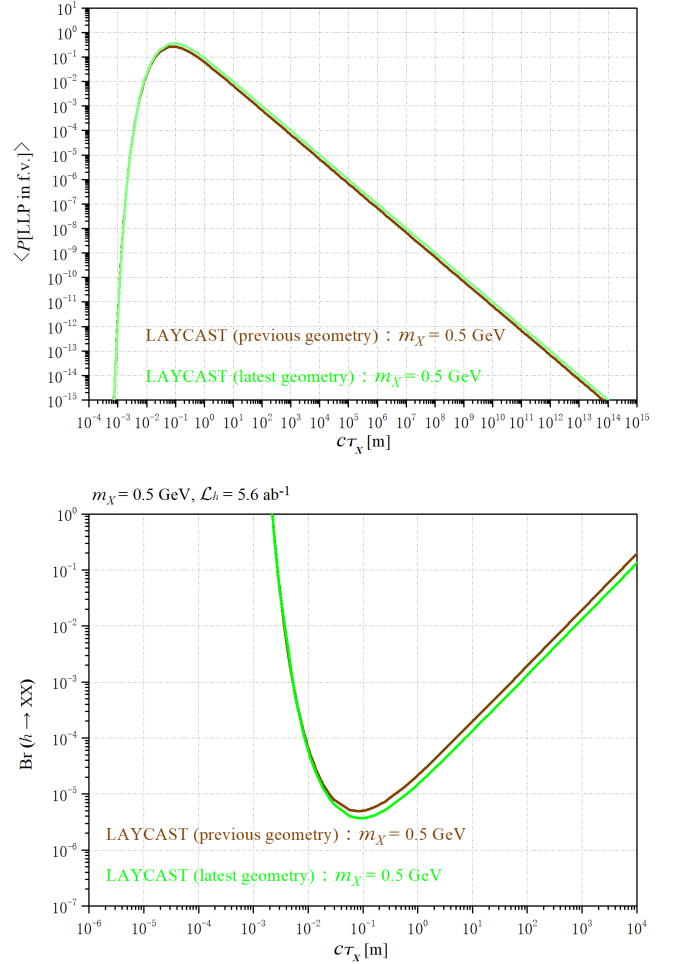


FIG. 16. *Upper panel*: the average decay probability at LAYCAST as functions of the proper decay length $c\tau_X$, for our used CEPC cavern geometry (brown) and the latest geometry (green), in the light-scalar model with $m_X = 0.5 \text{ GeV}$. *Lower panel*: the sensitivity reach of LAYCAST in the $(c\tau_X, \text{Br}(h \rightarrow XX))$ plane for $m_X = 0.5 \text{ GeV}$, comparing the two geometrical configurations of the CEPC cavern.

In Fig. 16 we display two comparison plots shown in the plane $\langle P[\text{LLP in f.v.}] \rangle$ vs. $c\tau_X$ and $\text{Br}(h \rightarrow XX)$

vs. $c\tau_X$, respectively, with $m_X = 0.5$ GeV. The brown curve corresponds to the geometrical setup of the CEPC experiment cavern to be used for the main results in the present work, and the green one to the latest design of the main cavern. We find that with the latest design of the CEPC cavern, owing to its larger volume, LAYCAST is predicted to perform slightly better than with the setup we have been using.

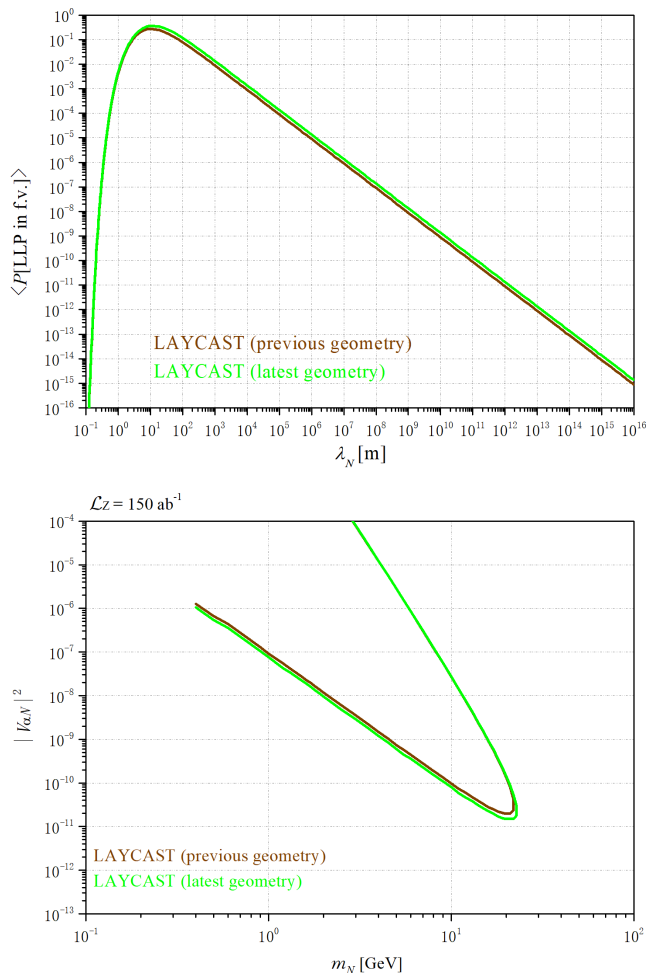


FIG. 17. *Upper panel*: the average decay probability at LAYCAST as functions of the boosted decay length λ , for our used CEPC cavern geometry (brown) and the latest geometry (green), in the HNL model. *Lower panel*: the sensitivity reach of LAYCAST in the $(m_N, |V_{\alpha N}|^2)$ plane, comparing the two geometrical configurations of the CEPC cavern.

Fig. 17 makes the same comparison as Fig. 16, except that it is now for the HNL model. We draw the similar conclusion that with the two geometrical configurations of the CEPC cavern the proposed LAYCAST experiment is projected to have almost the same constraining power.

Appendix B: Effects of varying the position of the collision point

Because of the load bearing and other factors in the main cavern, the beam collision point has been set at 5 m above the cavern’s floor. We take the ALP model as an example to showcase the effect of the relative position of the IP from the cavern floor, by numerically estimating the proportion of the long-lived ALPs traveling towards all six planes of the cuboid fiducial volume, for $l_{\text{support}} = 5$ m and 15 m, where l_{support} is the length of the vertical support. For $l_{\text{support}} = 15$ m, the IP is roughly in the middle of the experiment cavern.

proportion	x	$-x$	y	$-y$	z	$-z$
$l_{\text{support}} = 5$ m	0.2148	0.2218	0.0617	0.3448	0.0805	0.0763
$l_{\text{support}} = 15$ m	0.2577	0.2661	0.1290	0.1383	0.1043	0.1046

TABLE I. The proportion of LLP events detected on each surface of the fiducial volume for the IP located at 5 m and 15 m above the floor of the experiment cavern. $(-x)$, $(-y)$, and $(-z)$ represent the surfaces lying in the corresponding side and perpendicular to the corresponding axis.

The results are listed in Table I. We observe that for the case with a smaller value of l_{support} , the proportion of the ALPs leaving the cavern through the floor (the $-y$ column) is larger and correspondingly fewer ALPs travel towards the other five surfaces. This is mainly due to the larger solid-angle coverage between the IP and the cavern floor. Therefore, the conclusion is for a longer vertical support, the cavern floor is less important to some extent. We note also that these results are almost independent of the ALP mass.

Appendix C: Effects of adding the cavern floor

In the main text, we have assumed that it is impossible to install detector materials on the cavern floor for the purpose of detecting LLPs. In order to analyze the effect of this exclusion on the final sensitivity results, we check the average decay probabilities of the long-lived ALP for both cases of including and excluding the cavern floor as part of the fiducial volume of LAYCAST, and present the results in Fig. 18 showing two curves for the two cases, respectively, where we have fixed the support length to be 5 m. The two curves shown in the figure almost completely overlap with each other. More concretely, the maximal average decay probability that can be achieved for λ just below 10 m in both cases, is 0.32 and 0.26, for including and excluding the cavern floor, respectively. We thus conclude that the cavern floor has only a small effect on the final sensitivities. In addition, we remind that as discussed in Sec. V, the mass of the LLP is unimportant in the considered benchmark scenarios for the plots of the average decay probability as functions of the lab-frame

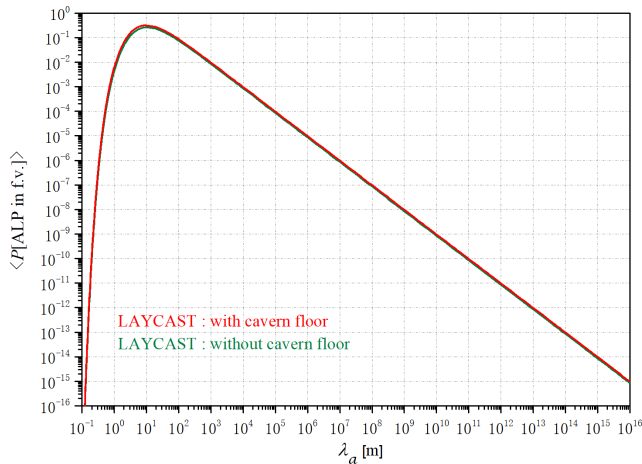


FIG. 18. The average decay probability of the ALP at LAYCAST as a function of the boosted decay length of the ALP λ , for the two cases of including and excluding the bottom surface of the cavern as part of the LAYCAST’s fiducial volume.

decay length of the LLP.

Appendix D: Discussion on the number of signal events for CEPC/FCC-ee’s main detector

The numerical results given in Sec. V show the already excellent sensitivity reaches of the CEPC/FCC-ee’s main detectors; however, this is obtained under the assumption

of zero background. This may not be the case in reality and there can be multiple background events depending on the final-state signatures. In order to illustrate the effect of non-vanishing background events on the sensitivity reach of the main detectors, we show here sensitivity curves of not only 3, but also 20 and 50 signal events corresponding to 95% C.L. exclusion bounds for 100 and 625 background events, respectively. For illustrative purpose, we take the light scalar and the ALP models as examples.

In the upper plot of Fig. 19, we show the comparison of the sensitivity reaches of CEPC/FCC-ee’s main detector with that of LAYCAST, for the long-lived light scalar X with $m_X = 0.5$ GeV, considering various background levels. In the prompt regime, we observe that the main detector always shows much better performance, because its fiducial volume cuts on the minimal radial distance according to the $\mathcal{O}(\text{mm})$ beam-pipe radius [86]. However, with larger samples of background events for the main detector, we find that LAYCAST can be much more sensitive in the large $c\tau_X$ regime. This leads us to solidify the conclusion that LAYCAST can be complementary to the main detectors to a large extent in the optimal case.

Then in the lower panel of Fig. 19 we make the same comparison but for the long-lived ALP model with $C_{\gamma Z}$ set to 0, now given in the $C_{\gamma\gamma}/\Lambda$ vs. m_a plane. We find that when background events are present for the main detector, the corresponding discovery potentials are weakened and thus LAYCAST shows some advantage in probing $C_{\gamma\gamma}/\Lambda$ for $m_a \lesssim 1$ GeV. Consistent with the findings in the upper plot of Fig. 19, we conclude that in the presence of background events for the CEPC/FCC-ee’s main detector, the LAYCAST experiment can probe new parameter space for larger $c\tau$ values.

-
- [1] P. Minkowski, $\mu \rightarrow e\gamma$ at a Rate of One Out of 10^9 Muon Decays?, Phys. Lett. B **67**, 421 (1977), Print-77-0182 (BERN).
 - [2] T. Yanagida, Horizontal gauge symmetry and masses of neutrinos, Conf. Proc. C **7902131**, 95 (1979), KEK-79-18-95.
 - [3] M. Gell-Mann, P. Ramond, and R. Slansky, Complex Spinors and Unified Theories, Conf. Proc. C **790927**, 315 (1979), arXiv:1306.4669, PRINT-80-0576.
 - [4] R. N. Mohapatra and G. Senjanovic, Neutrino Mass and Spontaneous Parity Nonconservation, Phys. Rev. Lett. **44**, 912 (1980), [231(1979)], MDDP-TR-80-060, MDDP-PP-80-105, CCNY-HEP-79-10.
 - [5] J. Schechter and J. W. F. Valle, Neutrino Masses in $SU(2) \times U(1)$ Theories, Phys. Rev. D **22**, 2227 (1980), SU-4217-167, COO-3533-167.
 - [6] D. Wyler and L. Wolfenstein, Massless Neutrinos in Left-Right Symmetric Models, Nucl. Phys. B **218**, 205 (1983), CERN-TH.3435.
 - [7] R. N. Mohapatra and J. W. F. Valle, Neutrino Mass and Baryon Number Nonconservation in Superstring Models, Phys. Rev. D **34**, 1642 (1986), [235(1986)], MDDP-PP-86-127.
 - [8] J. Bernabeu, A. Santamaria, J. Vidal, A. Mendez, and J. W. F. Valle, Lepton Flavor Nonconservation at High-Energies in a Superstring Inspired Standard Model, Phys. Lett. B **187**, 303 (1987), FTUV-18-86.
 - [9] E. K. Akhmedov, M. Lindner, E. Schnapka, and J. W. F. Valle, Left-right symmetry breaking in NJL approach, Phys. Lett. **B368**, 270 (1996), arXiv:hep-ph/9507275, IC-95-125, TUM-HEP-221-95, MPI-PHT-95-35, FTUV-95-34, IFIC-95-36.
 - [10] E. K. Akhmedov, M. Lindner, E. Schnapka, and J. W. F. Valle, Dynamical left-right symmetry breaking, Phys. Rev. D **53**, 2752 (1996), arXiv:hep-ph/9509255, IC-95-126, TUM-HEP-222-95, MPI-PHT-95-70, FTUV-95-36, IFIC-95-38.
 - [11] M. Malinsky, J. C. Romao, and J. W. F. Valle, Novel supersymmetric $SO(10)$ seesaw mechanism, Phys. Rev. Lett. **95**, 161801 (2005), arXiv:hep-ph/0506296, IFIC-05-28.
 - [12] L. B. Okun, LIMITS OF ELECTRODYNAMICS: PARAPHOTONS?, Sov. Phys. JETP **56**, 502 (1982), ITEP-48-1982.
 - [13] P. Galison and A. Manohar, TWO Z’s OR NOT TWO Z’s?, Phys. Lett. B **136**, 279 (1984), HUTP-83/A059.

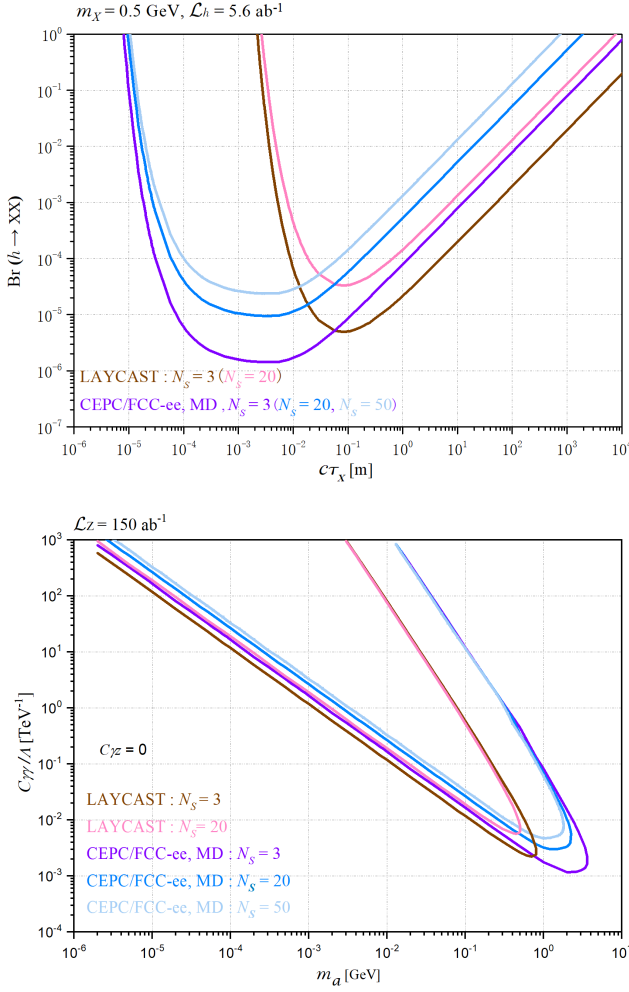


FIG. 19. *Upper panel:* comparison of the sensitivity reaches of CEPC/FCC-ee’s main detector with those of LAYCAST, for different number of light-scalar signal events, shown in the $\text{Br}(h \rightarrow XX)$ vs. $c\tau_X$ plane for $m_X = 0.5$ GeV. *Lower panel:* the same comparison but for the ALP scenario with $\mathcal{L}_Z = 150 \text{ ab}^{-1}$ and $C_{\gamma Z} = 0$, in the $C_{\gamma\gamma}/\Lambda$ vs. m_a plane.

- [14] B. Holdom, Two U(1)’s and Epsilon Charge Shifts, Phys. Lett. B **166**, 196 (1986), UTPT-85-30.
- [15] C. Boehm and P. Fayet, Scalar dark matter candidates, Nucl. Phys. B **683**, 219 (2004), arXiv:hep-ph/0305261.
- [16] M. Pospelov, Secluded U(1) below the weak scale, Phys. Rev. D **80**, 095002 (2009), arXiv:0811.1030.
- [17] D. O’Connell, M. J. Ramsey-Musolf, and M. B. Wise, Minimal Extension of the Standard Model Scalar Sector, Phys. Rev. D **75**, 037701 (2007), arXiv:hep-ph/0611014, CALT-68-2614.
- [18] J. D. Wells, How to Find a Hidden World at the Large Hadron Collider, p. 283 (2008), arXiv:0803.1243, MCTP-07-51, CERN-PH-TH-2008-47.
- [19] C. Bird, P. Jackson, R. V. Kowalewski, and M. Pospelov, Search for dark matter in $b \rightarrow s$ transitions with missing energy, Phys. Rev. Lett. **93**, 201803 (2004), arXiv:hep-ph/0401195, UVIC-TH-04-02.
- [20] M. Pospelov, A. Ritz, and M. B. Voloshin, Secluded WIMP Dark Matter, Phys. Lett. B **662**, 53 (2008), arXiv:0711.4866.
- [21] G. Krnjaic, Probing Light Thermal Dark-Matter With a Higgs Portal Mediator, Phys. Rev. D **94**, 073009 (2016), arXiv:1512.04119, FERMILAB-PUB-15-550-A.
- [22] I. Boviarska *et al.*, Phenomenology of GeV-scale scalar portal, JHEP **11**, 162 (2019), arXiv:1904.10447.
- [23] ATLAS, G. Aad *et al.*, Search for long-lived charginos based on a disappearing-track signature using 136 fb^{-1} of pp collisions at $\sqrt{s} = 13$ TeV with the ATLAS detector, Eur. Phys. J. C **82**, 606 (2022), arXiv:2201.02472, CERN-EP-2021-209.
- [24] ATLAS, M. Aaboud *et al.*, Search for long-lived, massive particles in events with displaced vertices and missing transverse momentum in $\sqrt{s} = 13$ TeV pp collisions with the ATLAS detector, Phys. Rev. D **97**, 052012 (2018), arXiv:1710.04901, CERN-EP-2017-202.
- [25] ATLAS, G. Aad *et al.*, Search for long-lived, massive particles in events with a displaced vertex and a muon with large impact parameter in pp collisions at $\sqrt{s} = 13$ TeV with the ATLAS detector, Phys. Rev. D **102**, 032006 (2020), arXiv:2003.11956, CERN-EP-2019-219.
- [26] ATLAS, G. Aad *et al.*, Search for Displaced Leptons in $\sqrt{s} = 13$ TeV pp Collisions with the ATLAS Detector, Phys. Rev. Lett. **127**, 051802 (2021), arXiv:2011.07812, CERN-EP-2020-205.
- [27] ATLAS, G. Aad *et al.*, Search for displaced photons produced in exotic decays of the Higgs boson using 13 TeV pp collisions with the ATLAS detector, Phys. Rev. D **108**, 032016 (2023), arXiv:2209.01029, CERN-EP-2022-096.
- [28] CMS, A. Hayrapetyan *et al.*, Search for supersymmetry in final states with disappearing tracks in proton-proton collisions at $\sqrt{s} = 13$ TeV, (2023), arXiv:2309.16823, CMS-SUS-21-006, CERN-EP-2023-209.
- [29] CMS, A. Hayrapetyan *et al.*, Search for long-lived particles using displaced vertices and missing transverse momentum in proton-proton collisions at $\sqrt{s} = 13$ TeV, (2024), arXiv:2402.15804, CMS-EXO-22-020, CERN-EP-2024-031.
- [30] J. L. Feng, I. Galon, F. Kling, and S. Trojanowski, ForwArd Search Experiment at the LHC, Phys. Rev. D **97**, 035001 (2018), arXiv:1708.09389, UCI-TR-2017-08.
- [31] FASER, A. Ariga *et al.*, FASER: ForwArd Search Experiment at the LHC, (2019), arXiv:1901.04468, UCI-TR-2019-01, KYUSHU-RCAPP-2018-08.
- [32] FASER, A. Ariga *et al.*, FASER’s physics reach for long-lived particles, Phys. Rev. D **99**, 095011 (2019), arXiv:1811.12522, UCI-TR-2018-19, KYUSHU-RCAPP-2018-06.
- [33] J. L. Feng *et al.*, The Forward Physics Facility at the High-Luminosity LHC, J. Phys. G **50**, 030501 (2023), arXiv:2203.05090, UCI-TR-2022-01, CERN-PBC-Notes-2022-001, INT-PUB-22-006, BONN-TH-2022-04, FERMILAB-PUB-22-094-ND-SCD-T.
- [34] J. P. Chou, D. Curtin, and H. J. Lubatti, New Detectors to Explore the Lifetime Frontier, Phys. Lett. B **767**, 29 (2017), arXiv:1606.06298.
- [35] D. Curtin *et al.*, Long-Lived Particles at the Energy Frontier: The MATHUSLA Physics Case, Rept. Prog. Phys. **82**, 116201 (2019), arXiv:1806.07396, FERMILAB-PUB-18-264-T.
- [36] MATHUSLA, C. Alpigiani *et al.*, An Update to the Letter of Intent for MATHUSLA: Search for Long-Lived

- Particles at the HL-LHC, (2020), arXiv:2009.01693, CERN-LHCC-2020-014, LHCC-I-031-ADD-1.
- [37] J. L. Pinfold, The MoEDAL experiment: a new light on the high-energy frontier, *Phil. Trans. Roy. Soc. Lond. A* **377**, 20190382 (2019).
- [38] J. L. Pinfold, The MoEDAL Experiment at the LHC—A Progress Report, *Universe* **5**, 47 (2019).
- [39] V. V. Gligorov, S. Knapen, M. Papucci, and D. J. Robinson, Searching for Long-lived Particles: A Compact Detector for Exotics at LHCb, *Phys. Rev. D* **97**, 015023 (2018), arXiv:1708.09395.
- [40] G. Aielli *et al.*, Expression of interest for the CODEX-b detector, *Eur. Phys. J. C* **80**, 1177 (2020), arXiv:1911.00481.
- [41] FASER, H. Abreu *et al.*, Search for dark photons with the FASER detector at the LHC, *Phys. Lett. B* **848**, 138378 (2024), arXiv:2308.05587, CERN-EP-2023-161.
- [42] J. C. Helo, M. Hirsch, and Z. S. Wang, Heavy neutral fermions at the high-luminosity LHC, *JHEP* **07**, 056 (2018), arXiv:1803.02212, BONN-TH-2018-01, IFIC/18-08, IFIC-18-08.
- [43] D. Dercks, J. De Vries, H. K. Dreiner, and Z. S. Wang, R-parity Violation and Light Neutralinos at CODEX-b, FASER, and MATHUSLA, *Phys. Rev. D* **99**, 055039 (2019), arXiv:1810.03617.
- [44] D. Dercks, H. K. Dreiner, M. Hirsch, and Z. S. Wang, Long-Lived Fermions at AL3X, *Phys. Rev. D* **99**, 055020 (2019), arXiv:1811.01995, BONN-TH-2018-14, DESY 18-197, IFIC/18-39, DESY-18-197.
- [45] M. Hirsch and Z. S. Wang, Heavy neutral leptons at ANUBIS, *Phys. Rev. D* **101**, 055034 (2020), arXiv:2001.04750, APCTP Pre2020-002, IFIC/20-01.
- [46] H. K. Dreiner, J. Y. Günther, and Z. S. Wang, R-parity violation and light neutralinos at ANUBIS and MAPP, *Phys. Rev. D* **103**, 075013 (2021), arXiv:2008.07539, APCTP Pre2020-019, BONN-TH-2020-07.
- [47] J. Li, W. Liu, and H. Sun, Z' mediated right-handed neutrinos from meson decays at the FASER, *Phys. Rev. D* **109**, 035022 (2024), arXiv:2309.05020.
- [48] C.-T. Lu, J. Tu, and L. Wu, Probing inelastic dark matter at the LHC, FASER, and STCF, *Phys. Rev. D* **109**, 015018 (2024), arXiv:2309.00271.
- [49] F. Kling and S. Trojanowski, Heavy Neutral Leptons at FASER, *Phys. Rev. D* **97**, 095016 (2018), arXiv:1801.08947, UCI-TR-2017-18.
- [50] K. R. Dienes *et al.*, Extending the discovery potential for inelastic-dipole dark matter with FASER, *Phys. Rev. D* **107**, 115006 (2023), arXiv:2301.05252, UCI-TR-2022-16.
- [51] F. Kling, S. Li, H. Song, S. Su, and W. Su, Light Scalars at FASER, *JHEP* **08**, 001 (2023), arXiv:2212.06186.
- [52] F. F. Deppisch, S. Kulkarni, and W. Liu, Sterile Neutrinos at MAPP in the B-L Model, 2023, arXiv:2311.01719.
- [53] M. Frank *et al.*, Searching for Heavy Neutrinos with the MoEDAL-MAPP Detector at the LHC, *Phys. Lett. B* **802**, 135204 (2020), arXiv:1909.05216.
- [54] C. Sen, P. Bandyopadhyay, S. Dutta, and A. KT, Displaced Higgs production in Type-III seesaw at the LHC/FCC, MATHUSLA and muon collider, *Eur. Phys. J. C* **82**, 230 (2022), arXiv:2107.12442, IITH-PH-0001/21.
- [55] K. Jodowski, F. Kling, L. Roszkowski, and S. Trojanowski, Extending the reach of FASER, MATHUSLA, and SHiP towards smaller lifetimes using secondary particle production, *Phys. Rev. D* **101**, 095020 (2020), arXiv:1911.11346.
- [56] J. M. No, P. Tunney, and B. Zaldivar, Probing Dark Matter freeze-in with long-lived particle signatures: MATHUSLA, HL-LHC and FCC-hh, *JHEP* **03**, 022 (2020), arXiv:1908.11387, IFT-UAM/CSIC-19-115, TTK-19-16, KCL-PH-TH/2019-68.
- [57] A. Berlin and F. Kling, Inelastic Dark Matter at the LHC Lifetime Frontier: ATLAS, CMS, LHCb, CODEX-b, FASER, and MATHUSLA, *Phys. Rev. D* **99**, 015021 (2019), arXiv:1810.01879.
- [58] C. Antel *et al.*, Feebly-interacting particles: FIPs 2022 Workshop Report, *Eur. Phys. J. C* **83**, 1122 (2023), arXiv:2305.01715, CERN-TH-2023-061, DESY-23-050, FERMILAB-PUB-23-149-PPD, INFN-23-14-LNF, JLAB-PHY-23-3789, LA-UR-23-21432, MITP-23-015.
- [59] J. Alimena *et al.*, Searching for long-lived particles beyond the Standard Model at the Large Hadron Collider, *J. Phys. G* **47**, 090501 (2020), arXiv:1903.04497.
- [60] L. Lee, C. Ohm, A. Soffer, and T.-T. Yu, Collider Searches for Long-Lived Particles Beyond the Standard Model, *Prog. Part. Nucl. Phys.* **106**, 210 (2019), arXiv:1810.12602, [Erratum: *Prog. Part. Nucl. Phys.* **122**, 103912 (2022)].
- [61] J. Beacham *et al.*, Physics Beyond Colliders at CERN: Beyond the Standard Model Working Group Report, *J. Phys. G* **47**, 010501 (2020), arXiv:1901.09966, CERN-PBC-REPORT-2018-007.
- [62] CEPC Study Group, CEPC Conceptual Design Report: Volume 1 - Accelerator, (2018), arXiv:1809.00285, IHEP-CEPC-DR-2018-01, IHEP-AC-2018-01.
- [63] CEPC Accelerator Study Group, CEPC Input to the ESPP 2018 -Accelerator, (2019), arXiv:1901.03169.
- [64] CEPC Study Group, W. Abdallah *et al.*, CEPC Technical Design Report – Accelerator (v2), (2023), arXiv:2312.14363, IHEP-CEPC-DR-2023-01, IHEP-AC-2023-01.
- [65] FCC, A. Abada *et al.*, FCC-ee: The Lepton Collider: Future Circular Collider Conceptual Design Report Volume 2, *Eur. Phys. J. ST* **228**, 261 (2019), CERN-ACC-2018-0057.
- [66] CEPC Study Group, M. Dong and G. Li, CEPC Conceptual Design Report: Volume 2 - Physics & Detector, (2018), arXiv:1811.10545, IHEP-CEPC-DR-2018-02, IHEP-EP-2018-01, IHEP-TH-2018-01.
- [67] F. An *et al.*, Precision Higgs physics at the CEPC, *Chin. Phys. C* **43**, 043002 (2019), arXiv:1810.09037, FERMILAB-PUB-18-573-T.
- [68] FCC, A. Abada *et al.*, FCC Physics Opportunities: Future Circular Collider Conceptual Design Report Volume 1, *Eur. Phys. J. C* **79**, 474 (2019), CERN-ACC-2018-0056.
- [69] C. Grojean, FCC-ee: physics motivations, *Eur. Phys. J. Plus* **137**, 116 (2022).
- [70] F. Guo, Y. Fang, G. Li, and X. Lou, Expected measurement precision of the branching ratio of the Higgs boson decaying to the di-photon at the CEPC*, *Chin. Phys. C* **47**, 043002 (2023), arXiv:2205.13269, Chinese Physics C Vol. 47, No. 4 (2023) 043002.
- [71] M. Ruan, Higgs Measurement at e^+e^- Circular Colliders, *Nucl. Part. Phys. Proc.* **273-275**, 857 (2016), arXiv:1411.5606.
- [72] S.-F. Ge, H.-J. He, and R.-Q. Xiao, Testing Higgs

- coupling precision and new physics scales at lepton colliders, *Int. J. Mod. Phys. A* **31**, 1644004 (2016), arXiv:1612.02718.
- [73] DELPHI, P. Abreu *et al.*, Search for neutral heavy leptons produced in Z decays, *Z. Phys. C* **74**, 57 (1997), [Erratum: *Z.Phys.C* 75, 580 (1997)], CERN-PPE-96-195.
- [74] K. Cheung and Z. S. Wang, Probing long-lived particles at higgs factories, *Phys.Rev.D* **101**, 035003 (2020), arXiv:1911.08721, APCTP Pre2019-025.
- [75] Z. S. Wang and K. Wang, Long-lived light neutralinos at future Z-factories, *Phys. Rev. D* **101**, 115018 (2020), arXiv:1904.10661, BONN-TH-2019-01.
- [76] S. Alipour-Fard, N. Craig, M. Jiang, and S. Koren, Long Live the Higgs Factory: Higgs Decays to Long-Lived Particles at Future Lepton Colliders, (2018), arXiv:1812.05588.
- [77] Q.-H. Cao, J. Guo, J. Liu, Y. Luo, and X.-P. Wang, Long-lived Searches of Vector-like Lepton and Its Accompanying Scalar at Colliders, (2023), arXiv:2311.12934.
- [78] R. G. Suarez, Long-lived Particles at Future Colliders, *Acta Phys. Polon. B* **52**, 953 (2021), arXiv:2102.07597.
- [79] S. Antusch and O. Fischer, Testing sterile neutrino extensions of the Standard Model at future lepton colliders, *JHEP* **05**, 053 (2015), arXiv:1502.05915, MPP-2015-24.
- [80] Y. Zhang *et al.*, Search for Long-lived Particles at Future Lepton Colliders Using Deep Learning Techniques, (2024), arXiv:2401.05094.
- [81] A. Blondel *et al.*, Searches for long-lived particles at the future FCC-ee, *Front. in Phys.* **10**, 967881 (2022), arXiv:2203.05502.
- [82] K. A. Urquía-Calderón, Long-lived heavy neutral leptons at lepton colliders as a probe of left-right-symmetric models, *Phys. Rev. D* **109**, 055002 (2024), arXiv:2310.17406.
- [83] M. Ovchinnikov and J.-Y. Zhu, Search for the dipole portal of heavy neutral leptons at future colliders, *JHEP* **07**, 039 (2023), arXiv:2301.08592.
- [84] M. Chrzaszcz, R. G. Suarez, and S. Monteil, Hunt for rare processes and long-lived particles at FCC-ee, *Eur. Phys. J. Plus* **136**, 1056 (2021), arXiv:2106.15459.
- [85] M. Bauer, M. Heiles, M. Neubert, and A. Thamm, Axion-Like Particles at Future Colliders, *Eur. Phys. J. C* **79**, 74 (2019), arXiv:1808.10323, CERN-TH-2018-199, MITP/18-075.
- [86] Z. S. Wang and K. Wang, Physics with far detectors at future lepton colliders, *Phys. Rev. D* **101**, 075046 (2020), arXiv:1911.06576, APCTP Pre2019-024.
- [87] M. Chrzaszcz, M. Drewes, and J. Hajer, HECATE: A long-lived particle detector concept for the FCC-ee or CEPC, *Eur. Phys. J. C* **81**, 546 (2021), arXiv:2011.01005, CP3-20-48.
- [88] M. Tian, Z. S. Wang, and K. Wang, Search for long-lived axions with far detectors at future lepton colliders, (2022), arXiv:2201.08960.
- [89] R. Schäfer, F. Tillinger, and S. Westhoff, Near or far detectors? A case study for long-lived particle searches at electron-positron colliders, *Phys. Rev. D* **107**, 076022 (2023), arXiv:2202.11714, P3H-22-017.
- [90] ILC, G. Aarons *et al.*, International Linear Collider Reference Design Report Volume 2: Physics at the ILC, (2007), arXiv:0709.1893, SLAC-R-975, FERMILAB-DESIGN-2007-04, FERMILAB-PUB-07-795-E.
- [91] K. Fujii *et al.*, Physics Case for the 250 GeV Stage of the International Linear Collider, (2017), arXiv:1710.07621, DESY-17-155, KEK-PREPRINT-2017-31, LAL-17-059, SLAC-PUB-17161.
- [92] Y. Sakaki and D. Ueda, Searching for new light particles at the international linear collider main beam dump, *Phys. Rev. D* **103**, 035024 (2021), arXiv:2009.13790.
- [93] K. Asai, T. Moroi, and A. Niki, Leptophilic Gauge Bosons at ILC Beam Dump Experiment, *Phys. Lett. B* **818**, 136374 (2021), arXiv:2104.00888.
- [94] M. M. Nojiri, Y. Sakaki, K. Tobioka, and D. Ueda, First evaluation of meson and τ lepton spectra and search for heavy neutral leptons at ILC beam dump, *JHEP* **12**, 145 (2022), arXiv:2206.13523, KEK-TH-2435.
- [95] K. Asai, S. Iwamoto, M. Perelstein, Y. Sakaki, and D. Ueda, Sub-GeV dark matter search at ILC beam dumps, *JHEP* **02**, 129 (2024), arXiv:2301.03816, KEK-TH-2493.
- [96] CLIC, J. de Blas *et al.*, The CLIC Potential for New Physics, **3/2018** (2018), arXiv:1812.02093, CERN-TH-2018-267, CERN-2018-009-M, FERMILAB-TM-2795.
- [97] J. Gao, CEPC Accelerator Overall Status: https://indico.cern.ch/event/820586/contributions/3511478/attachments/1908468/3152728/CEPC_Accelerator_Overall_Status-V2.pdf, 2019.
- [98] J. Wang, Status of The CEPC Detector R&D: https://indico.ihep.ac.cn/event/19839/contributions/138782/attachments/71080/85964/CEPC_Detector_JCW.pdf, 2023.
- [99] MATHUSLA, C. Alpigiani *et al.*, Recent Progress and Next Steps for the MATHUSLA LLP Detector, in *Snow-mass 2021*, 2022, arXiv:2203.08126.
- [100] LHCb, LHCb Tracker Upgrade Technical Design Report, (2014), CERN-LHCC-2014-001, LHCb-TDR-015, CERN-LHCC-2014-001, LHCb-TDR-015.
- [101] ATLAS, G. Aad *et al.*, Observation of a new particle in the search for the Standard Model Higgs boson with the ATLAS detector at the LHC, *Phys. Lett. B* **716**, 1 (2012), arXiv:1207.7214, CERN-PH-EP-2012-218.
- [102] CMS, S. Chatrchyan *et al.*, Observation of a new boson at a mass of 125 GeV with the CMS experiment at the LHC, *Phys. Lett. B* **716**, 30 (2012), arXiv:1207.7235, CMS-HIG-12-028, CERN-PH-EP-2012-220.
- [103] ATLAS, Combined measurement of the Higgs boson mass from the $H \rightarrow \gamma\gamma$ and $H \rightarrow ZZ^* \rightarrow 4\ell$ decay channels with the ATLAS detector using $\sqrt{s} = 7, 8$ and 13 TeV pp collision data, (2023), ATLAS-CONF-2023-037.
- [104] ATLAS, Measurement of the Higgs boson mass with $H \rightarrow \gamma\gamma$ decays in 140 fb^{-1} of $\sqrt{s} = 13 \text{ TeV}$ pp collisions with the ATLAS detector, (2023), ATLAS-CONF-2023-036.
- [105] ATLAS, G. Aad *et al.*, Measurement of the $H \rightarrow \gamma\gamma$ and $H \rightarrow ZZ^* \rightarrow 4\ell$ cross-sections in pp collisions at $\sqrt{s} = 13.6 \text{ TeV}$ with the ATLAS detector, *Eur. Phys. J. C* **84**, 78 (2024), arXiv:2306.11379, CERN-EP-2023-114.
- [106] ATLAS, M. Aaboud *et al.*, Observation of Higgs boson production in association with a top quark pair at the LHC with the ATLAS detector, *Phys. Lett. B* **784**, 173 (2018), arXiv:1806.00425, CERN-EP-2018-138.
- [107] ATLAS, CMS, S. Ordek, Measurements of Higgs couplings to fermions and bosons at the LHC, PoS

- PANIC2021**, 418 (2022).
- [108] ATLAS, CMS, N. Trevisani, Higgs physics results by ATLAS and CMS, PoS **PANIC2021**, 002 (2022).
- [109] ATLAS, CMS, K. Tackmann, Higgs Measurements, PoS **EPS-HEP2021**, 032 (2022).
- [110] Z. Liu, L.-T. Wang, and H. Zhang, Exotic decays of the 125 GeV Higgs boson at future e^+e^- lepton colliders, *Chin. Phys. C* **41**, 063102 (2017), arXiv:1612.09284, FERMILAB-PUB-16-608-T.
- [111] S. Ma, K. Wang, and J. Zhu, Higgs decay to light (pseudo)scalars in the semi-constrained NMSSM, *Chin. Phys. C* **45**, 023113 (2021), arXiv:2006.03527, WHU-HEP-PH-TEV008.
- [112] J. Gao, Higgs boson decay into four bottom quarks in the SM and beyond, *JHEP* **08**, 174 (2019), arXiv:1905.04865.
- [113] J. Liu, X.-P. Wang, and F. Yu, A Tale of Two Portals: Testing Light, Hidden New Physics at Future e^+e^- Colliders, *JHEP* **06**, 077 (2017), arXiv:1704.00730, MITP-17-005.
- [114] Y. Tan *et al.*, Search for invisible decays of the Higgs boson produced at the CEPC, *Chin. Phys. C* **44**, 123001 (2020), arXiv:2001.05912.
- [115] K. Wang and J. Zhu, Funnel annihilations of light dark matter and the invisible decay of the Higgs boson, *Phys. Rev. D* **101**, 095028 (2020), arXiv:2003.01662, WHU-HEP-PH-TEV007.
- [116] K. Wang and J. Zhu, A Novel Scenario in the Semi-constrained NMSSM, *JHEP* **06**, 078 (2020), arXiv:2002.05554, WHU-HEP-PH-TEV006.
- [117] Super-Kamiokande, Y. Fukuda *et al.*, Evidence for oscillation of atmospheric neutrinos, *Phys. Rev. Lett.* **81**, 1562 (1998), arXiv:hep-ex/9807003, BU-98-17, ICRR-REPORT-422-98-18, UCI-98-8, KEK-PREPRINT-98-95, LSU-HEPA-5-98, UMD-98-003, SBHEP-98-5, TKU-PAP-98-06, TIT-HPE-98-09.
- [118] P. F. de Salas, D. V. Forero, C. A. Ternes, M. Tortola, and J. W. F. Valle, Status of neutrino oscillations 2018: 3σ hint for normal mass ordering and improved CP sensitivity, *Phys. Lett. B* **782**, 633 (2018), arXiv:1708.01186.
- [119] A. Atre, T. Han, S. Pascoli, and B. Zhang, The Search for Heavy Majorana Neutrinos, *JHEP* **05**, 030 (2009), arXiv:0901.3589, FERMILAB-PUB-08-086-T, NSF-KITP-08-54, MADPH-06-1466, DCPT-07-198, IPPP-07-99.
- [120] R. Barbier *et al.*, R-parity violating supersymmetry, *Phys. Rept.* **420**, 1 (2005), arXiv:hep-ph/0406039.
- [121] H. K. Dreiner, An introduction to explicit R-parity violation, *Pramana* **51**, 123 (1998), [123(1998)].
- [122] R. N. Mohapatra, Supersymmetry and R-parity: an Overview, *Phys. Scripta* **90**, 088004 (2015), arXiv:1503.06478.
- [123] F. Domingo and H. K. Dreiner, Decays of a bino-like particle in the low-mass regime, *SciPost Phys.* **14**, 134 (2023), arXiv:2205.08141, BONN-TH-2022-13.
- [124] J. A. Grifols, E. Masso, and S. Peris, Photinos From Gravitational Collapse, *Phys. Lett. B* **220**, 591 (1989), UAB-FT-191-88-REV, UAB-FT-191-88.
- [125] J. R. Ellis, K. A. Olive, S. Sarkar, and D. W. Sciama, Low Mass Photinos and Supernova SN1987A, *Phys. Lett. B* **215**, 404 (1988), CERN-TH-5122/88, UMN-TH-701/88, RAL-88-082.
- [126] K. Lau, Constraints on supersymmetry from SN1987A, *Phys. Rev. D* **47**, 1087 (1993).
- [127] H. K. Dreiner, C. Hanhart, U. Langenfeld, and D. R. Phillips, Supernovae and light neutralinos: SN1987A bounds on supersymmetry revisited, *Phys. Rev. D* **68**, 055004 (2003), arXiv:hep-ph/0304289, BONN-TH-2003-01, FZJ-IKP-TH-2003-3.
- [128] H. K. Dreiner, J.-F. Fortin, J. Isern, and L. Ubaldi, White Dwarfs constrain Dark Forces, *Phys. Rev. D* **88**, 043517 (2013), arXiv:1303.7232, BONN-TH-2013-04, CERN-PH-TH-2013-039, SU-ITP-13-02.
- [129] S. Profumo, Hunting the lightest lightest neutralinos, *Phys. Rev. D* **78**, 023507 (2008), arXiv:0806.2150.
- [130] H. K. Dreiner, M. Hanussek, J. S. Kim, and S. Sarkar, Gravitino cosmology with a very light neutralino, *Phys. Rev. D* **85**, 065027 (2012), arXiv:1111.5715, DO-TH-10-23, ADP-11-36-T758.
- [131] I. Gogoladze, J. D. Lykken, C. Macesanu, and S. Nandi, Implications of a Massless Neutralino for Neutrino Physics, *Phys. Rev. D* **68**, 073004 (2003), arXiv:hep-ph/0211391, OSU-HEP-02-12, FERMILAB-PUB-02-308-T.
- [132] H. K. Dreiner *et al.*, Mass Bounds on a Very Light Neutralino, *Eur. Phys. J. C* **62**, 547 (2009), arXiv:0901.3485, BONN-TH-2008-11, DCPT-09-04, DESY-08-190, IPPP-09-02.
- [133] P. Bechtle *et al.*, Killing the cMSSM softly, *Eur. Phys. J. C* **76**, 96 (2016), arXiv:1508.05951.
- [134] D. Choudhury and S. Sarkar, A Supersymmetric resolution of the KARMEN anomaly, *Phys. Lett. B* **374**, 87 (1996), arXiv:hep-ph/9511357, CERN-TH-95-299, OUTP-95-45-P.
- [135] D. Choudhury, H. K. Dreiner, P. Richardson, and S. Sarkar, A Supersymmetric solution to the KARMEN time anomaly, *Phys. Rev. D* **61**, 095009 (2000), arXiv:hep-ph/9911365, OUTP-99-59-P.
- [136] G. Belanger, F. Boudjema, A. Pukhov, and S. Rosier-Lees, A Lower limit on the neutralino mass in the MSSM with nonuniversal gaugino masses, in *10th International Conference on Supersymmetry and Unification of Fundamental Interactions (SUSY02)*, pp. 919–924, 2002, arXiv:hep-ph/0212227.
- [137] D. Hooper and T. Plehn, Supersymmetric dark matter: How light can the LSP be?, *Phys. Lett. B* **562**, 18 (2003), arXiv:hep-ph/0212226, MADPH-02-1308, CERN-TH-2002-298.
- [138] A. Bottino, N. Fornengo, and S. Scopel, Light relic neutralinos, *Phys. Rev. D* **67**, 063519 (2003), arXiv:hep-ph/0212379, DFTT-42-2002.
- [139] G. Belanger, F. Boudjema, A. Cottrant, A. Pukhov, and S. Rosier-Lees, Lower limit on the neutralino mass in the general MSSM, *JHEP* **03**, 012 (2004), arXiv:hep-ph/0310037, LAPTH-1001-03.
- [140] D. Albornoz Vasquez, G. Belanger, C. Boehm, A. Pukhov, and J. Silk, Can neutralinos in the MSSM and NMSSM scenarios still be light?, *Phys. Rev. D* **82**, 115027 (2010), arXiv:1009.4380.
- [141] L. Calibbi, J. M. Lindert, T. Ota, and Y. Takahashi, Cornering light Neutralino Dark Matter at the LHC, *JHEP* **10**, 132 (2013), arXiv:1307.4119.
- [142] ATLAS, M. Aaboud *et al.*, Search for electroweak production of supersymmetric states in scenarios with compressed mass spectra at $\sqrt{s} = 13$ TeV with the ATLAS detector, *Phys. Rev. D* **97**, 052010 (2018), arXiv:1712.08119, CERN-EP-2017-297.

- [143] CMS, A. Tumasyan *et al.*, A search for decays of the Higgs boson to invisible particles in events with a top-antitop quark pair or a vector boson in proton-proton collisions at $\sqrt{s} = 13$ TeV, *Eur. Phys. J. C* **83**, 933 (2023), arXiv:2303.01214, CMS-HIG-21-007, CERN-EP-2023-004.
- [144] ATLAS, G. Aad *et al.*, Search for invisible Higgs-boson decays in events with vector-boson fusion signatures using 139 fb⁻¹ of proton-proton data recorded by the ATLAS experiment, *JHEP* **08**, 104 (2022), arXiv:2202.07953, CERN-EP-2021-258.
- [145] Particle Data Group, R. L. Workman *et al.*, Review of Particle Physics, *PTEP* **2022**, 083C01 (2022).
- [146] J. de Vries, H. K. Dreiner, and D. Schmeier, R-Parity Violation and Light Neutralinos at SHiP and the LHC, *Phys. Rev. D* **94**, 035006 (2016), arXiv:1511.07436, BONN-TH-2015-12.
- [147] V. D. Barger, G. F. Giudice, and T. Han, Some New Aspects of Supersymmetry R-Parity Violating Interactions, *Phys. Rev. D* **40**, 2987 (1989), MAD-PH-465, FERMILAB-PUB-89-080-T.
- [148] B. C. Allanach, A. Dedes, and H. K. Dreiner, Bounds on R-parity violating couplings at the weak scale and at the GUT scale, *Phys. Rev. D* **60**, 075014 (1999), arXiv:hep-ph/9906209, DAMTP-1999-45.
- [149] R. D. Peccei and H. R. Quinn, Constraints Imposed by CP Conservation in the Presence of Instantons, *Phys. Rev. D* **16**, 1791 (1977), ITP-572-STANFORD.
- [150] R. D. Peccei, The Strong CP problem and axions, *Lect. Notes Phys.* **741**, 3 (2008), arXiv:hep-ph/0607268.
- [151] M. Dine and W. Fischler, The Not So Harmless Axion, *Phys. Lett. B* **120**, 137 (1983), UPR-0201T.
- [152] L. F. Abbott and P. Sikivie, A Cosmological Bound on the Invisible Axion, *Phys. Lett. B* **120**, 133 (1983), PRINT-82-0695 (BRANDEIS).
- [153] J. Preskill, M. B. Wise, and F. Wilczek, Cosmology of the Invisible Axion, *Phys. Lett. B* **120**, 127 (1983), HUTP-82-A048, NSF-ITP-82-103.
- [154] D. J. E. Marsh, Axion Cosmology, *Phys. Rept.* **643**, 1 (2016), arXiv:1510.07633, KCL-PH-TH-2015-50.
- [155] G. Lambiase and S. Mohanty, Hydrogen spin oscillations in a background of axions and the 21-cm brightness temperature, *Mon. Not. Roy. Astron. Soc.* **494**, 5961 (2020), arXiv:1804.05318.
- [156] A. Auriol, S. Davidson, and G. Raffelt, Axion absorption and the spin temperature of primordial hydrogen, *Phys. Rev. D* **99**, 023013 (2019), arXiv:1808.09456.
- [157] N. Houston, C. Li, T. Li, Q. Yang, and X. Zhang, Natural Explanation for 21 cm Absorption Signals via Axion-Induced Cooling, *Phys. Rev. Lett.* **121**, 111301 (2018), arXiv:1805.04426.
- [158] M. Bauer, M. Neubert, and A. Thamm, Collider Probes of Axion-Like Particles, *JHEP* **12**, 044 (2017), arXiv:1708.00443, MITP-17-047.
- [159] G. Alonso-Álvarez, J. Jaeckel, and D. D. Lopes, Tracking axion-like particles at the LHC, (2023), arXiv:2302.12262.
- [160] J. Ren, D. Wang, L. Wu, J. M. Yang, and M. Zhang, Detecting an axion-like particle with machine learning at the LHC, *JHEP* **11**, 138 (2021), arXiv:2106.07018.
- [161] F. A. Ghebretinsaea, Z. S. Wang, and K. Wang, Probing axion-like particles coupling to gluons at the LHC, *JHEP* **07**, 070 (2022), arXiv:2203.01734.
- [162] C. Baldenegro, S. Hassani, C. Royon, and L. Schoeffel, Extending the constraint for axion-like particles as resonances at the LHC and laser beam experiments, *Phys. Lett. B* **795**, 339 (2019), arXiv:1903.04151.
- [163] A. Flórez *et al.*, Probing axionlike particles with $\gamma\gamma$ final states from vector boson fusion processes at the LHC, *Phys. Rev. D* **103**, 095001 (2021), arXiv:2101.11119.
- [164] H. Georgi, D. B. Kaplan, and L. Randall, Manifesting the Invisible Axion at Low-energies, *Phys. Lett. B* **169**, 73 (1986), HUTP-86/A004.
- [165] J. Alwall, M. Herquet, F. Maltoni, O. Mattelaer, and T. Stelzer, MadGraph 5 : Going Beyond, *JHEP* **06**, 128 (2011), arXiv:1106.0522, FERMILAB-PUB-11-448-T.
- [166] J. Alwall *et al.*, The automated computation of tree-level and next-to-leading order differential cross sections, and their matching to parton shower simulations, *JHEP* **07**, 079 (2014), arXiv:1405.0301, CERN-PH-TH-2014-064, CP3-14-18, LPN14-066, MCNET-14-09, ZU-TH-14-14.
- [167] C. Degrande *et al.*, UFO - The Universal Feyn-Rules Output, *Comput. Phys. Commun.* **183**, 1201 (2012), arXiv:1108.2040, CP3-11-25, IPHC-PHENO-11-04, IPPP-11-39, DCPT-11-78, MPP-2011-68.
- [168] L. Darmé *et al.*, UFO 2.0: the ‘Universal Feynman Output’ format, *Eur. Phys. J. C* **83**, 631 (2023), arXiv:2304.09883, BONN-TH-2023-03, DESY-23-051, FERMILAB-PUB-23-138-T, KA-TP-06-2023, MCNET-23-06, P3H-23-023, TIF-UNIMI-2023-11.
- [169] I. Brivio *et al.*, ALPs Effective Field Theory and Collider Signatures, *Eur. Phys. J. C* **77**, 572 (2017), arXiv:1701.05379, IFT-UAM-CSIC-16-141, KCL-PH-TH-2016-72, FTUAM-16-49, CP3-17-04.
- [170] T. Sjostrand, S. Mrenna, and P. Z. Skands, PYTHIA 6.4 Physics and Manual, *JHEP* **05**, 026 (2006), arXiv:hep-ph/0603175, FERMILAB-PUB-06-052-CD-T, LU-TP-06-13.
- [171] T. Sjöstrand *et al.*, An Introduction to PYTHIA 8.2, *Comput. Phys. Commun.* **191**, 159 (2015), arXiv:1410.3012, LU-TP-14-36, MCNET-14-22, CERN-PH-TH-2014-190, FERMILAB-PUB-14-316-CD, DESY-14-178, SLAC-PUB-16122.
- [172] J. Alwall *et al.*, A Standard format for Les Houches event files, *Comput. Phys. Commun.* **176**, 300 (2007), arXiv:hep-ph/0609017, FERMILAB-PUB-06-337-T, CERN-LCGAPP-2006-03.
- [173] M. Dobbs and J. B. Hansen, The HepMC C++ Monte Carlo event record for High Energy Physics, *Comput. Phys. Commun.* **134**, 41 (2001), ATL-SOFT-2000-001.
- [174] CEPC Physics Study Group, H. Cheng *et al.*, The Physics potential of the CEPC. Prepared for the US Snowmass Community Planning Exercise (Snowmass 2021), in *Snowmass 2021*, 2022, arXiv:2205.08553.
- [175] ATLAS, G. Aad *et al.*, A detailed map of Higgs boson interactions by the ATLAS experiment ten years after the discovery, *Nature* **607**, 52 (2022), arXiv:2207.00092, [Erratum: *Nature* 612, E24 (2022)], CERN-EP-2022-057.
- [176] MATHUSLA, C. Alpigiani *et al.*, A Letter of Intent for MATHUSLA: A Dedicated Displaced Vertex Detector above ATLAS or CMS., (2018), arXiv:1811.00927, CERN-LHCC-2018-025, LHCC-I-031.
- [177] PIENU, A. Aguilar-Arevalo *et al.*, Improved search for heavy neutrinos in the decay $\pi \rightarrow e\nu$, *Phys. Rev. D* **97**, 072012 (2018), arXiv:1712.03275.
- [178] D. A. Bryman and R. Shrock, Constraints on Sterile

- Neutrinos in the MeV to GeV Mass Range, Phys. Rev. D **100**, 073011 (2019), arXiv:1909.11198, TRIUMF-UBC-Stony Brook preprint (YITP-SB-2019-9).
- [179] NA62, E. Cortina Gil *et al.*, Search for heavy neutral lepton production in K^+ decays to positrons, Phys. Lett. B **807**, 135599 (2020), arXiv:2005.09575, CERN-EP-2020-089.
- [180] T2K, K. Abe *et al.*, Search for heavy neutrinos with the T2K near detector ND280, Phys. Rev. D **100**, 052006 (2019), arXiv:1902.07598.
- [181] R. Barouki, G. Marocco, and S. Sarkar, Blast from the past II: Constraints on heavy neutral leptons from the BEBC WA66 beam dump experiment, SciPost Phys. **13**, 118 (2022), arXiv:2208.00416.
- [182] CMS, A. Tumasyan *et al.*, Search for long-lived heavy neutral leptons with displaced vertices in proton-proton collisions at $\sqrt{s} = 13$ TeV, JHEP **07**, 081 (2022), arXiv:2201.05578, CMS-EXO-20-009, CERN-EP-2021-264.
- [183] CMS, A. Hayrapetyan *et al.*, Search for long-lived heavy neutral leptons decaying in the CMS muon detectors in proton-proton collisions at $\sqrt{s} = 13$ TeV, (2024), arXiv:2402.18658, CMS-EXO-22-017, CERN-EP-2024-022.
- [184] CMS, A. Hayrapetyan *et al.*, Search for heavy neutral leptons in final states with electrons, muons, and hadronically decaying tau leptons in proton-proton collisions at $\sqrt{s} = 13$ TeV, (2024), arXiv:2403.00100, CMS-EXO-22-011, CERN-EP-2024-032.
- [185] ATLAS, G. Aad *et al.*, Search for Heavy Neutral Leptons in Decays of W Bosons Using a Dilepton Displaced Vertex in $s=13$ TeV pp Collisions with the ATLAS Detector, Phys. Rev. Lett. **131**, 061803 (2023), arXiv:2204.11988, CERN-EP-2022-017.
- [186] L3, P. Achard *et al.*, Search for heavy isosinglet neutrino in e^+e^- annihilation at LEP, Phys. Lett. B **517**, 67 (2001), arXiv:hep-ex/0107014, CERN-EP-2001-045.
- [187] L. Canetti and M. Shaposhnikov, Baryon Asymmetry of the Universe in the NuMSM, JCAP **09**, 001 (2010), arXiv:1006.0133.
- [188] Planck, N. Aghanim *et al.*, Planck 2018 results. VI. Cosmological parameters, Astron. Astrophys. **641**, A6 (2020), arXiv:1807.06209, [Erratum: Astron.Astrophys. 652, C4 (2021)].
- [189] N. Sabti, A. Magalich, and A. Filimonova, An Extended Analysis of Heavy Neutral Leptons during Big Bang Nucleosynthesis, JCAP **11**, 056 (2020), arXiv:2006.07387, KCL-2020-09.
- [190] A. Boyarsky, M. Ovchinnikov, O. Ruchayskiy, and V. Syvolap, Improved big bang nucleosynthesis constraints on heavy neutral leptons, Phys. Rev. D **104**, 023517 (2021), arXiv:2008.00749.
- [191] K. Bondarenko, A. Boyarsky, D. Gorbunov, and O. Ruchayskiy, Phenomenology of GeV-scale Heavy Neutral Leptons, JHEP **11**, 032 (2018), arXiv:1805.08567.
- [192] M. Drewes, J. Hajer, J. Klaric, and G. Lanfranchi, NA62 sensitivity to heavy neutral leptons in the low scale seesaw model, JHEP **07**, 105 (2018), arXiv:1801.04207.
- [193] LBNE, C. Adams *et al.*, The Long-Baseline Neutrino Experiment: Exploring Fundamental Symmetries of the Universe, in *Snowmass 2013: Workshop on Energy Frontier*, 2013, arXiv:1307.7335.