

ProG: A Graph Prompt Learning Benchmark

Chenyi Zi^{1*}, Haihong Zhao^{1*}, Xiangguo Sun^{2,✉}, Yiqing Lin³, Hong Cheng², Jia Li¹

¹Hong Kong University of Science and Technology (Guangzhou)

²The Chinese University of Hong Kong, ³Tsinghua University

✉ corresponding author: xiangguosun@cuhk.edu.hk

Abstract

Artificial general intelligence on graphs has shown significant advancements across various applications, yet the traditional ‘Pre-train & Fine-tune’ paradigm faces inefficiencies and negative transfer issues, particularly in complex and few-shot settings. Graph prompt learning emerges as a promising alternative, leveraging lightweight prompts to manipulate data and fill the task gap by reformulating downstream tasks to the pretext. However, several critical challenges still remain: how to unify diverse graph prompt models, how to evaluate the quality of graph prompts, and to improve their usability for practical comparisons and selection. In response to these challenges, we introduce the first comprehensive benchmark for graph prompt learning. Our benchmark integrates **SIX** pre-training methods and **FIVE** state-of-the-art graph prompt techniques, evaluated across **FIFTEEN** diverse datasets to assess performance, flexibility, and efficiency. We also present ‘ProG’, an easy-to-use open-source library that streamlines the execution of various graph prompt models, facilitating objective evaluations. Additionally, we propose a unified framework that categorizes existing graph prompt methods into two main approaches: prompts as graphs and prompts as tokens. This framework enhances the applicability and comparison of graph prompt techniques. The code is available at: <https://github.com/sheldonresearch/ProG>.

1 Introduction

Recently, artificial general intelligence (AGI) on graphs has emerged as a new trend in various applications like drug design [31, 17], protein prediction [5], social analysis [24, 34], etc. To achieve this vision, one key question is how to learn useful knowledge from non-linear data (like graphs) and how to apply it to various downstream tasks or domains. Classical approaches mostly leverage the ‘Pre-train & Fine-tune’ paradigm, which first designs some pretext with easily access data as the pre-training task for the graph neural network model, and then adjusts partial or entire model parameters to fit new downstream tasks. Although much progress has been achieved, they are still not effective and efficient enough. For example, adjusting the pre-trained model will become very time-consuming with the increase in model complexity [13, 12, 23, 11]. In addition, a natural gap between these pretexts and downstream tasks makes the task transferring very hard, and sometimes may even cause negative transfer [29]. These problems are particularly serious in few-shot settings.

To further alleviate the problems above, Graph Prompt Learning [25] has attracted more attention recently. As shown in Figure 1, graph prompts seek to manipulate downstream data by inserting an additional small prompt graph and then reformulating the downstream task to the pre-training task without changing the pre-trained Graph Neural Network (GNN) model. Since a graph prompt is usually lightweight, tuning this prompt is more efficient than the large backbone model. Compared with graph ‘pre-training & fine-tuning’, which can be seen as a model-level retraining skill, graph

*Equal Contribution

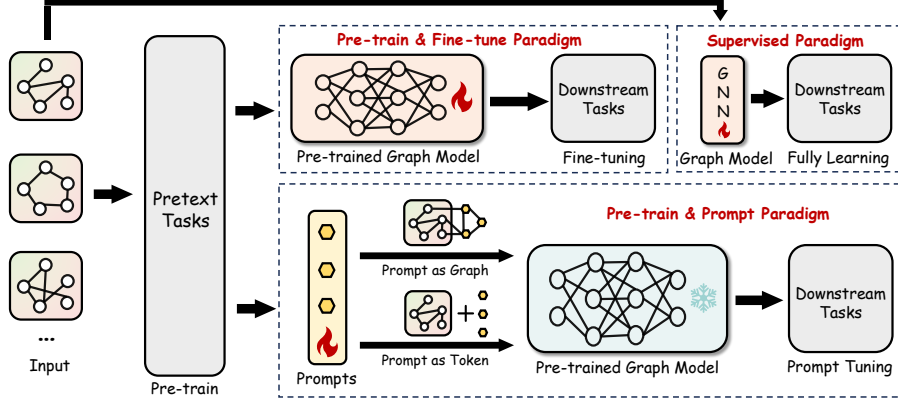


Figure 1: An overview of our benchmark.

‘pre-training & prompting’ is more customized for data-level operations, which means its potential applications might go beyond task transferring in the graph intelligence area like data quality evaluation, multi-domain alignment, learnable data augmentation, etc. Recently, many graph prompt models have been proposed and presented significant performance in graph learning areas [22, 21, 14, 4, 36, 2], indicating their huge potential towards more general graph intelligence. Despite the enthusiasm around graph prompts in research communities, three significant challenges impede further exploration:

- ❶ **How can we unify diverse graph prompt models given their varying methodologies?** The fragmented landscape of graph prompts hinders systematic research advancement. A unified framework is essential for integrating these diverse methods, creating a cohesive taxonomy to better understand current research and support future studies.
- ❷ **How do we evaluate the quality of graph prompts?** Assessing the efficiency, power, and flexibility of graph prompts is crucial for understanding their impact and limitations. Currently, there is no standardized benchmark for fair and comprehensive comparison, as existing works have inconsistent experimental setups, varying tasks, metrics, pre-training strategies, and data-splitting techniques, which obstruct a comprehensive understanding of the current state of research.
- ❸ **How can we make graph prompt approaches more user-friendly for practical comparison and selection?** Despite numerous proposed methods, the lack of an easy-to-use toolkit for creating graph prompts limits their potential applications. The implementation details of existing works vary significantly in programming frameworks, tricks, and running requirements. Developing a standardized library for various graph prompt learning approaches is urgently needed to facilitate broader exploration and application.

In this work, we wish to push forward graph prompt research to be more standardized, provide suggestions for practical choices, and uncover both their advantages and limitations with a comprehensive evaluation. To the best of our knowledge, this is the first benchmark for graph prompt learning. **To solve the first challenge**, our benchmark treats existing graph prompts as three basic components: prompt tokens, token structure, and insert patterns. According to their detailed implementation, we categorize the current graph prompts into two branches: graph prompt as an additional graph, and graph prompt as tokens. This taxonomy makes our benchmark approach compatible with nearly all existing graph prompting approaches. **To solve the second challenge**, our benchmark encompasses 6 different classical pre-training methods covering node-level, edge-level, and graph-level tasks, and 5 most representative and state-of-the-art graph prompt methods. Additionally, we include 15 diverse datasets in our benchmark with different scales, covering both homophilic and heterophilic graphs from various domains. We systematically investigate the effectiveness, flexibility, and efficiency of graph prompts under few-shot settings. Compared with traditional supervised methods and ‘pre-training & fine-tuning’ methods, graph prompting approaches present significant improvements. We even observe some negative transfer cases caused by ‘pre-training & fine-tuning’ methods but effectively reversed by graph prompting methods. **To solve the third challenge**, we develop a unified library for creating various graph prompts. In this way, users can evaluate their models or datasets with less effort. The contributions are summarized as follows:

- ❶ We propose the first comprehensive benchmark for graph prompt learning. The benchmark integrates 6 most used pre-training methods and 5 state-of-the-art graph prompting methods with 15 diverse graph datasets. We systematically evaluate the effectiveness, flexibility, and efficiency of current graph prompt models to assist future research efforts. (Detailed in Section 5)
- ❷ We offer ‘ProG’², an easy-to-use open-source library to conduct various graph prompt models (Section 3). We can get rid of the distraction from different implementation skills and reveal the potential benefits/shortages of these graph prompts in a more objective and fair setting.
- ❸ We propose a unified view for current graph prompt methods (Section 2). We decompose graph prompts into three components: prompt tokens, token structure, and insert patterns. With this framework, we can easily group most of the existing work into two categories (prompt as graph, and prompt as tokens). This view serves as the infrastructure of our developed library and makes our benchmark applicable to most of the existing graph prompt works.

2 Preliminaries

Understand Graph Prompt Nature in A Unified View. Graph prompt learning aims to learn suitable transformation operations for graphs or graph representations to reformulate the downstream task to the pre-training task. Let $t(\cdot)$ be any graph-level transformation (e.g., "modifying node features", "augmenting original graphs", etc.), and $\psi^*(\cdot)$ be a frozen pre-trained graph model. For any graph \mathcal{G} with adjacency matrix $\mathbf{A} \in \{0, 1\}^{N \times N}$ and node feature matrix $\mathbf{X} \in \mathbb{R}^{N \times d}$ where N denotes the node number and d is feature number. It has been proven [22, 4] that we can always learn an appropriate prompt module \mathcal{P} , making them can be formulated as the following formula:

$$\psi^*(\mathcal{P}(\mathbf{X}, \mathbf{A}, \mathbf{P}, \mathbf{A}_{inner}, \mathbf{A}_{cross})) = \psi^*(t(\mathbf{X}, \mathbf{A})) + O_{\mathcal{P}\psi} \quad (1)$$

Here $\mathbf{P} \in \mathbb{R}^{K \times d}$ is the learnable representations of K prompt tokens, $\mathbf{A}_{inner} \in \{0, 1\}^{K \times K}$ indicate token structures and $\mathbf{A}_{cross} \in \{0, 1\}^{K \times N}$ is the inserting patterns, which indicates how each prompt token connects to each node in the original graph. Prompt module \mathcal{P} takes the input graph and then outputs an integrated graph with a graph prompt. This equation indicates that we can learn an appropriate prompt module \mathcal{P} applied to the original graph to imitate any graph manipulation. $O_{\mathcal{P}\psi}$ denotes the *error bound* between the manipulated graph and the prompting graph w.r.t. their representations from the pre-trained graph model, which can be seen as a measurement of graph prompt flexibility.

Task Definition (Few-shot Graph Prompt Learning). Given a graph \mathcal{G} , a frozen pre-trained graph model ψ^* , and labels \mathcal{Y} , the loss function is to optimize the task loss \mathcal{L}_{Task} as follows:

$$\mathcal{L}_{\mathcal{P}} = \mathcal{L}_{Task}(\psi^*(\mathcal{P}(\mathbf{X}, \mathbf{A}, \mathbf{P}, \mathbf{A}_{inner}, \mathbf{A}_{cross})), \mathcal{Y})$$

During the few-shot training phase, the labeled samples are very scarce. Specifically, given a set of classes \mathcal{C} , each class C_i has only k labeled examples. Here, k is a small number (e.g., $k \leq 10$), and the total number of labeled samples is given by $k \times |\mathcal{C}| = |\mathcal{Y}|$, where $|\mathcal{C}|$ is the number of classes. This setup is commonly referred to as k -shot classification [14]. In this paper, our evaluation includes both node and graph classification tasks.

Evaluation Questions. We are particular interested in the **effectiveness**, **flexibility**, and **efficiency** of graph prompt learning methods. Specifically, **in effectiveness**, we wish to figure out how effective are different graph prompt methods on various tasks (Section 5.1); and how well graph prompting methods overcome the negative transferring caused by pre-training strategies (Section 5.2). **In flexibility**, we wish to uncover how powerful different graph prompt methods are to simulate data operations (Section 5.3). **In efficiency**, we wish to know how efficient are these graph prompt methods in terms of time and space cost (Section 5.4).

3 Benchmark Methods

In general, graph prompt learning aims to transfer pre-trained knowledge with the expectation of achieving better positive transfer effects in downstream tasks compared to classical ‘Pre-train & Fine-tune’ methods. To conduct a comprehensive comparison, we first consider using a supervised method as the baseline for judging positive transfer (For example, if a ‘pre-training and fine-tuning’

²Our code is available at <https://github.com/sheldonresearch/ProG>

approach can not beat supervised results, one negative transfer case is observed). We introduce various pre-training methods to generate pre-trained knowledge, upon which we perform fine-tuning as the comparison for graph prompts. Finally, we apply current popular graph prompt learning methods with various pre-training methods to investigate their knowledge transferability. The details of these baselines are as follows (Further introduction can be referred to Appendix):

- **Supervised Method:** In this paper, we utilize Graph Convolutional Network (GCN) [9] as the baseline, which is one of the classical and effective graph models based on graph convolutional operations [25, 37] and also the backbone for both ‘Pre-train & Fine-tune’ and graph prompt learning methods. We also explore more kinds of graph models like GraphSAGE [6], GAT [27], and Graph Transformer [20], and put the results in Appendix.
- **‘Pre-train & Fine-tune’ Methods:** We select 6 mostly used pre-training methods covering node-level, edge-level, and graph-level strategies. For **node-level**, we consider **DGI** [28] and **GraphMAE** [7], where DGI maximizes the mutual information between node and graph representations for informative embeddings and GraphMAE learns deep node representations by reconstructing masked features. For **edge-level**, we introduce **EdgePreGPPT** [21] and **EdgePreGprompt** [14], where EdgePreGPPT calculates the dot product as the link probability of node pairs and EdgePreGprompt samples triplets from label-free graphs to increase the similarity between the contextual subgraphs of linked pairs while decreasing the similarity of unlinked pairs. For **graph-level**, we involve **GCL** [35], **SimGRACE** [32], where GCL maximizes agreement between different graph augmentations to leverage structural information and SimGRACE tries to perturb the graph model parameter spaces and narrow down the gap between different perturbations for the same graph.
- **Graph Prompt Learning Methods:** With our proposed unified view, current popular graph prompt learning methods can be easily classified into two types, ‘Prompt as graph’ and ‘Prompt as token’ types. Specifically, the **‘Prompt as graph’** type means a graph prompt has multiple prompt tokens with inner structure and insert patterns, and we introduce **All-in-one** [22], which aims to learn a set of insert patterns for original graphs via learnable graph prompt modules. For the **‘Prompt as token’** type, we consider involving **GPPT** [21], **Gprompt** [14], **GPF** and **GPF-plus** [4]. Concretely, GPPT defines graph prompts as additional tokens that contain task tokens and structure tokens that align downstream node tasks and link prediction pretext. Gprompt focuses on inserting the prompt vector into the graph pooling by element-wise multiplication. GPF and GPF-plus mainly add soft prompts to all node features of the input graph.

ProG: A Unified Library for Graph Prompts.

We offer our developed graph prompt library ProG as shown in Figure 2. In detail, the library first offers a **Model Backbone** module, including many widely-used graph models, which can be used for supervised learning independently. Then, it designs a **Pre-training** module involving many pre-training methods from various level types, which can pre-train the graph model initialized from the model backbone to preserve pre-trained knowledge and further fine-tune the pre-trained graph model. Finally, it seamlessly incorporates different graph prompt learning methods together into a unified **Prompting** module, which can freeze and execute prompt tuning for the pre-trained graph model from the pre-training module. For a fair comparison, it defines an **Evaluation** module, including comprehensive metrics, batch evaluator, and dynamic dispatcher, to ensure the same settings across different selected methods. Many essential operations are fused into the **Utils** module for repeated use, and all the data-related operations are included in the **Data** module for user-friendly operations to use the library. Additionally, the **Tutorial** module introduces the key functions that ProG offers.

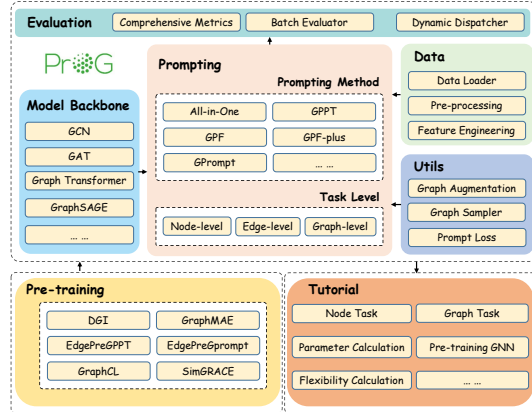


Figure 2: An overview of ProG

4 Benchmark Settings

4.1 Datasets

To figure out how adaptive existing graph prompts on different graphs, we conduct our experiments across 15 datasets on node-level or graph-level tasks, providing a broad and rigorous testing ground for algorithmic comparisons. As shown in Table 1, we include 7 node classification datasets, covering homophilic datasets (Cora, Citeseer, PubMed, ogbn-arxiv) [19, 15, 8], heterophilic datasets (Wisconsin, Texas, Actor) [16, 26], and large-scale datasets (ogbn-arxiv). Additionally, we consider 8 graph classification datasets from different domains, including social networks (IMDB-B, COLLAB) [33], biological datasets (ENZYMES, PROTEINS, DD) [3, 1, 30], and small molecule datasets (MUTAG, COX2, BZR) [10, 18]. More details on these datasets can be found in Appendix.

Table 1: Statistics of all datasets. N indicates node classification, and G indicates graph classification.

Dataset	Graphs	Avg.nodes	Avg.edges	Features	Node classes	Task (N / G)	Category
Cora	1	2,708	5,429	1,433	7	N	Homophilic
Pubmed	1	19,717	88,648	500	3	N	Homophilic
CiteSeer	1	3,327	9,104	3,703	6	N	Homophilic
Actor	1	7600	30019	932	5	N	Heterophilic
Wisconsin	1	251	515	1703	5	N	Heterophilic
Texas	1	183	325	1703	5	N	Heterophilic
ogbn-arxiv	1	169,343	1,166,243	128	40	N	Homophilic & Large scale

Dataset	Graphs	Avg.nodes	Avg.edges	Features	Graph classes	Task (N / G)	Domain
MUTAG	188	17.9	39.6	7	2	G	small molecule
IMDB-BINARY	1000	19.8	193.1	0	2	G	social network
COLLAB	5000	74.5	4,914.4	0	3	G	social network
PROTEINS	1,113	39.1	72.8	3	2	G	proteins
ENZYMES	600	32.6	124.3	3	6	G	proteins
DD	1,179	284.1	14,322.4	89	2	G	proteins
COX2	467	41.2	43.5	3	2	G	small molecule
BZR	405	35.8	38.4	3	2	G	small molecule

4.2 Implementation Details

Data Split. For the node task, we use 90% data as the test set. For the graph task, we use 80% data as the test set. To ensure the robustness of our findings, we repeat the sampling process five times to construct k-shot tasks for both node and graph tasks. We then report the average and standard deviation over these five results.

Metrics. Following existing multi-class classification benchmarks, we select Accuracy, Macro F1 Score, and AUROC (Area Under the Receiver Operating Characteristic Curve) as our main performance metrics. The Accuracy results are used to provide a straightforward indication of the model’s overall performance in Section 5. F1 Score and AUROC results are provided in Appendix.

Prompt Adaptation to Specific Tasks. We observe that certain prompt methods, such as GPPT, are only applicable to node classification, while GPF and GPF-plus are only suitable for graph classification. To this end, we design graph task tokens to replace the original node task tokens to make GPPT also applicable in graph-level tasks. Inspired by All-in-one and Gprompt, we utilize induced graphs in our benchmark to adapt GPF and GPF-plus for the node task. The concrete adaptation designs are shown in Appendix.

Hyperparameter Optimization. To manage the influence of hyperparameter selection and maintain fairness, the evaluation process is standardized both with and without hyperparameter adjustments. Initially, default hyperparameters as specified in the original publications are used. To ensure fairness during hyperparameter tuning, **random search** is then employed to optimize the settings. In each trial across different datasets, a set of hyperparameters is randomly selected from a predefined search space for each model. For additional details on metrics, default hyperparameters, search spaces, and other implementation aspects, please see Appendix.

5 Experimental Results

5.1 Overall Performance of Graph Prompt Learning

In Table 2 and Table 3, we present the optimal experimental results of the supervised methods, classical ‘Pre-train & Fine-tune’ methods, and various graph prompt methods on 1-shot node/graph classification tasks across 15 datasets, where the evaluation metric is accuracy (Complete results can be referred to Appendix). Here the ‘optimal’ results mean that the best result is shown from six

classical ‘Pre-train & Fine-tune’ methods or from six pretraining-based variants of each graph prompt method. This presentation style can help reflect the upper bounds of classical ‘Pre-train & Fine-tune’ methods and graph prompt methods, better highlighting the advantages of graph prompts.

From these results, we can observe consistent advantages of various graph prompt learning methods. Almost all graph prompt methods consistently outperform the Supervised method on both node-level and graph-level tasks, demonstrating positive transfer and superior performance. Specifically, graph prompt methods generally surpass classical ‘Pre-train & Fine-tune’ methods across most datasets, showcasing enhanced knowledge transferability. In node-level tasks, GPF-plus, which focuses on modifying node features via learnable prompt features, achieves the best results on 4 out of 7 datasets with significant effects, attributed to its inherent ability to easily adapt to different pre-training methods [4]. In contrast, All-in-one, which concentrates on modifying graphs via learnable subgraphs, achieves the best results on 7 out of 8 datasets on graph-level tasks.

Table 2: Performance on 1-shot node classification. The best results for each dataset are highlighted in bold with a dark red background. The second-best are underlined with a light red background.

Methods\Datasets	Cora	Citeseer	Pubmed	Wisconsin	Texas	Actor	ogbn-arxiv
Supervised	26.56 \pm 5.55	21.78 \pm 7.32	39.37 \pm 16.34	41.60 \pm 3.10	37.97 \pm 5.80	20.57 \pm 4.47	10.99 \pm 3.19
Pre-train & Fine-tune	52.61 \pm 1.73	35.05 \pm 4.37	46.74 \pm 14.89	40.69 \pm 4.13	46.88 \pm 4.69	20.74 \pm 4.12	16.21 \pm 3.82
GPPT	43.15 \pm 9.44	37.26 \pm 6.17	48.31\pm17.72	30.40 \pm 6.81	31.81 \pm 15.33	22.58 \pm 1.97	14.65 \pm 3.07
All-in-one	52.39 \pm 10.17	40.41 \pm 2.80	45.17 \pm 6.45	78.24 \pm 16.68	65.49 \pm 7.06	24.61 \pm 2.80	13.16 \pm 5.98
Gprompt	56.66\pm11.22	<u>53.21\pm10.94</u>	39.74 \pm 15.35	83.80 \pm 2.44	33.25 \pm 40.11	<u>25.26\pm1.10</u>	<u>75.72\pm4.95</u>
GPF	38.57 \pm 5.41	31.16 \pm 8.05	49.99 \pm 8.86	<u>88.67\pm5.78</u>	<u>87.40\pm3.40</u>	<u>28.70\pm3.35</u>	<u>78.37\pm5.47</u>
GPF-plus	<u>55.77\pm10.30</u>	59.67\pm11.87	46.64 \pm 18.97	91.03\pm4.11	95.83\pm4.19	29.32\pm8.56	71.98 \pm 12.23

Table 3: Performance on 1-shot graph classification. The best results for each dataset are highlighted in bold with a dark red background. The second-best are underlined with a light red background.

Methods\Datasets	IMDB-B	COLLAB	PROTEINS	MUTAG	ENZYMES	COX2	BZR	DD
Supervised	57.30 \pm 0.98	47.23 \pm 0.61	56.36 \pm 7.97	65.20 \pm 6.70	20.58 \pm 2.00	27.08 \pm 1.95	25.80 \pm 6.53	55.33 \pm 6.22
Pre-train & Fine-tune	57.75 \pm 1.22	48.10 \pm 0.23	63.44 \pm 3.64	65.47 \pm 5.89	22.21 \pm 2.79	<u>76.19\pm5.41</u>	34.69 \pm 8.50	57.15 \pm 4.32
GPPT	50.15 \pm 0.75	47.18 \pm 5.93	60.92 \pm 2.47	60.40 \pm 15.43	21.29 \pm 3.79	78.23\pm1.38	59.32 \pm 11.22	57.69 \pm 6.89
All-in-one	<u>60.07\pm4.81</u>	<u>51.66\pm0.26</u>	<u>66.49\pm6.26</u>	79.87\pm5.34	<u>23.96\pm1.45</u>	<u>76.14\pm5.51</u>	<u>79.20\pm1.65</u>	<u>59.72\pm1.52</u>
Gprompt	54.75 \pm 12.43	<u>48.25\pm13.64</u>	59.17 \pm 11.26	<u>73.60\pm4.76</u>	22.29 \pm 3.50	54.64 \pm 9.94	55.43 \pm 13.69	57.81 \pm 2.68
GPF	<u>59.65\pm5.06</u>	47.42 \pm 11.22	<u>63.91\pm3.26</u>	68.40 \pm 5.09	22.00 \pm 1.25	65.79 \pm 17.72	<u>71.67\pm14.71</u>	<u>59.36\pm1.18</u>
GPF-plus	57.93 \pm 1.62	47.24 \pm 0.29	62.92 \pm 2.78	65.20 \pm 6.04	<u>22.92\pm1.64</u>	33.78 \pm 1.52	71.17 \pm 14.92	57.62 \pm 2.42

Similar observations can also be found in 3-shot and 5-shot results in the optimal and complete versions, which can be checked in Appendix. Additionally, for comprehensive, we also offer the curve of the shot number from 1 to 10 and the accuracy in Appendix.

5.2 Impact of Pre-training Methods

From Table 2, we further find that on the Wisconsin dataset, the classical Pre-train & Fine-tune method consistently exhibited negative transfer, whereas most graph prompt methods effectively transferred upstream pre-training knowledge, achieving significant results and positive transfer. Therefore, it is crucial to explore the effectiveness of various pre-training methods, especially for graph prompt learning. Table 4 and Table 5 show the experimental results of six variants of GPF-plus/All-in-one and the corresponding ‘Pre-train & Fine-tune’ methods. Concretely, we have the following key observations:

Consistency in Pretext and Downstream Tasks. In node classification tasks, the pre-trained knowledge learned by the node-level pre-training method (e.g., GraphMAE) shows superior transferability to downstream tasks using GPF-plus, achieving better results compared to traditional fine-tuning methods. Conversely, in graph classification tasks, the graph-level pre-training method (e.g., Sim-GRACE) demonstrates better transferability with All-in-one, resulting in more significant outcomes. These observations indicate that although graph prompts may perform better, they are also selective

Table 4: 1-shot node classification performance comparison across different datasets of GPF-plus. \uparrow/\downarrow indicates the positive/negative transfer compared to the supervised baseline. $\downarrow(\%)$ means the negative transfer rate, computed by dividing the number of \downarrow by the number of datasets.

Methods/Datasets	Cora	Citeseer	Pubmed	Wisconsin	Texas	Actor	ogbn-arxiv	$\downarrow(\%)$
Supervised	26.56 \pm 5.55 (-)	21.78 \pm 7.32 (-)	39.37 \pm 16.34 (-)	41.60 \pm 3.10 (-)	37.97 \pm 5.80 (-)	20.57 \pm 4.47 (-)	10.99 \pm 3.19 (-)	0.0%
DGI	33.15 \pm 7.84 (\uparrow)	21.64 \pm 3.92 (\downarrow)	42.01 \pm 12.54 (\uparrow)	37.49 \pm 7.56 (\downarrow)	45.31 \pm 5.01 (\uparrow)	19.76 \pm 3.53 (\downarrow)	7.21 \pm 2.91 (\downarrow)	57.0%
+ GPF_plus	17.29 \pm 6.18 (\downarrow)	26.60 \pm 13.24 (\uparrow)	34.02 \pm 11.94 (\downarrow)	76.34 \pm 6.26 (\uparrow)	79.54 \pm 1.89 (\uparrow)	22.42 \pm 9.66 (\uparrow)	16.83 \pm 10.02 (\uparrow)	29%
GraphMAE	32.93 \pm 3.17 (\uparrow)	21.26 \pm 3.57 (\downarrow)	42.99 \pm 14.25 (\uparrow)	36.80 \pm 7.17 (\downarrow)	37.81 \pm 8.62 (\downarrow)	19.86 \pm 2.70 (\downarrow)	12.35 \pm 3.60 (\uparrow)	43.0%
+ GPF_plus	54.26 \pm 7.48 (\uparrow)	59.67 \pm 11.87 (\uparrow)	46.64 \pm 18.57 (\uparrow)	89.17 \pm 9.79 (\uparrow)	94.09 \pm 4.40 (\uparrow)	26.58 \pm 7.84 (\uparrow)	49.81 \pm 2.62 (\uparrow)	0.0%
EdgePreGPPT	38.12 \pm 5.29 (\uparrow)	18.09 \pm 5.39 (\downarrow)	46.74 \pm 14.09 (\uparrow)	35.31 \pm 9.31 (\downarrow)	47.66 \pm 2.37 (\uparrow)	19.17 \pm 2.53 (\downarrow)	16.21 \pm 3.82 (\uparrow)	43.0%
+ GPF_plus	28.49 \pm 18.73 (\downarrow)	28.04 \pm 14.31 (\uparrow)	46.51 \pm 15.84 (\uparrow)	91.03 \pm 4.11 (\uparrow)	92.14 \pm 5.46 (\uparrow)	29.32 \pm 8.56 (\uparrow)	71.98 \pm 12.23 (\uparrow)	14.0%
EdgePreGprompt	35.57 \pm 5.83 (\uparrow)	22.28 \pm 3.80 (\uparrow)	41.50 \pm 7.54 (\uparrow)	40.69 \pm 4.13 (\downarrow)	40.62 \pm 7.95 (\uparrow)	20.74 \pm 4.16 (\uparrow)	14.83 \pm 2.38 (\uparrow)	14.0%
+ GPF_plus	55.77 \pm 10.30 (\uparrow)	49.43 \pm 8.21 (\uparrow)	42.79 \pm 18.18 (\uparrow)	85.44 \pm 2.23 (\uparrow)	87.70 \pm 3.77 (\uparrow)	22.68 \pm 3.64 (\uparrow)	57.44 \pm 6.95 (\uparrow)	0.0%
GCL	52.61 \pm 1.73 (\uparrow)	27.02 \pm 4.31 (\uparrow)	42.49 \pm 11.29 (\uparrow)	33.94 \pm 7.74 (\downarrow)	40.31 \pm 13.68 (\uparrow)	20.19 \pm 1.98 (\downarrow)	4.65 \pm 1.19 (\downarrow)	43.0%
+ GPF_plus	34.18 \pm 17.71 (\downarrow)	28.86 \pm 22.88 (\uparrow)	37.02 \pm 11.29 (\downarrow)	68.57 \pm 8.77 (\uparrow)	95.83 \pm 4.19 (\uparrow)	22.82 \pm 4.99 (\uparrow)	32.11 \pm 4.86 (\uparrow)	29.0%
SimGRACE	40.40 \pm 4.66 (\uparrow)	35.05 \pm 4.37 (\uparrow)	37.59 \pm 8.17 (\downarrow)	37.37 \pm 3.68 (\downarrow)	46.88 \pm 4.64 (\uparrow)	19.78 \pm 1.89 (\downarrow)	8.13 \pm 3.26 (\downarrow)	57.0%
+ GPF_plus	21.33 \pm 14.86 (\downarrow)	24.61 \pm 21.21 (\downarrow)	35.90 \pm 9.06 (\downarrow)	73.64 \pm 5.25 (\uparrow)	90.74 \pm 3.12 (\uparrow)	20.51 \pm 4.24 (\uparrow)	46.71 \pm 3.17 (\uparrow)	43.0%

Table 5: 1-shot graph classification performance comparison across different datasets of All-in-one.

Methods/Datasets	IMDB-B	COLLAB	PROTEINS	MUTAG	ENZYMES	COX2	BZR	DD	$\downarrow(\%)$
Supervised	57.30 \pm 0.98 (-)	47.23 \pm 0.61 (-)	56.36 \pm 7.97 (-)	65.20 \pm 6.70 (-)	20.58 \pm 2.00 (-)	27.08 \pm 11.94 (-)	25.80 \pm 6.53 (-)	55.33 \pm 6.22 (-)	0.0%
DGI	57.32 \pm 0.90 (\uparrow)	42.22 \pm 0.73 (\downarrow)	64.65 \pm 2.10 (\uparrow)	64.13 \pm 7.90 (\downarrow)	17.83 \pm 1.88 (\downarrow)	29.44 \pm 9.68 (\uparrow)	26.48 \pm 7.61 (\uparrow)	57.15 \pm 4.32 (\uparrow)	38.0%
+ All-in-one	60.07 \pm 4.81 (\uparrow)	39.56 \pm 5.00 (\downarrow)	62.58 \pm 7.07 (\uparrow)	75.73 \pm 7.75 (\uparrow)	23.96 \pm 1.45 (\uparrow)	50.72 \pm 9.93 (\uparrow)	79.20 \pm 1.65 (\uparrow)	55.97 \pm 6.52 (\uparrow)	13.0%
GraphMAE	57.70 \pm 1.13 (\uparrow)	48.10 \pm 0.23 (\uparrow)	63.57 \pm 3.57 (\uparrow)	65.20 \pm 5.00 (-)	22.21 \pm 2.79 (\uparrow)	28.47 \pm 14.72 (\uparrow)	25.80 \pm 6.53 (-)	57.54 \pm 4.41 (\uparrow)	0.0%
+ All-in-one	52.62 \pm 3.04 (\downarrow)	40.82 \pm 14.63 (\downarrow)	66.49 \pm 6.26 (\uparrow)	72.27 \pm 8.87 (\uparrow)	23.21 \pm 1.72 (\uparrow)	56.68 \pm 7.38 (\uparrow)	75.37 \pm 5.99 (\uparrow)	58.77 \pm 1.05 (\uparrow)	25.0%
EdgePreGPPT	57.20 \pm 0.85 (\downarrow)	47.14 \pm 0.55 (\downarrow)	58.27 \pm 10.66 (\uparrow)	64.27 \pm 4.73 (\downarrow)	19.79 \pm 2.17 (\downarrow)	27.83 \pm 13.44 (\uparrow)	72.10 \pm 14.30 (\uparrow)	52.82 \pm 9.38 (\downarrow)	63.0%
+ All-in-one	59.12 \pm 0.77 (\uparrow)	42.74 \pm 4.65 (\downarrow)	65.71 \pm 5.49 (\uparrow)	79.87 \pm 5.34 (\uparrow)	20.92 \pm 2.04 (\uparrow)	60.27 \pm 16.97 (\uparrow)	64.20 \pm 19.74 (\uparrow)	56.24 \pm 2.46 (\uparrow)	13.0%
EdgePreGprompt	57.35 \pm 0.92 (\uparrow)	47.20 \pm 0.53 (\downarrow)	61.84 \pm 2.59 (\uparrow)	62.67 \pm 2.67 (\downarrow)	19.75 \pm 2.33 (\downarrow)	27.13 \pm 12.05 (\uparrow)	29.44 \pm 11.20 (\uparrow)	56.16 \pm 5.10 (\uparrow)	38.0%
+ All-in-one	53.78 \pm 2.82 (\downarrow)	42.87 \pm 6.19 (\downarrow)	61.82 \pm 7.53 (\uparrow)	75.47 \pm 5.00 (\uparrow)	21.88 \pm 0.56 (\uparrow)	49.06 \pm 5.53 (\uparrow)	66.60 \pm 17.36 (\uparrow)	57.60 \pm 4.37 (\uparrow)	25.0%
GCL	57.75 \pm 1.02 (\uparrow)	39.62 \pm 0.63 (\downarrow)	63.44 \pm 3.64 (\uparrow)	65.07 \pm 8.38 (\downarrow)	23.96 \pm 1.99 (\uparrow)	53.14 \pm 21.32 (\uparrow)	29.07 \pm 7.00 (\uparrow)	60.62 \pm 1.56 (\uparrow)	25.0%
+ All-in-one	58.75 \pm 0.80 (\uparrow)	51.66 \pm 2.60 (\uparrow)	64.36 \pm 7.30 (\uparrow)	70.53 \pm 8.58 (\uparrow)	19.46 \pm 2.85 (\downarrow)	52.55 \pm 13.51 (\uparrow)	50.93 \pm 16.83 (\uparrow)	59.72 \pm 1.52 (\uparrow)	13.0%
SimGRACE	57.33 \pm 0.96 (\uparrow)	46.89 \pm 0.42 (\downarrow)	60.07 \pm 3.21 (\uparrow)	65.47 \pm 5.89 (\uparrow)	19.71 \pm 1.76 (\downarrow)	76.19 \pm 5.41 (\uparrow)	28.48 \pm 6.49 (\uparrow)	53.23 \pm 9.71 (\downarrow)	38.0%
+ All-in-one	58.83 \pm 0.85 (\uparrow)	47.60 \pm 3.90 (\uparrow)	61.17 \pm 1.73 (\uparrow)	65.47 \pm 6.91 (\uparrow)	22.50 \pm 1.56 (\uparrow)	76.14 \pm 5.51 (\uparrow)	69.88 \pm 18.06 (\uparrow)	58.26 \pm 1.18 (\uparrow)	0.0%

to specific pre-training tasks. In general, node-level pre-training is more suitable for node-level tasks, while graph-level pre-training is more effective for graph-level tasks.

Mitigation of Negative Transfer. Classical pre-trained models often experience **significant negative transfer issues** during fine-tuning. In contrast, **prompt tuning can effectively handle these problems**. For example, in node classification, GPF-plus can reduce the negative transfer rate from 43% to 0%. Similarly, in graph classification, All-in-one successfully resolves negative transfer issues, reducing the rate from 38% to 0%. This demonstrates the efficacy of graph prompt methods, such as GPF-plus and All-in-one, in mitigating negative transfer, ensuring more reliable and accurate knowledge transfer in both node-level and graph-level tasks.

Figure 3a and Figure 3b respectively show the heat maps of Table 4 and Table 5, respectively, for help better understanding the impact of pre-training methods (Other heat maps of other graph prompt learning methods can be referred to Appendix).

5.3 Flexibility Analysis

We leverage *error bound*, defined by Equation 1, to measure the flexibility of graph prompt methods [22]. The *error bound* quantifies the difference in graph representations between the original graph and the manually manipulated graph restored by graph prompt methods. These manipulations include dropping nodes, dropping edges, and masking features. Table 6 presents the specific results. The experimental results indicate that **all graph prompt methods significantly reduced the error**

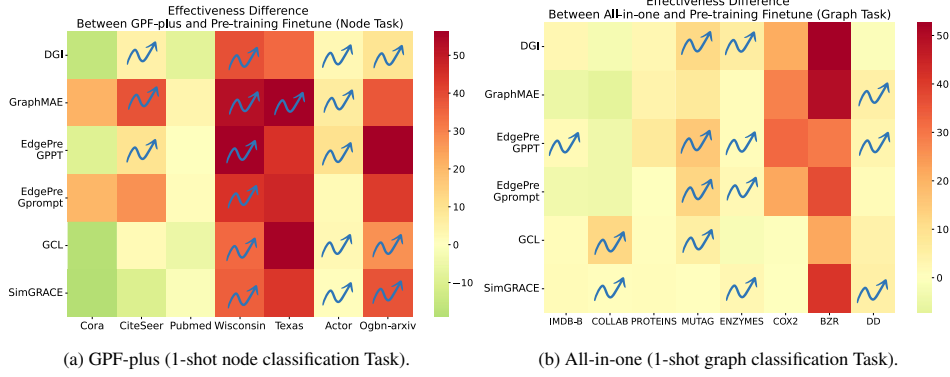


Figure 3: Head map of GPF-plus and All-in-one on node-level and graph-level tasks across various pre-training methods and datasets. The green interval shows that the graph prompt learning method performs worse than ‘Pre-train & Fine-tune’. The yellow-to-red interval shows that the graph prompt learning method performs better. **An upward arrow** indicates that the ‘Pre-train & Fine-tune’ method experiences **negative transfer**, while the graph **prompt** learning method can **alleviate it significantly**.

compared to the original error across all types of manipulations. Notably, All-in-one and Gprompt achieved the lowest error bounds, demonstrating their flexibility in adapting to graph transformations. Specifically, All-in-one achieved a RED% of 95.06, indicating a 95.06% reduction in original error, underscoring its comprehensive approach to capturing graph transformations. These findings highlight the importance of flexibility in prompt design for effective knowledge transfer. Flexible prompts that can

adapt to various graph transformations enable more powerful graph data operation capability, thereby improving the performance of downstream tasks. Moreover, this flexibility is inspiring for more customized graph data augmentation, indicating more potential for other applications.

Table 6: Error bound between different prompt methods, RED(%): average reduction of each method to the original error.

Prompt Model	Drop Nodes	Drop Edges	Mask Feature	RED (%)
ori_error	0.4862	0.0713	0.6186	
All-in-one	0.0200	0.0173	0.0207	95.06 ↓
Gprompt	0.0218	0.0141	0.0243	94.88 ↓
GPF-plus	0.0748	0.0167	0.1690	77.85 ↓
GPF	0.0789	0.0146	0.1858	76.25 ↓

5.4 Efficiency Analysis

We evaluate the efficiency and training duration of various graph prompt methods across tasks, focusing on node classification in Cora and Wisconsin and graph classification in BZR and DD. **GPF-plus** achieves **high accuracy** with **relatively low training times** despite its **larger parameter size** on Cora and Wisconsin. In contrast, **All-in-One**, with a **smaller parameter size**, has **slightly larger training times** than GPF-plus due to similarity calculations. Among all the graph prompt methods, GPPT shows lower performance and the longest training duration because of its k-means clustering update in every epoch. Besides, we **compare the tunable parameters of graph prompt methods** during the training phase with **classical ‘Pre-train & Fine-tune’ methods** with various backbones for further analyzing the advantages of graph prompt learning. Consider an input graph has N nodes, M edges, d features, along with a graph model which has L layers with maximum layer dimension D . **Classical backbones (e.g., GCN) have $O(dD + D^2(L - 1))$ learnable parameter complexity.** Other more complex backbones (e.g., graph transformer) may have larger parameters. In the **graph prompt learning framework**, tuning the prompt parameters with a frozen pre-trained backbone makes training converge faster. For **All-in-One**, with K tokens and m edges, **learnable parameter complexity is $O(Kd)$.** Other graph prompt methods also have similar tunable parameter advantages, with specific sizes depending on their designs (e.g., Gprompt only includes a learnable vector inserted into the graph pooling by element-wise multiplication).

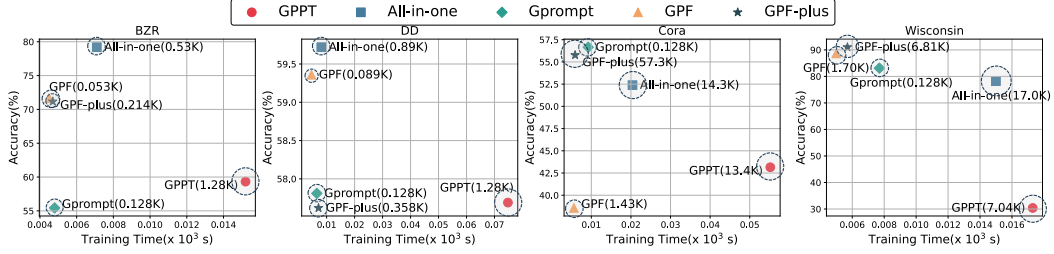


Figure 4: Analysis of accuracy, training time and tunable parameters of various graph prompt methods. Note that the gray area enclosed by the dashed line represents the scale of the tunable parameters.

5.5 Adaptability of Graph Prompts on Different Graphs.

Besides the main observations mentioned before, we here further discuss the adaptability of graph prompts on various kinds of graphs. Specifically, considering graph prompts performance on **various domains** as shown in Table 3, we can find that the adaptability to various domains of graph prompt methods, particularly those of the Prompt as Token type, is not always good, where graph prompt methods even may encounter negative transfer issues. GPPT, in particular, faces significant challenges, likely because first-order subgraphs fail to comprehensively capture graph patterns, introducing noise and affecting transferability. For **Large-scale Datasets** like node-level dataset ogbn-arxiv in Table 2, the transferability of graph prompt methods involving subgraph operations, such as GPPT and All-in-one, requires further enhancement. Furthermore, regarding the relatively large graph-level dataset DD in Table 3, all graph prompt methods achieve positive transfer and outperform Pre-train & Fine-tune. Despite this success, the magnitude of improvement indicates that the transferability on graph-level large-scale datasets also requires further enhancement. For **Homophilic & Heterophilic Datasets** in Table 2, most graph prompt methods can handle both homophilic and heterophilic graph datasets effectively, with the exception of GPPT, possibly due to instability caused by the clustering algorithms of GPPT. For **Pure Structural Dataset** like IMDB-BINARY and COLLAB in Table 3, the ability to handle pure structural datasets of graph prompt methods needs further refinement. In detail, some ‘Pre-train & Fine-tune’ methods can achieve positive transfer on these datasets, while some variants of the All-in-one method even exhibit negative transfer. Further detailed analysis can be referred to Appendix.

6 Conclusion and Future Plan

In this paper, we introduce ProG, a comprehensive benchmark for comparing various graph prompt learning methods with supervised and ‘Pre-train & Fine-tune’ methods. Our evaluation includes 6 Pre-training methods and 5 graph prompt learning methods across 15 real-world datasets, demonstrating that graph prompt methods generally outperform classical methods. This performance is attributed to the high flexibility and low complexity of graph prompt methods. Our findings highlight the promising future of graph prompt learning research and its challenges. By making ProG open-source, we aim to promote further research and better evaluations of graph prompt learning methods.

As the empirical analysis in this paper, graph prompt learning shows its significant potential beyond task transferring, though our current evaluation focuses on node/graph-level tasks. We view ProG as a long-term project and are committed to its continuous development. Our future plans include expanding to a wider range of graph tasks, adding new datasets, etc. Ultimately, we aim to develop ProG into a robust graph prompt toolbox with advanced features like automated prompt selection.

References

- [1] Karsten M Borgwardt, Cheng Soon Ong, Stefan Schönauer, SVN Vishwanathan, Alex J Smola, and Hans-Peter Kriegel. Protein function prediction via graph kernels. *Bioinformatics*, 21(suppl_1):i47–i56, 2005.
- [2] Xi Chen, Siwei Zhang, Yun Xiong, Xixi Wu, Jiawei Zhang, Xiangguo Sun, Yao Zhang, Yinglong Zhao, and Yulin Kang. Prompt learning on temporal interaction graphs. *arXiv:2402.06326*, 2024.
- [3] Paul D Dobson and Andrew J Doig. Distinguishing enzyme structures from non-enzymes without alignments. *Journal of molecular biology*, 330(4):771–783, 2003.
- [4] Taoran Fang, Yunchao Zhang, YANG YANG, Chunping Wang, and Lei Chen. Universal prompt tuning for graph neural networks. In A. Oh, T. Naumann, A. Globerson, K. Saenko, M. Hardt, and S. Levine, editors, *Advances in Neural Information Processing Systems*, volume 36, pages 52464–52489. Curran Associates, Inc., 2023.
- [5] Ziqi Gao, Xiangguo Sun, Zijing Liu, Yu Li, Hong Cheng, and Jia Li. Protein multimer structure prediction via prompt learning. In *The Twelfth International Conference on Learning Representations*, 2024.
- [6] William L Hamilton, Rex Ying, and Jure Leskovec. Inductive representation learning on large graphs. In *NeurIPS*, 2017.
- [7] Zhenyu Hou, Xiao Liu, Yukuo Cen, Yuxiao Dong, Hongxia Yang, Chunjie Wang, and Jie Tang. Graphmae: Self-supervised masked graph autoencoders. In *Proceedings of the 28th ACM SIGKDD Conference on Knowledge Discovery and Data Mining*, pages 594–604, 2022.
- [8] Weihua Hu, Matthias Fey, Marinka Zitnik, Yuxiao Dong, Hongyu Ren, Bowen Liu, Michele Catasta, and Jure Leskovec. Open graph benchmark: Datasets for machine learning on graphs. *Advances in neural information processing systems*, 33:22118–22133, 2020.
- [9] Thomas N. Kipf and Max Welling. Semi-supervised classification with graph convolutional networks. In *ICLR*, 2017.
- [10] Nils Kriege and Petra Mutzel. Subgraph matching kernels for attributed graphs. In *Proceedings of the 29th International Conference on Machine Learning*, ICML’12, page 291–298, Madison, WI, USA, 2012. Omnipress.
- [11] Guohao Li, Matthias Müller, Bernard Ghanem, and Vladlen Koltun. Training graph neural networks with 1000 layers. In *International conference on machine learning*, pages 6437–6449. PMLR, 2021.
- [12] Guohao Li, Matthias Müller, Guocheng Qian, Itzel C Delgadillo, Abdulullah Abualshour, Ali Thabet, and Bernard Ghanem. Deepgcns: Making gcns go as deep as cnns. *IEEE transactions on pattern analysis and machine intelligence (TPAMI)*, 45(6):6923–6939, 2021.
- [13] Guohao Li, Matthias Muller, Ali Thabet, and Bernard Ghanem. Deepgcns: Can gcns go as deep as cnns? In *Proceedings of the IEEE/CVF International Conference on Computer Vision (ICCV)*, pages 9267–9276, 2019.
- [14] Zemin Liu, Xingtong Yu, Yuan Fang, and Xinming Zhang. Graphprompt: Unifying Pre-Training and Downstream Tasks for Graph Neural Networks. In *The Web Conference*, pages 417–428, 2023.
- [15] Galileo Namata, Ben London, Lise Getoor, Bert Huang, and U Edu. Query-driven active surveying for collective classification. In *10th international workshop on mining and learning with graphs*, volume 8, page 1, 2012.
- [16] Hongbin Pei, Bingzhe Wei, Kevin Chen-Chuan Chang, Yu Lei, and Bo Yang. Geom-gcn: Geometric graph convolutional networks. In *International Conference on Learning Representations*, 2019.
- [17] Chen Qian, Huayi Tang, Zhirui Yang, Hong Liang, and Yong Liu. Can Large Language Models Empower Molecular Property Prediction? *arXiv preprint*, 2023.
- [18] Ryan Rossi and Nesreen Ahmed. The network data repository with interactive graph analytics and visualization. In *Proceedings of the AAAI conference on artificial intelligence*, volume 29, 2015.
- [19] Prithviraj Sen, Galileo Namata, Mustafa Bilgic, Lise Getoor, Brian Galligher, and Tina Eliassi-Rad. Collective classification in network data. *AI magazine*, 29(3):93–93, 2008.
- [20] Yunsheng Shi, Zhengjie Huang, Shikun Feng, Hui Zhong, Wenjing Wang, and Yu Sun. Masked label prediction: Unified message passing model for semi-supervised classification. In *IJCAI*, 2021.
- [21] Mingchen Sun, Kaixiong Zhou, Xin He, Ying Wang, and Xin Wang. GPPT: Graph Pre-Training and Prompt Tuning to Generalize Graph Neural Networks. In *KDD*, pages 1717–1727, 2022.
- [22] Xiangguo Sun, Hong Cheng, Jia Li, Bo Liu, and Jihong Guan. All in one: Multi-task prompting for graph neural networks. In *Proceedings of the 29th ACM SIGKDD Conference on Knowledge Discovery and Data Mining*, pages 2120–2131, 2023.

- [23] Xiangguo Sun, Hong Cheng, Bo Liu, Jia Li, Hongyang Chen, Guandong Xu, and Hongzhi Yin. Self-Supervised Hypergraph Representation Learning for Sociological Analysis. *TKDE*, 2023.
- [24] Xiangguo Sun, Hongzhi Yin, Bo Liu, Qing Meng, Jiuxin Cao, Alexander Zhou, and Hongxu Chen. Structure learning via meta-hyperedge for dynamic rumor detection. *IEEE Transactions on Knowledge and Data Engineering*, 2022.
- [25] Xiangguo Sun, Jiawen Zhang, Xixi Wu, Hong Cheng, Yun Xiong, and Jia Li. Graph prompt learning: A comprehensive survey and beyond. *arXiv preprint arXiv:2311.16534*, 2023.
- [26] Jie Tang, Jimeng Sun, Chi Wang, and Zi Yang. Social influence analysis in large-scale networks. In *Proceedings of the 15th ACM SIGKDD international conference on Knowledge discovery and data mining*, pages 807–816, 2009.
- [27] Petar Veličković, Guillem Cucurull, Arantxa Casanova, Adriana Romero, Pietro Lio, and Yoshua Bengio. Graph attention networks. In *ICLR*, 2017.
- [28] Petar Veličković, William Fedus, William L Hamilton, Pietro Liò, Yoshua Bengio, and R Devon Hjelm. Deep graph infomax. *arXiv preprint arXiv:1809.10341*, 2018.
- [29] Liyuan Wang, Mingtian Zhang, Zhongfan Jia, Qian Li, Chenglong Bao, Kaisheng Ma, Jun Zhu, and Yi Zhong. Afec: Active forgetting of negative transfer in continual learning. *Advances in Neural Information Processing Systems*, 34:22379–22391, 2021.
- [30] Song Wang, Yushun Dong, Xiao Huang, Chen Chen, and Jundong Li. Faith: Few-shot graph classification with hierarchical task graphs. *arXiv preprint arXiv:2205.02435*, 2022.
- [31] Yingying Wang, Yun Xiong, Xixi Wu, Xiangguo Sun, and Jiawei Zhang. Advanced drug interaction event prediction. *arXiv preprint arXiv:2402.11472*, 2024.
- [32] Jun Xia, Lirong Wu, Jintao Chen, Bozhen Hu, and Stan Z Li. Simgrace: A simple framework for graph contrastive learning without data augmentation. In *Proceedings of the ACM Web Conference 2022*, pages 1070–1079, 2022.
- [33] Pinar Yanardag and SVN Vishwanathan. Deep graph kernels. In *Proceedings of the 21th ACM SIGKDD international conference on knowledge discovery and data mining*, pages 1365–1374, 2015.
- [34] Yuhao Yang, Lianghao Xia, Da Luo, Kangyi Lin, and Chao Huang. Graphpro: Graph pre-training and prompt learning for recommendation. In *Proceedings of the ACM on Web Conference 2024*, pages 3690–3699, 2024.
- [35] Yuning You, Tianlong Chen, Yongduo Sui, Ting Chen, Zhangyang Wang, and Yang Shen. Graph contrastive learning with augmentations. In *NeurIPS*, pages 5812–5823, 2020.
- [36] Haihong Zhao, Aochuan Chen, Xiangguo Sun, Hong Cheng, and Jia Li. All in one and one for all: A simple yet effective method towards cross-domain graph pretraining. In *Proceedings of the 27th ACM SIGKDD international conference on knowledge discovery & data mining (KDD’24)*, 2024.
- [37] Haihong Zhao, Bo Yang, Jiaxu Cui, Qianli Xing, Jiaying Shen, Fujin Zhu, and Jiannong Cao. Effective fault scenario identification for communication networks via knowledge-enhanced graph neural networks. *IEEE Transactions on Mobile Computing*, 2023.