

Online Continual Learning of Video Diffusion Models From a Single Video Stream

Jason Yoo
Dylan Green
Geoff Pleiss
Frank Wood

University of British Columbia, Vancouver, Canada

JASONY97@CS.UBC.CA
DSGREEN@CS.UBC.CA
GEOFF.PLEISS@STAT.UBC.CA
FWOOD@CS.UBC.CA

Abstract

Diffusion models have shown exceptional capabilities in generating realistic videos. Yet, their training has been predominantly confined to offline environments where models can repeatedly train on i.i.d. data to convergence. This work explores the feasibility of training diffusion models from a semantically continuous video stream, where correlated video frames sequentially arrive one at a time. To investigate this, we introduce two novel continual video generative modeling benchmarks, *Lifelong Bouncing Balls* and *Windows 95 Maze Screensaver*, each containing over a million video frames generated from navigating stationary environments. Surprisingly, our experiments show that diffusion models can be effectively trained online using experience replay, achieving performance comparable to models trained with i.i.d. samples given the same number of gradient steps.


1. Introduction

Diffusion models [6, 12] have recently achieved state-of-the-art performance on a wide range of unconditional and conditional video generation tasks [1, 5, 7]. While their performance has been impressive, training them is known to be computationally expensive [14]. This heavy computation requirement renders repeated offline training infeasible in environments where models must continuously adapt to new, potentially real-time data. Continual learning is a subfield of machine learning that attempts to handle such scenarios by enabling models to continuously adapt to new information over time with minimal forgetting under resource constraints. Online continual learning is a subset of continual learning in which a model must learn from a non-stationary data stream [13].

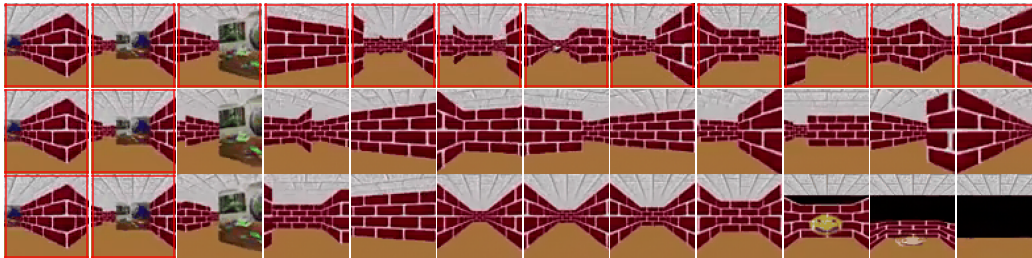
Prior work that investigates the continual learning of diffusion models [8, 11, 17] is restricted to the simpler task of image modeling. Prior work also assumes that data arrive in large batches and that the models are allowed to train on them until convergence. Online continual learning of diffusion models is a harder problem as neither of those assumptions apply. Carreira et al. [2] investigates teaching discriminative models to predict future video frames from a single video stream. However, their model is deterministic and their code and datasets are not publicly available.

In this paper, we continually learn a conditional video diffusion model capable of generating future video frames on a single video stream. Our core contributions are the following:

1. We introduce two online video generative modeling benchmarks, *Lifelong Bouncing Balls* and *Windows 95 Maze Screensaver*, each containing over a million frames from a single video.
2. We demonstrate, for the first time, that it is possible to continually train video diffusion models to generate visually compelling results on a video stream using experience replay [3].



1a) *Lifelong Bouncing Balls* frames from 5 seconds long videos.



1b) *Windows 95 Maze Screensaver* frames from 5 seconds long videos.

Figure 1: Ground truth (1st row) vs model generated (2nd and 3rd rows) video frames for the *Lifelong Bouncing Balls* and *Windows 95 Maze Screensaver* benchmarks. The two left columns show a subset of frames used to condition the model and the models are trained with experience replay that retains 1 percent of the training data stream frames. We observe that the models generate diverse and realistic videos for both benchmarks.

2. Benchmarks

We first describe the *Lifelong Bouncing Balls* and *Windows 95 Maze Screensaver* video benchmarks. Both benchmarks are constructed from single, long video streams without semantic discontinuities. The benchmarks’ video streams output one video frame at a time for models to train on.

2.1. Lifelong Bouncing Balls

Lifelong Bouncing Balls benchmark contains 1 million 32x32 RGB video frames for training (~ 28 hours long at 10FPS) and 25,000 video frames of the same shape for evaluation. The video contains two colored balls that deterministically bounce around in a 2D environment, colliding with the screen boundaries and each other. Each ball changes color when its velocity’s x or y component changes sign. The color transition follows a repeating sequence of ‘red’ \rightarrow ‘yellow’ \rightarrow ‘red’ \rightarrow ‘green’. Since the balls’ states are fully observable and their transition dynamics are deterministic, the future frames can be perfectly predicted given enough past frames. Solving the *Lifelong Bouncing Balls* benchmark requires models to learn the 2D environment’s dynamics and retain the balls’ color transition histories.

2.2. Windows 95 Maze Screensaver

Windows 95 Maze Screensaver benchmark contains 1.296 million 64x64 RGB video frames for training (~ 18 hours long at 20FPS) and 50,000 video frames of the same shape for evaluation. The

video is a first-person view of an agent that navigates a procedurally generated 3D maze. Whenever the agent solves a maze, the walls of the solved maze come down and the walls of an unseen maze rise, at which point the agent attempts to solve the new maze. The mazes contain various objects, including polyhedral gray rocks that flip the agent upside down upon being touched. Since the maze states are partially observable and their transition dynamics are stochastic, the future frames cannot be perfectly predicted given the past frames. Solving the *Windows 95 Maze Screensaver* benchmark requires models to learn the first-person sensory inputs associated with navigating a 3D environment, world dynamics such as camera inversion, and the policy of the maze-solving agent.

3. Methodology

We use the video U-Net architecture introduced in Harvey et al. [5] as our continually learned model. The model has a context size of K , in other words, the capacity to jointly generate and condition on at most K video frames simultaneously. During training, the model receives $K/2$ frames as input and is trained to generate the next $K/2$ frames using the video diffusion objective from Harvey et al. [5]. The stream outputs one frame at each timestep, meaning each new frame is predicted $K/2$ times during training. At test time, the model generates videos in a block-autoregressive fashion, generating $K/2$ frames at a time conditioned on the preceding $K/2$ frames.

The model has access to two different “memories”. The first is the “short-term memory” of size K that follows a “first-in first-out” policy to keep around the most recent K video frames. The second is the “long-term memory” of size N_{buffer} that uses reservoir sampling [16] to retain N_{buffer} contiguous video subsequences of size K , uniformly sampled throughout the data stream. During training, we randomly sample a video subsequence from the long-term memory, concatenate it along the batch dimension with the video subsequence from the short-term memory, and compute the loss on both subsequences.

4. Experiments

4.1. Setup

We qualitatively and quantitatively investigate the capabilities of continually trained video diffusion models on *Lifelong Bouncing Balls* and *Windows 95 Maze Screensaver* benchmarks. The sampled videos used for evaluation are five times longer than the model context size. We measure quantitative performance on both benchmarks using FVD [15]. For *Lifelong Bouncing Balls*, we also evaluate the models’ understanding of ball movement using minADE [9] and color transition dynamics using the ColorKL metric (refer to Appendix B).

We report the results for two experience replay configurations: one whose replay buffer size can contain 1 percent of the total number of frames in the video stream (ER ($p = 0.01$)) and the other whose replay buffer size has no limits (ER ($p = 1.00$)). We compare these configurations against two baselines: online SGD (SGD) training without experience replay on the most recent K frames, and offline training (IID) that receives i.i.d. samples of contiguous subsequences of frames from the entire video. All methods take the same number of gradient steps, which is 1 million for *Lifelong Bouncing Balls* and 1.296 million for *Windows 95 Maze Screensaver*.

The diffusion models trained on *Lifelong Bouncing Balls* have 8 million parameters and $K = 10$. The diffusion models trained on *Windows 95 Maze Screensaver* have 78 million parameters and $K = 20$. We largely follow Harvey et al. [5]’s choices of hyperparameters for other diffusion model

and training hyperparameters. We refer the readers to Appendix A for additional experiment details. Our code will be made publicly available upon acceptance.

4.2. Lifelong Bouncing Balls

We qualitatively assess model performance in Figure 2. All models generate visually compelling bouncing ball trajectories, despite training on a non-i.i.d. data stream (refer to Appendix C.1). In addition, we report the quantitative results in Table 1. We observe that experience replay methods are competitive with offline training on all metrics, whereas online SGD fairs less well. Unsurprisingly, giving experience replay more memory causes it to perform better in general.

Method	FVD	minADE	ColorKL
SGD	10.1	1.400	0.015
ER ($p = 0.01$)	7.7	1.052	0.004
ER ($p = 1.00$)	7.1	0.900	0.005
IID	8.1	0.875	0.007

Table 1: *Lifelong Bouncing Balls* test set performance metrics. Lower is better for all metrics.

4.3. Windows 95 Maze Screensaver

We qualitatively assess model performance in Figure 3. Again, all models generate visually compelling maze trajectories despite training on a non-i.i.d. data stream (refer to Appendix C.2). In addition, We present the quantitative results in Table 2. We see a similar trend in the metric ordering to *Lifelong Bouncing Balls*’s FVD results. This suggests that the phenomenon where experience replay performs comparably to offline training is not restricted to toy 2D environments.

Method	FVD
SGD	141.6
ER ($p = 0.01$)	96.0
ER ($p = 1.00$)	88.3
IID	111.8

Table 2: *Windows 95 Maze Screensaver* test set performance metrics. Lower is better.

5. Conclusion

This paper explores online continual learning of diffusion models from video streams, which has never been investigated to our knowledge. The ability of video generative models to learn effectively from a continuous data stream holds significant promise, particularly for facilitating efficient lifelong learning of model-based reinforcement learning agents. We introduce two novel benchmarks to aid our investigation and show that experience replay can be used to effectively online learn video diffusion models. Our findings suggest that learning generative models from strongly correlated data streams may not be as difficult as previously assumed, at least for some data streams and model classes. Promising avenues of future inquiry are further analysis of factors that cause online continual learned video diffusion models to perform well, and evaluating continually learned video models on more complex video streams from non-stationary environments.

References

- [1] Tim Brooks, Bill Peebles, Connor Holmes, Will DePue, Yufei Guo, Li Jing, David Schnurr, Joe Taylor, Troy Luhman, Eric Luhman, Clarence Ng, Ricky Wang, and Aditya Ramesh. Video generation models as world simulators. 2024. URL <https://openai.com/research/video-generation-models-as-world-simulators>.
- [2] João Carreira, Michael King, Viorica Pătrăucean, Dilara Gokay, Cătălin Ionescu, Yi Yang, Daniel Zoran, Joseph Heyward, Carl Doersch, Yusuf Aytar, Dima Damen, and Andrew Zisserman. Learning from one continuous video stream, 2024.
- [3] Arslan Chaudhry, Marcus Rohrbach, Mohamed Elhoseiny, Thalaiyasingam Ajanthan, Puneet K Dokania, Philip HS Torr, and Marc Aurelio Ranzato. On tiny episodic memories in continual learning. *arXiv preprint arXiv:1902.10486*, 2019.
- [4] Dprotp. 10 hours of windows 3d maze, 2018. URL https://www.youtube.com/watch?v=MHGnSqr9kK8&ab_channel=Dprotp.
- [5] William Harvey, Saeid Naderiparizi, Vaden Masrani, Christian Weilbach, and Frank Wood. Flexible diffusion modeling of long videos. *Advances in Neural Information Processing Systems*, 35:27953–27965, 2022.
- [6] Jonathan Ho, Ajay Jain, and Pieter Abbeel. Denoising diffusion probabilistic models. In *Advances in Neural Information Processing Systems*, volume 33, pages 6840–6851, 2020.
- [7] Jonathan Ho, Tim Salimans, Alexey Gritsenko, William Chan, Mohammad Norouzi, and David J Fleet. Video diffusion models. *arXiv:2204.03458*, 2022.
- [8] Sergi Masip, Pau Rodriguez, Tinne Tuytelaars, and Gido M. van de Ven. Continual learning of diffusion models with generative distillation, 2023.
- [9] Amir Rasouli. Deep learning for vision-based prediction: A survey, 2020.
- [10] The Best Classic & Retro Screensavers. Windows 95 screensaver - 3d maze - 10 hours no loop (4k) new, 2020. URL https://www.youtube.com/watch?v=Hs5pyyPTzDE&ab_channel=TheBestClassic%26RetroScreensavers.
- [11] James Seale Smith, Yen-Chang Hsu, Lingyu Zhang, Ting Hua, Zsolt Kira, Yilin Shen, and Hongxia Jin. Continual diffusion: Continual customization of text-to-image diffusion with c-lora, 2024.
- [12] Jascha Sohl-Dickstein, Eric A. Weiss, Niru Maheswaranathan, and Surya Ganguli. Deep unsupervised learning using nonequilibrium thermodynamics, 2015.
- [13] Albin Soutif-Cormerais, Antonio Carta, Andrea Cossu, Julio Hurtado, Hamed Hemati, Vincenzo Lomonaco, and Joost Van de Weijer. A comprehensive empirical evaluation on online continual learning, 2023.
- [14] Anwaar Ulhaq, Naveed Akhtar, and Ganna Pogrebna. Efficient diffusion models for vision: A survey. *arXiv preprint arXiv:2210.09292*, 2022.

- [15] Thomas Unterthiner, Sjoerd van Steenkiste, Karol Kurach, Raphael Marinier, Marcin Michalski, and Sylvain Gelly. Towards accurate generative models of video: A new metric & challenges, 2019.
- [16] Jeffrey S. Vitter. Random sampling with a reservoir. *ACM Trans. Math. Softw.*, 11(1):37–57, mar 1985. ISSN 0098-3500. doi: 10.1145/3147.3165. URL <https://doi.org/10.1145/3147.3165>.
- [17] Michał Zając, Kamil Deja, Anna Kuzina, Jakub M. Tomczak, Tomasz Trzciński, Florian Shkurti, and Piotr Miłoś. Exploring continual learning of diffusion models, 2023.

Appendix A. Additional Experiment Details

For *Lifelong Bouncing Balls*, models receive 10 frames for conditioning and generate the next 40 frames in a block-autoregressive fashion, progressing 5 frames at each step. In addition, training batch size is set to 3 where one video subsequence is from the short-term memory and the other two are from the long-term memory. Conversely, for *Windows 95 Maze Screensaver*, models are provided with 20 frames for conditioning and tasked with generating the subsequent 80 frames, again in a block-autoregressive manner, progressing 10 frames at each step. In addition, training batch size is set to 2 where one video subsequence is from the short-term memory and the other is from the long-term memory.

All quantitative metrics are evaluated on 500 unseen video subsequences. The minimum average displacement error (minADE) is computed by selecting the trajectory with the lowest average displacement error from 6 sampled trajectories for each test video subsequence. We employ Adam optimizer with a learning rate of 0.0001 across all models, without applying weight decay.

Appendix B. The ColorKL Metric

The ColorKL metric measures how faithful model-generated videos’ color transition statistics are to the ground truth color transition statistics. It is defined as

$$\frac{1}{|\mathcal{C}|^2} \sum_{c_{old} \in \mathcal{C}} \sum_{c_{new} \in \mathcal{C}} D_{\text{KL}}(p_*(c_{new}|c_{old}) \parallel p_{\text{model}}(c_{new}|c_{old}))$$

where D_{KL} is the KL divergence, $\mathcal{C} = \{red, yellow, green\}$ is the set of possible ball colors, $p_*(c_{new}|c_{old})$ is the ground truth probability for a ball to switch colors from c_{old} to c_{new} , and p_{model} is the empirical probability of color transitions from c_{old} to c_{new} in the model-generated video dataset. The ground truth transition probabilities state that balls always transition from yellow to red and green to red but have a 50/50 chance of transitioning from red to yellow or green.


Appendix C. Additional Qualitative Results

C.1. Lifelong Bouncing Balls


Figure 2 depicts the test set ground truth video frames and sampled video frames for all methods. We observe that models trained with all methods generally produce visually compelling videos. We however note that variance over predicted ball trajectory tends to increase as video length gets larger as small misjudgments of a ball’s speed or angle can determine whether a collision occurs or not. In addition, due to the relatively small context size ($K = 10$), models trained with all methods do not perfectly capture the color transition sequence and at times mistakenly replace yellow with green and vice versa. However, the low ColorKL metric suggests that the generative models assign transition probabilities close to 50/50 on the color change from red to yellow/green, demonstrating the models’ understanding of the bouncing ball environment dynamics.

C.2. Windows 95 Maze Screensaver

Figure 3 depicts the test set ground truth video frames and sampled video frames for all methods. We again observe that models trained with all methods generally produce visually compelling videos




2a) *Lifelong Bouncing Balls* example collision sequence 1.



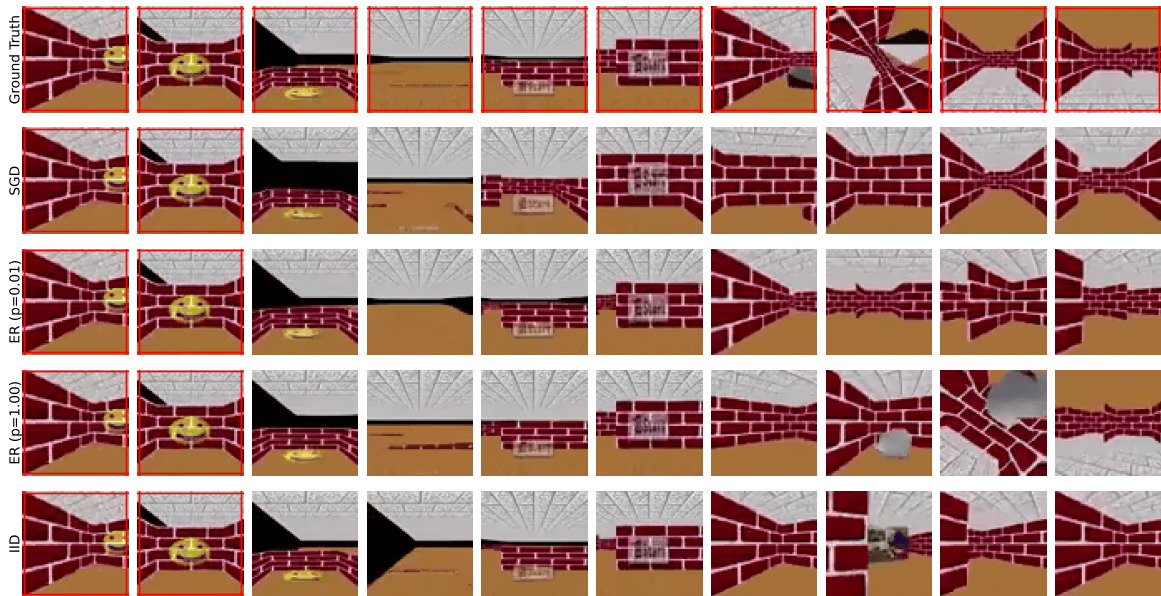
2b) *Lifelong Bouncing Balls* example collision sequence 2.

Figure 2: *Lifelong Bouncing Balls* qualitative result comparison.

when it comes to regular maze traversal. Notably, experience replay trained models are capable of generating rare events (ER ($p = 1.00$) in Figure 3’s bottom figure), suggesting that the models are learning the data stream’s frame distribution. However, when it comes to generating future frames of rare events (ex. Figure 3’s crystal sequence), we notice that the models do a poorer job at modeling the event sequence. Case in point, the models’ rendering of the crystal is deformed for ER and IID, and in SGD’s case, the rendering outright ignores the rare event in the conditioning frames. This



3a) *Lifelong Bouncing Balls* crystal sequence.



3b) *Windows 95 Maze Screensaver* maze ending sequence.

Figure 3: *Windows 95 Maze Screensaver* qualitative result comparison.

and the relatively high FVD values for all training methods suggest that all trained models did not perfectly learn the conditional distribution over the future frames.

Appendix D. Additional Dataset Curation Details

The test set of *Lifelong Bouncing Balls* benchmark consists of 500 video subsequences each containing 50 frames that are taken from another bouncing ball simulator with different initial ball positions and velocities.

The *Windows 95 Maze Screensaver* benchmark was created by concatenating two 10-hour-long Windows 95 Maze Screensaver YouTube videos [4, 10] at the point where a maze from the first video is solved and the maze from the second video begins, as the maze screensaver teleports the agent to a newly generated maze on the completion of the previous maze. This concatenation ensures that there is no sudden switch in the environment dynamics. The test set consists of 500 video subsequences each containing 100 frames from the end of the second YouTube video.