

REP: Resource-Efficient Prompting for Rehearsal-Free Continual Learning

Sungho Jeon, Xinyue Ma, Kwang In Kim, Myeongjae Jeon
POSTECH
{sunghojeon,xinyuema,kimkin,mj.jeon}@postech.ac.kr

Abstract

Recent rehearsal-free continual learning (CL) methods guided by prompts achieve strong performance on vision tasks with non-stationary data but remain resource-intensive, hindering real-world edge deployment. We introduce resource-efficient prompting (REP), which improves the computational and memory efficiency of prompt-based rehearsal-free continual learning methods while minimizing accuracy trade-offs. Our approach employs swift prompt selection to refine input data using a carefully provisioned model and introduces adaptive token merging (AToM) and adaptive layer dropping (ALD) for efficient prompt updates. AToM and ALD selectively skip data and model layers while preserving task-specific features during the learning of new tasks. Extensive experiments on multiple image classification datasets demonstrate REP’s superior resource efficiency over state-of-the-art rehearsal-free CL methods.

1 Introduction

Continual learning (CL) trains neural network models on multiple sequential tasks, where each task may include data distributions that diverge from previously encountered data. A crucial challenge for any CL algorithm is to effectively address *catastrophic forgetting* [23]. Severe forgetting occurs when a model rapidly loses previously learned knowledge while adapting to new tasks, significantly affecting the model’s reliability and accuracy on earlier tasks.

Moreover, many of today’s AI services are designed for on-device scenarios to securely learn tasks locally [19, 10, 42]. In on-device CL, improving *computational efficiency* is crucial, as it directly reduces energy usage and enhances the durability of edge devices. Meanwhile, since device memory capacity often acts as a hard constraint, CL tasks that exhaust all available memory can cause system crashes due to out-of-memory errors [9]. Given typically limited memory sizes (1–8GB), achieving high *memory efficiency* is essential to enable diverse on-device deployment scenarios in practice.

In this paper, we propose REP (Fig. 1), a framework for *resource efficiency* in prompt-based rehearsal-free CL methods on frozen, pre-trained vision transformers (ViTs) [37, 38, 35, 31, 14, 13, 30, 33]. Prompts are a small set of parameters that progressively learn incoming tasks to combat forgetting. Updates to these compact prompts incur minimum data writes without significantly harming the lifespan of device storage, which typically sustains up to 10K of writes per location. This makes prompt-based rehearsal-free methods well-suited for on-device continual learning.

REP is built upon our analysis of cost-accuracy trade-offs throughout the end-to-end learning process, with two key design insights. (1) The *prompt selection* stage, which constructs a prompt subset to augment input or intermediate data is highly amenable to numerous promising options with fast approximations. (2) In contrast, the *prompt update* stage, which involves forward-backward passes over the backbone model, presents a range of optimizations with vastly different cost-accuracy trade-offs. Based on these insights, we develop three complementary techniques for both stages that trade negligible accuracy drop for high resource efficiency: (1) *random projection-based lightweight*

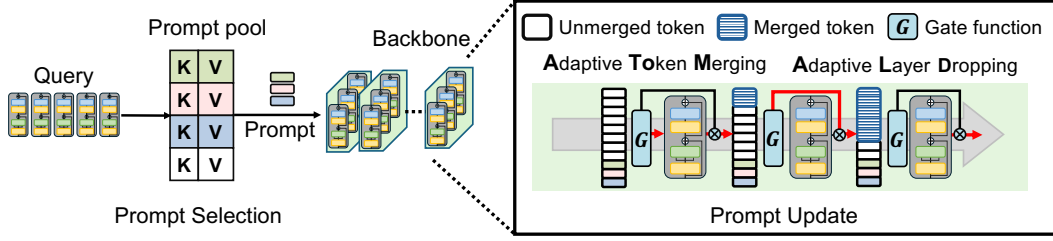


Figure 1: Overview of the proposed resource-efficient prompting (REP) algorithm for rehearsal-free CL. REP calculates query features from input samples using a lightweight surrogate model (e.g., ViT-Ti) and random projections to swiftly extract prompts from the prompt pool. These prompts are then inserted into a main backbone model (e.g., ViT-L) for training, which prioritizes model accuracy.

surrogate model for prompt selection, and (2) *adaptive token merging* (AToM) and (3) *adaptive layer dropping* (ALD) for prompt update. Notably, AToM and ALD *non-uniformly* skip parts of the data and model layers to reduce training costs while preserving critical task-specific knowledge. These approaches are inspired by our analysis (Fig. 2) and prior works [37, 28] demonstrating that shallower layers in pre-trained ViTs are more sensitive to new tasks than deeper layers.

Experimental results demonstrate that REP considerably reduces training time (up to 51%) and memory usage (up to 41%), with only a marginal accuracy drop, when applied to seven state-of-the-art prompt-based CL methods across three backbone models of varying sizes. As the proposed techniques are complementary in optimizing resource efficiency, we further evaluate them by integrating them into two distinct ViT-based, rehearsal-free CL methods that do not rely on prompting. In these settings, REP achieves a 37–48% reduction in training time and up to a 48% decrease in memory usage, confirming that its efficacy can extend well beyond prompt-based CL scenarios.

2 Related work

Class-incremental learning. Our work focuses on a class-incremental learning (CIL) setting, where each task introduces new classes within the same domain, but task IDs are unavailable during inference [8]. In CNN-based approaches, *rehearsal-based* methods that replay stored samples remain dominant due to their strong performance [1, 4, 5, 26, 29]. Recent methods such as BudgetCL [27] and CarM [20] adopt data-driven strategies that outperform optimization-based methods under computational constraints. MEMO [43] trades stored samples for task-specific layers when beneficial. We compare our prompt-based approach with these methods and show superior performance under resource constraints.

Continual learning for the edge. Recent efforts in on-device learning have emphasized memory and energy efficiency, primarily outside the CL domain [9, 34, 36]. A few studies have extended CL to edge devices: Hayes and Kanan [10] investigated online CL with CNNs for embedded systems; Kwon et al. [19] analyzed rehearsal vs. regularization methods in terms of storage, compute, and accuracy trade-offs; and Ma et al. [22] introduced Miro, a platform that dynamically configures CNN-based CL to reduce energy consumption within memory constraints. However, none of these works address the challenge of resource-efficient vision transformers (ViTs) for on-device CL, which is the primary focus of our work.

Prompting for continual learning. Prompting, which provides explicit instructions or queries to the model, has proven effective for ViTs in CL by enabling adaptation to new tasks while preserving prior knowledge [13, 14, 30, 31, 33, 35, 37, 38]. L2P [38] and DualPrompt [37] retrieve task-relevant prompts from a shared pool using prompt tuning and prefix tuning, respectively. CODA-Prompt [31] improves prompting capacity with attention-conditioned prompts, while OVOR [13] uses a single prompt to accelerate selection. HiDe-Prompt [33] extends supervised prompt-based CL to self-supervised settings through hierarchical optimization. ConvPrompt [30] employs convolution-based, layer-wise prompts to improve knowledge transfer with negligible overhead. LAE [7] interprets prompts as a form of parameter-efficient fine-tuning, incorporating modules such as adapters or

LoRA. As shown in Section 4, our techniques can be applied to these methods to enhance resource efficiency without significant accuracy loss.

3 REP: Resource-Efficient Prompting

Prompt-based rehearsal-free CL achieves strong performance by mitigating forgetting without relying on replay. However, it remains resource-intensive during the prompt selection and update stages. In particular, prompt updates require full forward and backward passes, which are costly for large backbones, limiting their applicability on resource-constrained devices.

3.1 Motivation: challenges in prompt selection and update

Prompt selection operates a neural network f_{query} to compute a query feature $q(x_i^j) \in \mathbb{R}^D$ for a given input x_i^j from task j . It then selects the prompt p^* from the prompt pool P that maximizes cosine similarity with the query feature:

$$p^* = \operatorname{argmax}_{p_k \in P} \frac{\langle q(x_i^j), p_k \rangle}{\|q(x_i^j)\| \|p_k\|}. \quad (1)$$

In practice, f_{query} is often the same as the main backbone f_{update} , and each query adds an extra forward pass per sample. For large models such as ViT-L, this results in up to 28% increase in computation time (see Table 2).

Prompt update refines learnable parameters for effective training and adaptation by combining the classification loss L_{class} , a prompt-specific loss L_{prompt} , and an auxiliary loss L_{aux} during task j :

$$L = L_{\text{class}}(f_{\text{update}}(x_i^j), y_i^j) + \epsilon_1 L_{\text{prompt}}(p^*, q(x_i^j)) + \epsilon_2 L_{\text{aux}}, \quad (2)$$

where f_{update} denotes the main backbone, and ϵ_1 and ϵ_2 control the influence of the prompt-specific and auxiliary losses. Different methods instantiate this loss differently. For example, [37, 38] omit the auxiliary loss by setting $\epsilon_1 = 1, \epsilon_2 = 0$, whereas [31, 33] tune both coefficients.

Although most backbone layers remain frozen, each mini-batch still incurs full forward and backward passes through the network, requiring storage of intermediate activations. As a result, large backbones such as ViT-L exhibit substantial memory usage and prolonged training time (see Table 1).

3.2 Proposed solutions: REP

REP is built on two core insights:

1. The prompt selection stage can tolerate approximations: high retrieval quality can be achieved without relying on the full-capacity backbone.
2. Not all layers in a frozen backbone contribute equally to adaptation, allowing selective computation during prompt updates.

To realize these insights, REP introduces three complementary techniques: a lightweight surrogate model for efficient prompt selection, and adaptive token merging (AToM) and adaptive layer dropping (ALD) for efficient prompt updates.

3.2.1 Guiding prompt selection with a lightweight surrogate model

To reduce the computational cost of prompt selection, we use a lightweight surrogate model $f_{\text{efficient}}$ with reduced depth and width. Instead of reusing a large backbone such as ViT-L, we adopt a compact pre-trained ViT-Ti model, which effectively captures essential representations. Given an input x_i^j , $f_{\text{efficient}}$ produces a low-dimensional query feature $q_{\text{efficient}}(x_i^j) \in \mathbb{R}^d$ (where $d \leq D$). We then apply a fixed, non-trainable random projection ϕ [24] to map this feature back to the original D -dimensional space for prompt selection:

$$p_{\text{efficient}}^* = \operatorname{argmax}_{p_k \in P} \frac{\langle \phi(q_{\text{efficient}}(x_i^j)), p_k \rangle}{\|\phi(q_{\text{efficient}}(x_i^j))\| \|p_k\|}. \quad (3)$$

Empirically, this strategy preserves around 97% of the representational similarity to a ViT-L-based query model, as measured by centered kernel alignment [17]. Despite residing in a low-dimensional space, $p_{\text{efficient}}^*$ effectively approximates the large model’s representations, substantially reducing computational cost (see Table 2).

3.2.2 Analysis of the frozen backbone during prompt update

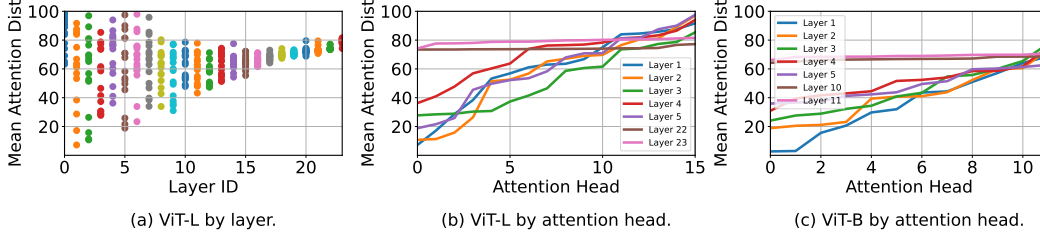


Figure 2: Mean attention distances for frozen blocks along (a) layers and (b/c) attention heads. We run the first task of Split ImageNet-R. (a/b) L2P with ViT-L, and (c) DualPrompt with ViT-B.

A key insight of REP is that not all frozen blocks contribute equally to the final loss L . To validate this, we analyze the feature representations of pre-trained transformer blocks with prompts using *mean attention distance*, a metric previously used to study layer-wise representations in ViT models during pre-training [6, 28].

For a given attention head within a frozen block, let (x_q, y_q) denote the position of a query patch, and (x_i, y_i) the positions of the patches the head attends to, with corresponding attention weights a_i . The distance d_i between patches—typically defined as Euclidean or pixel distance—is given by $d_i = (x_i - x_q)^2 + (y_i - y_q)^2$. We then compute the weighted mean distance as $\frac{\sum_i a_i \cdot d_i}{\sum_i a_i}$. Following [6, 28], a smaller distance indicates attention focused on a narrow region (local information), while a larger distance suggests more distributed attention across the input (global information). We measure the average mean attention distance of L2P with the ViT-L backbone along two dimensions: layer ID and attention head, during adaptation to a new task in Split ImageNet-R (10 tasks).

As shown in Fig. 2(a), shallower layers exhibit a wider range of attention distances and tend to focus on both localized and global regions. In contrast, deeper layers consistently produce higher values, reflecting a shift toward more global contextual information. This pattern aligns well with prior findings in [6, 28]. A closer look at a few selected layers in Fig. 2(b) further reveals that attention distances across heads vary more widely in shallow layers than in deeper ones, confirming that shallower layers capture more important representations of the input.

A similar trend is observed when using DualPrompt with ViT-B in Fig. 2(c). Unlike L2P, DualPrompt attaches prompts to the self attention layer of multiple transformer blocks, rather than only in the input sequence. This suggests that the feature representations of the pre-trained model, which balance local and global information, may not be greatly affected by the prompt method in use.

3.2.3 Adaptive token merging (AToM)

We explain how we bring the above insights into practice through two compute-skipping techniques. We first consider the data-efficient compute-skipping method via token merging. Conventional token merging (ToMe) [2] reduces the number of tokens by *uniformly* merging n redundant tokens per layer, controlled by a fixed scheduler r . The scheduler function $r(l) \rightarrow n$ is applied to each layer l , and according to [2], it merges all tokens, including the prompts added by the token selection process. However, insights from Fig. 2 and our additional analysis highlight two major problems.

First, there is a *loss of task-specific information*. The prompt tokens in CL carry essential task-related information. However, ToMe indiscriminately combines these prompt tokens with non-prompt tokens, diminishing their intrinsic value. According to our empirical data in Fig. 3, this approach can cause gradient explosions in the prompt tokens even with gradient clipping, leading to learning instability.

Second, there is a *lack of layer-specific adaptability*. ToMe does not account for the disparity between shallow and deep layers, treating the importance of all layers uniformly. Therefore, there is a risk of

excessive loss of valuable information in shallow layers, which are mainly responsible for adaptability to diverse sequential tasks.

Our *adaptive token merging* (AToM; Algorithm 1) addresses the loss of task-specific information by excluding prompt tokens during token merging, thereby maintaining their specificity. To enhance the effect of prompts and mitigate catastrophic forgetting, AToM uses a new progressive scheduler $r'(l) \rightarrow n'$, which dynamically adjusts the number of tokens to merge based on layer depth, as follows:

$$r'(l) = \min(\delta \times (l - 1), r_{\max}), \quad (4)$$

where l denotes the layer index, δ is the step change in the number of tokens to merge, defined as $\frac{r_{\max}}{L-1}$ (with L being the number of layers), and r_{\max} is the maximum number of tokens to merge (by default, $2 \times n$). With this $r'(l)$, merging occurs more aggressively in deeper layers than in shallow ones, preserving important task-related representations.

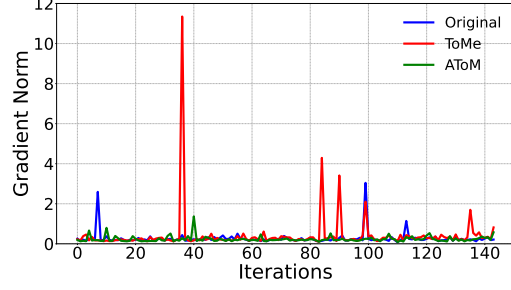


Figure 3: The norm of gradient with respect to the prompt during training Split ImageNet-R (10 tasks) when AToM and ToMe (Conventional token merging) are applied to L2P with ViT-L.

3.2.4 Adaptive layer dropping (ALD)

Inspired by insights from Fig. 2 and prior work on progressive layer dropping (PLD) [41] in the NLP domain, we propose *adaptive layer dropping* (ALD; Algorithm 2) with two key features: (1) the dropping schedule considers both temporal and spatial dimensions, and (2) it manages to drop layers non-uniformly to preserve critical representation features in shallower layers.¹ On the contrary, PLD considers only the temporal aspect and does not differentiate between layers when dropping. This results in poorer performance compared to ALD, as shown in Table 3.

ALD prioritizes retaining shallow layers that contain richer information essential for model performance, especially after token merging. Thus, instead of operating on its schedule parameters, ALD leverages feedback from AToM, specifically the count of merged tokens at each layer, to guide layer-dropping decisions. The layer-keeping probability $\theta_{t,l}$ is defined as:

$$\theta_{t,l} = (\alpha(l) \times ((1 - \bar{\theta}) \exp(-\gamma \cdot t) + \bar{\theta})), \quad (5)$$

where $\theta_{t,l}$ is the probability of keeping layer l at time step t , $\bar{\theta}$ is the minimum probability, γ controls the decay rate, and $\alpha(l)$ is the adjustment factor for layer l , defined as:

$$\alpha(l) = \begin{cases} \alpha & \text{if } (n(l) - n'(l)) \geq \tau \\ 1 & \text{if } (n(l) - n'(l)) < \tau. \end{cases} \quad (6)$$

$\alpha(l)$ quantifies the degree of token merging performed by AToM in layer l . $n(l)$ represents the original number of tokens, and $n'(l)$ denotes the number of tokens remaining after merging. When the number of merged tokens surpasses the threshold τ , ALD adjusts the layer-dropping probability based on α . Since deeper layers tend to merge more tokens with AToM, ALD is more likely to exceed τ in deeper layers and drop more aggressively. These parameters should be tuned to balance between efficiency and the preservation of nuanced information contained in the merged tokens. We set α to 0.9, with τ set to 16 for ViT-L, 12 for ViT-B, and 8 for ViT-Ti, respectively.

Comparison with various layer-dropping strategies. We compare ALD against multiple layer-dropping strategies that skip computation across different portions of backbone layers. We report the training wall-clock GPU time and final average accuracy in Fig. 4, using L2P with the ViT-L backbone on Split ImageNet-R (10 tasks). Specifically, Top-layer Drop and Bottom-layer Drop statically drop the first and last 25% of layers, respectively. Random Drop randomly skips 25% of layers across the network, while Stochastic Depth applies a linear decay schedule over Random Drop. For reference, we include No Drop, which performs no layer dropping and yields 75% accuracy. To account for the stochastic nature of compared layer dropping methods, such as Stochastic Depth, we

¹The spatial dimension refers to model layers, each processing input features at different levels of abstraction.

measure end-to-end wall-clock GPU time. Top-layer Drop performs the worst, achieving only 30% accuracy. Bottom-layer Drop (63%), Random Drop (70%), and Stochastic Depth (72%) also face noticeable accuracy degradation despite reduced GPU time.

In contrast, ALD maintains 75% accuracy—on par with No Drop—while achieving GPU time savings comparable to Random Drop. This highlights that ALD’s non-uniform strategy accounts for each layer’s essential spatial representations more effectively. REP triggers AToM and ALD for each task insertion. Much like our prompt-selection optimization, AToM consistently enhances time and memory efficiency. In contrast, ALD solely contributes to reducing time costs since it operates with the layer-keeping probability $\theta_{t,l}$ initialized at 1.0, i.e., no layer dropping.

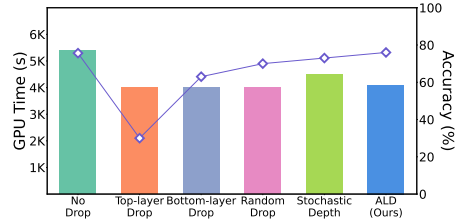


Figure 4: Comparing various layer-dropping strategies using L2P with the ViT-L backbone on Split ImageNet-R (10 tasks). The bar and marker are GPU time and final average accuracy, respectively.

3.2.5 Discussion

Alternative adaptation approaches. Prompt-based adaptation represents an effective paradigm for continual learning, particularly in resource-constrained settings, owing to its modularity and small parameter footprint. Unlike full fine-tuning, prompting keeps the backbone entirely frozen while allocating a small number of learnable parameters per task. This not only preserves prior knowledge and prevents catastrophic forgetting but also drastically reduces memory usage, which is a critical factor for edge devices. In comparison to alternatives such as LoRA, RanPAC, and adapter tuning, prompting exhibits a superior balance between efficiency and performance, as demonstrated by our integration of REP into multiple state-of-the-art prompt-based CL methods.

Compact backbone networks (e.g., CNNs). Although CNNs are generally more compact than vision transformers (ViTs), they consistently underperform in the CL setting, particularly under tight resource constraints. Our preliminary studies in Section D demonstrate that state-of-the-art CNN-based CL methods, such as BudgetCL [27] and MEMO [43], achieve significantly lower accuracy compared to ViT-based approaches.

4 Experiments

We focus on the popular disjoint-CIL setup, where each task comprises a distinct set of non-overlapping classes and samples from old classes are not given in future tasks [29, 4, 8]. In this section, we demonstrate that (1) REP enhances resource efficiency in prompt-based rehearsal-free CL across various backbone model sizes and (2) its core components, ALD and AToM, are applicable even when CL methods do not employ prompting.

Data generation. To organize task streams, we use three image classification datasets: CIFAR-100 (100 classes) [18], ImageNet-R (200 classes) [12], and PlantDisease (38 classes) [25]. Out of these datasets, ImageNet-R is known for exhibiting much higher intra-class variability and an uneven class-size distribution among images. We divide CIFAR-100 and ImageNet-R into 10 tasks to create **Split CIFAR-100** (i.e., 10 classes per task) and **Split ImageNet-R** (i.e., 20 classes per task), respectively [38, 37, 31]. For PlantDisease, we drop 3 plant disease classes with very few images and organize the remaining 35 classes into 7 tasks to create **Split PlantDisease** (i.e., 5 classes per task). We also present additional results with varying task lengths (e.g., 5 tasks and 20 tasks), and an additional Split CUB-200 dataset [32] in Section F and Section G, respectively.

Methods. We employ **L2P** [38], **DualPrompt** [37], **CODA-Prompt** [31], **HiDe-Prompt** [33], **ConvPrompt** [30], **LAE** [7], and **OVOR** [13] as representative prompting methods. These methods capitalize on ImageNet pre-trained models as backbones: ViT-L (307M), ViT-B (86M), and ViT-Ti (5.8M)—ViT-Ti is *one of the smallest vision transformer models* to our knowledge. Detailed settings for all methods are provided in Section B.

Hardware and metrics. We use an NVIDIA RTX 3090 to cover a wide range of memory capacities while maintaining consistent computational power. Specifically, we limit the GPU memory to emulate

Table 1: Accuracy and computational cost of all competing methods on three datasets. We report the final average accuracy, iteration time, and memory usage, both without and with REP. Iteration time and memory usage are presented as absolute values. For the results without REP, parentheses indicate how many times higher the value is relative to its counterpart with REP.

Model	Method	Final average accuracy (\uparrow)						Iter. time (ms)		Mem. (GB)	
		Split CIFAR-100		Split ImageNet-R		Split PlantDisease		w/o REP	w/ REP	w/o REP	w/ REP
		w/o REP	w/ REP	w/o REP	w/ REP	w/o REP	w/ REP				
ViT-L	L2P	88.2 \pm 0.3	87.0 \pm 1.3	75.6 \pm 1.0	75.3 \pm 1.5	75.9 \pm 3.1	81.1 \pm 3.9	447(\times 1.9)	240	6.5(\times 1.4)	4.5
	DualPrompt	86.3 \pm 0.3	85.1 \pm 1.3	71.2 \pm 0.6	70.6 \pm 0.9	75.1 \pm 1.1	78.2 \pm 2.9	424(\times 2.0)	208	5.9(\times 1.4)	4.3
	CODA-Prompt	85.4 \pm 0.4	84.3 \pm 1.7	74.4 \pm 0.6	73.5 \pm 1.9	75.0 \pm 2.0	74.1 \pm 2.7	568(\times 1.3)	441	13.2(\times 1.2)	11.0
	HiDe-Prompt	93.4 \pm 0.3	92.8 \pm 1.1	78.7 \pm 0.2	78.0 \pm 1.2	98.6 \pm 0.4	98.3 \pm 0.8	413(\times 1.8)	227	7.3(\times 1.2)	6.3
	ConvPrompt	89.2 \pm 0.5	89.0 \pm 0.9	79.1 \pm 0.1	78.5 \pm 0.8	98.4 \pm 0.6	98.6 \pm 0.7	560(\times 1.3)	417	5.4(\times 1.3)	4.1
	LAE-Prefix10	84.9 \pm 1.3	84.5 \pm 1.5	70.5 \pm 1.9	70.2 \pm 1.7	73.3 \pm 0.5	72.9 \pm 0.9	185(\times 1.1)	170	5.1(\times 1.1)	4.8
	OVOR	86.2 \pm 0.6	85.8 \pm 0.9	75.4 \pm 0.7	74.3 \pm 1.3	75.4 \pm 0.8	74.9 \pm 1.0	467(\times 1.3)	362	7.5(\times 1.1)	6.8
	UpperBound	94.1 \pm 0.1	—	85.2 \pm 0.2	—	99.6 \pm 0.3	—	427	—	9.8	—
ViT-B	L2P	84.5 \pm 0.8	83.4 \pm 1.8	59.4 \pm 0.8	58.7 \pm 1.2	64.4 \pm 2.6	64.0 \pm 2.4	143(\times 1.4)	102	2.3(\times 1.2)	2.0
	DualPrompt	85.1 \pm 0.2	84.9 \pm 0.9	68.1 \pm 0.1	67.0 \pm 1.0	78.0 \pm 1.5	77.2 \pm 1.9	133(\times 1.3)	101	2.1(\times 1.2)	1.8
	CODA-Prompt	83.3 \pm 0.9	82.1 \pm 1.9	59.0 \pm 0.3	58.3 \pm 1.8	71.4 \pm 0.8	70.9 \pm 2.7	164(\times 1.1)	151	6.9(\times 1.2)	5.7
	HiDe-Prompt	88.5 \pm 0.7	89.2 \pm 1.6	64.5 \pm 0.5	64.4 \pm 1.0	94.9 \pm 0.4	94.5 \pm 0.8	130(\times 1.7)	76	4.1(\times 1.7)	2.4
	ConvPrompt	87.6 \pm 0.5	87.0 \pm 1.4	67.6 \pm 0.6	67.1 \pm 1.2	94.3 \pm 0.8	94.5 \pm 0.9	381(\times 1.4)	279	2.2(\times 1.1)	2.0
	LAE-Prefix10	83.5 \pm 0.8	84.2 \pm 1.3	61.3 \pm 0.6	61.0 \pm 0.9	70.8 \pm 0.6	70.4 \pm 1.1	57(\times 1.1)	50	1.9(\times 1.1)	1.8
	OVOR	84.2 \pm 0.7	83.9 \pm 1.0	61.0 \pm 0.6	60.6 \pm 1.0	67.2 \pm 0.5	66.9 \pm 0.9	134(\times 1.1)	123	3.1(\times 1.1)	3.0
	UpperBound	92.0 \pm 0.2	—	81.4 \pm 0.1	—	99.6 \pm 0.4	—	143	—	3.2	—
ViT-Ti	L2P	60.3 \pm 0.2	59.3 \pm 1.7	41.2 \pm 0.7	40.3 \pm 1.0	56.1 \pm 2.9	55.2 \pm 2.9	34(\times 1.1)	30	0.5(\times 1.1)	0.5
	DualPrompt	62.9 \pm 0.5	62.5 \pm 0.9	43.6 \pm 0.8	42.7 \pm 1.0	64.0 \pm 1.0	62.9 \pm 1.9	34(\times 1.1)	31	0.4(\times 1.1)	0.4
	CODA-Prompt	67.0 \pm 0.4	65.9 \pm 1.8	49.3 \pm 0.8	48.2 \pm 2.0	66.8 \pm 0.8	65.5 \pm 2.8	36(\times 1.2)	30	2.8(\times 1.1)	2.8
	HiDe-Prompt	72.2 \pm 0.5	72.5 \pm 1.0	44.8 \pm 0.8	45.2 \pm 1.4	92.6 \pm 0.7	93.3 \pm 1.5	23(\times 1.2)	20	0.5(\times 1.1)	0.4
	ConvPrompt	69.1 \pm 0.8	68.5 \pm 1.7	49.8 \pm 0.8	49.1 \pm 1.9	92.4 \pm 0.6	93.4 \pm 0.9	85(\times 1.9)	45	0.5(\times 1.1)	0.5
	LAE-Prefix10	61.3 \pm 0.6	61.3 \pm 1.4	49.7 \pm 0.8	49.6 \pm 1.3	66.8 \pm 0.7	66.0 \pm 1.5	15(\times 1.3)	12	0.4(\times 1.1)	0.4
	OVOR	67.7 \pm 0.8	67.0 \pm 1.3	49.8 \pm 0.7	49.3 \pm 1.2	70.3 \pm 0.6	71.6 \pm 1.7	35(\times 1.1)	32	1.0(\times 1.1)	0.9
	UpperBound	83.0 \pm 0.1	—	77.4 \pm 0.2	—	98.0 \pm 0.9	—	42	—	0.6	—

resource-constrained devices, ranging from 1GB (compatible with Raspberry Pi) to 16GB (compatible with NVIDIA Jetson AGX Xavier). For computational efficiency, we measure *iteration time*, which is linearly correlated with GPU energy usage [22]. We adopt the *final average accuracy* (higher is better) and *forgetting* (lower is better) from various previous works [37, 38, 31, 33]. In Section M, we further evaluate REP directly on NVIDIA Jetson TX2 with 8GB of memory, although it is applicable beyond this specific device.

4.1 Main results

Table 1 presents the efficacy of REP when integrated into prompt-based CL methods across various ViT backbones (ViT-L, ViT-B, and ViT-Ti) and datasets. For a direct comparison of these methods under their original setups, please refer to Section C.

Resource efficiency. Integrating REP into existing prompt-based CL methods substantially reduces computational overhead and memory usage across all model configurations. As shown in Table 1, baseline methods without REP consume up to $1.4\times$, $1.7\times$, and $1.1\times$ more GPU memory than those with REP for ViT-L, ViT-B, and ViT-Ti, respectively. Although the ViT backbones remain frozen, these models still perform backward passes to optimize prompts and classification heads, requiring memory to store large intermediate activations. REP mitigates these memory demands by selectively merging tokens (AToM) and adaptively dropping layers (ALD), thus reducing the memory footprint of intermediate data.

In addition, baseline methods without REP use up to $2.0\times$, $1.7\times$, and $1.9\times$ more training time than those with REP for ViT-L, ViT-B, and ViT-Ti, respectively. These improvements in computational efficiency directly translate into proportionally lower energy consumption. The gains are more marked in ViT-L, as its larger size offers greater room for optimizing computation cost.

Accuracy. While all baseline methods were originally designed and evaluated on a ViT-B backbone, our study broadens their applicability by exploring cost-accuracy trade-offs in on-device CL across a diverse range of ViT architectures. When augmented with our techniques, these methods achieve notable gains in resource efficiency with only marginal accuracy degradation: 0.0–1.2% on Split CIFAR-100, 0.1–1.1% on Split ImageNet-R, and 0.0–0.8% on Split PlantDisease. In some cases,

accuracy even improves with REP; for example, the accuracy of L2P with ViT-L on Split PlantDisease increases from 75.9% to 81.1% when combined with REP. For completeness, the forgetting metric is reported in Section I.

4.2 Ablation studies

We validate our proposed techniques and the chosen hyperparameters, primarily using REP integrated into L2P with the ViT-L backbone (denoted as REP-L2P) on Split ImageNet-R (10 tasks). See Section E for additional results.

Component ablation. In Table 2, we ablate the components of REP to assess their individual contributions. Each row reports performance when the corresponding component is removed. All components contribute substantially to reducing computation time and memory usage, with ALD affecting only computation time, as expected.

Algorithm validation. Conventional token merging (ToMe) [2] and layer dropping (PLD) [41] are specifically designed to accelerate the training of transformer-based models across various domains. To validate the importance of incorporating our adaptive techniques instead in CL, we first evaluate how REP performs in case AToM and ALD are replaced with ToMe and PLD, respectively. The results are presented in (1) of Table 3. Although applying ToMe or PLD improves resource efficiency over the native L2P baseline in Table 1, it results in an accuracy drop of 5.1% or 2.0%, respectively, compared to using our techniques.

Surrogate prompt selection validation. We further validate the effectiveness of our lightweight surrogate-based prompt selection method by comparing it with an alternative that uses the CLS token from intermediate layers of ViT-L (layers 4, 8, and 12). As shown in (2) of Table 3, while using intermediate layers eliminates the need for a separate surrogate, it substantially increases training time, since even a partial ViT-L forward pass is more computationally demanding than running the full surrogate model. Accuracy also drops, with shallower-layer cases showing greater degradation, likely due to their limited access to global context.

Comparison with FIM-based token merging. We also investigate whether additional gradient information, e.g. through the Fisher Information Matrix (FIM) [16], could serve as an alternative to AToM. Specifically, we compare AToM with a FIM-based, gradient-informed merging strategy using L2P with ViT-L on Split ImageNet-R (10 tasks), as shown in (3) of Table 3. Although this approach yields modest accuracy gains (0.1–0.2%), it incurs roughly a 10% increase in training time and memory usage. By contrast, AToM preserves prompt gradients without such overhead, offering a more balanced trade-off between efficiency and forgetting mitigation. This result does not point to a fundamental limitation of FIM-based merging, but rather underscores the difficulty of achieving practical efficiency improvements in its current form.

Comparison with random drop across varying aggressiveness levels. To evaluate ALD against Random Drop with varying aggressiveness, we applied dropping rates of 20%, 25%, 30%, and 50% using L2P with ViT-L on Split ImageNet-R (10 tasks). As shown in (4) of Table 3, higher drop rates reduce training time below that of ALD but lead to substantial accuracy degradation (65–71%),

Table 2: Ablation study of REP’s components, demonstrating their contributions to both resource efficiency and accuracy.

Ablated components	Acc. (\uparrow)	Fgt. (\downarrow)	Iter. time (ms)	Mem. (GB)
REP-L2P	75.3 \pm 1.5	3.6 \pm 0.3	240	4.5
w/o (AToM + ALD)	74.8 \pm 0.8	4.0 \pm 0.8	349	5.5
w/o ($f_{\text{efficient}}$ + ALD)	74.9 \pm 0.8	3.5 \pm 0.8	419	5.6
w/o ($f_{\text{efficient}}$ + AToM)	74.5 \pm 0.8	3.6 \pm 0.7	401	6.5
w/o ALD	74.2 \pm 0.8	4.0 \pm 0.8	270	4.5
w/o AToM	74.5 \pm 0.4	3.4 \pm 0.5	303	5.5
w/o $f_{\text{efficient}}$	74.6 \pm 0.4	2.6 \pm 0.5	326	4.8

Table 3: Effect of using (1) conventional acceleration methods, (2) intermediate layer-based prompt selection method, and (3) Random Drop with diverse drop ratio, compared to our proposed methods.

Method	Acc. (\uparrow)	Fgt. (\downarrow)	Iter. time (ms)	Mem. (GB)
<i>(1) Algorithm validation</i>				
REP-L2P	75.3 \pm 1.5	3.6 \pm 0.3	240	4.5
w/ ToMe	70.2 \pm 0.7	2.6 \pm 0.9	275	3.7
w/ PLD	73.3 \pm 0.7	3.9 \pm 0.7	259	4.5
<i>(2) Surrogate prompt selection validation</i>				
Surrogate	75.3 \pm 1.5	3.6 \pm 0.3	240	4.5
Interm. (4)	74.0 \pm 0.8	3.9 \pm 0.9	264	4.3
Interm. (8)	74.3 \pm 0.7	3.5 \pm 0.9	285	4.3
Interm. (12)	74.6 \pm 0.7	2.6 \pm 0.8	307	4.3
<i>(3) Comparison with FIM-based token merging</i>				
AToM	74.5 \pm 0.8	3.5 \pm 0.8	419	5.6
FIM-based	74.7 \pm 0.9	3.8 \pm 0.4	264	6.2
<i>(4) Comparison with Random Drop</i>				
ALD	75.8 \pm 0.5	3.5 \pm 0.7	401	6.5
Random-20%	71.7 \pm 0.4	5.8 \pm 0.8	409	6.5
Random-25%	70.6 \pm 0.4	6.4 \pm 1.1	398	6.5
Random-30%	68.8 \pm 0.6	7.1 \pm 1.5	385	6.5
Random-50%	65.4 \pm 0.8	9.4 \pm 1.8	363	6.5

making them impractical for continual learning. In contrast, ALD dynamically adjusts the drop ratio, maintaining resource efficiency while minimizing accuracy loss.

AToM and ALD intensity. Table 4 shows the effects of varying intensities of AToM and ALD, focusing on the number of merged tokens (n) in AToM and the keep ratio (θ) in ALD. AToM appears to maintain stable accuracy trends even as more tokens are merged. In contrast, in the case of ALD, a lower keep ratio appears to improve resource efficiency by reducing training time. However, it can markedly impair model accuracy if the ratio is too low. Overall, when used with carefully selected hyperparameters, AToM and ALD can effectively balance resource efficiency and accuracy. Notably, forgetting remains stable when using the default settings ($n = 8$ and $\theta = 0.5$). In Section E, we extend the above study to two additional prompt-based CL methods, including HiDe-Prompt [33] and ConvPrompt [30].

Table 4: REP over varying # of merged tokens (n) and % of keep ratio (θ).

n (w/ $\theta=0.5$)	Acc. (\uparrow)	Fgt. (\downarrow)	Iter. time (ms)	Mem. (GB)
1	75.5 \pm 0.7	3.5 \pm 0.7	268	5.5
2	75.2 \pm 0.7	3.7 \pm 0.7	265	5.5
4	75.3 \pm 0.3	3.3 \pm 0.5	256	5.2
6	75.1 \pm 0.6	3.8 \pm 0.8	253	4.8
8	75.3 \pm 1.5	3.6 \pm 0.3	240	4.5
10	73.6 \pm 1.7	4.7 \pm 1.1	228	4.1

θ (w/ $n=8$)	Acc. (\uparrow)	Fgt. (\downarrow)	Iter. time (ms)	Mem. (GB)
0.1	72.9 \pm 1.4	4.4 \pm 1.5	217	4.5
0.2	73.2 \pm 1.2	4.4 \pm 1.2	223	4.5
0.3	74.4 \pm 1.2	4.1 \pm 0.8	228	4.5
0.4	74.7 \pm 1.0	3.9 \pm 0.5	235	4.5
0.5	75.3 \pm 1.5	3.6 \pm 0.3	240	4.5
0.6	74.8 \pm 0.9	3.6 \pm 0.9	255	4.5
0.7	74.4 \pm 0.6	3.5 \pm 0.5	270	4.5
0.8	74.2 \pm 0.7	3.8 \pm 0.9	277	4.5
0.9	74.3 \pm 0.5	3.6 \pm 0.8	282	4.5

4.3 Additional studies

We further assess the efficacy of REP by applying it to CL methods not covered by Table 1, including two additional non-prompting rehearsal-free methods: such as SLCA [40] and RanPAC [24]. Additionally, we compare REP-L2P with two adapter-based methods, including Online-LoRA [39] and ADAM [15]. More discussions are provided in Section H and Section J, respectively.

4.3.1 Applying REP to non-prompting rehearsal-free methods

SLCA fine-tunes the entire network using distinct learning rates for the representation and fully-connected layers, whereas RanPAC employs a non-trainable random projection to the activations from the pre-trained frozen backbone. For SLCA, we retain the original hyperparameters (e.g., the number of epochs per task), and integrate ConvPrompt to enable parameter-efficient fine-tuning (PEFT), as SLCA lacks native PEFT support. We measure iteration time and memory usage, with ViT-L on Split ImageNet-R (10 tasks).

As shown in Table 5, SLCA incurs high memory overhead even with ConvPrompt, limiting its compatibility with 8GB edge devices. Applying REP reduces both training time and memory usage by up to 48%, making it operational on such resource-constrained devices. Similarly, applying REP to RanPAC reduces iteration time by up to 37% (as shown in Table 6) but does not lower memory usage, as random projections from upsampling dominate the high memory cost.

Table 5: REP on SLCA with ConvPrompt using ViT-L backbone on Split ImageNet-R.

Method	Acc. (\uparrow)	Iter. time (ms)	Mem. (GB)
SLCA	77.2 \pm 1.1	1,311	9.3
REP-SLCA	78.0 \pm 1.3	686	4.8

Table 6: REP on RanPAC using ViT-L backbone on Split ImageNet-R.

Method	Acc. (\uparrow)	Iter. time (ms)	Mem. (GB)
RanPAC	82.4 \pm 0.6	332	8.2
REP-RanPAC	82.0 \pm 1.7	210	8.2

4.3.2 Comparison with adapter-based methods

LoRA-based method. We analyze Online-LoRA using the ViT-L backbone on Split ImageNet-R (10 tasks). As shown in Table 7, this method introduces substantial memory overhead (>20GB), making it incompatible with the memory specifications of most edge devices. This overhead arises

Table 7: Comparison of REP with Online-LoRA using ViT-L backbone on Split ImageNet-R.

Method	Acc. (\uparrow)	Fgt. (\downarrow)	Iter. time (ms)	Mem. (GB)
REP-L2P	75.3 \pm 1.5	2.8 \pm 0.2	240	4.5
Online-LoRA	52.6 \pm 1.8	21.2 \pm 2.6	1,739	20.9

from using replay buffers and multiple forward/backward passes, which significantly inflate both training time and memory usage.

Other adapter-based methods. Next, we look into ADAM, a representative adapter-based CL method. Table 8 presents results using the ViT-L backbone on Split ImageNet-R (20 tasks). While ADAM variants can reduce training costs through lightweight adapters, they often suffer from large memory footprints that exceed the device limits (e.g., 8GB) or from significantly lower accuracy compared to REP-L2P.

Table 8: Comparison of REP with ADAM variants using ViT-L backbone on Split ImageNet-R.

Method	Acc. (\uparrow)	Iter. time (ms)	Mem. (GB)
REP-L2P	72.6 \pm 0.6	240	4.50
VPT-Deep	66.7 \pm 0.4	136	12.6
VPT-Shallow	64.5 \pm 0.5	125	6.9
SSF	72.2 \pm 0.2	147	22.1
Adapter	62.1 \pm 0.1	62	12.0

5 Conclusions

In this work, we introduce Resource-Efficient Prompting (REP), a framework designed to enhance the computational and memory efficiency of prompt-based rehearsal-free continual learning methods. By incorporating surrogate prompt selection, adaptive token merging and adaptive layer dropping, REP selectively streamlines the learning process while preserving task-specific features, significantly reducing resource consumption without compromising accuracy. Experiments on multiple image classification datasets demonstrate that REP achieves substantial efficiency gains over state-of-the-art ViT-based rehearsal-free methods, making it a practical solution for on-device continual learning.

We focus on a standard continual learning setting where task arrivals are predefined as part of the problem formulation. In this setting, REP is designed to operate under the given task order. Curriculum learning, which explicitly determines or optimizes the task sequence, addresses a related but distinct problem. Since our study does not include curriculum-based task scheduling, REP has not been evaluated in scenarios where the task order can be deliberately arranged. Exploring how REP could be combined with curriculum learning strategies is an interesting direction for future research. Moreover, although using a replay buffer may be considered infeasible in real-world scenarios with strict data privacy constraints, on-device CL is already viewed as a privacy-preserving approach, making rehearsal-based REP a promising direction for future investigation.

One limitation of our work is hyperparameter tuning. Following prior works, we tuned the hyperparameters through grid search with 5-fold cross-validation for each task. While this provides an automatic tuning procedure, it may limit the “plug-and-play” applicability of REP. Empirically, we observed that performance is relatively insensitive to variations in α , making it reasonable to fix $\alpha = 0.9$. For τ , the impact is more dataset- and model-dependent, but we found a consistent positive correlation between backbone size and the effective τ value. As future work, we plan to conduct a more detailed study on hyperparameter tuning.

Acknowledgements

This work was supported by the Institute of Information & Communications Technology Planning & Evaluation (IITP) grants (No. RS-2019-II191906, Artificial Intelligence Graduate School Program (POSTECH); No. RS-2025-02304554, Efficient and Scalable Framework for AI Heterogeneous Cluster Systems; No. RS-2022-II220290, Visual Intelligence for Space-Time Understanding and Generation), the National Research Foundation of Korea (NRF) grants (No. 2021R1A2C2012195; No. RS-2024-00354947), and the Electronics and Telecommunications Research Institute (ETRI) grant (No. 25ZS1100, Research on High-Performance Computing to Overcome Limitations of AI), all funded by the Korean government (MSIT).

References

- [1] Jihwan Bang, Heesu Kim, YoungJoon Yoo, Jung-Woo Ha, and Jonghyun Choi. Rainbow memory: Continual learning with a memory of diverse samples. In *CVPR*, 2021.
- [2] Daniel Bolya, Cheng-Yang Fu, Xiaoliang Dai, Peizhao Zhang, Christoph Feichtenhofer, and Judy Hoffman. Token merging: Your vit but faster. In *ICLR*, 2023.
- [3] Mathilde Caron, Hugo Touvron, Ishan Misra, Hervé Jégou, Julien Mairal, Piotr Bojanowski, and Armand Joulin. Emerging properties in self-supervised vision transformers. In *ICCV*, 2021.
- [4] Francisco M Castro, Manuel J Marín-Jiménez, Nicolás Guil, Cordelia Schmid, and Karteek Alahari. End-to-end incremental learning. In *ECCV*, 2018.
- [5] Arslan Chaudhry, Puneet K Dokania, Thalaiyasingam Ajanthan, and Philip HS Torr. Riemannian walk for incremental learning: Understanding forgetting and intransigence. In *ECCV*, 2018.
- [6] Alexey Dosovitskiy, Lucas Beyer, Alexander Kolesnikov, Dirk Weissenborn, Xiaohua Zhai, Thomas Unterthiner, Mostafa Dehghani, Matthias Minderer, Georg Heigold, Sylvain Gelly, Jakob Uszkoreit, and Neil Houlsby. An image is worth 16x16 words: Transformers for image recognition at scale. In *ICLR*, 2021.
- [7] Qiankun Gao, Chen Zhao, Yifan Sun, Teng Xi, Gang Zhang, Bernard Ghanem, and Jian Zhang. A unified continual learning framework with general parameter-efficient tuning. In *ICCV*, 2023.
- [8] Alexander Gepperth and Barbara Hammer. Incremental learning algorithms and applications. In *ESANN*, 2016.
- [9] In Gim and JeongGil Ko. Memory-efficient dnn training on mobile devices. In *MobiSys*, 2022.
- [10] Tyler L. Hayes and Christopher Kanan. Online continual learning for embedded devices. In *CoLLAs*, 2022.
- [11] Kaiming He, Xiangyu Zhang, Shaoqing Ren, and Jian Sun. Deep residual learning for image recognition. In *CVPR*, 2016.
- [12] Dan Hendrycks, Steven Basart, Norman Mu, Saurav Kadavath, Frank Wang, Evan Dorundo, Rahul Desai, Tyler Zhu, Samyak Parajuli, Mike Guo, Dawn Song, Jacob Steinhardt, and Justin Gilmer. The Many Faces of Robustness: A Critical Analysis of Out-of-Distribution Generalization. In *ICCV*, 2021.
- [13] Wei-Cheng Huang, Chun-Fu Chen, and Hsiang Hsu. Ovor: Oneprompt with virtual outlier regularization for rehearsal-free class-incremental learning. In *ICLR*, 2024.
- [14] Dahuin Jung, Dongyoon Han, Jihwan Bang, and Hwanjun Song. Generating instance-level prompts for rehearsal-free continual learning. In *ICCV*, 2023.
- [15] Diederik P. Kingma and Jimmy Ba. Adam: A method for stochastic optimization. In *ICLR*, 2025.
- [16] James Kirkpatrick, Razvan Pascanu, Neil Rabinowitz, Joel Veness, Guillaume Desjardins, Andrei A. Rusu, Kieran Milan, John Quan, Tiago Ramalho, Agnieszka Grabska-Barwinska, Demis Hassabis, Claudia Clopath, Dharshan Kumaran, and Raia Hadsell. Overcoming catastrophic forgetting in neural networks. *Proceedings of the National Academy of Sciences*, 2017.
- [17] Simon Kornblith, Mohammad Norouzi, Honglak Lee, and Geoffrey Hinton. Similarity of neural network representations revisited. In *ICML*, 2019.
- [18] Alex Krizhevsky and Geoffrey Hinton. Learning Multiple Layers of Features from Tiny Images. *Master’s thesis, Department of Computer Science, University of Toronto*, 2009.

- [19] Young D. Kwon, Jagmohan Chauhan, Abhishek Kumar, Pan Hui Hkust, and Cecilia Mascolo. Exploring system performance of continual learning for mobile and embedded sensing applications. In *IEEE/ACM SEC*, 2021.
- [20] Soobee Lee, Minindu Weerakoon, Jonghyun Choi, Minjia Zhang, Di Wang, and Myeongjae Jeon. Carm: Hierarchical episodic memory for continual learning. In *DAC*, 2022.
- [21] Gangmuk Lim, Jeongseob Ahn, Wencong Xiao, Youngjin Kwon, and Myeongjae Jeon. Zico: Efficient gpu memory sharing for concurrent dnn training. In *USENIX ATC*, 2021.
- [22] Xinyue Ma, Suyeon Jeong, Minjia Zhang, Di Wang, Jonghyun Choi, and Myeongjae Jeon. Cost-effective on-device continual learning over memory hierarchy with miro. In *MobiCom*, 2023.
- [23] Michael McCloskey and Neal J. Cohen. Catastrophic interference in connectionist networks: The sequential learning problem. In *Psychology of learning and motivation*, 1989.
- [24] Mark D McDonnell, Dong Gong, Amin Parvaneh, Ehsan Abbasnejad, and Anton Van den Hengel. Ranpac: Random projections and pre-trained models for continual learning. In *NeurIPS*, 2023.
- [25] Sharada Prasanna Mohanty, David Hughes, and Marcel Salathe. Using Deep Learning for Image-Based Plant Disease Detection. *arXiv:1604.0316*, 2016.
- [26] Ameya Prabhu, Philip HS Torr, and Puneet K Dokania. Gdumb: A simple approach that questions our progress in continual learning. In *ECCV*, 2020.
- [27] Ameya Prabhu, Hasan Abed Al Kader Hammoud, Puneet K Dokania, Philip HS Torr, Ser-Nam Lim, Bernard Ghanem, and Adel Bibi. Computationally budgeted continual learning: What does matter? In *CVPR*, 2023.
- [28] Maithra Raghu, Thomas Unterthiner, Simon Kornblith, Chiyuan Zhang, and Alexey Dosovitskiy. Do vision transformers see like convolutional neural networks? In *NeurIPS*, 2021.
- [29] Sylvestre-Alvise Rebuffi, Alexander Kolesnikov, Georg Sperl, and Christoph H Lampert. icarl: Incremental classifier and representation learning. In *CVPR*, 2017.
- [30] Anurag Roy, Riddhiman Moulick, Vinay K Verma, Saptarshi Ghosh, and Abir Das. Convolutional prompting meets language models for continual learning. In *CVPR*, 2024.
- [31] James Seale Smith, Leonid Karlinsky, Vyshnavi Gutta, Paola Cascante-Bonilla, Donghyun Kim, Assaf Arbelle, Rameswar Panda, Rogerio Feris, and Zsolt Kira. Coda-prompt: Continual decomposed attention-based prompting for rehearsal-free continual learning. In *CVPR*, 2023.
- [32] C. Wah, S. Branson, P. Welinder, P. Perona, and S. Belongie. Caltech-UCSD Birds 200. Technical Report CNS-TR-2011-001, Caltech, 2011.
- [33] Liyuan Wang, Jingyi Xie, Xingxing Zhang, Mingyi Huang, Hang Su, and Jun Zhu. Hierarchical decomposition of prompt-based continual learning: Rethinking obscured sub-optimality. In *NeurIPS*, 2023.
- [34] Qipeng Wang, Mengwei Xu, Chao Jin, Xinran Dong, Jinliang Yuan, Xin Jin, Gang Huang, Yunxin Liu, and Xuanzhe Liu. Melon: Breaking the memory wall for resource-efficient on-device machine learning. In *MobiSys*, 2022.
- [35] Yabin Wang, Zhiwu Huang, and Xiaopeng Hong. S-prompts learning with pre-trained transformers: An occam’s razor for domain incremental learning. In *NeurIPS*, 2022.
- [36] Yue Wang, Ziyu Jiang, Xiaohan Chen, Pengfei Xu, Yang Zhao, Yingyan Lin, and Zhangyang Wang. E2-train: Training state-of-the-art cnns with over 80% energy savings. In *NeurIPS*, 2019.
- [37] Zifeng Wang, Zizhao Zhang, Sayna Ebrahimi, Ruoxi Sun, Han Zhang, Chen-Yu Lee, Xiaoqi Ren, Guolong Su, Vincent Perot, Jennifer Dy, and Tomas Pfister. Dualprompt: Complementary prompting for rehearsal-free continual learning. In *ECCV*, 2022.
- [38] Zifeng Wang, Zizhao Zhang, Chen-Yu Lee, Han Zhang, Ruoxi Sun, Xiaoqi Ren, Guolong Su, Vincent Perot, Jennifer Dy, and Tomas Pfister. Learning to prompt for continual learning. In *CVPR*, 2022.
- [39] Xiwen Wei, Guihong Li, and Radu Marculescu. Online-lora: Task-free online continual learning via low rank adaptation. In *WACV*, 2025.
- [40] Gengwei Zhang, Liyuan Wang, Guoliang Kang, Ling Chen, and Yunchao Wei. Slca: Slow learner with classifier alignment for continual learning on a pre-trained model. In *ICCV*, 2023.

- [41] Minjia Zhang and Yuxiong He. Accelerating training of transformer-based language models with progressive layer dropping. In *NeurIPS*, 2020.
- [42] Yuqing Zhao, Divya Saxena, and Jiannong Cao. Memory-efficient domain incremental learning for internet of things. In *SenSys*, 2022.
- [43] Da-Wei Zhou, Qi-Wei Wang, Han-Jia Ye, and De-Chuan Zhan. A model or 603 exemplars: Towards memory-efficient class-incremental learning. In *ICLR*, 2023.
- [44] Jinghao Zhou, Chen Wei, Huiyu Wang, Wei Shen, Cihang Xie, Alan Yuille, and Tao Kong. ibot: Image bert pre-training with online tokenizer. *arXiv preprint arXiv:2111.07832*, 2021.
- [45] Huiping Zhuang, Yuchen Liu, Run He, Kai Tong, Ziqian Zeng, Cen Chen, Yi Wang, and Lap-Pui Chau. F-oal: Forward-only online analytic learning with fast training and low memory footprint in class incremental learning. In *NeurIPS*, 2024.

NeurIPS Paper Checklist

1. Claims

Question: Do the main claims made in the abstract and introduction accurately reflect the paper’s contributions and scope?

Answer: [\[Yes\]](#)

Justification: We ensure that the claims made in the abstract and introduction accurately reflect our contributions and scope.

Guidelines:

- The answer NA means that the abstract and introduction do not include the claims made in the paper.
- The abstract and/or introduction should clearly state the claims made, including the contributions made in the paper and important assumptions and limitations. A No or NA answer to this question will not be perceived well by the reviewers.
- The claims made should match theoretical and experimental results, and reflect how much the results can be expected to generalize to other settings.
- It is fine to include aspirational goals as motivation as long as it is clear that these goals are not attained by the paper.

2. Limitations

Question: Does the paper discuss the limitations of the work performed by the authors?

Answer: [\[Yes\]](#)

Justification: We discuss the limitations of our method in Section 5, including specific learning environments and learning algorithms that affect the broader applicability of this work.

Guidelines:

- The answer NA means that the paper has no limitation while the answer No means that the paper has limitations, but those are not discussed in the paper.
- The authors are encouraged to create a separate "Limitations" section in their paper.
- The paper should point out any strong assumptions and how robust the results are to violations of these assumptions (e.g., independence assumptions, noiseless settings, model well-specification, asymptotic approximations only holding locally). The authors should reflect on how these assumptions might be violated in practice and what the implications would be.
- The authors should reflect on the scope of the claims made, e.g., if the approach was only tested on a few datasets or with a few runs. In general, empirical results often depend on implicit assumptions, which should be articulated.
- The authors should reflect on the factors that influence the performance of the approach. For example, a facial recognition algorithm may perform poorly when image resolution is low or images are taken in low lighting. Or a speech-to-text system might not be used reliably to provide closed captions for online lectures because it fails to handle technical jargon.

- The authors should discuss the computational efficiency of the proposed algorithms and how they scale with dataset size.
- If applicable, the authors should discuss possible limitations of their approach to address problems of privacy and fairness.
- While the authors might fear that complete honesty about limitations might be used by reviewers as grounds for rejection, a worse outcome might be that reviewers discover limitations that aren't acknowledged in the paper. The authors should use their best judgment and recognize that individual actions in favor of transparency play an important role in developing norms that preserve the integrity of the community. Reviewers will be specifically instructed to not penalize honesty concerning limitations.

3. Theory assumptions and proofs

Question: For each theoretical result, does the paper provide the full set of assumptions and a complete (and correct) proof?

Answer: [NA]

Justification: Our method does not require the full set of assumptions and a complete proof. Our method introduces two scheduling algorithms that are intuitive to understand.

Guidelines:

- The answer NA means that the paper does not include theoretical results.
- All the theorems, formulas, and proofs in the paper should be numbered and cross-referenced.
- All assumptions should be clearly stated or referenced in the statement of any theorems.
- The proofs can either appear in the main paper or the supplemental material, but if they appear in the supplemental material, the authors are encouraged to provide a short proof sketch to provide intuition.
- Inversely, any informal proof provided in the core of the paper should be complemented by formal proofs provided in appendix or supplemental material.
- Theorems and Lemmas that the proof relies upon should be properly referenced.

4. Experimental result reproducibility

Question: Does the paper fully disclose all the information needed to reproduce the main experimental results of the paper to the extent that it affects the main claims and/or conclusions of the paper (regardless of whether the code and data are provided or not)?

Answer: [Yes]

Justification: We include detailed explanations of our methods along with pseudo code, how to set hyperparameters, and how to split datasets to create continuous tasks to train in the paper. Nonetheless, we attach the experimental code as a supplementary file for reproducibility.

Guidelines:

- The answer NA means that the paper does not include experiments.
- If the paper includes experiments, a No answer to this question will not be perceived well by the reviewers: Making the paper reproducible is important, regardless of whether the code and data are provided or not.
- If the contribution is a dataset and/or model, the authors should describe the steps taken to make their results reproducible or verifiable.
- Depending on the contribution, reproducibility can be accomplished in various ways. For example, if the contribution is a novel architecture, describing the architecture fully might suffice, or if the contribution is a specific model and empirical evaluation, it may be necessary to either make it possible for others to replicate the model with the same dataset, or provide access to the model. In general, releasing code and data is often one good way to accomplish this, but reproducibility can also be provided via detailed instructions for how to replicate the results, access to a hosted model (e.g., in the case of a large language model), releasing of a model checkpoint, or other means that are appropriate to the research performed.
- While NeurIPS does not require releasing code, the conference does require all submissions to provide some reasonable avenue for reproducibility, which may depend on the nature of the contribution. For example

- (a) If the contribution is primarily a new algorithm, the paper should make it clear how to reproduce that algorithm.
- (b) If the contribution is primarily a new model architecture, the paper should describe the architecture clearly and fully.
- (c) If the contribution is a new model (e.g., a large language model), then there should either be a way to access this model for reproducing the results or a way to reproduce the model (e.g., with an open-source dataset or instructions for how to construct the dataset).
- (d) We recognize that reproducibility may be tricky in some cases, in which case authors are welcome to describe the particular way they provide for reproducibility. In the case of closed-source models, it may be that access to the model is limited in some way (e.g., to registered users), but it should be possible for other researchers to have some path to reproducing or verifying the results.

5. Open access to data and code

Question: Does the paper provide open access to the data and code, with sufficient instructions to faithfully reproduce the main experimental results, as described in supplemental material?

Answer: [Yes]

Justification: Reference pre-trained models, learning methods, and datasets are publicly available. Our code is zipped and attached as a supplementary file.

Guidelines:

- The answer NA means that paper does not include experiments requiring code.
- Please see the NeurIPS code and data submission guidelines (<https://nips.cc/public/guides/CodeSubmissionPolicy>) for more details.
- While we encourage the release of code and data, we understand that this might not be possible, so “No” is an acceptable answer. Papers cannot be rejected simply for not including code, unless this is central to the contribution (e.g., for a new open-source benchmark).
- The instructions should contain the exact command and environment needed to run to reproduce the results. See the NeurIPS code and data submission guidelines (<https://nips.cc/public/guides/CodeSubmissionPolicy>) for more details.
- The authors should provide instructions on data access and preparation, including how to access the raw data, preprocessed data, intermediate data, and generated data, etc.
- The authors should provide scripts to reproduce all experimental results for the new proposed method and baselines. If only a subset of experiments are reproducible, they should state which ones are omitted from the script and why.
- At submission time, to preserve anonymity, the authors should release anonymized versions (if applicable).
- Providing as much information as possible in supplemental material (appended to the paper) is recommended, but including URLs to data and code is permitted.

6. Experimental setting/details

Question: Does the paper specify all the training and test details (e.g., data splits, hyperparameters, how they were chosen, type of optimizer, etc.) necessary to understand the results?

Answer: [Yes]

Justification: We describe basic experimental methodology in Section 4 in the main paper, and discuss additional details on implementations and hyperparameters in Section B.2.

Guidelines:

- The answer NA means that the paper does not include experiments.
- The experimental setting should be presented in the core of the paper to a level of detail that is necessary to appreciate the results and make sense of them.
- The full details can be provided either with the code, in appendix, or as supplemental material.

7. Experiment statistical significance

Question: Does the paper report error bars suitably and correctly defined or other appropriate information about the statistical significance of the experiments?

Answer: [Yes]

Justification: We calculated the performance for all experiment 5 times, and reported the mean and standard deviations.

Guidelines:

- The answer NA means that the paper does not include experiments.
- The authors should answer "Yes" if the results are accompanied by error bars, confidence intervals, or statistical significance tests, at least for the experiments that support the main claims of the paper.
- The factors of variability that the error bars are capturing should be clearly stated (for example, train/test split, initialization, random drawing of some parameter, or overall run with given experimental conditions).
- The method for calculating the error bars should be explained (closed form formula, call to a library function, bootstrap, etc.)
- The assumptions made should be given (e.g., Normally distributed errors).
- It should be clear whether the error bar is the standard deviation or the standard error of the mean.
- It is OK to report 1-sigma error bars, but one should state it. The authors should preferably report a 2-sigma error bar than state that they have a 96% CI, if the hypothesis of Normality of errors is not verified.
- For asymmetric distributions, the authors should be careful not to show in tables or figures symmetric error bars that would yield results that are out of range (e.g. negative error rates).
- If error bars are reported in tables or plots, The authors should explain in the text how they were calculated and reference the corresponding figures or tables in the text.

8. Experiments compute resources

Question: For each experiment, does the paper provide sufficient information on the computer resources (type of compute workers, memory, time of execution) needed to reproduce the experiments?

Answer: [Yes]

Justification: We discuss relevant details in Section 4 and Section M.1.

Guidelines:

- The answer NA means that the paper does not include experiments.
- The paper should indicate the type of compute workers CPU or GPU, internal cluster, or cloud provider, including relevant memory and storage.
- The paper should provide the amount of compute required for each of the individual experimental runs as well as estimate the total compute.
- The paper should disclose whether the full research project required more compute than the experiments reported in the paper (e.g., preliminary or failed experiments that didn't make it into the paper).

9. Code of ethics

Question: Does the research conducted in the paper conform, in every respect, with the NeurIPS Code of Ethics <https://neurips.cc/public/EthicsGuidelines>?

Answer: [Yes]

Justification: We comprehensively read the ethics guidelines and confirm that we do not violate anonymity of the review process.

Guidelines:

- The answer NA means that the authors have not reviewed the NeurIPS Code of Ethics.
- If the authors answer No, they should explain the special circumstances that require a deviation from the Code of Ethics.
- The authors should make sure to preserve anonymity (e.g., if there is a special consideration due to laws or regulations in their jurisdiction).

10. Broader impacts

Question: Does the paper discuss both potential positive societal impacts and negative societal impacts of the work performed?

Answer: [Yes]

Justification: We discuss about societal impacts in Section N.

Guidelines:

- The answer NA means that there is no societal impact of the work performed.
- If the authors answer NA or No, they should explain why their work has no societal impact or why the paper does not address societal impact.
- Examples of negative societal impacts include potential malicious or unintended uses (e.g., disinformation, generating fake profiles, surveillance), fairness considerations (e.g., deployment of technologies that could make decisions that unfairly impact specific groups), privacy considerations, and security considerations.
- The conference expects that many papers will be foundational research and not tied to particular applications, let alone deployments. However, if there is a direct path to any negative applications, the authors should point it out. For example, it is legitimate to point out that an improvement in the quality of generative models could be used to generate deepfakes for disinformation. On the other hand, it is not needed to point out that a generic algorithm for optimizing neural networks could enable people to train models that generate Deepfakes faster.
- The authors should consider possible harms that could arise when the technology is being used as intended and functioning correctly, harms that could arise when the technology is being used as intended but gives incorrect results, and harms following from (intentional or unintentional) misuse of the technology.
- If there are negative societal impacts, the authors could also discuss possible mitigation strategies (e.g., gated release of models, providing defenses in addition to attacks, mechanisms for monitoring misuse, mechanisms to monitor how a system learns from feedback over time, improving the efficiency and accessibility of ML).

11. Safeguards

Question: Does the paper describe safeguards that have been put in place for responsible release of data or models that have a high risk for misuse (e.g., pretrained language models, image generators, or scraped datasets)?

Answer: [NA]

Justification: We do not release any new datasets or models. We provide simple compute-skipping techniques for existing continual learning methods using pre-trained models.

Guidelines:

- The answer NA means that the paper poses no such risks.
- Released models that have a high risk for misuse or dual-use should be released with necessary safeguards to allow for controlled use of the model, for example by requiring that users adhere to usage guidelines or restrictions to access the model or implementing safety filters.
- Datasets that have been scraped from the Internet could pose safety risks. The authors should describe how they avoided releasing unsafe images.
- We recognize that providing effective safeguards is challenging, and many papers do not require this, but we encourage authors to take this into account and make a best faith effort.

12. Licenses for existing assets

Question: Are the creators or original owners of assets (e.g., code, data, models), used in the paper, properly credited and are the license and terms of use explicitly mentioned and properly respected?

Answer: [Yes]

Justification: We properly credited the creators of the publicly available models and datasets by citing the direct links to the websites or original papers where possible.

Guidelines:

- The answer NA means that the paper does not use existing assets.
- The authors should cite the original paper that produced the code package or dataset.
- The authors should state which version of the asset is used and, if possible, include a URL.
- The name of the license (e.g., CC-BY 4.0) should be included for each asset.

- For scraped data from a particular source (e.g., website), the copyright and terms of service of that source should be provided.
- If assets are released, the license, copyright information, and terms of use in the package should be provided. For popular datasets, paperswithcode.com/datasets has curated licenses for some datasets. Their licensing guide can help determine the license of a dataset.
- For existing datasets that are re-packaged, both the original license and the license of the derived asset (if it has changed) should be provided.
- If this information is not available online, the authors are encouraged to reach out to the asset's creators.

13. New assets

Question: Are new assets introduced in the paper well documented and is the documentation provided alongside the assets?

Answer: [Yes]

Justification: We include our code as an asset in its original form along with an appropriate level of documentation.

Guidelines:

- The answer NA means that the paper does not release new assets.
- Researchers should communicate the details of the dataset/code/model as part of their submissions via structured templates. This includes details about training, license, limitations, etc.
- The paper should discuss whether and how consent was obtained from people whose asset is used.
- At submission time, remember to anonymize your assets (if applicable). You can either create an anonymized URL or include an anonymized zip file.

14. Crowdsourcing and research with human subjects

Question: For crowdsourcing experiments and research with human subjects, does the paper include the full text of instructions given to participants and screenshots, if applicable, as well as details about compensation (if any)?

Answer: [NA]

Justification: We did not utilize crowdsourcing or human subjects.

Guidelines:

- The answer NA means that the paper does not involve crowdsourcing nor research with human subjects.
- Including this information in the supplemental material is fine, but if the main contribution of the paper involves human subjects, then as much detail as possible should be included in the main paper.
- According to the NeurIPS Code of Ethics, workers involved in data collection, curation, or other labor should be paid at least the minimum wage in the country of the data collector.

15. Institutional review board (IRB) approvals or equivalent for research with human subjects

Question: Does the paper describe potential risks incurred by study participants, whether such risks were disclosed to the subjects, and whether Institutional Review Board (IRB) approvals (or an equivalent approval/review based on the requirements of your country or institution) were obtained?

Answer: [NA]

Justification: We did not utilize crowdsourcing or human subjects.

Guidelines:

- The answer NA means that the paper does not involve crowdsourcing nor research with human subjects.
- Depending on the country in which research is conducted, IRB approval (or equivalent) may be required for any human subjects research. If you obtained IRB approval, you should clearly state this in the paper.

- We recognize that the procedures for this may vary significantly between institutions and locations, and we expect authors to adhere to the NeurIPS Code of Ethics and the guidelines for their institution.
- For initial submissions, do not include any information that would break anonymity (if applicable), such as the institution conducting the review.

16. **Declaration of LLM usage**

Question: Does the paper describe the usage of LLMs if it is an important, original, or non-standard component of the core methods in this research? Note that if the LLM is used only for writing, editing, or formatting purposes and does not impact the core methodology, scientific rigor, or originality of the research, declaration is not required.

Answer: [NA]

Justification: We did not include LLM for developing our core methods.

Guidelines:

- The answer NA means that the core method development in this research does not involve LLMs as any important, original, or non-standard components.
- Please refer to our LLM policy (<https://neurips.cc/Conferences/2025/LLM>) for what should or should not be described.

A Algorithm details

Algorithm 1 Adaptive Token Merging (AToM)

Input: Initial set of all tokens T ; Set of prompt tokens P ;

Number of model layers L ;

Maximum number of tokens to merge r_{\max}

Initialize: $T'_{\text{final}} \leftarrow T$;

```

1: for  $l \in \{1, 2, \dots, L\}$  do
2:    $T_{\text{attn}} \leftarrow \text{MSA}(T'_{\text{final}})$ 
3:    $T_{\text{eligible}} \leftarrow T_{\text{attn}} \setminus P$ 
4:    $\delta \leftarrow \frac{r_{\max}}{L-1}$ 
5:    $n' \leftarrow \min(\delta \times (l-1), r_{\max})$ 
6:    $T'_{\text{merged}} \leftarrow \text{Merge}(T_{\text{eligible}}, n')$ 
7:    $T_{\text{concat}} \leftarrow \text{Concat}(T'_{\text{merged}}, P)$ 
8:    $T'_{\text{final}} \leftarrow \text{MLP}(T_{\text{concat}}, l)$ 
9: end for
10: return  $T'_{\text{final}}$ 

```

Algorithm 2 Adaptive Layer Dropping (ALD)

Input: Input tensor X ; Keep ratio of layer $\theta_{t,l}$;

Number of layers L ; Minimum ratio $\bar{\theta}$;

Decay rate γ ; Spatial threshold τ ;

Adjustment factor α

```

1: for  $l \in \{1, 2, \dots, L\}$  do
2:   if  $(n(l) - n'(l)) > \tau$  then
3:      $\alpha(l) \leftarrow \alpha$ 
4:   else
5:      $\alpha(l) \leftarrow 1$ 
6:   end if
7:    $\theta_{t,l} \leftarrow \alpha(l) \times ((1 - \bar{\theta}) \exp(-\gamma \cdot t) + \bar{\theta})$ 
8:   if  $\text{Bernoulli}(\theta_{t,l}) = 1$  then
9:      $X_{\text{out}} \leftarrow \text{Exec}(l, X_{\text{out}})$ 
10:  else
11:     $X_{\text{out}} \leftarrow X_{\text{out}}$ 
12:  end if
13: end for
14: return  $X_{\text{out}}$ 

```

B Implementation details

Unless otherwise stated, we use the term **REP-L2P** to denote REP applied to L2P with a ViT-L backbone. Similarly, the notations **L**, **B**, and **Ti** are used to generally denote **ViT-L**, **ViT-B**, and **ViT-Ti** backbones, respectively, in the prompt update the stage of any prompt-based CL method.

B.1 Prompt-based methods for REP

We present details on the multiple prompt-based rehearsal-free CL methods to which REP is integrated for enhancing resource efficiency.

L2P positions prompts at the first layer of the transformer architecture [38]. These prompts are learnable parameters that dynamically evolve with the training process. The mechanism begins with a prompt pool $P = \{p_1, p_2, \dots, p_m\} \subset \mathbb{R}^{L_p \times D}$.

For a given input x_i^j in task T_i , L2P computes a query feature $q(x_i^j) \in \mathbb{R}^D$ to select the corresponding prompt. The prompt p^* is selected based on maximizing the cosine similarity with respect to the

query i.e. input data:

$$p^* = \operatorname{argmax}_{p_k \in P} \sum_{c=1}^{L_p} \frac{\langle q(x_i^j), [p_k]_{(c,:)}^\top \rangle}{\|q(x_i^j)\| \| [p_k]_{(c,:)}^\top \|}, \quad (7)$$

where $[p_k]_{(c,:)}$ is the c -th row of p_k .

The selected prompt p^* is concatenated with the input embedding $z(x_i^j)$ to form the prompt-augmented input $z'(x_i^j) = [p^*; z(x_i^j)]$. The training objective of L2P balances classification loss L_{class} and prompt-adjustment loss L_{prompt} :

$$L = L_{\text{class}}(z'(x_i^j), y_i^j) + L_{\text{prompt}}(p^*, q(x_i^j)). \quad (8)$$

DualPrompt leverages prompts at multiple layers of the transformer architecture [37]. It introduces a general prompt $g \in \mathbb{R}^{L_g \times D}$ and a set of task-specific prompts $E = \{e_1, e_2, \dots, e_T\} \subset \mathbb{R}^{L_e \times D}$. These prompts are incorporated at specified layers in the transformer model.

For a given input x_i^j in task T_i , the model's transformer layers f are modified by attaching g and e_i to the layers, resulting in a prompted architecture f_{g,e_i} . The feature transformation h_i^j for the input sample x_i^j is then obtained as:

$$h_i^j = f_{g,e_i}(x_i^j). \quad (9)$$

Similar to L2P, DualPrompt optimizes L_{class} and L_{prompt} :

$$L = L_{\text{class}}(h_i^j, y_i^j) + L_{\text{prompt}}(g, e_i). \quad (10)$$

CODA-Prompt decomposes learnable prompts into components and uses an attention mechanism from a pre-trained ViT model to select relevant prompts [31]. Instead of a single prompt, CODA-Prompt learns a set of prompt components $P = \{P_1, P_2, \dots, P_M\}$. The final prompt p is calculated as a weighted sum:

$$p = \sum_m \alpha_m P_m, \quad (11)$$

where weights α are determined based on the query $q(x)$ and keys $K \in \mathbb{R}^{D \times M}$:

$$\alpha = \gamma(q(x), K). \quad (12)$$

When the task changes, the current components are frozen, and a new one is added, promoting orthogonality, denoted as:

$$L_{\text{ortho}}(B) = \|BB^\top - I\|^2, \quad (13)$$

where B represents P , K , or A (A represents the *attention vector*). The full optimization target is:

$$\min_{P^n, K^n, A^n, \phi^n} L(f_\phi(f_{\theta, P, K, A}(x)), y) + \lambda (L_{\text{ortho}}(P) + L_{\text{ortho}}(K) + L_{\text{ortho}}(A)) \quad (14)$$

where P^n , K^n , and A^n are new components, and λ balances the orthogonality loss [31].

HiDe-Prompt decomposes the CL objective into three parts—within-task prediction (WTP), task-identity inference (TII), and task-adaptive prediction (TAP) [33]. It manages uninstructed/instructed representations by modeling each class c with approximate distributions (e.g., Gaussian means μ_c). The overall combined loss is composed with WTP loss (\mathcal{L}_{WTP}), TII loss (\mathcal{L}_{TII}), TAP loss (\mathcal{L}_{TAP}) and a contrastive regularization loss (\mathcal{L}_{CR}):

$$\mathcal{L}_{\text{HiDe}} = \mathcal{L}_{\text{WTP}}(p_t, f_\theta) + \mathcal{L}_{\text{TII}}(\omega; \hat{\mathcal{G}}_c) + \mathcal{L}_{\text{TAP}}(\psi; \mathcal{G}_c) + \lambda \mathcal{L}_{\text{CR}}(p_t, \{\mu_c\}), \quad (15)$$

where p_t is the current prompt, ω, ψ are auxiliary heads, and $\hat{\mathcal{G}}_c, \mathcal{G}_c$ denote distributions of uninstructed/instructed representations for old classes. This hierarchical approach excels under self-supervised pre-training.

ConvPrompt generates layer-wise prompts via convolution on a shared embedding matrix SE [30]. For a layer ℓ and head h , it produces M prompt components $\text{PC}_{\ell,h,m}^K, \text{PC}_{\ell,h,m}^V$ by convolving $\text{SE}_{\ell,h}^K$ and $\text{SE}_{\ell,h}^V$ with m th prompt generator $G_{\ell,h,m}$. The final prompt is computed by weighting these components via a projection network and prompt keys:

$$P_{\ell+1,h}^{(K)} = \sum_{m=1}^M s_{\ell,m} \text{PC}_{\ell,h,m}^K, \quad P_{\ell+1,h}^{(V)} = \sum_{m=1}^M s_{\ell,m} \text{PC}_{\ell,h,m}^V. \quad (16)$$

Here, $s_{\ell,m}$ are similarity scores derived from [CLS] embeddings, enabling a *dynamic* prompt composition with small overhead.

OVOR employs a single prompt throughout all tasks, in contrast to methods that maintain a large prompt pool [13]. To further refine decision boundaries, it introduces virtual outlier regularization (VOR), which generates synthetic outliers $\mathbf{v} \in \mathcal{D}_{\text{Outlier}}$ to penalize overconfident predictions outside the training distribution. OVOR’s loss is described as:

$$\mathcal{L}_{\text{VOR}} = \mathbb{E}_{\mathbf{x} \sim \mathcal{D}^t} \left[\mathcal{H}(\hat{\mathbf{y}}^{(\mathbf{x})}, \mathbf{y}) \right] + \lambda \mathbb{E}_{\mathbf{v} \sim \mathcal{D}_{\text{Outlier}}} \left[\text{hinge}(\tau_{\text{Outlier}} - E(\mathbf{v})) \right], \quad (17)$$

where \mathcal{D}^t is the training set for task t , \mathcal{H} is a cross-entropy or similar classification loss, $\hat{\mathbf{y}}^{(\mathbf{x})}$ the model prediction, and \mathbf{y} the ground-truth label for \mathbf{x} . The term $E(\mathbf{v})$ is an energy-based confidence measure, while penalizing overconfidence for outliers. Despite using only one prompt for all tasks, OVOR reports strong results by restricting overconfident predictions and minimizing overhead.

LAE reframes prompts as an instance of parameter-efficient fine-tuning (PEFT), incorporating additional modules (Adapters or LoRA) to mitigate forgetting [7]. It accumulates multi-task knowledge through online/offline PET modules and ensembles them at inference. Concretely, it defines an online PET $\theta_{\text{pet}}^{\text{on}}$ for new tasks and an offline PET $\theta_{\text{pet}}^{\text{off}}$ for older tasks:

$$\theta_{\text{pet}}^{\text{off}} \leftarrow \alpha \theta_{\text{pet}}^{\text{off}} + (1 - \alpha) \theta_{\text{pet}}^{\text{on}}, \quad (18)$$

where α is close to 1 (EMA update). During inference, LAE combines the outputs of these two experts to better handle both novel and historical tasks.

B.2 Hyperparameters and configurations

For all prompt-based CL methods, we employ the ADAM optimizer [15] with hyperparameters $\beta_1 = 0.990$ and $\beta_2 = 0.999$, following their original implementation. For prompt selection, we set the prompt pool size to 10 and the prompt length to 5, following the original implementations of L2P, DualPrompt, and HiDe-Prompt. For CODA-Prompt, we implement a cosine-decay learning rate strategy described in [31], while other prompt-based baselines use a fixed learning rate of 1.875×10^{-3} by default.

We consistently use the mini-batch size of 16 for all methods to maintain a uniform computational load for each training iteration. For fair comparisons, each method performs 1875, 1080, and 2583 iterations per task for Split CIFAR-100 [18], Split ImageNet-R [12], and Split PlantDisease [25], respectively. This setup ensures that among prompt-based methods, iteration time itself correlates linearly with energy usage, as training wall-clock time similarly reflects energy consumption, as discussed in the main paper.

C Competing methods with original setups

For the evaluation of baseline methods in the main paper, we adhere to the hyperparameters specified in the original studies, except for the *number of iterations per task* and *batch size*. We adopt a smaller batch size to account for on-device memory limitations, which prevent the use of the original batch sizes. Nonetheless, we present the results of REP-L2P, comparing with L2P, DualPrompt, CODA-Prompt, HiDe-Prompt, ConvPrompt, LAE, and OVOR using their original hyperparameters in Table 9 and Table 10, respectively. In these experiments, we measure wall-clock GPU time rather than iteration time to ensure a fair comparison across diverse original settings. The results demonstrate that although these methods are based on the ViT-B backbone, most of them consume significantly more memory than REP-L2P, primarily due to their originally large batch sizes.

Table 9: Results on Split CIFAR-100, with ViT-B as the backbone (following their original setups).

Method	Acc. (\uparrow)	Fgt. (\downarrow)	GPU time (s)	Mem. (GB)
REP-L2P	87.0 \pm 1.3	4.5 \pm 0.1	4,421	4.5
L2P-B	84.4 \pm 0.7	7.4 \pm 0.4	2,803	14.2
DualPrompt-B	85.3 \pm 0.8	5.2 \pm 0.1	2,624	12.3
CODA-Prompt-B	86.1 \pm 0.7	1.7 \pm 0.3	3,227	18.8
HiDe-Prompt-B	92.2 \pm 0.4	3.2 \pm 0.4	20,169	5.3
ConvPrompt-B	88.6 \pm 0.6	3.4 \pm 0.4	6,544	14.8
LAE-Prefix10-B	84.8 \pm 0.6	4.9 \pm 0.8	1125	2.8
OVOR-B	85.3 \pm 0.6	4.8 \pm 0.8	2,637	8.4

Table 10: Results on Split ImageNet-R, with ViT-B as the backbone (following their original setups).

Method	Acc. (\uparrow)	Fgt. (\downarrow)	GPU time (s)	Mem. (GB)
REP-L2P	75.3 \pm 1.5	3.6 \pm 0.3	2,542	4.5
L2P-B	59.7 \pm 0.8	9.7 \pm 0.5	1,610	14.2
DualPrompt-B	67.5 \pm 0.9	4.7 \pm 0.2	1,508	12.3
CODA-Prompt-B	70.5 \pm 0.7	1.6 \pm 0.1	1,854	18.8
HiDe-Prompt-B	75.0 \pm 0.5	2.4 \pm 0.6	11,588	5.3
ConvPrompt-B	76.3 \pm 0.5	3.6 \pm 0.5	3,760	14.8
LAE-Prefix10-B	70.8 \pm 0.8	8.8 \pm 0.9	646	14.8
OVOR-B	73.2 \pm 0.8	4.5 \pm 0.9	1,516	8.4

D Preliminary empirical studies

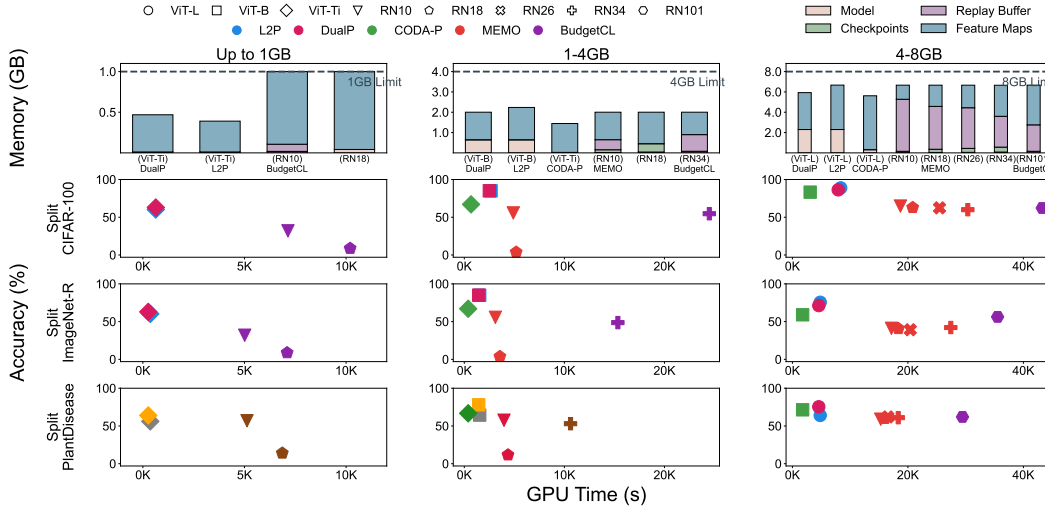


Figure 5: Cost-accuracy trade-offs of various ViT- and CNN-based methods over three different memory budgets: up to 1GB, 1–4GB, and 4–8GB. The memory breakdown of each method is in the first row. Experiments on Split CIFAR-100, Split ImageNet-R, and Split PlantDisease are on the second, third, and fourth row, respectively. ViT-based methods consistently outperform CNN-based methods by a large margin.

In this studies, we uncover the cost-accuracy trade-offs to highlight the impact of each baseline method on the accuracy gained relative to its training cost. Here, we limit the memory to a maximum of 8GB. We employ L2P [38], DualPrompt [37], and CODA-Prompt [31] as representative ViT-based prompting methods. To demonstrate the effectiveness of prompting methods, we also incorporate two state-of-the-art CNN-based methods, such as BudgetCL [27] and MEMO [43]. Both BudgetCL and MEMO improve model accuracy by leveraging spare memory to store and replay past samples, with MEMO additionally storing model checkpoints from history. These methods also use ImageNet

pre-trained models as backbones: ResNet-10 (RN10; 5M), ResNet-18(RN18; 11M), ResNet-26 (RN26; 14M), ResNet-34 (RN34;22M), and ResNet-101 (RN101; 43M) models.

For BudgetCL and MEMO, we adopt the SGD optimizer with a learning rate scheduling and a weight decay, following their original papers [27, 43]. Both methods construct mini-batches of 16 samples, with 8 samples from the new task and 8 from prior tasks in the replay buffer. We adopt the setup in [43] and train for 200 epochs across all datasets. Thus, BudgetCL and MEMO perform more iterations per epoch with a larger replay buffer, resulting in longer training time and higher energy usage. For fair comparisons, we group methods by memory usage.

Figure 5 visually represents the comparison results across device memory capacities and datasets. In each graph, the x-axis indicates GPU wall-clock time, which corresponds to energy cost (lower is better), while the y-axis indicates final average accuracy (higher is better). Thus, a more cost-effective method appears closer to the upper-left corner of the graph. Overall, ViT-based methods outperform CNN-based methods by a large margin, achieving 26–36% higher accuracy with 45–90% less time and energy spent under the same memory budget. We elaborate on two key characteristics that explain these results:

Scaling across varying backbone networks. As we can see in Fig. 5, ViT-based methods scale well, with larger backbone networks overall yielding higher accuracy. In contrast, CNN-based methods scale poorly with increased backbone size. Specifically, on Split ImageNet-R, a more challenging dataset, MEMO/RN34 is only 3.0% better than MEMO/RN18, despite being around twice larger. On Split CIFAR-100, increasing the backbone size yields only limited gains.

Memory efficiency. CNN-based methods are often considered more memory-efficient because they use backbones a magnitude smaller than ViT models. Thus, it is commonly believed that ample memory can be allocated to replay samples or the past model checkpoints [43], which help improve model performance. However, in CL, which involves typical training iterations, a substantial amount of memory must be allocated for feature maps [21], leaving little room for memory buffers. For instance, for a device memory range of 1–4GB in Table 11, the backbone of MEMO/RN18 consumes only 43MB of memory (6.5% of ViT-L), but feature maps occupy as much as 1.7GB (more than ViT-based methods). This causes MEMO/RN18 to be short on memory for the replay buffer, dramatically degrading model accuracy, as observed in Fig. 5.

Table 11: ViT- and CNN-based methods with specific backbone models are mapped to the memory capacity they can fit into. DualP is DualPrompt, and CODA-P is CODA-Prompt.

Memory capacity	Edge device	ViT-based methods	CNN-based methods
4–8GB	Jetson Xavier NX	L2P (ViT-L), DualP (ViT-L) CODA-P (ViT-B)	MEMO (RN26, RN34) BudgetCL (RN101)
1–4GB	Jetson Nano	L2P (ViT-B), DualP (ViT-B) BudgetCL (RN34)	MEMO (RN10, RN18)
Up to 1GB	Raspberry Pi	L2P (ViT-Ti), DualP (ViT-Ti)	BudgetCL (RN10, RN18)

E Extended ablation studies

As the paper mainly discusses the ablation study based on Split ImageNet-R, we here present an extended ablation studies of REP using Split CIFAR-100 (10 tasks). The results are shown in Table 12. Each row reflects performance with the corresponding component removed. Similar to the findings from Split ImageNet-R, the ablation of any component within REP for the Split CIFAR-100 dataset impacts resource efficiency. All components contribute to the reduction of computation time and memory usage, with AToM particularly standing out in both aspects of resource efficiency.

Table 12: Component ablation for Split CIFAR-100. Ablating any component of REP results in lower resource efficiency by increasing training time and memory consumption.

Ablated components	Acc. (\uparrow)	Fgt. (\downarrow)	Iter. time (ms)	Mem. (GB)
REP-L2P	87.0 \pm 1.3	4.5 \pm 0.1	240	4.5
w/o (AToM + ALD)	86.4 \pm 0.4	5.8 \pm 0.8	349	5.5
w/o ($f_{\text{efficient}}$ + ALD)	86.4 \pm 0.2	4.9 \pm 0.8	419	5.6
w/o ($f_{\text{efficient}}$ + AToM)	86.8 \pm 0.7	5.0 \pm 0.4	401	6.5
w/o ALD	85.9 \pm 0.5	5.0 \pm 0.7	270	4.5
w/o AToM	86.1 \pm 0.2	4.7 \pm 0.7	303	5.5
w/o $f_{\text{efficient}}$	86.1 \pm 0.5	4.0 \pm 0.4	326	4.8

Next, we perform algorithm validation on Split CIFAR-100 (10 tasks), for which we present the results in Table 13. Consistent with the Split ImageNet-R results, using static token merging (ToMe) [2] or progressive layer dropping (PLD) [41] instead of adaptive token merging (AToM) or adaptive layer dropping (ALD) negatively affects model accuracy. This experiment further corroborates the efficacy of our proposed algorithms for optimizing resource usage without compromising the model accuracy in CL setup. We further extend our analysis from Table 4 by evaluating two additional prompt-based CL methods, including HiDe-Prompt (denoted as REP-HiDeP) and ConvPrompt (denoted as REP-ConvP), with results detailed in Table 14. These results show a trend consistent with Table 4.

Table 13: Algorithm validation for Split CIFAR-100. Changing our algorithms to conventional token merging (ToMe) or progressive layer dropping (PLD) harms model accuracy.

	Acc. (\uparrow)	Fgt. (\downarrow)	Iter. time (ms)	Mem. (GB)
REP-L2P	87.0 \pm 1.3	4.5 \pm 0.1	240	4.5
w/ ToMe	83.6 \pm 0.1	3.7 \pm 0.6	275	3.7
w/ PLD	84.4 \pm 0.4	4.9 \pm 0.8	259	4.5

Table 14: REP over diverse # of merged tokens (n) and % of keep ratio (θ), using HiDe-Prompt and ConvPrompt.

Method	n (w/ $\theta=0.5$)	Acc. (\uparrow)	Fgt. (\downarrow)	Iter. time (ms)	Mem. (GB)
REP-HiDeP	2	78.6 \pm 1.5	2.0 \pm 0.3	251	7.3
REP-HiDeP	4	78.3 \pm 1.1	2.1 \pm 0.8	245	7.0
REP-HiDeP	8	78.0 \pm 1.2	2.0 \pm 0.9	227	6.3
REP-ConvP	2	79.1 \pm 1.0	3.4 \pm 0.5	460	5.5
REP-ConvP	4	78.8 \pm 1.3	3.5 \pm 0.6	450	5.1
REP-ConvP	8	78.5 \pm 0.8	3.7 \pm 1.1	417	4.1

Method	θ (w/ $n=8$)	Acc. (\uparrow)	Fgt. (\downarrow)	Iter. time (ms)	Mem. (GB)
REP-HiDeP	0.25	77.8 \pm 1.0	2.4 \pm 0.8	211	6.3
REP-HiDeP	0.50	78.0 \pm 1.2	2.0 \pm 0.9	227	6.3
REP-HiDeP	0.75	77.9 \pm 0.9	2.3 \pm 0.7	255	6.3
REP-ConvP	0.25	78.2 \pm 1.1	3.9 \pm 0.4	387	4.1
REP-ConvP	0.50	78.5 \pm 0.8	3.7 \pm 1.1	417	4.1
REP-ConvP	0.75	78.3 \pm 0.4	4.0 \pm 1.2	469	4.1

F Diverse task sequence lengths

We examine the scalability and robustness of our approach by employing two task sequence lengths, including 5 and 20 tasks, on the Split CIFAR-100 and Split ImageNet-R datasets, respectively. Longer task sequences simulate real-world scenarios more accurately, where CL methods require frequent model updates. The results are shown in Table 15 and Table 16, respectively. Across all scenarios, our method shows consistent preservation of both model accuracy and resource efficiency.

Table 15: Results on Split CIFAR-100 organized as 5 tasks (5T) and 20 tasks (20T), respectively.

Method	Accuracy (\uparrow)				Forgetting (\downarrow)				Iter. time (s)		Mem. (GB)	
	Split CIFAR-100 (5T)		Split CIFAR-100 (20T)		Split CIFAR-100 (5T)		Split CIFAR-100 (20T)		w/o REP	w/ REP	w/o REP	w/ REP
	w/o REP	w/ REP	w/o REP	w/ REP	w/o REP	w/ REP	w/o REP	w/ REP				
L2P-L	88.7 \pm 0.3	88.3 \pm 0.9	84.2 \pm 0.6	83.9 \pm 0.9	4.4 \pm 0.3	4.8 \pm 0.7	6.0 \pm 0.1	6.0 \pm 0.2	447	240	6.5	4.5
DualPrompt-L	87.9 \pm 0.5	87.2 \pm 0.9	83.7 \pm 0.7	83.0 \pm 0.9	4.4 \pm 0.2	4.7 \pm 0.8	6.3 \pm 0.6	6.8 \pm 0.9	424	208	5.9	4.3
CODA-Prompt-L	88.8 \pm 0.6	87.9 \pm 1.1	83.9 \pm 0.4	83.0 \pm 0.8	3.1 \pm 0.2	3.6 \pm 0.9	5.2 \pm 0.3	6.0 \pm 1.2	568	441	13.2	11.0
HiDe-Prompt-L	94.1 \pm 0.9	93.7 \pm 1.4	91.9 \pm 0.9	91.4 \pm 1.2	1.5 \pm 0.6	1.8 \pm 1.0	1.9 \pm 0.8	2.1 \pm 0.9	413	227	7.3	6.3
ConvPrompt-L	89.9 \pm 0.7	89.7 \pm 1.0	88.1 \pm 0.6	87.6 \pm 1.2	2.2 \pm 0.7	2.4 \pm 0.9	2.7 \pm 0.7	3.0 \pm 0.8	560	417	5.4	4.1
LAE-Prefix10-L	85.6 \pm 0.6	85.3 \pm 0.9	83.2 \pm 0.5	82.8 \pm 0.9	4.5 \pm 0.7	4.7 \pm 1.0	6.2 \pm 0.3	6.5 \pm 0.9	185	170	5.1	4.8
OVOR-L	86.9 \pm 0.8	86.4 \pm 1.1	85.4 \pm 0.6	85.0 \pm 0.9	3.2 \pm 0.7	3.6 \pm 1.0	3.0 \pm 0.4	3.2 \pm 0.9	467	362	7.5	6.8

G Additional datasets

We also expand our experiments on REP by incorporating an additional dataset: Split CUB-200 [32], which is designed for fine-grained image classification. Split CUB-200 contains 5,994 bird images

Table 16: Results on Split ImageNet-R organized as 5 tasks (5T) and 20 tasks (20T), respectively.

Method	Accuracy (\uparrow)				Forgetting (\downarrow)				Iter. time (s)		Mem. (GB)	
	Split ImageNet-R (5T)		Split ImageNet-R (20T)		Split ImageNet-R (5T)		Split ImageNet-R (20T)					
	w/o REP	w/ REP	w/o REP	w/ REP	w/o REP	w/ REP	w/o REP	w/ REP	w/o REP	w/ REP	w/o REP	w/ REP
L2P-L	77.5 \pm 0.4	77.1 \pm 0.8	72.8 \pm 0.2	72.6 \pm 0.6	1.0 \pm 0.2	2.0 \pm 0.7	4.7 \pm 0.5	4.5 \pm 0.5	447	240	6.5	4.5
DualPrompt-L	73.1 \pm 0.5	72.5 \pm 0.9	69.5 \pm 0.4	69.0 \pm 1.4	2.2 \pm 0.5	2.6 \pm 1.3	5.0 \pm 0.9	5.8 \pm 0.9	424	208	5.9	4.3
CODA-Prompt-L	76.8 \pm 0.6	76.0 \pm 1.1	73.4 \pm 0.2	72.7 \pm 1.1	1.1 \pm 0.1	1.7 \pm 0.9	5.2 \pm 0.3	5.9 \pm 0.9	568	441	13.2	11.0
HiDe-Prompt-L	79.1 \pm 0.5	78.6 \pm 1.2	78.0 \pm 0.6	77.5 \pm 1.3	1.7 \pm 0.5	2.1 \pm 0.9	2.3 \pm 0.6	2.6 \pm 1.1	413	227	7.3	6.3
ConvPrompt-L	79.9 \pm 0.8	79.5 \pm 1.0	78.3 \pm 0.5	77.8 \pm 1.1	2.7 \pm 0.6	3.0 \pm 0.9	2.9 \pm 0.9	3.3 \pm 0.9	560	417	5.4	4.1
LAE-Prefix10-L	71.7 \pm 0.8	71.4 \pm 1.3	69.8 \pm 0.7	69.3 \pm 0.9	4.1 \pm 0.3	4.3 \pm 0.9	5.0 \pm 0.4	5.4 \pm 0.9	185	170	5.1	4.8
OVOR-L	76.7 \pm 0.8	75.9 \pm 1.3	74.6 \pm 0.5	73.9 \pm 0.9	5.1 \pm 0.7	5.5 \pm 1.0	4.6 \pm 0.6	5.1 \pm 0.9	467	362	7.5	6.8

categorized into 200 classes, which are split into 5 tasks, each having 40 classes. As shown in Table 17, integrating REP achieves resource efficiency by bringing significant reductions in both training time and memory usage.

Table 17: Results on Split CUB-200, using ViT-L as the backbone model.

Method	Acc. (\uparrow)		Fgt. (\downarrow)		Iter. time (ms)		Mem. (GB)	
	w/o REP	w/ REP	w/o REP	w/ REP	w/o REP	w/ REP	w/o REP	w/ REP
L2P-L	74.7 \pm 0.9	74.7 \pm 1.0	6.7 \pm 1.4	6.7 \pm 0.3	447(\times 1.9)	240	6.5(\times 1.4)	4.5
DualPrompt-L	72.4 \pm 0.9	72.1 \pm 0.9	7.8 \pm 0.3	7.9 \pm 0.8	424(\times 2.0)	208	5.9(\times 1.4)	4.3
CODA-Prompt-L	79.5 \pm 0.8	79.0 \pm 1.1	5.8 \pm 0.9	6.0 \pm 0.7	568(\times 1.3)	441	13.2(\times 1.2)	11.0
HiDe-Prompt-L	86.8 \pm 0.5	86.6 \pm 1.0	1.8 \pm 0.8	1.8 \pm 1.3	413(\times 1.8)	227	7.3(\times 1.2)	6.3
ConvPrompt-L	82.7 \pm 0.9	82.2 \pm 0.9	5.3 \pm 0.8	5.7 \pm 0.9	560(\times 1.3)	417	5.4(\times 1.3)	4.1
LAE-Prefix10-L	73.4 \pm 0.7	73.0 \pm 1.2	8.5 \pm 0.8	8.8 \pm 0.7	185(\times 1.1)	170	5.1(\times 1.1)	4.8
OVOR-L	78.6 \pm 0.7	78.0	5.9 \pm 0.9	6.3 \pm 0.9	467(\times 1.3)	362	7.5(\times 1.1)	6.8

H Supplementary evaluations

Self-supervised pre-training. We evaluate REP with HiDe-Prompt [33] under two self-supervised pre-training paradigms, including iBOT21K [44] and DINO [3], using the ViT-B backbone on Split ImageNet-R (10 tasks). As shown in Table 18, REP reduces training time and memory usage by 14–18%, with only 0.6–0.8% of accuracy drop while forgetting remains improved.

Comparison with analytic learning-based CL method. We evaluate F-OAL [45] as the representative analytic learning-based CL method on Split CIFAR-100 (10 tasks). Table 19 demonstrates that REP-L2P can achieve compatible accuracy, with shorter training time. Since F-OAL is an online method, a perfect 1:1 comparison is tricky. Nonetheless, these results suggest that REP can be competitive with F-OAL’s energy efficiency while maintaining similar accuracy. Each method has distinct advantages and disadvantages depending on the context.

Table 18: Effect of REP with HiDe-Prompt under self-supervised pretraining paradigms.

Method	Acc. (\uparrow)	Fgt. (\downarrow)	Iter. time (ms)	Mem. (GB)
HiDe-iBOT	71.5 \pm 0.3	1.4 \pm 0.4	130	4.1
REP-iBOT	70.7 \pm 0.9	0.7 \pm 0.7	76	2.4
HiDe-DINO	68.6 \pm 0.2	1.8 \pm 0.2	130	4.1
REP-DINO	68.0 \pm 0.8	0.7 \pm 0.7	76	2.4

Table 19: Comparison of REP-L2P with F-OAL on Split CIFAR-100.

Method	Acc. (\uparrow)	Fgt. (\downarrow)	Iter. time (ms)	Mem. (GB)
REP-L2P	87.0 \pm 1.3	4.5 \pm 0.1	240	4.5
F-OAL	87.6 \pm 1.4	5.1 \pm 0.3	359	1.6

I Extended main results including forgetting metric

We present the extended results in Table 1, including the forgetting metric. The result is shown in Table 20.

Table 20: Forgetting and computational cost of all competing methods on Split CIFAR-100, Split ImageNet-R, and Split PlantDisease datasets. We report forgetting, iteration time, and memory usage both without and with REP. Iteration time and memory usage are also shown as absolute values, with their multiples indicating how many times larger than REP.

Model	Method	Forgetting (\downarrow)						Iter. time (ms)		Mem. (GB)	
		Split CIFAR-100		Split ImageNet-R		Split PlantDisease		w/o REP	w/ REP	w/o REP	w/ REP
		w/o REP	w/ REP	w/o REP	w/ REP	w/o REP	w/ REP				
ViT-L	L2P	4.7 \pm 0.1	4.5 \pm 0.1	2.8 \pm 0.2	3.4 \pm 0.7	13.2 \pm 3.8	8.7 \pm 2.1	447(\times 1.9)	240	6.5(\times 1.4)	4.5
	DualPrompt	4.5 \pm 0.7	4.9 \pm 0.9	3.8 \pm 0.4	4.1 \pm 0.9	14.8 \pm 3.0	10.1 \pm 3.7	424(\times 2.0)	208	5.9(\times 1.4)	4.3
	CODA-Prompt	4.3 \pm 0.1	4.9 \pm 0.8	3.7 \pm 0.8	4.3 \pm 1.8	14.9 \pm 2.9	15.1 \pm 3.0	568(\times 1.3)	441	13.2(\times 1.2)	11.0
	HiDe-Prompt	1.7 \pm 0.6	1.8 \pm 1.1	2.0 \pm 0.5	2.0 \pm 0.9	1.0 \pm 0.8	1.1 \pm 1.3	413(\times 1.8)	227	7.3(\times 1.2)	6.3
	ConvPrompt	3.0 \pm 0.7	3.1 \pm 0.9	3.4 \pm 0.8	3.7 \pm 1.1	1.2 \pm 0.5	1.2 \pm 1.0	560(\times 1.3)	417	5.4(\times 1.3)	4.1
	LAE-Prefix-10	5.4 \pm 0.8	5.5 \pm 1.0	4.5 \pm 0.5	4.6 \pm 1.2	15.5 \pm 0.8	15.9 \pm 1.4	185(\times 1.1)	170	5.1(\times 1.1)	4.8
	OVOR	2.9 \pm 0.8	3.1 \pm 1.4	4.6 \pm 0.9	4.9 \pm 1.8	14.5 \pm 2.5	14.9 \pm 3.1	467(\times 1.3)	362	7.5(\times 1.1)	6.8
	UpperBound	—	—	—	—	—	—	427	—	9.8	—
ViT-B	L2P	6.6 \pm 0.8	6.7 \pm 0.9	6.6 \pm 1.2	6.1 \pm 1.2	25.9 \pm 2.8	23.5 \pm 2.9	143(\times 1.4)	102	2.3(\times 1.2)	2.0
	DualPrompt	5.6 \pm 0.3	5.6 \pm 0.7	3.7 \pm 0.3	4.3 \pm 1.1	10.5 \pm 1.9	10.9 \pm 2.0	133(\times 1.3)	101	2.1(\times 1.2)	1.8
	CODA-Prompt	6.0 \pm 0.2	6.5 \pm 1.5	6.1 \pm 0.8	6.9 \pm 0.9	18.8 \pm 1.1	19.1 \pm 2.9	164(\times 1.1)	151	6.9(\times 1.2)	5.7
	HiDe-Prompt	1.6 \pm 0.8	1.6 \pm 1.4	1.2 \pm 0.8	1.9 \pm 1.3	1.0 \pm 0.8	1.2 \pm 1.0	130(\times 1.7)	76	4.1(\times 1.7)	2.4
	ConvPrompt	3.7 \pm 0.6	3.9 \pm 1.6	5.5 \pm 0.7	5.9 \pm 1.4	1.6 \pm 0.8	1.8 \pm 1.5	381(\times 1.4)	279	2.2(\times 1.1)	2.0
	LAE-Prefix-10	6.8 \pm 0.9	5.9 \pm 0.7	9.3 \pm 0.9	9.2 \pm 1.0	16.9 \pm 0.8	16.9 \pm 1.2	57(\times 1.1)	50	1.9(\times 1.1)	1.8
	OVOR	5.7 \pm 0.6	5.9 \pm 1.5	4.9 \pm 0.7	5.5 \pm 1.4	20.8 \pm 0.9	21.4 \pm 1.6	134(\times 1.1)	123	3.1(\times 1.1)	3.0
	UpperBound	—	—	—	—	—	—	143	—	3.2	—
ViT-Ti	L2P	16.3 \pm 0.9	16.8 \pm 1.1	9.9 \pm 0.9	10.5 \pm 1.4	31.2 \pm 3.1	29.9 \pm 4.1	34(\times 1.1)	30	0.5(\times 1.1)	0.5
	DualPrompt	15.7 \pm 2.2	15.8 \pm 3.0	8.9 \pm 0.8	9.2 \pm 1.0	25.0 \pm 2.2	26.1 \pm 2.8	34(\times 1.1)	31	0.4(\times 1.1)	0.4
	CODA-Prompt	12.9 \pm 1.6	13.2 \pm 2.3	13.4 \pm 0.7	14.0 \pm 0.8	23.9 \pm 3.3	24.0 \pm 3.8	36(\times 1.2)	30	2.8(\times 1.1)	2.8
	HiDe-Prompt	6.8 \pm 0.7	6.6 \pm 1.3	2.2 \pm 0.5	1.9 \pm 1.3	1.0 \pm 0.8	1.0 \pm 0.4	23(\times 1.2)	20	0.5(\times 1.1)	0.4
	ConvPrompt	10.3 \pm 0.7	11.1 \pm 1.8	14.1 \pm 0.8	15.0 \pm 1.3	1.5 \pm 0.9	1.0 \pm 0.7	85(\times 1.9)	45	0.5(\times 1.1)	0.5
	LAE-Prefix-10	17.1 \pm 0.3	17.1 \pm 0.9	17.0 \pm 0.5	17.8 \pm 0.9	27.6 \pm 0.8	27.9 \pm 1.4	15(\times 1.3)	12	0.4(\times 1.1)	0.4
	OVOR	12.0 \pm 1.5	12.9 \pm 2.7	12.8 \pm 0.8	13.1 \pm 1.5	19.7 \pm 3.1	18.8 \pm 3.9	35(\times 1.1)	32	1.0(\times 1.1)	0.9
	UpperBound	—	—	—	—	—	—	42	—	0.6	—

J Additional related works

J.1 Online or few-shot CL

In on-device CL, the memory capacity for storing data from new tasks may be limited. Thus, one might consider adopting online or few-shot CL methods to save memory costs, as they require fewer new-task samples to be maintained in memory. Offline CL (our setting) typically yields better accuracy with higher resource usage. However, memory allocation for new samples is not a major constraint in offline CL. All prompt-based methods require 155–269MB to store new samples for both Split CIFAR-100 and Split ImageNet-R, accounting for only 3.4–5.9% of REP-L2P’s memory usage. Moreover, modern DL frameworks can store data in storage and proactively prefetch upcoming mini-batches for training, virtually eliminating memory concerns for new samples.

J.2 Advantages of REP over NAS

While NAS (Neural Architecture Search) can be integrated into REP to drop some layers, it usually involves searching the model from scratch, which is time- and computation-consuming. In contrast, our method applies adaptive schedules directly to an existing pre-trained model, significantly saving computation time. So, it can naturally adapt to device-internal resource conditions without relying on external server resources.

K Impact of varying hyperparameter values

Guided by the hyperparameter tuning strategies used in DualPrompt [37] and CODA-Prompt [31], we fine-tuned key hyperparameters for our ALD approach using REP-L2P. Our focus is primarily on optimizing the threshold parameter (α) and the adjustment factor (τ), which are crucial for ALD’s adaptability and efficiency. We conducted a hyperparameter search using 5-fold cross-validation, for which we designate 20% of our training dataset as a validation set. Table 21 summarizes the results.

We further evaluate the impact of varying prompt-selection-related hyperparameters using REP-L2P on subsets of 5-datasets dataset introduced in [38]. Table 22 shows that the primary factor driving computation costs is prompt length, as it introduces more learnable parameters (e.g., with a pool size of 10, increasing prompt length from 5 to 10 increases memory usage by 500 MB and training time by 14%). In contrast, increasing the prompt pool size has almost no impact on training time and memory usage.

Table 21: Results of ALD’s hyperparameter tuning via 5-fold cross-validation.

α	τ									
	6	8	10	12	14	15	16	17	18	20
0.6	74.32	74.62	74.75	74.45	74.87	74.99	74.93	75.12	74.82	74.82
0.7	74.17	74.38	74.45	74.98	74.18	75.06	75.15	75.26	74.43	74.31
0.8	74.48	74.50	74.41	74.36	74.87	75.29	74.91	75.20	74.99	74.39
0.9	74.49	74.36	74.77	74.38	74.58	75.33	75.34	75.42	74.88	74.96
0.95	74.45	74.76	74.39	74.54	74.69	75.39	75.32	75.38	74.76	75.13

Table 22: Effect of prompt pool size on subsets of 5-datasets. The prompt length is 10 by default.

Pool size	Acc. (\uparrow)	Iter. time (ms)	Mem. (GB)
10	62.73	240	4.5
15	63.07	240	4.5
20	63.40	240	4.5
30	63.78	241	4.5

L REP under varying computation budgets

We compare REP-L2P across various computation budgets defined by the number of iterations per task. The comparison results using Split CIFAR-100 (10 tasks) are shown in Table 23. Evidently, the accuracy of REP-L2P is comparable to that of L2P-L across six computation budgets, with the performance gap getting increasingly marginal at lower compute budgets. We observe that the overall accuracy for both methods does not drop significantly with reduced compute budgets. This is attributed to the fact that Split CIFAR-100 is considered a less complex CL benchmark.

Table 23: Impact of REP under various computation budgets (i.e., number of iterations per task).

Method	313	625	938	1250	1563	1875
REP-L2P	84.1	85.5	86.6	86.7	86.6	86.9
L2P-L	84.4	86.3	87.3	87.8	87.8	88.2

M REP on edge devices

Miro [22] introduces a dynamic approach for fine-tuning key design parameters of rehearsal-based CL methods to achieve high model accuracy while simultaneously reducing energy costs, i.e., high *cost-effectiveness*. Miro’s methodology centers on identifying the suitable memory size within the device’s capacity to accommodate both old and new samples for training. We compare REP-L2P with Miro directly on a reference edge device, NVIDIA Jetson TX2. This device is equipped with a 256-core NVIDIA Pascal GPU, 8GB of RAM, and a 32GB eMMC 5.1 drive. The RAM is a single unified memory shared by the CPU and GPU. We report energy usage as joules (J) obtained by multiplying power by time. Power usage is measured by reading the built-in sensor values provided by Jetson devices for the GPU, RAM, CPU, and I/O connection.

M.1 Power usage breakdown

When implementing CL on edge devices, the majority of power consumption that influences energy usage during the training of a new task comes from GPU operations. Figure 6 shows power con-

sumption on NVIDIA Jetson TX2 across individual system components. Static power is measured when the system is inactive, while dynamic power is measured during the training of a ViT-B model. During the training process, power usage surges up to $6.5\times$, with the GPU contributing 60% to the dynamic power.

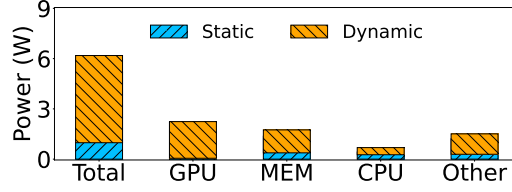


Figure 6: Power breakdown for training a ViT-B model on NVIDIA Jetson TX2.

M.2 REP vs Miro

In this experiment, we explore energy-accuracy trade-offs of REP-L2P and Miro. Figure 7 visually represents the comparison results. In each graph, the x-axis signifies total energy usage (lower is better), while the y-axis signifies final average accuracy (higher is better). Hence, a more cost-effective strategy is positioned closer to the upper-left corner of the graph. Regarding Miro, we maintain the hyperparameters as suggested in the original work [22] but incorporate the use of pre-trained ResNet-18 (RN18; 11M), ResNet-34 (RN34; 22M), and ResNet-50 (RN50; 25M)[11] models instead of non-pre-trained ones to enhance overall performance. For REP-L2P, we vary the number of training iterations per task insertion to match the energy usage of Miro variants with different ResNet models.

When operating within the same energy budget, REP-L2P consistently outperforms Miro variants, achieving 22–33% higher accuracy across datasets. REP-L2P demonstrates superior cost-effectiveness, especially on Split ImageNet-R (10 tasks) compared to Split CIFAR-100 (10 tasks). Both REP-L2P and Miro prove to be memory-efficient to some extent as they fit comfortably within the on-device memory capacity. Although we explore larger ResNet models for Miro, we do not observe the accuracy levels comparable to REP-L2P for either dataset. This experiment also underscores the importance of specifically optimizing vision transformers for on-device CL scenarios to advance performance boundaries.

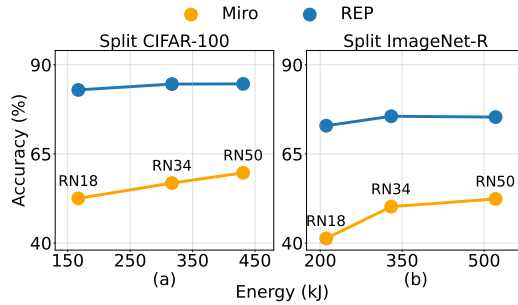


Figure 7: Energy-accuracy trade-offs between REP-L2P and Miro on Split CIFAR-100 (10 tasks) and Split ImageNet-R (10 tasks). To provide a spectrum of energy-accuracy trade-offs, we use pre-trained ResNet-18 (RN18), ResNet-34 (RN34), and ResNet-50 (RN50) for Miro.

N Societal impacts

The proposed method widely promotes AI for robotics agents and surveillance systems with high efficiency. Once the edge AI is easily deployable by the proposed method, the system may be used for monitoring unwanted mass populations. Then, private information such as identity, clothing information, and personal attributes (e.g., age, gender, etc.) could be obtained by adversaries. Although our method has no intention to foster such problematic cases, we do not currently propose secure solutions to prevent them from happening.