

Network Threshold Games*

Alastair Langtry

Sarah Taylor

Yifan Zhang

June 10, 2024

VERY PRELIMINARY

Abstract

This paper studies the general class of games where agents: (1) are embedded on a network, (2) have two possible actions, and (3) these actions are strategic complements. We use a measure of network cohesiveness – the k -core – to provide a novel characterisation of the equilibria. After transforming the network appropriately, the k -core fully describes both the minimal and maximal equilibria, and also provides a partial characterisation of all others. This framework is also the binary action version of the large class of network games with strategic complements and continuous actions.

JEL Codes: D85, O33 *Keywords:* networks, threshold games, strategic complements, contagion, diffusion, coordination

*Langtry: University of Cambridge (email: at127@cam.ac.uk). Taylor: Jesus College, University of Cambridge (email: srt44@cam.ac.uk). Zhang: Christ's College, University of Cambridge (email: yz558@cam.ac.uk). We are grateful to Matt Elliott, Sanjeev Goyal, and George Charlson for helpful comments. This work was supported by the Economic and Social Research Council [award reference ES/P000738/1 and ES/J500033/1]. Any remaining errors are the sole responsibility of the authors.

At their core, threshold games are very simple: each agent has two possible actions (often called 0 and 1 for convenience), and prefers to take action 1 if and only if “enough others” take action 1. This simple set-up has proved hugely applicable. Threshold games can model a huge variety of different phenomena, including the adoption of technologies, the emergence and spread of social norms, participation in social behaviours, and political protest.

Threshold games differ in who the relevant “others” are for an agent, and how to define “enough” of them. In the early wave of threshold games – most notably Granovetter [1978] – the “others” were the whole population, and “enough” was an agent-specific fraction of the population.¹ A later wave of threshold games introduced explicit networks to define relevant “others” as an agent’s neighbours (these could be friends, co-workers, customers/suppliers, geographic neighbours, etc.). Within this wave, there are two branches. They differ in how they think about “enough” neighbours.

The larger branch thinks about “enough” as a fraction of an agent’s total neighbours. Within economics it largely follows Morris [2000], and has been used mostly to think about contagion. The other branch thinks about “enough” as an absolute number of neighbours. It has been used more to think about adoption in a non-contagious fashion. Gagnon and Goyal [2017] is the seminal contribution. To keep things clean, both branches typically kept the threshold the same for all agents, either in fractional terms or in absolute terms (the first branch has considered heterogeneity in the thresholds, but this has come at the cost of less clean characterisations, see for example Acemoglu et al. [2011]).²

Our paper studies the network threshold model with no restrictions whatsoever on the thresholds. Doing so achieves several things.

First, it unifies the two branches of the network threshold games by providing a more general case that nests both. A transformation of the network, such that all agents have the same (absolute) threshold when we play the game on the transformed network helps unlock this analysis. This transformation scales the weight of links by the initial threshold. This gives a more tractable problem, and allows us to use a known measure of network cohesiveness – called a k -core – to characterise equilibria. A k -core is made up of a set of agents who all have at least k links to others in the k -core. So it captures a notion of ‘tightly connected’ parts of a network.

Second, we make progress characterising equilibria. Fractional threshold games have focused on the equilibrium that arises from myopic iteration of best responses (after some exogenous set of agents take the action by assumption). Absolute threshold games have focused on the maximal equilibrium. We provide a clean characterisation of both the maximal and minimal equilibria, as

¹Other important contributions to this early wave include Bass [1969] and Granovetter and Soong [1983, 1986].

²Galeotti et al. [2010] are able to gain traction in a very wide class of games – including both continuous and binary actions, and both strategic complements and substitutes – by restricting what agents know. They consider a setting where agents only know their degree and, conditional on degree, have homogeneous preferences and information. So agents can *only* condition their behaviour on their degree. This radically simplifies their analysis. In contrast, we allow arbitrarily heterogeneous preferences and give agents full information about the network – and so must deal with the network structure head on.

well as a more technical characterisation of all other equilibria. In all cases, this is in terms of k -cores of the transformed network.

Specifically, agents take action 1 in the maximal equilibrium if and only if they are in the k -core of the transformed network. And they take action 1 in the minimal equilibrium if and only if they are not in the k -core of the transformed network that uses the ‘inverse’ of the initial thresholds.³ For all the other (interior) equilibria, a set of agents taking action 1 is an equilibrium if and only if the transformed network restricted to only these agents is a k -core, and adding one agent back to that network would not expand the k -core (i.e. that new agent would not be in it).

As part of this, we show some desirable properties of the minimal and maximal equilibria. When action 1 has positive externalities, the maximal equilibrium is the unique coalition-proof Nash equilibrium, and would be the unique Subgame Perfect Nash equilibrium were agents to move in (any) sequence. This helps formalise the intuition that the maximal equilibrium is the one that arises when there are no coordination failures.

In contrast, the minimal equilibrium arises when agents myopically iterate best responses (starting from everyone taking action 0). Hence, it is the outcome when coordination problems are as severe as possible. More importantly, it means the minimal equilibrium of our model matches the equilibrium studied in papers focused on contagion process. The difference is that, in our case, the set of initial adopters is defined by agents’ preferences (it is those who always prefer action 1, regardless of what their neighbours do). In existing work, an exogenous set of initial adopters must be assumed separately (and in a somewhat ad hoc manner).

Third, our model clarifies the relationship between the solution concepts that have been used to date in the two branches of network threshold games. Both are measures of network cohesiveness. When the threshold is an absolute number, the k -core is the relevant measure. There is a different relevant measure – called a q -cohesive set – when the threshold is a fraction of total neighbours. We show that, viewed from the right angle, these two measures of network cohesiveness are in fact the same.

Fourth, it provides a direct analogue to supermodular network games with continuous actions. When agents are restricted to binary actions, these games collapse to our model. This applies equally to the highly tractable class of games with linear best responses (that follow the seminal contribution of Ballester et al. [2006]), and to the much less tractable class with non-linear best responses.⁴ So our paper can also be viewed as adding an indivisible good assumption into this class of games, and examining the impact this has on outcomes. We show how the indivisibility modifies

³These ‘inverse’ thresholds are agents’ out-degrees minus their initial thresholds. The initial network is then transformed in the same manner, but using the ‘inverse’ thresholds, instead of the initial thresholds.

⁴Zenou and Zhou [2022] provide a way of solving a wide class network games with continuous actions and nonlinear best-response functions. But they provide conditions for existence and uniqueness – they cannot characterise solutions explicitly. A review on the large literature on supermodular games on networks, both with linear and non-linear best replies, is beyond the scope of our paper. Jackson and Zenou [2015], Bramoullé and Kranton [2016] provide reviews of this literature.

many of the classic intuitions from the canonical Ballester et al. [2006] framework. Importantly, it can change shock propagation dramatically. This is related to the seemingly weak bounds on our comparative statics results (which are nothing more than a special case of the monotone comparative statics results of Milgrom and Shannon [1994]). We show by way of examples that they are in fact tight, and hence that the impact of shocks could be zero, or could be unbounded.

Fifth, the extra flexibility afforded by arbitrary thresholds may allow our model to better fit certain applications. It allows for agents who always take action 1, and those who never take action 1, for reasons other than the network structure. As noted above, the initial adopters in a contagion process can be defined by preferences. This will be relevant in settings where there is no exogenous push to create some initial adopters.

The rest of the paper is structured as follows. Section 1 sets out the model. Section 2 sets out the transformation of the network and formally introduces the k -core. Section 3 characterises the equilibria (the maximal, minimal, and other), and presents some desirable properties of the maximal and minimal equilibria. Section 3.4 discusses the comparative statics. Section 4 shows how supermodular network games with continuous actions collapse to our model when an indivisible goods assumption is added, and discusses how the indivisibility alters the classical intuitions. Section 5 then discusses the fractional threshold models (that examine contagion) and shows an equivalence between the k -core and q -cohesive sets (q -cohesive sets are the key measure of interest in the contagion models). Section 6 concludes.

1 Model

There are n agents, with typical agent $i \in N$. Agents are embedded in a weighted and directed network, represented by an $n \times n$ non-negative matrix G .⁵ The entry $G_{ij} \geq 0$ denotes the strength of a link from i to j . An agent j is i 's *neighbour* if and only if $G_{ij} > 0$ (note that this need not be symmetric), and cannot be her own neighbour (so $G_{ii} = 0$ for all i). An agent's degree d_i is the sum of her outward links, i.e. $d_i = \sum_j G_{ij}$. We assume that the network is *strongly connected*.⁶

Each agent simultaneously chooses whether or not to take a binary action, $x_i \in \{0, 1\}$. We assume that actions are 'smooth' strategic complements (this is the standard definition of strategic complementarities, plus some mild smoothness condition).⁷

⁵In an abuse of terminology, we will often refer to G as 'the network'. Formally, the network is denoted by g , and $V(g) \equiv N$ denotes the set of agents and $E(g)$ denotes the set of links between agents.

⁶Formally, this means there is a directed *path* from i to j , for all $i, j \in N$. A directed path is a sequence of agents such that $G_{i,i'} > 0$ for all i, i' such that i immediately precedes i' in the sequence

⁷This property assumes that k_i exists. This is merely for clarity of exposition. It is straightforward to relax.

Property 1 (Smooth strategic complements). *Preferences can be represented by a utility function $u_i(x_i, \sum_j G_{ij}x_j)$ such that*

$$u_i \left(1, \sum_{j \neq i} G_{ij}x_j \right) \geq u_i \left(0, \sum_{j \neq i} G_{ij}x_j \right) \iff \sum_{j \neq i} G_{ij}x_j \geq k_i \text{ for some } k_i \in \mathbb{R}. \quad (1)$$

We assume that preferences and network structures are common knowledge and study Nash Equilibrium. Best responses follow trivially from Property 1, but are nevertheless useful to state:

$$BR_i(\mathbf{x}_{-i}) = \begin{cases} 1 & \text{if } \sum_{j \neq i} G_{ij}x_j > k_i \\ \{0, 1\} & \text{if } \sum_{j \neq i} G_{ij}x_j = k_i \\ 0 & \text{if } \sum_{j \neq i} G_{ij}x_j < k_i \end{cases} \quad (2)$$

In an abuse of terminology we will refer to the pair (G, \mathbf{k}) as the *game*. We say that the game exhibits strict positive spillovers if $u_i(\cdot)$ is strictly increasing in its second argument for all i .

Threshold Games. This is a *threshold game*: agents prefer action 1 if the number of their neighbours taking action 1 is above some threshold. And they prefer action 0 otherwise. Threshold games (sometimes called ‘graphical games’ [Jackson, 2008, S9.2] or ‘two-action network games’ [Jackson and Zenou, 2015, S3.3]) are an extremely widely studied class, both within economics and beyond.

However, they have been typically studied in the case where the threshold is the same for all players – either in absolute terms or as a proportion of an agent’s degree. We will call these special cases *absolute threshold* games ($k_i = k$ for all i) and *fractional threshold* games ($k_i = q \sum_j G_{ij}$ for all i), respectively. It is clear that both are nested by our *heterogeneous threshold* game. Seminal contributions that will nest under our framework therefore include Gagnon and Goyal [2017] (an absolute threshold game) and Morris [2000] (a fractional threshold game). Finally, many games of strategic complements with continuous action will become threshold games when actions are restricted to be binary. We discuss this in detail in Section 4.

2 Technical Preliminaries

2.1 Transforming the game

While absolute threshold and fractional threshold games both have been studied extensively, the heterogeneous threshold case has attracted a lot less attention. This is in large part because it has proved much less tractable.⁸ We are able to gain traction because it turns out we can

⁸At least for for network games. A different way the literature has gained traction is by assuming a mass of agents and that agents only care about aggregate actions in the whole population. This setting permits highly intuitive

convert a heterogeneous threshold model into an absolute threshold one by adjusting the network structure appropriately. This will allow us to leverage existing techniques, and use them to study heterogeneous threshold games. It will also show a form of equivalence between absolute threshold games, and fractional threshold ones.

Starting with any network, G , and set of thresholds, \mathbf{k} , we define an adjusted network, $H(G, \mathbf{k})$, as follows:

Definition 1 (Adjusted network, H). *Consider a set of agents N embedded on a network G .*

1. *Create a non-strategic “shadow” agent, denoted s , who plays $x_s = 1$, and let $H_{si} = \eta$ for all i , some $\eta \geq 1$,*
2. *for i with $k_i > 0$: let $H_{ij} = \frac{G_{ij}}{|k_i|}$ for all $j \in N$, and $H_{is} = 0$,*
3. *for i with $k_i < 0$: let $H_{ij} = \frac{G_{ij}}{|k_i|}$ for all $j \in N$, and $H_{is} = 2$,*
4. *for i with $k_i = 0$: let $H_{ij} = G_{ij}$ for all $j \in N$, and $H_{is} = 1$,*

For clarity, we omit the arguments of $H(\cdot)$ in the definition above, and will do so in the rest of the paper except where doing so would create confusion. Note that H is an $(n + 1) \times (n + 1)$ matrix due to addition of the shadow agent.

Importantly, when playing the same game but using this adjusted network, each agent weakly prefers action 1 (to action 0) if and only if at least one neighbour (in the weighted sense) in this adjusted network takes action 1. When using the network G , agents had heterogeneous, and possibly negative thresholds. But when using the adjusted network, H , they all have a common, positive, threshold. We can formalise this as follows:

Lemma 1 (Transforming the threshold game). *If best responses are described by Equation (2), then they are also described by*

$$BR_i(\mathbf{x}_{-i}) = \begin{cases} 1 & \text{if } \sum_{j \neq i} H_{ij} x_j > 1 \\ \{0, 1\} & \text{if } \sum_{j \neq i} H_{ij} x_j = 1 \\ 0 & \text{if } \sum_{j \neq i} H_{ij} x_j < 1 \end{cases} \quad (3)$$

*Therefore, the games $(H, \mathbf{1})$ and (G, \mathbf{k}) are best response equivalent.*⁹

graphical analysis. The canonical model in this vein is Granovetter [1978]. It comes at the cost of abstracting entirely from the network structure.

⁹Because they have the same best response functions, it is clear that they must also have the same (set of) equilibria. Additionally, as agents only have two possible actions, best response equivalence immediately yields better response equivalence (see Morris and Ui [2004]).

This Lemma shows that the heterogeneous threshold model with a network G is equivalent to an absolute threshold model with a network $H(G, \mathbf{k})$ and a threshold of one. While straightforward, this transformation is helpful. It converts a problem with which the literature has struggled to gain traction, into one that is much easier to analyse.

Figure 1a shows an example of an initial network G and thresholds \mathbf{k} . Figure 1b then shows the transformed network (we omit the thresholds here because they are all equal to one). The transformed network H is created by dividing link weights by the initial threshold values – except when $k_i < 0$. For agent A (who has $k_A = -1$), link weights are not adjusted, but a link to the shadow agent is created. Note that in the interest of clarity, we omit the (directed) links from the shadow agent to all other agents from Figure 1b.

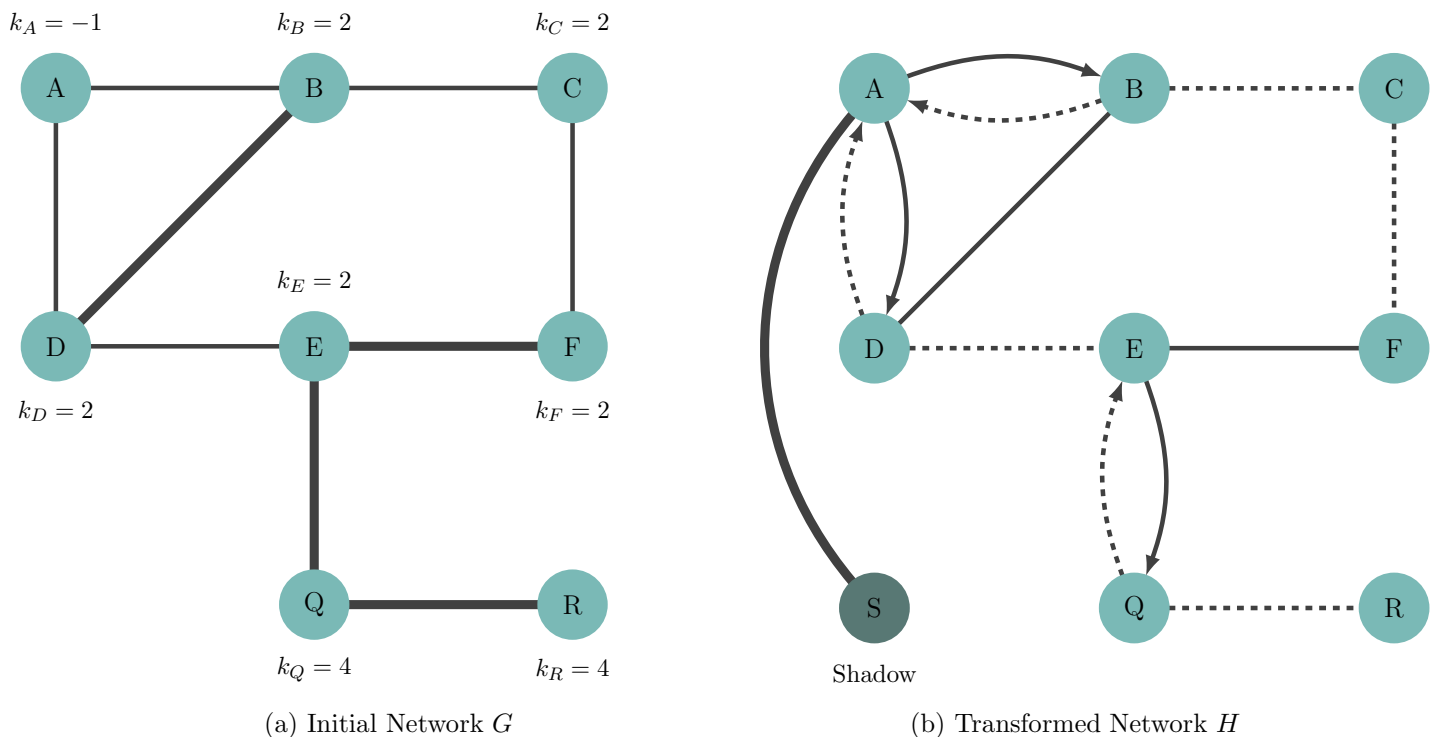


Figure 1: A running example. (a) Initial network and thresholds. (b) Transformed network. Thick solid lines have weight 2. Thin solid lines have weight 1. Dashed lines have weight $1/2$. Lines with no arrow go in both directions. Links from S ('shadow' agent) to all others omitted from panel (b).

We will use this network as a running example throughout the rest of the paper. It will showcase many of our main results. It also immediately apparent from Lemma 1 that any two games, (G, \mathbf{k}) and (G', \mathbf{k}') , are best response equivalent if and only if they have the same adjusted network. So all games (G, \mathbf{k}) that induce the same adjusted network H form an equivalence class.

Corollary 1. *The games (G, \mathbf{k}) and (G', \mathbf{k}') are best response equivalent if and only if $H(G, \mathbf{k}) = H(G', \mathbf{k}')$.*

2.2 Network Cohesiveness

Before turning to the analysis proper, it helpful to introduce a measure of network cohesiveness, called the k -core. The k -core is the largest sub-network such that all agents in the sub-network have at least k links to others in that sub-network. It dates at least to Seidman [1983], and was first introduced in economics by Gagnon and Goyal [2017]. It will be instrumental in providing clean characterisations of equilibrium behaviour.¹⁰

The k -core of a network can be calculated using a simple algorithm that successively removes agents who do not satisfy an out-degree threshold.¹¹

Definition 2. *The k -core of a network G is the sub-network output by the following algorithm. Starting from the network G :*

1. *Identify all agents who have degree less than k .*
 2. *Delete these agents, and their inward and outward links. The remaining agents and their links form a new sub-network.*
- *Repeat steps 1 and 2 on the sub-network obtained, until step 1 identifies no agents.*
 - *The k -core of G is the resulting sub-network from this algorithm. We define $C(G, k)$ to be the set of agents in k -core of G .*

Figure 2 shows this algorithm applied to our running example. Figure 2a shows the first iteration. It identifies the agent R – the only agent with degree of less than 1 – and removes her, plus her links (both inward and outward). Figure 2b shows the second iteration. After removing agent R and her links, agent Q now has degree less than 1. So she is identified and removed, along with her links. In this example, the algorithm terminates after two iterations. All remaining agents have degree of at least 1. We provide a more formal exposition of the algorithm in the Online Appendix.

¹⁰Gagnon and Goyal [2017, Theorem 2] shows how it characterises the maximal equilibrium of an absolute threshold game. In our analysis, it will of course play a similar role in characterising the maximal equilibrium. But we also demonstrate that it can be used to characterise other equilibria.

¹¹It is also possible to define the k -core in a more technical manner, as in Gagnon and Goyal [2017, Definition 1], but doing so does not provide extra insight.

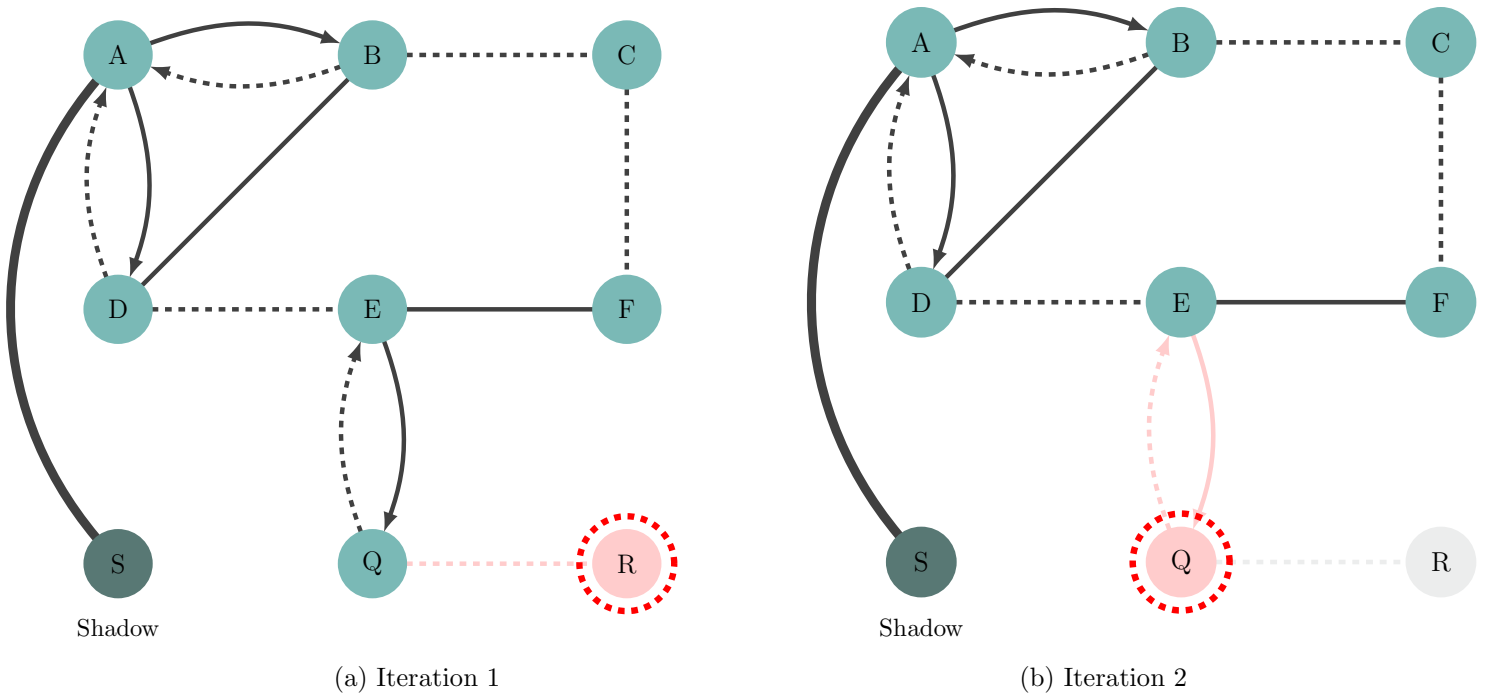


Figure 2: Agents and links highlighted red are identified and removed at that iteration of the algorithm. Agents and links in light gray show those removed in previous iterations. Links as described in Figure 1.

3 Results

The natural starting point is to ask how agents behave in equilibrium. But as is standard for games with discrete actions, there can be many equilibria. And they can be challenging to characterise exactly. Our analysis will mostly focus on the maximal and minimal equilibria (in the set inclusion sense). As the best and worst case scenarios, they provide two useful benchmarks. But first, we note that these two benchmarks exist, and that the set of all equilibria form a complete lattice.

Remark 1. *There always exists a minimal and a maximal Nash equilibrium. The set of Nash Equilibria of the game form a complete lattice under set inclusion.*

This result is already known in the homogeneous threshold case (i.e. $k_i = k$ for all i); see for example [Jackson, 2008, S9.3.3]. That it extends to the heterogeneous threshold case is not surprising. The proof strategy – using Tarski’s Fixed Point Theorem and the isotone property of the Best Response functions – applies unchanged, and does not require the transformation we set out in Section 2.1.

3.1 Maximal Equilibrium

The first thing to notice here is that if all agents had the same threshold (i.e. $k_i = k$ for all i), then the k -core of G identifies the maximal equilibrium. This was first shown in Gagnon and Goyal [2017, Theorem 2]. We can see it directly from Definition 2. The algorithm first knocks out those who would not take the action, even if *all of* their neighbours did. It then knocks out those who would not take action 1, even if all of their *remaining* neighbours did. And it repeats this process until no more agents get knocked out. This is identical to a myopic iteration of best responses, starting from the point where everyone takes action 1 initially. When this process terminates, each remaining agent is willing to take action 1 if all other remaining agents do so too. So all these remaining agents taking action 1 is clearly an equilibrium, and the largest possible equilibrium.

As our model has heterogeneous thresholds, this process will not find the maximal equilibrium directly. However, we can couple this observation with the insight of Lemma 1 – that any heterogeneous threshold game can be converted into an (homogeneous) absolute threshold game via the appropriate transformation of the network. Taken together, they imply that the 1-core of the network H will identify the agents who take the action in the maximal equilibrium.

Proposition 1. *In the maximal Nash Equilibrium, \mathbf{x}^{MAX} , agent i takes action 1 if and only if she is in the 1-core of the network $H(G, \mathbf{k})$. Formally, for all $i \in N$: $x_i^{\text{MAX}} = 1 \iff i \in C(H, 1)$.*

We show the maximal equilibrium of our running example at the end of Section 3.3.

A stronger rationale for studying the maximal equilibrium. The maximal equilibrium, by its nature, provides an upper bound on actions. Being a member of the 1-core of the network H is a *necessary* condition for taking action 1 in *any* Nash equilibrium. So it is useful to study as a best-case scenario.

But when the game exhibits positive spillovers, the maximal equilibrium has several extra properties that make it particularly appealing to focus on. It is both the Pareto dominant equilibrium and the unique Coalition Proof Nash Equilibrium. Further, if agents move sequentially (in any order), it is the unique Subgame Perfect Nash Equilibrium outcome. Before stating this formally, it is helpful to recap the definition of Coalition-Proof Nash Equilibrium.

Definition 3 (Coalition-Proof Nash Equilibrium: Bernheim et al. [1987]). *Let Γ denote the game. Let \mathcal{I} denote the set of proper subsets of $\{1, \dots, n\}$. Let I denote a member of \mathcal{I} , and $-I$ denote the complement of I . Let Γ/\mathbf{x}_{-I} denote the game induced on the subgroup I by the actions of agents in $-I$.*

- For a game Γ , \mathbf{x}^* is self-enforcing if, for all $I \in \mathcal{I}$, \mathbf{x}_I^* is a Coalition-Proof Nash Equilibrium in the game Γ/\mathbf{x}_{-I}^* .
- For a game Γ , \mathbf{x}^* is a Coalition-Proof Nash Equilibrium if it is self-enforcing and there does not exist another self-enforcing strategy profile \mathbf{x} such that $u_i(\mathbf{x}) > u_i(\mathbf{x}^*)$ for all i .

Armed with this definition, we can now provide a formal statement.

Proposition 2. *If the game exhibits strictly positive spillovers:*

- (i) \mathbf{x}^{MAX} Pareto dominates all other Nash Equilibria,
- (ii) \mathbf{x}^{MAX} is the unique Coalition-Proof Nash Equilibrium,
- (iii) Suppose agents break ties in favour of action 1. \mathbf{x}^{MAX} is the unique Subgame Perfect Nash Equilibrium outcome when agents choose their actions in any sequence.

We can view each of Pareto dominance, coalition-proofness, and subgame perfection as equilibrium refinements to try and address the equilibrium multiplicity issue. Each is useful in this respect – they all produce a unique prediction. And the fact that all three refinements uniquely selection *the same* equilibrium is strongly suggestive that the maximal equilibrium is a useful equilibrium to focus on.

These three refinements also share an underlying logic. At least in this setting, they are in essence different ways of trying to avoid coordination failures. Pareto dominance yields the outcome a utilitarian social planner would want (if she is constrained to choosing among equilibria). Coalition-proofness yields the outcome when any group of agents can explicitly coordinate their actions. And subgame-perfectness (i.e. sequential moves) allows agents to reason about how others would respond to both their own actions and others’ actions, and plan accordingly. Together, they show that looking at the maximal equilibrium allows us to abstract away from possible coordination failures, and focus in on how the network structure affects incentives to take a binary action.

An alternative view of Proposition 2 is as a robustness result. It suggests that the maximal equilibrium is robust to coalitional deviations and to differences in the timing of the game.

Positive spillovers are a common feature in many network games, especially those with strict strategic complementarities. Notably, they arise in the Ballester et al. [2006] framework whenever there are strategic complementarities. So the stronger rationale for focusing on the maximal equilibrium that Proposition 2 provides, is applicable to a wide class of games. It is far from a corner case.

3.2 Minimal Equilibrium

We now turn to the minimal equilibrium. It has received relatively less attention to date than the maximal. This is because it is trivial whenever the thresholds have the same sign for all agents – a feature that is present in all absolute threshold and fractional threshold games.¹² It is only with heterogeneously signed thresholds that the minimal equilibrium becomes interesting. This is because there will be some agents who *always* take action 1 (those agents with $k_i < 0$) – and this may then induce some other agents (with $k_i \geq 0$) to take action 1.

¹²When $k_i > 0$ for all i , no agent takes action 1, and when $k_i \leq 0$ for all i , all agents take it.

It turns out that the minimal equilibrium is also characterised by the k -core. This stems from the fact that actions are binary: so the minimal equilibrium in terms of the set of agents taking action 1 must also be the maximal equilibrium in terms of agents taking action 0 (i.e. not taking action 1). So we can ‘flip’ the game, and use our toolkit to characterise the maximal equilibrium in terms of action 0.

By construction, agent i prefers action 1 whenever at least k_i of her neighbours are taking action 1. This means that she prefers action 0 when fewer than k_i of her neighbours take action 1. Which is the same as saying that she prefers action 0 when at least $d_i - k_i$ of her neighbours are also taking action 0. So it is easy to flip the best response function around so that i wants to take action 0 when at least a certain number of her neighbours do so too, and take action 1 otherwise. We can rewrite the best responses from Equation (2) as follows:

$$BR_i(\mathbf{x}_{-i}) = \begin{cases} 0 & \text{if } \sum_{j \neq i} G_{ij}(1 - x_j) > d_i - k_i \\ \{0, 1\} & \text{if } \sum_{j \neq i} G_{ij}(1 - x_j) = d_i - k_i \\ 1 & \text{if } \sum_{j \neq i} G_{ij}(1 - x_j) < d_i - k_i, \end{cases} \quad (4)$$

where $d_i = \sum_j G_{ij}$. This yields a *complementary game* (G, \tilde{k}) , with thresholds $\tilde{k}_i = d_i - k_i$. We can find the maximal equilibrium of this complementary game in exactly the same way we did for the original game: apply the transformation set out in Definition 1 to convert the complementary game into an absolute threshold game, and then calculate the 1-core of the resulting network. This identifies the maximal set of agents who take action 0. And as we noted above, therefore also identifies the minimal set of agents who take action 1. So it solves for the minimal equilibrium of the original game. Formally:

Proposition 3. *In the minimal Nash Equilibrium, \mathbf{x}^{MIN} , agent i takes action 1 if and only if she is NOT in the 1-core of the complementary network $\tilde{H} = H(G, \tilde{\mathbf{k}})$. Formally, for all $i \in N$: $x_i^{\text{MIN}} = 1 \iff i \notin C(\tilde{H}, 1)$.*

We show the minimal equilibrium of our running example at the end of Section 3.3. The construction $\tilde{H}(G, \tilde{\mathbf{k}})$ is done in exactly the same way as for the construction of $H(G, \mathbf{k})$. So we defer an example of this to the Online Appendix.

A stronger rationale for studying the minimal equilibrium. The minimal equilibrium is obviously useful as the lower bound. But perhaps most interesting is the fact that it is the outcome of myopic best response dynamics when we start from nobody taking the action.

Proposition 4. *Suppose all agents initially take action 0, and then myopically best respond. This process uniquely selects the minimal equilibrium, \mathbf{x}^{MIN} .*

Formally, let $\underline{BR}(\mathbf{x})$ denote the minimal best response function.¹³ Let $\hat{\mathbf{x}}^0 = \mathbf{0}$, and $\hat{\mathbf{x}}^{\tau+1} = \underline{BR}(\hat{\mathbf{x}}^\tau)$ for all $\tau \in \mathbb{N}_0$. Then, $\hat{\mathbf{x}}^\tau$ converges to the minimal equilibrium in finite time, i.e. there exists some $\bar{\tau}$ such that $\hat{\mathbf{x}}^\tau = \mathbf{x}^{MIN}$ for all $\tau \geq \bar{\tau}$.

There are several reasons why the equilibrium with this property is particularly interesting to focus on. First, myopic best response dynamics are one natural benchmark for thinking about equilibrium selection. They require little information (agents need only know their own preferences and their neighbours' actions) and are cognitively simple. Starting from nobody taking the action is clearly the worst case scenario. But it is also the most appropriate starting point for thinking about the update of newly available actions. Second, myopic best responses involve absolutely no coordination between agents; either explicitly through some communication, or implicitly through some forward-looking beliefs. So we can view the minimal equilibrium as the outcome where coordination failures are as severe as possible.

Third, these myopic best response dynamics are the standard in models of complex contagion.¹⁴ It is perhaps the most natural way to think about complex contagion processes. The minimal equilibrium therefore provides the direct comparison to these models. This is important because our model generalises the typical models of complex contagion (we defer discussion of how we do so to Section 5).

3.3 Other Equilibria

We can also use the k -core to characterise all of the other equilibria of the game. Trivially, an equilibrium involves some agents taking action 1 (call them a set A), and everyone else taking action 0, with everyone happy with their own choice given what everyone else is doing. So all agents in A must have at least one link in our adjusted network H to others in the set A , or to the shadow agent. That is, $\sum_{j \in A} H_{ij} \geq 1$. But notice that by the way the k -core is defined, the sub-network of H that is induced by taking just the set of active agents (those in A , plus the shadow agent) and the links between them must form a 1-core.

And for all of the other agents, those in $N \setminus A$, to be happy with their actions, they must have fewer than one link in our adjusted network H to those in A . Otherwise, they would prefer to switch their behaviour and take action 1. But this means that adding any one additional agent to the induced sub-network of H must prevent the resulting network from being a 1-core.

¹³The minimal best response function simply picks the smallest best response if multiple exist. This simply breaks indifferences in favour action 0. If the best response is unique, it is identical to the standard best response function.

¹⁴In a complex contagion process, an agent adopts an action when at least a certain number (≥ 2) of her neighbours do so. In contrast, in a simple contagion process an agent adopts an action when at least one neighbour does so. The behaviour of these processes is markedly different. There is a large literature on each: see Guilbeault et al. [2018], Pastor-Satorras et al. [2015], and Easley and Kleinberg [2010, esp. Ch.19 & 21] for reviews. Centola and Macy [2007] argue that complex contagion models tend to be more appropriate for social behaviours.

The following result formalises this discussion. To keep it clean, we abstract away from exact indifferences by adding some randomness (this could be an arbitrarily small amount) to the thresholds. While not totally without loss, these exact indifferences are a knife edge case. Before stating it, we need to formally introduce the notion of induced sub-network.

Definition 4. *For any set of agents $M \subseteq N$, the sub-network induced by M in the network H , $H[M]$, is the network with the set of nodes equal to M and $H_{ij}[M] = H_{ij}$ for any $i, j \in M$.*

Using this definition, the next result characterises all equilibria of the game.

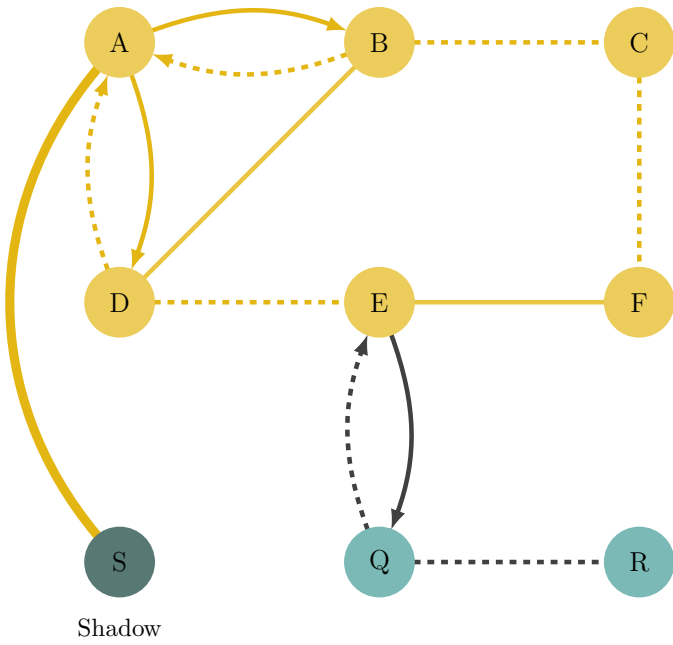
Proposition 5. *Suppose that no agent i is exactly indifferent between actions 0 and 1 for all strategy profiles \mathbf{x}_{-i} . Then for any M , the profile $x_i = 1 \iff i \in M$ is a Nash Equilibrium if and only if: (i) all agents in M are in the 1-core of $H[M]$, and (ii) i is not in the 1-core of $H[M \cup \{i\}]$ for any $i \in N \setminus M$.*

While not without loss, ignoring indifferences helps present a clean version of the result. It plays no other role. In the Online Appendix we provide two versions of the result that dispense with this feature. They involve somewhat heavier notation, and provide no additional insight.¹⁵ Regardless, this result is of far less practical use than Propositions 1 and 3. While the characterisation is exact, it is much more difficult to link the cores of various induced sub-networks to the economics of a problem. Further, we provided strong rationales for focusing on the maximal and minimal equilibria. But no such rationales exist to the others. Finally, the calculations may be computationally infeasible: there will (in general) be very many induced sub-networks $H[A]$ and to find all equilibria, we need to perform the calculation for each one.

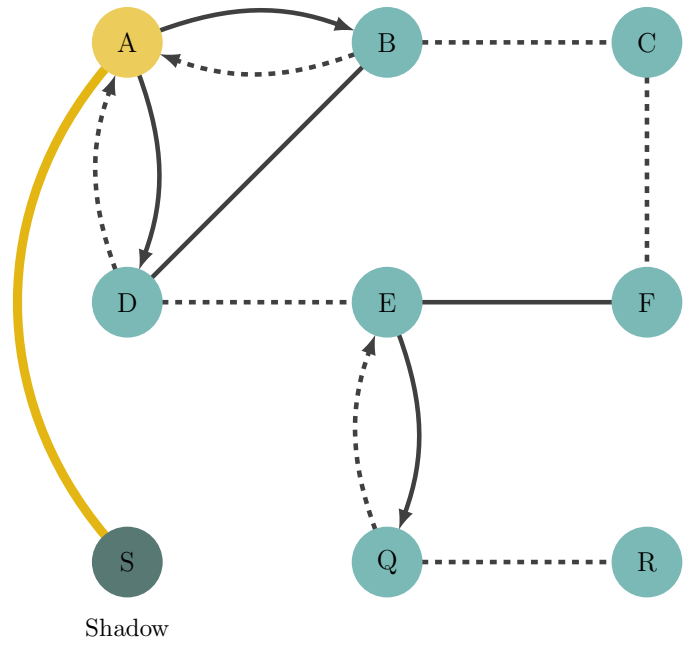
Equilibria in our running example. Our running example has three simple equilibria. Figure 2 already showed the 1-core of H – it is the agents and links not deleted in by the algorithm (Figure 3a). By Proposition 1, this is the maximal equilibrium. The minimal equilibrium, in contrast, has only agent A taking action 1 (Figure 3b). It is clear that she must do so – she has a negative threshold in the un-transformed game (and hence a link of weight 2 to the shadow agent). but A 's action by itself is not enough to convince anyone else to take action 1. So as per Proposition 4, myopic iteration of best responses gets stuck after agent A switches to action 1 – and hence is the minimal equilibrium.

Finally, there is one interior equilibrium: where agents A , B and D take action 1. It is clear that if we take the sub-network of H containing only A, B, D and the shadow agent, this sub-network is a 1-core of itself (Figure 3c). And expanding this sub-network by one agent will *never* another network that is its own 1-core. Showing the absence of other equilibria involves checking all possible combinations – Proposition 5 does not provide a materially faster procedure.

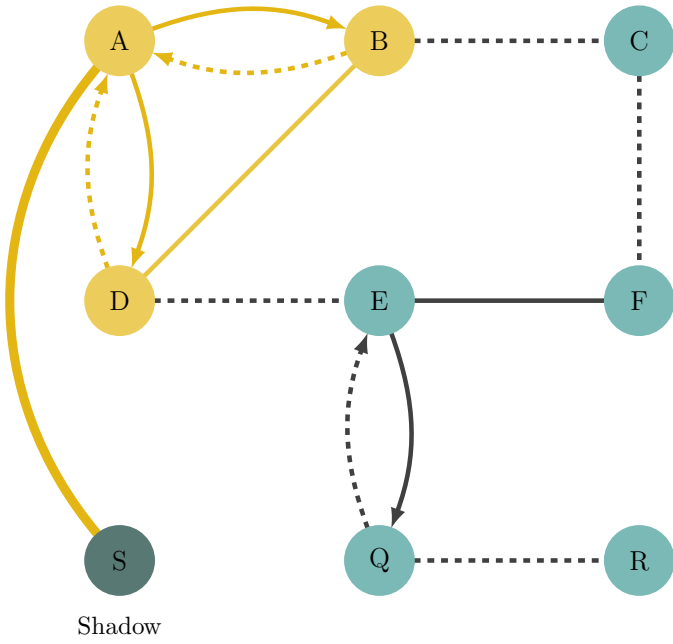
¹⁵The first knocks out indifferences by making the thresholds k_i a draw from a continuous and atomless distribution. The second can accommodate indifferences. Its drawback is that the second condition on the 1-core is phrased in terms of the 1-core of the complementary network \tilde{H} – which perhaps makes it less intuitive.



(a) Maximal Equilibrium



(b) Minimal Equilibrium



(c) Interior Equilibrium

Figure 3: Set of agents taking action 1 in the relevant equilibrium shown in yellow. Links as described in Figure 1.

3.4 Comparative Statics

The comparative statics are highly intuitive. Stronger links and lower thresholds make it ‘easier’ for an agent to get above their threshold – and so weakly increase agents’ actions in both the maximal and minimal equilibria. The strategic complements feature then means that an increase in some agent(s) action(s) can only increase the actions of other players. And when the game exhibits positive spillovers, an agent’s utility is increasing in her neighbours’ actions. So increasing actions directly implies increasing utility. This logic applies to both the minimal and maximal equilibria equally.

In terms of our transformation, stronger links in G and/or lower thresholds k_i strengthen the links in H and so expand its 1-core. And they weaken the links in the adjusted network of the complementary game, \tilde{H} , and so shrink the 1-core of \tilde{H} (recall that the set of agents taking the action in the minimal equilibrium is the complement of the 1-core of \tilde{H} , so shrinking the 1-core expands the set of agents taking the action in the minimal equilibrium).¹⁶

Remark 2.

- (i) x_i^{MIN} and x_i^{MAX} is weakly increasing in $G_{j\ell}$ and weakly decreasing in k_j , for all i, j, ℓ .
- (ii) if the game exhibits positive spillovers, u_i^{MIN} and u_i^{MAX} are weakly increasing¹⁷ in $G_{j\ell}$ and weakly decreasing in k_j , for all i, j, ℓ .

This result may seem rather weak. It merely shows that making it more ‘attractive’ to take action 1 does not lead to fewer agents taking it. But it cannot be strengthened. A given change to k_i or G_{ij} can have no impact on the minimal/maximal equilibrium, or it can have an impact whose size is bounded only by the number of agents in the network.

A change (to k_i or G_{ij}) clearly has no impact if, starting from the initial values of G, \mathbf{k} and minimal/maximal equilibrium behaviour, a change in k_i or G_{ij} is not sufficient to affect agent i ’s optimal choice.

The unbounded impacts are somewhat more subtle. Effects can ripple out through the network, and affect the equilibrium behaviour of agents whose own thresholds and links were not changed. Suppose a change to k_i or G_{ij} causes agent i to change her behaviour in the maximal equilibrium. Then each of i ’s neighbours experience a change in the number of active neighbours they have. This might then push one or more of i ’s neighbour across their respective thresholds – causing them to change their behaviour in the maximal equilibrium. By identical logic, this can then have further knock-on effects, and so on.

There is, in principle, no upper bound on the impact of changing one link or threshold (except the total number of agents). This is because the changes in behaviour are always binary – and

¹⁶Because our game exhibits strategic complements, it is also possible to obtain these results directly from Milgrom and Shannon [1994, Theorem 13], rather than by thinking about the adjusted network and its 1-core.

¹⁷ u_i^{MIN} and u_i^{MAX} denote agent i ’s payoff in the minimal and maximal equilibrium respectively

so are always the same ‘size’. So any ‘ripple’ effect does not dissipate gradually: it either stops completely, or continues undiminished.

We now use our running example to give a flavour of these possibilities. Here, we look at impact of a change in a link on the maximal equilibrium. First, we decrease the weighted link G_{EF} from 2 to 1. Figure 4a shows there is no impact on the maximal equilibrium. Second, we further decrease the weighted link G_{EF} from 1 to 0.98. Figure 4b shows are large impact – as well as agent E , agents C and F stop taking action 1.

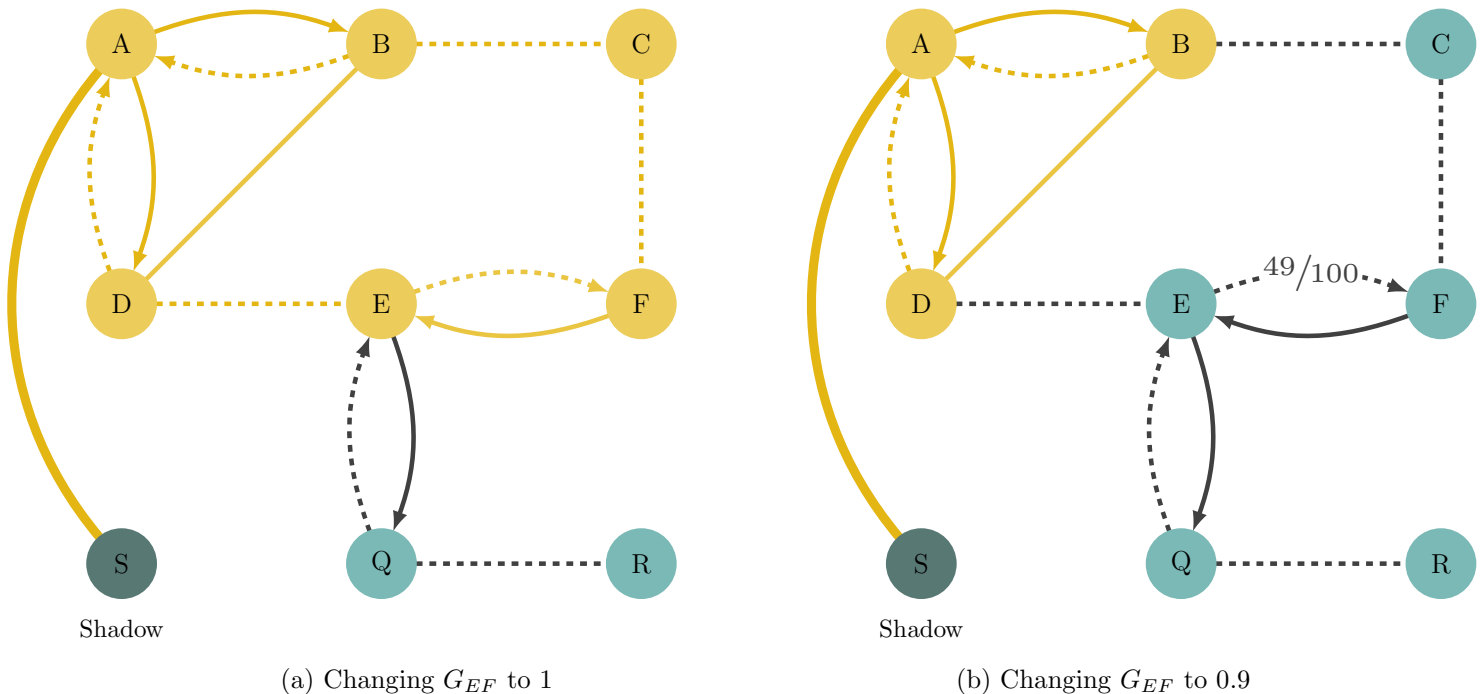


Figure 4: (a) Running example (from Figure 1), but with $G_{EF} = 1$. (b) Running example, but with $G_{EF} = 0.98$. All other links as described in Figure 1.

The Online Appendix shows analogous examples for changes in thresholds, and for the minimal equilibrium, as well as an extreme example that has an unbounded change in activity due to an arbitrarily small change in the network.

Having analysed the model on its own terms, the next sections discuss some of the insights it creates. Section 4 shows how our model amounts to the canonical Ballester et al. [2006] framework plus an *indivisible good* assumption. Section 5 discusses how it can enrich the standard complex contagion framework (a la Morris [2000]) and shows an equivalence between the k -core and an alternative notion of network cohesiveness that is prominent in existing models of complex contagion.

4 Ballester et al. [2006]: introducing indivisibilities

Besides binary actions, the model we set out in Section 1 has two key features: (1) agents care about total actions of their neighbours,¹⁸ and (2) actions are strategic complements (plus a ‘smoothness’ condition). So *any* continuous action game that has these two features will become a threshold game when actions are restricted to being binary.

Notably, these two features are present in the canonical linear-quadratic game of Ballester et al. [2006] (along with the large literature that adopts this linear-quadratic framework; see Bramoullé and Kranton [2016] for a review). In Ballester et al. [2006], preferences are represented by the following utility function:

$$u_i = a_i x_i - \frac{1}{2} c_i x_i^2 + \phi_i \sum_j G_{ij} x_i x_j, \quad (5)$$

with $a_i \geq 0, c_i > 0, \phi_i > 0$ for all i . That agents care about *total* actions of their neighbours is immediate from Equation (5). Having $\phi_i > 0$ for all i makes the game one of strategic complements (and our smoothness condition follows from continuous differentiability of Equation (5)). So if we restrict actions to $x_i \in \{0, 1\}$, the game becomes a heterogeneous threshold game. The agent-specific thresholds are

$$k_i = \frac{c_i - 2a_i}{2\phi_i}. \quad (6)$$

It is also useful to note that the Ballester et al. [2006] setup exhibits positive spillovers (an artefact of setting $x_i \in \{0, 1\}$ is that Equation (5) does not exhibit *strictly* positive spillovers. But having $x_i \in \{\epsilon, 1 + \epsilon\}$ for any $\epsilon > 0$ resolves this). So our welfare results will essentially carry over to this setting.

So one important interpretation of our model is as the Ballester et al. [2006] framework *plus an indivisibility*. It is well-known that introducing indivisibilities into classic general equilibrium models can have dramatic effects on the outcomes, including existence and uniqueness of equilibria. We want to understand how the same change in assumption will affect outcomes in network games.

First, we show that our framework has a measure of network centrality that is analogous to Bonacich centrality (the key measure in Ballester et al. [2006]). Second, we show how the indivisibility changes some of the classic intuitions from the Ballester et al. [2006] framework.

¹⁸It is obvious that agents could care about any linear combination of their neighbours’ actions. The links G_{ij} can easily be re-weighted to account for this. But it does rule out the possibility that agents care about some *non-linear* function of neighbours’ actions (for example, the variance).

4.1 A new measure of Network Centrality

As with many network games, equilibrium behaviour in the Ballester et al. [2006] framework is characterised in terms of a measure of network centrality. There, the relevant measure is *Bonacich Centrality* [Bonacich, 1987], and equilibrium actions are directly proportional to it. While we characterised equilibria in terms of k -cores, our analysis also creates a network centrality measure that acts as an analogy to Bonacich centrality for the binary action case.

The centrality measure is called the *peeling value* [Abello and Queyroi, 2013]. Very simply, i 's peeling value in network G , $Peel_G(i)$, is equal to the highest value of k for which agent i is in the k -core of the network G .¹⁹It then follows immediately from Proposition 1 that

$$x_i^{MAX} = \mathbf{1}\{Peel_H(i) \geq 1\}. \quad (7)$$

4.2 Changes to the classic intuitions

Equilibrium depends on a new centrality measure. Equation (7) immediately shows that one intuition behind the centrality measure remains unchanged – equilibrium behaviour is determined solely by, and increasing in, network centrality. But it also highlights two changes. First, the measure of network centrality that characterises equilibrium behaviour is different – it is now the peeling value, rather than Bonacich centrality. Second, agents' actions are now discontinuous in their centrality. Given that we have changed the game by restricting to binary actions, neither change is particularly surprising.

Changes to how shocks propagate. More importantly, the continuous action space in Ballester et al. [2006] underpins a number of natural intuitions regarding the impacts of shocks. (1) a positive shock to agent i always has a strictly positive impact on her own action, (2) and on everyone who is directly or indirectly connected to i – no matter the distance. (3) the size of the impact is decreasing in the distance from i – people further away from the shock are less affected by it, but (4) the size of the impact is smoothly increasing in the size of the shock – small shocks have small effects, and large shocks have large effects.

Following any positive shock, the shocked agent, i , always strictly increases her action in response because she can adjust it continuously. Then this ripples out through the network: i 's neighbours increase their actions in response to the increase in x_i , and their neighbours increase their actions in turn, and so on. These ripples will spread through the whole network (technically, the connected component). Again, because agents can adjust their actions continuously. But the ripples get smaller as they get further from the shocked agent. This is because each agent adjusts

¹⁹It is easy to show that k -cores nest for increasing values of k . That is, $i \in C(G, k) \implies i \in C(G, k')$ for all $k' < k$. Plus, for any finite network, they will always be a value of k such that the k -core is empty. Together, these observations ensure that the peeling value is a well defined object.

her own action less than proportionately in response to a given change in her neighbour’s action. Finally, a bigger initial shock induces a larger response by i – which directly drives larger responses by other agents at any given distance from i .

These intuitions break down when we move to a world with binary actions. The fact that agents must change their action discretely or not at all is the key driver. In some cases, a small shock can change i ’s action, while in others a much larger shock could have no effect (breaking (1) and (4)). The ripple effects then become ‘lumpy’ – the impact either spreads undiminished, or stops completely. There is no middle ground. So agents two steps away from i can be totally unaffected, while those further away experience a large impact (breaking (2) and (3)).

Key players can be peripheral. An important part of the analysis in Ballester et al. [2006] is to identify the *key player* in the network. The key player is the player (i.e. agent) whose removal – along with he inward and outward links – leads to the largest drop in total equilibrium actions. Unsurprisingly, the changes to how shocks propagate through the network can also lead to changes in who is the key player. Due to discreteness of actions in our model, spillovers don’t decay with path length.

This means that seemingly peripheral players can actually be the key player – an agent can be the key player if their removal triggers a large cascade of others switching away from action 1. So it is possible that the shift to binary actions changes the identity of the key player. We show an example of this in Figure 5.

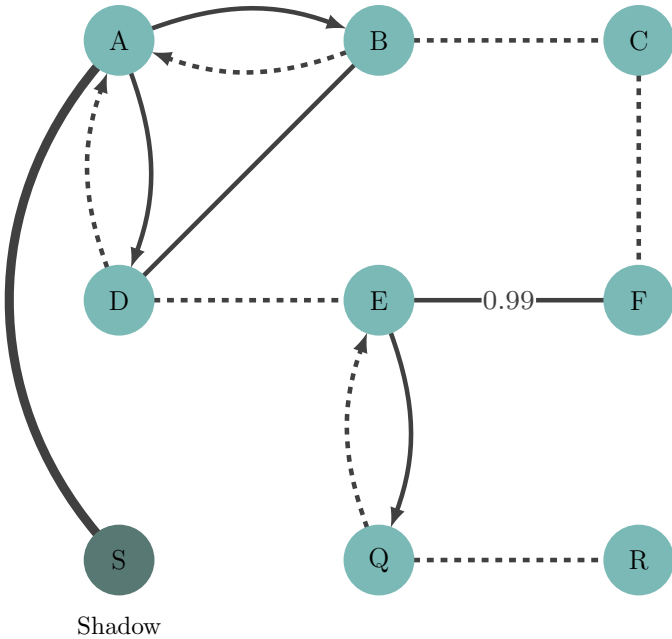
From a more technical standpoint, we can also view the key player problem as equivalent to a seeding problem. In terms of equilibrium actions, removing an agent i is identical to increasing their threshold k_i to a level higher than their degree (i.e. setting $k_i > d_i$). This is because an agent with $k_i > d_i$ will *never* choose $x_i = 1$. And so they behave as if they have been removed.

If we start at an initial maximal equilibrium, and then make this change to a single threshold, the new maximal equilibrium is reached by myopic iteration of best responses. That is, it is reached by a cascade. So identifying the key player is identical to identifying the player for whom a large increase in their threshold generates the biggest cascade.

Our running example. To better highlight the effects of a binary action space, we make a tiny adjustment to our running example: we change the weight of the link between agents E and F to 1.98 (from 2). Formally, $G_{EF} = G_{FE} = 1.98$. The left panel of Figure 5 shows the transformed network, H , with this tiny adjustment. The table in the right panel of Figure 5 shows the relevant information about the agents, both for the binary action and continuous action settings.

The second and third columns of the table show the peeling values and Bonacich centralities, respectively. It is clear that an agent’s peeling value and Bonacich centrality can differ in important ways. For example, agent A has the highest peeling value, but the second lowest Bonacich centrality.

Agent E has the highest Bonacich centrality, but the median peeling value. And agent Q has the (jointly) lowest peeling value, but the 5th highest Bonacich centrality.



Agent	Peeling Value	Bonacich Centrality	Cascade Number	Inter-centrality
A	2	1.85	1	5.23
B	$3/2$	2.34	5	12.59
C	1	1.33	3	2.44
D	$3/2$	2.59	5	17.06
E	1	2.81	3	28.61
F	1	1.97	3	8.46
Q	$1/2$	1.87	0	10.94
R	$1/2$	0.94	0	1.52

Figure 5: Running example, but with $H_{EF} = H_{FE} = 0.99$ (rather than 1, as in Figure 1). All other links as described in Figure 1. We set $\phi_i = 0.25$ for all i , and WLOG set $c_i = 1$. Then a_i is calculated according to Equation (6) to match the thresholds shown in Figure 1a.

The fourth and fifth columns (‘Cascade Number’ and ‘Inter-centrality’) then show the impact of removing a player in the binary action setting and continuous action setting, respectively.²⁰ In the continuous action setting, this measure is called *inter-centrality* Ballester et al. [2006, Definition 2]. With binary actions, agents B and D are the key players. Removing either one of them will shrink the maximal equilibrium to just agent A (who must always take action 1 because she has a negative threshold). In contrast, it is agent E who is the key player when actions are continuous. Her inter-centrality is more than 50% greater than agent D ’s, and more the double that of agent B .

Finally, Figure 5 also shows how a small shocks can have large effects on equilibrium outcomes, while a much larger shock elsewhere in the network can have no impact at all. First consider an arbitrarily small negative shock agent C – either her threshold or outward links. Because she has a peeling value of exactly 1, an arbitrarily small negative shock will see her switch to not taking

²⁰Remember that the binary action setting has multiple equilibria. Here we are considering the impact on the maximal equilibrium. The continuous action setting has a unique equilibrium.

action 1 (in any equilibrium). This then creates a cascade. If agent C stops taking action 1, then F will stop too. And if F stops taking action 1, agent E also stops.

In contrast, consider a (much larger) shock that *completely* removes the links G_{BD} and G_{DB} . This has no effect whatsoever on actions – at least in the maximal equilibrium. Losing this link is not sufficient to induce either agents B or D to switch away from action 1. So the shock has no impact.

5 Complex Contagion: enriching the framework

Seeding the network. A feature of the classic models of complex contagion (see for example, Morris [2000] or [Easley and Kleinberg, 2010, Ch.19]) is that the maximal/minimal Nash equilibria are trivial – they involve everybody/nobody taking action 1, respectively.²¹ This is because agents’ thresholds are a (homogeneous) fraction of their degree.

So these models assume some exogenous set of initial adopters – who adopt for reasons outside of the model. These initial adopters are sometimes called “seeds” in this literature, and choosing them is “seeding the network”. There must be some exogenous ‘push’ for best response dynamics used in these models to lead anywhere. In some contexts, this exogenous push is natural – there is a government or other social planner (albeit an unmodelled one) to get things off the ground. But in other contexts, there is no clear push.

In contrast, “seeding” is endogenous in our model. Those whose preferences give them a negative threshold (i.e. $k_i < 0$) will choose to take the action regardless of their neighbours. So they become the “seeds” in our model. Our model therefore has a uniquely defined set of seeds, and derives them from individual preferences.

This gets round a potential timing concern in the classical models. If some agents are exogenously seeded, then they may not want to continue taking action 1. So iterating myopic best responses could lead to these seeding reverting to action 0. How the best response dynamics play out is then unclear, but it could lead to the trivial zero equilibrium (or some other equilibrium).²²

Other additions. Beyond providing a set of initial adopters (i.e. seeds) directly from preferences, our framework generalises the classic model of complex contagion in two other ways. First, it allows for greater flexibility in what the thresholds can be (as it puts no structure at all on them). Second, it is able to characterise other equilibria, as well as the one that emerges from myopic best response

²¹There is also a literature on simple contagion. The only difference in setup is that there, agents take the action if at least *one* neighbour does so too. This seemingly small change leads to important differences in behaviour and outcomes. Simple contagion processes are typically considered better suited to the spread of disease, while complex contagion is better suited to the spread of economic behaviour. See for example, Pastor-Satorras et al. [2015], Centola [2010], Centola and Macy [2007]

²²Obviously this is not a concern when the choice to take action 1 is irreversible. Some applications of interest have irreversible decisions (e.g. getting vaccinated, or learning a language). But others are not (e.g. participating in a standing ovation at the theatre, or using a piece of collaborative software).

dynamics (Proposition 4 shows that this leads to the minimal equilibrium in our model). This is important because agents may have some ability to coordinate their actions – which could lead them to something other than the minimal equilibrium.²³

q -cohesive sets and k -cores: an equivalence result. In these classical models, the main object used to characterise the spread of behaviour is the ‘ q -cohesive set’. It is a measure of ‘cohesive’ sets, where all of the agents in the set have a fraction q of all their links to others in the set. It turns out that in the special case where the thresholds are fractional (i.e. the threshold for each agent is a fraction of their degree), the q -cohesive set is identical to the k -core. This shows a new link between absolute threshold models – where the k -core has already been shown to characterise the maximal equilibrium – and fractional threshold models.

Before stating this equivalence, we need to formally define a q -cohesive set. In the interest of simplicity, we will state both the definition and equivalence result in the case where the threshold is a homogeneous fraction of agents’ degrees (i.e. $k_i = qd_i$ for some $q \in (0, 1)$ and for all i). This is the better known, and more widely studied, case in the literature. It is fairly straightforward to state analogous results when the threshold is a heterogeneous fraction of agents’ degrees. But it brings no additional insight, so we relegate it to the Online Appendix.

Definition 5. *A set of nodes M in network G is q -cohesive if for each node in the set, the proportion of its neighbours also in M is at least q .*

Given agents’ (absolute) thresholds, $q\mathbf{d}$, and network G , we can construct the transformed graph $H(G, q\mathbf{d})$. We can also define the complementary game, where the vector of thresholds is $\mathbf{d} - q\mathbf{d}$. Similarly, we can find the transformed graph of this complementary game $H(G, \mathbf{d} - q\mathbf{d})$. We can now state the equivalence result.

Remark 3. *The maximal q -cohesive set of the network G is the 1-core of $H(G, q\mathbf{d})$. The maximal $(1 - q)$ -cohesive set of the network G is the 1-core of $H(G, \mathbf{d} - q\mathbf{d})$.*

Both k -core and q -cohesive set intuitively captures a set of players who are sufficiently connected to each other. The concept of k -core is directly applicable only when people have identical absolute thresholds, whereas q -cohesive set is applicable only when people have identical fractional thresholds. Therefore, in general, the two concepts can’t be applied in the same game and it’s unclear how they are formally related. Using our transformation of the network, the remark above formally shows that the two concepts are intrinsically related.

²³Notably, Reich [2022] argues that partial coordination is possible in many of the settings where complex contagion models are typically used. She studies this setting where groups agents can coordinate amongst themselves, and presents an alternative measure of network cohesiveness. In short, what matters is the cohesiveness of a set of coordinated groups, not the cohesiveness of a set of the individual agents.

6 Conclusion

This paper has studied a seemingly simple game – one where agents prefer action 1 if the number of their neighbours taking action 1 passes some threshold, and prefer action 0 otherwise. Importantly, it imposed no restrictions whatsoever on the thresholds. Our model therefore unifies existing work on network threshold games – that either assume fractional thresholds, or common absolute thresholds – and clarifies the relationship between them. It also provides the solution to supermodular games on networks when actions are restricted to being binary. This highlights the impact of indivisibilities in this wide class of games. Threshold games of various types have already been applied in many different contexts. We expect that our richer model will better fit some existing applications, and will also open up new ones.

References

- J. Abello and F. Queyroi. Fixed points of graph peeling. In *Proceedings of the 2013 IEEE/ACM International Conference on Advances in Social Networks Analysis and Mining*, pages 256–263, 2013.
- D. Acemoglu, A. Ozdaglar, and E. Yildiz. Diffusion of innovations in social networks. In *2011 50th IEEE conference on decision and control and European control conference*, pages 2329–2334. IEEE, 2011.
- C. Ballester, A. Calvó-Armengol, and Y. Zenou. Who’s who in networks. wanted: The key player. *Econometrica*, 74(5):1403–1417, 2006.
- F. M. Bass. A new product growth for model consumer durables. *Management science*, 15(5): 215–227, 1969.
- B. D. Bernheim, B. Peleg, and M. D. Whinston. Coalition-proof nash equilibria i. concepts. *Journal of economic theory*, 42(1):1–12, 1987.
- P. Bonacich. Power and centrality: A family of measures. *American Journal of Sociology*, 92(5): 1170–1182, 1987.
- Y. Bramoullé and R. Kranton. Games played on networks. *Working Paper*, 2016.
- D. Centola. The spread of behavior in an online social network experiment. *science*, 329(5996): 1194–1197, 2010.
- D. Centola and M. Macy. Complex contagions and the weakness of long ties. *American Journal of Sociology*, 113(3):702–734, 2007.
- D. Easley and J. Kleinberg. *Networks, crowds, and markets: Reasoning about a highly connected world*. Cambridge university press, 2010.
- J. Gagnon and S. Goyal. Networks, markets, and inequality. *American Economic Review*, 107(1): 1–30, 2017.

- A. Galeotti, S. Goyal, M. O. Jackson, F. Vega-Redondo, and L. Yariv. Network games. *The review of economic studies*, 77(1):218–244, 2010.
- M. Granovetter. Threshold models of collective behavior. *American journal of sociology*, 83(6):1420–1443, 1978.
- M. Granovetter and R. Soong. Threshold models of diffusion and collective behavior. *Journal of Mathematical sociology*, 9(3):165–179, 1983.
- M. Granovetter and R. Soong. Threshold models of interpersonal effects in consumer demand. *Journal of Economic Behavior & Organization*, 7(1):83–99, 1986.
- D. Guilbeault, J. Becker, and D. Centola. Complex contagions: A decade in review. *Complex spreading phenomena in social systems: Influence and contagion in real-world social networks*, pages 3–25, 2018.
- M. O. Jackson. *Social and economic networks*. Princeton University Press, 2008.
- M. O. Jackson and Y. Zenou. Games on networks. In *Handbook of game theory with economic applications*, volume 4, pages 95–163. Elsevier, 2015.
- P. Milgrom and C. Shannon. Monotone comparative statics. *Econometrica: Journal of the Econometric Society*, pages 157–180, 1994.
- D. Moreno and J. Wooders. Coalition-proof equilibrium. *Games and Economic Behavior*, 17(1):80–112, 1996.
- S. Morris. Contagion. *The Review of Economic Studies*, 67(1):57–78, 2000.
- S. Morris and T. Ui. Best response equivalence. *Games and Economic Behavior*, 49(2):260–287, 2004.
- R. Pastor-Satorras, C. Castellano, P. Van Mieghem, and A. Vespignani. Epidemic processes in complex networks. *Reviews of modern physics*, 87(3):925, 2015.
- B. Reich. The architecture of social networks and the diffusion of innovations. *Working Paper*, 2022.
- S. B. Seidman. Network structure and minimum degree. *Social networks*, 5(3):269–287, 1983.
- Y. Zenou and J. Zhou. Network games made simple. *Available at SSRN 4225140*, 2022.

A Proofs

Proof of Remark 1 \mathcal{L} is the set of all subsets of $\{1, \dots, n\}$. \succsim is set inclusion. It is well-known these form a complete lattice. Then define the function $f : \mathcal{L} \rightarrow \mathcal{L}$ as $f(\{i : x_i = 1\}) = \{i : BR_i(\mathbf{x}_{-i}) = 1\}$. The function is isotone because it is clear that for all i , $BR_i(\mathbf{x}_{-i})$ is increasing in x_j for all j . The result then follows directly from Tarski's Fixed Point Theorem. \square

Proof of Lemma 1 By assumption, $BR_i(\mathbf{x}_{-i}) = 1$ if and only if $\sum_j G_{ij}x_j \geq k_i$. **3 Case A:** if $k_i > 0$, then $H_{is} = 0$ and $k_i = |k_i|$. So $\sum_j H_{ij}x_j = \sum_{j \neq s} \frac{G_{ij}}{k_i} x_j$. It is then immediate that $\sum_j H_{ij}x_j \geq 1$ is identical to $\sum_{j \neq s} G_{ij}x_j \geq k_i$.

Case B: if $k_i < 0$, then $H_{is} = 2$ and $k_i = -|k_i|$. So $\sum_j H_{ij}x_j = \sum_{j \neq s} \frac{G_{ij}}{|k_i|} x_j + 2x_s \geq 1$. This is identical to $\sum_{j \neq s} G_{ij}x_j \geq (1 - 2x_s)|k_i|$. Noting that $x_s = 1$, and hence $(1 - 2x_s)|k_i| = k_i$, yields the result.

Case C: if $k_i = 0$, we have $H_{is} = 1$. So $\sum_j H_{ij}x_j = \sum_{j \neq s} G_{ij}x_j + x_s \geq 1$. This is identical to $\sum_{j \neq s} G_{ij}x_j \geq (1 - x_s)$. Noting that $x_s = 1$, and hence $(1 - x_s) = 0 = k_i$, yields the result. \square

Proof of Proposition 1 First, it follows from Lemma 1 that the game $(H, \mathbf{1})$ is equivalent to the game (G, \mathbf{k}) . Second, it is clear that, at each of its iterations, the algorithm in Definition 2 deletes the set of agents who do not have enough remaining neighbours to meet the threshold (of 1) for taking action 1.

Therefore when the algorithm terminates, the remaining agents are exactly those who have at least 1 outward links (in the weighted sense) to others who have also not been deleted. This means they will take action 1 if all of their neighbours do so.

Therefore, the 1-core is an equilibrium. The maximality follows from the fact that the algorithm only deletes agents who will *never* take the action. Uniqueness follows from maximality. \square

Proof of Proposition 2 (i) Let \mathbf{x}^* denote an equilibrium, and let $I(\mathbf{x}^*)$ denote the set of agents who take the action in the equilibrium \mathbf{x}^* .

Consider $I(\mathbf{x}^{\text{MAX}})$. Switching any set of these agents to not taking the action must: (1) reduce their own payoffs, and (2) reduce all other agents' payoffs, and strictly in some cases. (2) is true by the assumption of strictly positive spillovers and strong connectivity.²⁴ (1) can be seen by contradiction. If not, then agents would have a profitable deviation by doing so themselves – which would mean \mathbf{x}^{MAX} is not an equilibrium, presenting a contradiction. So switching any set of these agents to not taking the action must weakly reduce payoffs for all agents.

It follows from Remark 1 that for all equilibria, $\mathbf{x}^* \leq \mathbf{x}^{\text{MAX}}$ (in the element-wise sense), so $I(\mathbf{x}^*) \subset I(\mathbf{x}^{\text{MAX}})$ for all equilibria $\mathbf{x}^* \neq \mathbf{x}^{\text{MAX}}$. It then follows from the argument above that

²⁴This means that if any agent takes the action 1 there will be a strictly positive increase in the utility of at least one other agent, as all agents have positive in-degree.

payoffs for all agents are weakly lower in \mathbf{x}^* than in \mathbf{x}^{MAX} and strictly lower for at least some agents, for all equilibria $\mathbf{x}^* \neq \mathbf{x}^{\text{MAX}}$.

(ii) Consider any profile of actions \mathbf{x} . If \mathbf{x} is not a Nash Equilibrium, then it is trivially not a Coalition-Proof Nash Equilibrium. So now consider any Nash Equilibrium profile of actions \mathbf{x}^* . If $\mathbf{x}^* \neq \mathbf{x}^{\text{MAX}}$, then there is a profitable deviation for the grand coalition to \mathbf{x}^{MAX} . This is because \mathbf{x}^{MAX} Pareto dominates \mathbf{x}^* (shown in part (i)).

Finally, notice that iterated deletion of strictly dominated strategies guarantees that $x_i^* = 0$ for all i with $Peel(i) < k$. This follows from the operation of Definition 2. Then \mathbf{x}^{MAX} Pareto dominates all strategies that survive iterated deletion of strictly dominated strategies. This follows from the argument at the start of part (i). Finally, Moreno and Wooders [1996] show that any strategy whose support is contained in the set of action profiles that survive the iterated elimination of strictly dominated strategies and weakly Pareto dominates every other strategy whose in that set is a Coalition-Proof Nash Equilibrium.

(iii) We prove this by induction on the number of agents. The claim holds trivially for all games with 1 agent. Suppose now that the maximal equilibrium of the simultaneous move game is the unique SPNE outcome for all sequential games with n agents. In an abuse of terminology, we will use ‘maximal equilibrium’ to mean ‘maximal equilibrium of the simultaneous move game’.

Suppose now that we have a sequential move game with $n + 1$ agents. Suppose that agents are labelled according to their sequence of action. Fixing the first agent’s action defines an n -agent continuation game. Thus there are two n -agent continuation games: one for when agent 1 is fixed to take action 1 and another when agent 1 is fixed to take action 0.

By the induction hypothesis, each of these n -agent continuation games has a unique SPNE outcome, which is their respective maximal equilibria.²⁵

Let $\mathbf{x}(\mathbf{1})^{\text{MAX}}$ be the maximal equilibrium which is played in the n -agent continuation game if agent 1 chooses action 1, and let $\mathbf{x}(\mathbf{0})^{\text{MAX}}$ be defined similarly. Furthermore, let $\mathbf{x}_{-1}^{\text{MAX}}$ be the profile of actions actually played by all agents excluding agent 1 in the maximal equilibrium of the $n + 1$ player game.²⁶ We consider two cases:

Case 1: Suppose that $x_1^{\text{MAX}} = 0$. We wish to show that $\mathbf{x}^{\text{MAX}} = (0, \mathbf{x}(\mathbf{0})^{\text{MAX}})$ and that agent 1 prefers \mathbf{x}^{MAX} to $(1, \mathbf{x}(\mathbf{1})^{\text{MAX}})$. For the first part: notice that since $x_1^{\text{MAX}} = 0$, in the induced subgame on the remaining n agents, we must have that $\mathbf{x}(\mathbf{0})^{\text{MAX}} = \mathbf{x}_{-1}^{\text{MAX}}$. If we had that $\mathbf{x}(\mathbf{0})^{\text{MAX}}$ was larger than $\mathbf{x}_{-1}^{\text{MAX}}$, then we would have a contradiction on the definition of maximal

²⁵Notice that the n agent continuation game is not the same as a game with only n -agents. In the continuation game where agent 1 is fixed to action 0, the continuation game is equivalent to removing agent 1 from the network. In the continuation game where agent 1 is fixed to play action 1, the continuation game is not equivalent to simply removing agent 1 from the network. Rather, it is equivalent to game on a network of $n + 1$ agents where agent 1 plays 1 non-strategically and the remaining n agents play strategically.

²⁶In other words, this is the tuple which consists of the actions of players $\{2, \dots, n + 1\}$ in \mathbf{x}^{MAX} .

equilibrium of the game with $n+1$ agents. If the converse were true, we would have a contradiction on the maximality of $\mathbf{x}(\mathbf{0})^{MAX}$.

For the second part: it is clear that there exists no SPNE outcome in which agent 1 takes action 1. This follows since any SPNE outcome path must be an NE, and agent 1 is the first mover. Therefore, the unique SPNE outcome path must be \mathbf{x}^{MAX} .

Case 2: Suppose that $x_1^{MAX} = 1$. We can use a similar strategy to case 1. It is clear that $\mathbf{x}(\mathbf{1})^{MAX} = \mathbf{x}_{-1}^{MAX}$ by the same logic as for Case 1. Thus, it remains to show that agent 1 prefers \mathbf{x}^{MAX} to $(0, \mathbf{x}(\mathbf{0})^{MAX})$. If the converse were true, then $(0, \mathbf{x}(\mathbf{0})^{MAX})$ must be a Nash equilibrium. But fact that \mathbf{x}^{MAX} Pareto dominates all other Nash Equilibria means that it must be that 1 is weakly better off in \mathbf{x}^{MAX} , which would yield a contradiction.

Proof of Proposition 3 This follows from Proposition 1 coupled with the discussion that immediately precedes the statement of Proposition 3. \square

Proof of Proposition 4 First notice that best responses are increasing: $\underline{BR}(\mathbf{x}') \geq \underline{BR}(\mathbf{x})$ for all $\mathbf{x}' \geq \mathbf{x}$. Second, because there is a finite number of agents and actions are binary, iterating best responses must arrive at an equilibrium in finite time (if not, then we would have $x_i^{\tau+1} > x_i^\tau$, for some i , for all τ – which is clearly impossible). WLOG let $\bar{\tau}$ denote the smallest τ such that $\hat{\mathbf{x}}^{\tau+1} = \underline{BR}(\hat{\mathbf{x}}^\tau)$. So $\hat{\mathbf{x}}^\tau$ is, by definition, a Nash equilibrium profile.

Therefore best response dynamics converge to a Nash Equilibrium. We now show by induction that iterating best responses when starting from $\hat{\mathbf{x}}^0 = \mathbf{0}$ leads to the minimal equilibrium (i.e. that $\mathbf{x}^{ne} \geq \hat{\mathbf{x}}^\tau$ for all τ).

Show for $\tau = 0$: $\hat{\mathbf{x}}^0 = \mathbf{0}$ by assumption. Therefore trivial (as $\mathbf{x} \geq \mathbf{0}$ for all \mathbf{x}). **Assume for $\tau = t - 1$:** if $\hat{x}_i^t = \underline{BR}_i(\hat{\mathbf{x}}^{t-1}) = 1$, then i must choose $x_i = 1$ in all Nash Equilibria. So we must have $\mathbf{x}^{ne} \geq \hat{\mathbf{x}}^{t-1}$, for all Nash Equilibrium profiles \mathbf{x}^{ne} . **Show for $\tau = t$:** by assumption all agents with $\hat{x}_i^t = 1$ must take the action in all Nash Equilibria. So no $\mathbf{x} \leq \hat{\mathbf{x}}^t$ could be a Nash equilibrium. Then if $\hat{x}_i^{t+1} = \underline{BR}_i(\hat{\mathbf{x}}^t) = 1$, i must also choose $x_i = 1$ in all Nash Equilibria. This follows from the increasing best responses (and the fact that $\mathbf{x}^{ne} \geq \hat{\mathbf{x}}^t$ for all \mathbf{x}^{ne}). So we must have $\mathbf{x}^{ne} \geq \hat{\mathbf{x}}^t$, for all Nash Equilibrium profiles \mathbf{x}^{ne} . \square

Proof of Proposition 5 Part 1: $H[A]$ is a 1-core and $H[A \cup \{i\}]$ is *not* a 1-core $\implies A$ is a Nash Equilibrium. By the definition of the 1-core, we have $\sum_{\ell \in A} H_{j\ell} \geq 1$ for all $j \in A$. Therefore all $j \in A$ prefer to choose $x_j = 1$ if all other $j \in A$ do so too (regardless of the choices of agents $i \notin A$). Also by the definition of the 1-core, we have $\sum_{\ell \in A} H_{i\ell} < 1$ for all $i \notin A$.²⁷ So all $i \notin A$ prefer to choose $x_i = 0$ if all other $i \notin A$ do so too (regardless of the choices of agents $j \in A$). Therefore $x_i = 1$ for all $i \in A$ and $x_i = 0$ for all $i \notin A$ is a Nash Equilibrium.

²⁷We can see this by a simple contradiction argument. If it were not the case, then $A \cup \{i\}$ would constitute a 1-core. Which would be a contradiction.

Part 2: A is a Nash Equilibrium $\implies H[A]$ is a 1-core and $H[A \cup \{i\}]$ is *not* a 1-core.

For A to be a Nash Equilibrium, we must have: $\sum_{\ell} H_{j\ell} x_{\ell} \geq 1$ for all $j \in A$ and $\sum_{\ell} H_{i\ell} x_{\ell} \leq 1$ for all $i \notin A$. Additionally (and by definition), $x_j = 1$ for all $j \in A$ and $x_i = 0$ for all $i \notin A$. Substituting these into the inequalities yields: $\sum_{\ell \in A} H_{j\ell} \geq 1$ for all $j \in A$ and $\sum_{\ell \in A} H_{i\ell} \leq 1$ for all $i \notin A$.

By assuming no indifferences, we have ruled out $\sum_{\ell \in A} H_{i\ell} = 1$ for any $i \notin A$.

Finally, note that by definition having $\sum_{\ell \in A} H_{j\ell} \geq 1$ for all $j \in A$ means $H[A]$ is a 1-core. And also by definition, having $\sum_{\ell \in A} H_{i\ell} < 1$ for all $i \notin A$ means that $H[A \cup \{i\}]$ is *not* a 1-core of H for any $i \in N \setminus A$. \square

Proof of Remark 2 Actions. When $k_i \leq 0$, we have $i \in \mathcal{C}_H^1$. This is true by the way we construct H (that $H_{is} = 2$ and $H_{si} = 1$ is sufficient). Therefore $x_i^{MAX} = 1$ whenever $k_i \leq 0$.

When $k_i > 0$, H_{ij} is strictly increasing in G_{ij} and strictly decreasing in k_i for all i, j . It is clear from the construction of the k -core algorithm that strengthening any link H_{ij} can never cause i to be removed from the 1-core of H . So actions are weakly increasing in H_{ij} for all i, j .

Welfare. for any given $(x_i)_{i=1}^n$, u_i is weakly increasing in $G_{j\ell}$ for all i, j, ℓ (strictly if $i = j$). This is by the definition of positive spillovers. Re-optimisation can only raise payoffs further. \square

Proof of Remark 3 Follows from the proof of the generalised version of the result (see the Online Appendix).