

The Finiteness Principle for the boundary values of C^2 -functions

By PAVEL SHVARTSMAN

Department of Mathematics, Technion - Israel Institute of Technology,

32000 Haifa, Israel

e-mail: pshv@technion.ac.il

Abstract

Let Ω be a domain in \mathbf{R}^n , and let $N = 3 \cdot 2^{n-1}$. We prove that the trace of the space $C^2(\Omega)$ to the boundary of Ω has the following finiteness property: A function $f : \partial\Omega \rightarrow \mathbf{R}$ is the trace to the boundary of a function $F \in C^2(\Omega)$ provided there exists a constant $\lambda > 0$ such that for every set $E \subset \partial\Omega$ consisting of at most N points there exists a function $F_E \in C^2(\Omega)$ with $\|F_E\|_{C^2(\Omega)} \leq \lambda$ whose trace to $\partial\Omega$ coincides with f on E . We also prove a refinement of this finiteness principle, which shows that in this criterion we can use only N -point subsets $E \subset \partial\Omega$ which have some additional geometric “visibility” properties with respect to the domain Ω .

CONTENTS

1. Introduction.	2
1.1 The trace problem for the space $C^2(\Omega)$.	2
1.2 The intrinsic metric in Ω and its Cauchy completion.	3
1.3. C^2 -traces to the split boundary of a domain and the finiteness principle.	7
1.4. The finiteness principle for C^2 boundary values in two dimensional case: an example.	9
2. Notation and preliminaries.	13
2.1 Background notation.	13
2.2 Uniform continuity of $C^2(\Omega)$ -functions.	15
2.3 Whitney covering and smooth partition of unity.	21
3. Whitney-type extension criterions for C^2 boundary values.	22
4. C^2 boundary values and Lipschitz selections of affine-set valued mappings.	31
4.1 The C^2 trace problem as a problem in combinatorial geometry.	31
4.2 Affine-set valued mappings generated by C^2 functions and their Lipschitz selections.	34
4.3 The final step of the proof of the Finiteness Principle for C^2 boundary values.	36
5. A refinement of the Finiteness Principle for C^2 boundary values.	39
References	41

Math Subject Classification: 46E35

Key Words and Phrases: Split boundary, C^2 boundary values, Set-valued mapping, Lipschitz selection, the Finiteness Principle.

This research was supported by the ISRAEL SCIENCE FOUNDATION (grant No. 520/22).

1. Introduction.

1.1 The trace problem for the space $C^2(\Omega)$.

Let Ω be an *arbitrary* domain in \mathbf{R}^n , i.e., a non-empty path connected open subset of \mathbf{R}^n . We let $C^2(\Omega)$ denote the homogeneous space of C^2 -functions on Ω whose partial derivatives of order two are continuous and bounded on Ω . $C^2(\Omega)$ is seminormed by

$$\|F\|_{C^2(\Omega)} = \sum_{|\alpha|=2} \sup_{\Omega} |D^\alpha F|. \quad (1.1)$$

Let Ω^{cl} be the closure of Ω (with respect to the Euclidean distance), and let $\partial\Omega = \Omega^{\text{cl}} \setminus \Omega$ be the boundary of Ω . In this paper we study the following trace problem.

Problem 1.1 Given a domain $\Omega \subset \mathbf{R}^n$, find necessary and sufficient conditions for an arbitrary function f defined on $\partial\Omega$ to be the trace to $\partial\Omega$ of a function $F \in C^2(\Omega)$.

This problem is of great interest, mainly due to its important applications to boundary-value problems in partial differential equations where it is essential to be able to characterize the functions defined on $\partial\Omega$, which appear as traces to $\partial\Omega$ of $C^2(\Omega)$ -functions.

We note that the trace of the space $C^2(\Omega)$ to the boundary of Ω can be identified with the trace to the boundary of the (homogeneous) Sobolev space $W^{2,\infty}(\Omega)$. Therefore, Problem 1.1 can be considered as a special case of the general problem of characterizing the boundary values of Sobolev functions.

There is an extensive literature devoted to the theory of boundary traces in Sobolev spaces and various spaces of smooth functions. Among the multitude of results we mention the monographs [21, 27–29], and the papers [1, 18, 20, 26, 30, 36, 39, 43]; we refer the reader to these works and references therein for numerous results and techniques concerning this topic. In these monographs and papers Problem 1.1 is investigated and solved for various families of smooth, Lipschitz and non-Lipschitz domains in \mathbf{R}^n with different types of singularities on the boundary.

In this paper we characterize the traces to the boundary of $C^2(\Omega)$ -functions whenever Ω is an *arbitrary* domain in \mathbf{R}^n .

The first challenge that we face in the study of Problem 1.1 for an arbitrary domain $\Omega \subset \mathbf{R}^n$ is the need to find a “natural” definition of the trace of a $C^2(\Omega)$ -function to the boundary of the domain which is compatible with the structure of C^2 -functions on the domain Ω . More specifically, we want to choose this definition in such a way that every $F \in C^2(\Omega)$ possesses a well-defined “trace” to $\partial\Omega$ which in a certain sense characterizes the behavior of the function F near the boundary.

Since the $C^2(\Omega)$ -functions are continuous on Ω , given $F \in C^2(\Omega)$ it would at first seem quite natural to try to define the “boundary values” of F on $\partial\Omega$ to be the *continuous* extension of F from Ω to $\partial\Omega$. In other words, we could try to extend the domain of definition of F to the closure of Ω , the set Ω^{cl} , by letting

$$\bar{F}(y) = \lim_{\substack{\|x\| \\ x \rightarrow y, x \in \Omega}} F(x), \quad \text{for each } y \in \Omega^{\text{cl}}. \quad (1.2)$$

Here $\|\cdot\|$ denotes the Euclidean norm in \mathbf{R}^n .

This indeed is the natural definition to use for certain classes of domains in \mathbf{R}^n such as domains with locally smooth boundary or locally Lipschitz boundary. But in general it does not work. For an obvious example showing this, consider the planar domain which is a “slit square” $\Omega = (-1, 1)^2 \setminus J$,

where J is the line segment $[(-1/2, 0), (1/2, 0)]$. The reader can easily construct a function $F \in C^2(\Omega)$ which equals zero on the upper “semi-square” $\{x = (x_1, x_2) \in [-1/4, 1/4]^2 : x_2 > 0\}$ and takes the value 1 on the lower “semi-square” $\{x = (x_1, x_2) \in [-1/4, 1/4]^2 : x_2 < 0\}$. Clearly, (1.2) cannot provide a well defined function \bar{F} on the segment $[(-1/4, 0), (1/4, 0)] \subset \partial\Omega$. The obvious reason for the existence of such kinds of counterexamples is the fact that the continuity of a $C^2(\Omega)$ -function does not imply its *uniform* continuity on Ω .

In order to define a notion of “trace to the boundary” which will work for *all* domains Ω we adopt the approach developed in papers [40] and [36]. Let us recall its main features. The point of departure of this approach is the following property of $C^2(\Omega)$ -functions:

Let d_Ω be the intrinsic metric on a domain $\Omega \subset \mathbf{R}^n$. Then each $F \in C^2(\Omega)$ is a uniformly continuous (with respect to d_Ω) function on every bounded (in the metric d_Ω) subset of Ω .

See Section 2.2, Proposition 2.8. We recall that, for every $x, y \in \Omega$,

$$d_\Omega(x, y) = \inf_\gamma \text{length}(\gamma) \quad (1.3)$$

where the infimum is taken over all simple rectifiable curves $\gamma \subset \Omega$ joining x to y in Ω .

This property motivates us to define the *completion* of Ω with respect to this intrinsic metric. We can then define the “trace to the boundary” of each function $F \in C^2(\Omega)$ by first extending F by continuity (with respect to d_Ω) to a continuous function \tilde{F} defined on this completion, and then taking the restriction of \tilde{F} to the appropriately defined *boundary* of this completion.

As is of course to be expected, in all cases where the definition (1.2) is applicable, these new notions of boundary and trace coincide with the “classical” ones.

We will continue our formal development of this approach in the next section.

1.2 The intrinsic metric in Ω and its Cauchy completion.

Let us now recall several standard facts concerning Cauchy completions and fix the notation that we will use here for the particular case of the Cauchy completion of (Ω, d_Ω) .

Throughout this paper we will use the notation (x_i) for a sequence $\{x_i \in \Omega : i = 1, 2, \dots\}$ of points in Ω . Let $C[\Omega, d_\Omega]$ be the family of all Cauchy sequences in Ω with respect to the metric d_Ω :

$$C[\Omega, d_\Omega] = \{(x_i) : x_i \in \Omega, \lim_{i, j \rightarrow \infty} d_\Omega(x_i, x_j) = 0\}. \quad (1.4)$$

Observe that the set $C[\Omega, d_\Omega]$ consists of all sequences $(x_i) \subset \Omega$ which converge in Ω^{cl} (in the Euclidean norm) and are fundamental with respect to the metric d_Ω .

By “ \sim ” we denote the standard equivalence relation on $C[\Omega, d_\Omega]$,

$$(x_i) \sim (y_i) \Leftrightarrow \lim_{i \rightarrow \infty} d_\Omega(x_i, y_i) = 0. \quad (1.5)$$

For each sequence $(x_i) \in C[\Omega, d_\Omega]$, we use the notation

$$[(x_i)] \text{ is the equivalence class of } (x_i) \text{ with respect to “} \sim \text{”}. \quad (1.6)$$

Let

$$\Omega^* = \{[(x_i)] : (x_i) \in C[\Omega, d_\Omega]\} \quad (1.7)$$

be the set of all equivalence classes with respect to \sim . We let d_Ω^* denote the standard metric on Ω^* defined by the formula

$$d_\Omega^*([(x_i)], [(y_i)]) = \lim_{i \rightarrow \infty} d_\Omega(x_i, y_i), \quad [(x_i)], [(y_i)] \in \Omega^*. \quad (1.8)$$

As usual, every point

$$x \in \Omega \text{ is identified with the equivalence class } \hat{x} = [(x, x, \dots)]$$

of the constant sequence. This identification enables us to consider the domain Ω as a subset of Ω^* . Note that

$$d_{\Omega}^*|_{\Omega \times \Omega} = d_{\Omega},$$

i.e., the mapping $\Omega \ni x \mapsto \hat{x} \in \Omega^*$ is an isometry.

Remark 1.2 Since $\|x - y\| \leq d_{\Omega}(x, y)$ on Ω , every Cauchy sequence $(x_i) \in C[\Omega, d_{\Omega}]$ is also a Cauchy sequence with respect to the Euclidean distance. Therefore, it converges to a point in Ω^{cl} . Moreover, all sequences from any given equivalence class $\omega = [(x_i)] \in \Omega^*$ converge (in $\|\cdot\|$) to the same point. We denote the common (Euclidean) limit point of all these sequences by $\ell(\omega)$. Thus,

$$y_i \xrightarrow{\|\cdot\|} \ell(\omega) \text{ as } i \rightarrow \infty \quad (1.9)$$

for every sequence $(y_i) \in \omega$. Clearly, thanks to (1.8) and (1.9),

$$\|\ell(\omega) - \ell(\omega')\| \leq d_{\Omega}^*(\omega, \omega') \quad (1.10)$$

for every $\omega, \omega' \in \Omega^*$. ◀

Remark 1.3 Clearly, for every $x \in \Omega$ and every u, v belonging to a sufficiently small neighborhood of x we have $d_{\Omega}(u, v) = \|u - v\|$. This shows that the metric d_{Ω} and the Euclidean metric determine the same local topology on Ω .

In particular, this implies that Ω is an *open subset* of Ω^* in the d_{Ω}^* -topology. ◀

We are now ready to define a kind of “boundary” of Ω , which is the appropriate replacement of the usual boundary for our purposes here, and will be one of the main objects to be studied in this paper.

Definition 1.4 We let $\partial^* \Omega$ denote the boundary of Ω (as an open subset of Ω^*) in the topology of the metric space (Ω^*, d_{Ω}^*) . We call $\partial^* \Omega$ the *split boundary* of the domain Ω .

Let us give some remarks related to the structure of the split boundary.

Note that, thanks to Remark 1.3, $\partial^* \Omega = \Omega^* \setminus \Omega$. Thus $\partial^* \Omega$ consists of the *new elements* which appear as a result of taking the completion of Ω with respect to the metric d_{Ω} .

Next, Remark 1.2 tells us that

$$\ell(\omega) \in \partial \Omega \text{ for each } \omega \in \partial^* \Omega.$$

This means that every element of the split boundary can be identified with a point $x \in \partial \Omega$ and an equivalence class $[(x_i)]_{\alpha}$ of Cauchy sequences (with respect to the metric d_{Ω}) which converge to x in the Euclidean norm.

However, as of course is to be expected from the preceding discussion, in general the set $\partial^* \Omega$ will not be in one to one correspondence with $\partial \Omega$ because there may be points $x \in \partial \Omega$ which “split” into a family of elements $\omega \in \partial^* \Omega$ all of which satisfy $\ell(\omega) = x$. Such families may even be infinite. Every ω in such a family can be thought of as a certain “approach” to the point x by elements of Ω whose d_{Ω} -distance to x tends to 0. For example, in Fig. 1 the point x splits into 6 different elements of $\partial^* \Omega$, while the points x' and x'' split, respectively, into 3 and 2 such elements.

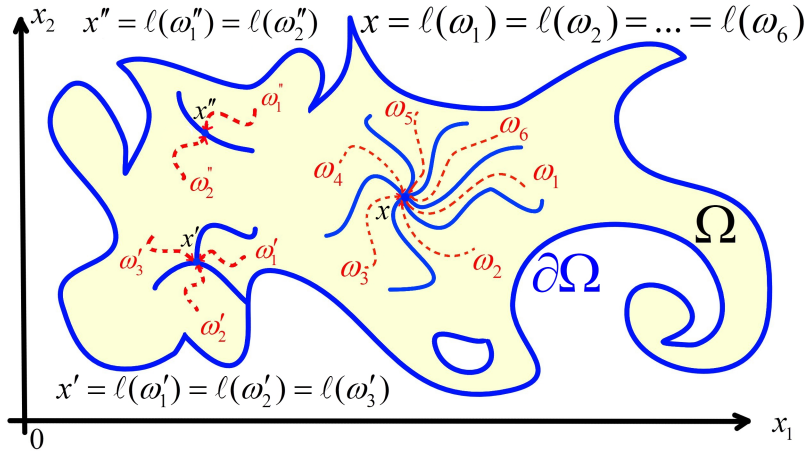


Fig. 1: A domain Ω with agglutinated parts of the boundary.

We will use the terminology *agglutinated point* for points (like x , x' and x'' in Fig. 1) which “split” into multiple elements of the split boundary. Formally, a point $x \in \partial\Omega$ will be called an agglutinated point of $\partial\Omega$ if there exist at least two different equivalence classes $\omega_1, \omega_2 \in \Omega^*$, $\omega_1 \neq \omega_2$, such that

$$x = \ell(\omega_1) = \ell(\omega_2).$$

We refer to the set of all agglutinated points as the agglutinated part of the boundary.

The reader may care to think of the split boundary of Ω as a kind of “bundle” of the regular boundary $\partial\Omega$ under cutting of $\partial\Omega$ along its “agglutinated” parts, see Fig. 2.

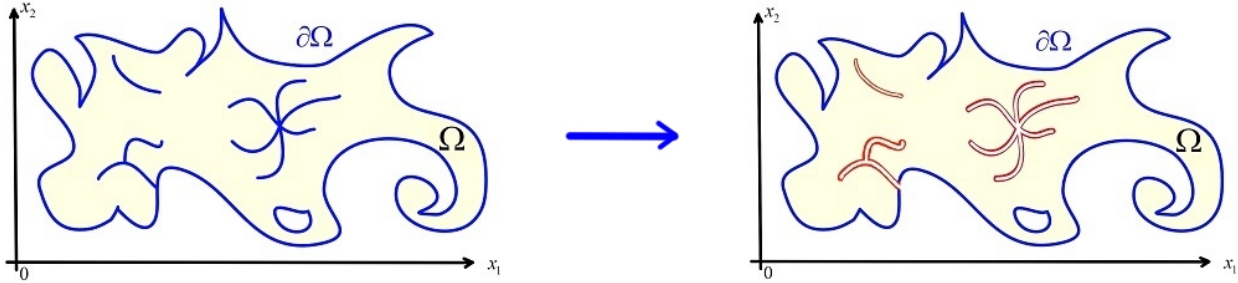


Fig. 2: Cutting the domain Ω along the agglutinated parts of the boundary

Remark 1.5 In general, when we associate elements of $\partial^*\Omega$ to elements of $\partial\Omega$ in the way described above, we can also lose a part of $\partial\Omega$. I.e., there may exist points in $\partial\Omega$ which do not arise as $\ell(\omega)$ for any $\omega \in \partial^*\Omega$. We refer to the set of all such points as the *inaccessible part of $\partial\Omega$* . More formally, we set

$$I(\Omega) = \{x \in \partial\Omega : \nexists \omega \in \Omega^* \text{ such that } x = \ell(\omega)\}.$$

Thus $I(\Omega)$ is the set of all points $x \in \partial\Omega$ such that every sequence (x_i) in Ω which converges to x in $\|\cdot\|$ -norm, is not a Cauchy sequence with respect to the metric d_Ω . Roughly speaking $I(\Omega)$ consists of all points $x \in \partial\Omega$ for which $d_\Omega^*(x, \Omega) = +\infty$, i.e., there is no rectifiable curve Γ of finite length with one of the end at x such that $\Gamma \setminus \{x\} \subset \Omega$.

We call the set $\partial\Omega \setminus I(\Omega)$ the *accessible part of $\partial\Omega$* .

It may be helpful to give an explicit example of a domain Ω which has a non-empty inaccessible part. Fig. 3 shows such a domain. In this picture the line segment $[A, B]$ is a part of the boundary of Ω . Clearly, for every $x \in [A, B]$, $y \in \Omega$, and every sequence (x_i) in Ω such that $\|x_i - x\| \rightarrow 0$, the intrinsic distance

$$d_{\Omega}(x_i, y) \rightarrow \infty \text{ as } i \rightarrow \infty.$$

(Of course, every such a sequence (x_i) in Ω is not a Cauchy sequence with respect to d_{Ω} .)

Thus $[A, B]$ is the inaccessible part of $\partial\Omega$. Let us also note that in this case the split boundary of the domain Ω , the set $\partial^*\Omega$, can be identified with $\partial\Omega \setminus [A, B]$.

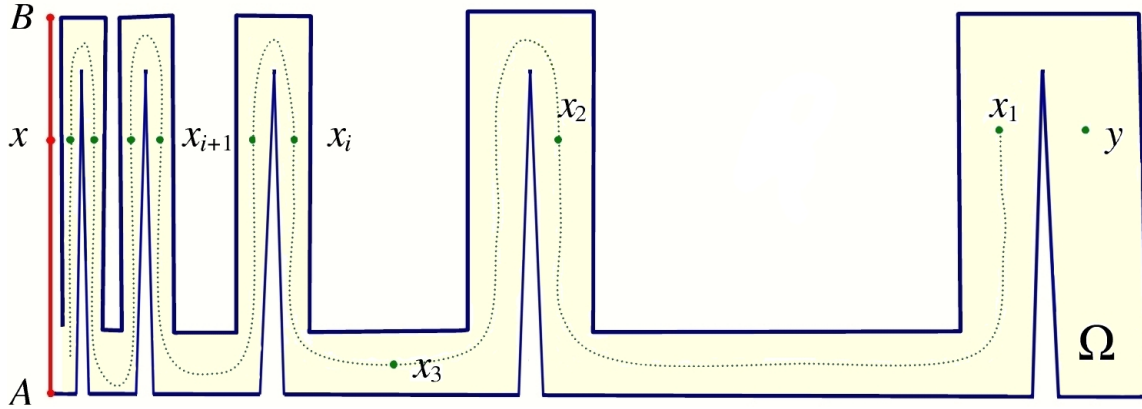


Fig. 3: A domain Ω with non-empty set of inaccessible points of $\partial\Omega$.

The need to deal (or not deal) appropriately with parts of the boundary of some domain Ω which are not accessible with respect to an intrinsic metric on Ω arises naturally in the study of boundary values of smooth functions. For instance, consider the space $\text{Lip}(\Omega, d_{\Omega})$ of functions on Ω satisfying a Lipschitz condition with respect to the geodesic metric d_{Ω} .

This metric can be extended “by continuity” to the boundary of Ω . We denote this extension of d_{Ω} by $d_{\Omega^{\text{cl}}}$. In this case the inaccessible part of $\partial\Omega$, the set $\mathcal{I}(\Omega)$, consists of points $x \in \partial\Omega$ such that the geodesic distance from x to Ω , i.e., $d_{\Omega}(x, \Omega)$, equals $+\infty$. Since

$$d_{\Omega^{\text{cl}}}(\mathcal{I}(\Omega), \Omega) = +\infty,$$

there are no points in Ω which are *close to* $\mathcal{I}(\Omega)$. Consequently, the notion of the trace of a $\text{Lip}(\Omega, d_{\Omega})$ -function to $\mathcal{I}(\Omega)$ is meaningless.

Conversely, for the same reason, for every function $f : \partial\Omega \rightarrow \mathbf{R}$ its values on $\mathcal{I}(\Omega)$ do not have any influence on whether f can be extended to a $\text{Lip}(\Omega, d_{\Omega})$ -function on all of the domain Ω . (Note that the trace of the space $\text{Lip}(\Omega, d_{\Omega})$ to the accessible part of the boundary coincides with the space $\text{Lip}(\partial\Omega \setminus \mathcal{I}(\Omega), d_{\Omega^{\text{cl}}})$.)

We also refer the reader to the paper [43], p. 482, by H. Whitney, where similar problems for C^m boundary values were discussed, and the corresponding examples of a planar domain Ω with one point of inaccessibility on the boundary and a C^1 -function on Ω were given.

These observations motivate our approach to the notion of the boundary values of smooth functions on Ω as the restriction to the accessible part of $\partial\Omega$ rather than the restriction to all of the boundary of the domain Ω .

1.3. C^2 -traces to the split boundary of a domain and the finiteness principle.

We are now in a position to define the trace of $C^2(\Omega)$ to the split boundary of a domain $\Omega \subset \mathbf{R}^n$.

As already mentioned above, each $F \in C^2(\Omega)$ is a *uniformly continuous function* with respect to the intrinsic metric d_Ω on every bounded subset of the metric space (Ω, d_Ω) . Since Ω is a dense subset of Ω^* (in d_Ω^* -metric), there exists a (unique) continuous extension \widetilde{F} of F from Ω to Ω^* . See Section 2.2 for details.

We let $\text{Tr}_{\partial^*\Omega}[F]$ denote the restriction of \widetilde{F} to $\partial^*\Omega$, i.e.,

$$\text{Tr}_{\partial^*\Omega}[F] = \widetilde{F}|_{\partial^*\Omega}.$$

We refer to the function $\text{Tr}_{\partial^*\Omega}[F]$ as *the trace of F to the split boundary of Ω* .

More specifically, $\text{Tr}_{\partial^*\Omega}[F]$ is a function on $\partial^*\Omega$ defined as follows: Let $\omega \in \partial^*\Omega$ be an equivalence class and let $(y_i) \in \omega$. Then

$$\text{Tr}_{\partial^*\Omega}[F](\omega) = \lim_{i \rightarrow \infty} F(y_i). \quad (1.11)$$

Since $F \in C^2(\Omega)$ is uniformly continuous with respect to d_Ω (on d_Ω -bounded subsets of Ω), the trace $\text{Tr}_{\partial^*\Omega}[F]$ is well defined and does not depend on the choice of the sequence $(y_i) \in \omega$ in (1.11).

An equivalent definition of the trace $\text{Tr}_{\partial^*\Omega}[F]$ is given by the formula:

$$\text{Tr}_{\partial^*\Omega}[F](\omega) = \lim\{F(x) : d_\Omega^*(x, \omega) \rightarrow 0, x \in \Omega\}.$$

For every domain Ω we can define the Banach space $\text{Tr}_{\partial^*\Omega}[C^2(\Omega)]$ of all traces to the split boundary of Ω :

$$\text{Tr}_{\partial^*\Omega}[C^2(\Omega)] = \{f : \text{there exists } F \in C^2(\Omega) \text{ such that } \text{Tr}_{\partial^*\Omega}[F] = f\}. \quad (1.12)$$

We equip the space $\text{Tr}_{\partial^*\Omega}[C^2(\Omega)]$ with the seminorm

$$\|f\|_{\text{TR}(\Omega)} = \inf\{\|F\|_{C^2(\Omega)} : F \in C^2(\Omega), \text{Tr}_{\partial^*\Omega}[F] = f\}.$$

The above concepts and definitions allow us to give the following strict version of the problem of describing the boundary values of C^2 -functions defined on domains in \mathbf{R}^n . (Cf. Problem 1.1.)

Problem 1.6 Let $\Omega \subset \mathbf{R}^n$ be a domain and let $f : \partial^*\Omega \rightarrow \mathbf{R}$ be a function defined on the split boundary of Ω . We ask two questions:

1. *How can we decide whether there exists a function $F \in C^2(\Omega)$ such that $\text{Tr}_{\partial^*\Omega}[F] = f$?*
2. *Consider the C^2 -seminorms of all functions $F \in C^2(\Omega)$ such that $\text{Tr}_{\partial^*\Omega}[F] = f$. How small can these seminorms be?*

Problem 1.6 is a variant of a classical extension problem posed by H. Whitney in 1934 in his pioneering papers [41, 42], namely: *How can one tell whether a given function f defined on an arbitrary subset $E \subset \mathbf{R}^n$ extends to a C^m -function on all of \mathbf{R}^n ?*

Over the years since 1934 this problem, often called the Whitney Extension Problem, has attracted a lot of attention, and there is an extensive literature devoted to different aspects of this problem and its analogues for various spaces of smooth functions. Among the multitude of results known so far we mention those in the papers and monographs [2–13, 15, 16, 19, 31, 33, 37]. We refer the reader to all of these papers and references therein, for numerous results and techniques concerning this topic.

Remark 1.7 Let us illustrate the relationship between the Whitney Extension Problem and Problem 1.6 with the following example. Let $E \subset \mathbf{R}^n$ be a *finite* set, and let $\Omega = \mathbf{R}^n \setminus E$. Clearly, $E = \partial\Omega$. It is also clear that in this case

$$d_\Omega(x, y) = \|x - y\| \quad \text{for all } x, y \in \Omega,$$

see (1.3), i.e., the intrinsic metric in Ω coincides with the Euclidean one. This enables us to identify the set Ω^{cl} , the closure of Ω , with Ω^* , the Cauchy completion of Ω with respect to d_Ω , see (1.7). Furthermore, in this case, the split boundary $\partial^*\Omega$, see Definition 1.4, can be identified with $\partial\Omega = E$, and the trace space $\text{Tr}_{\partial^*\Omega}[C^2(\Omega)]$ (see (1.12)) can be identified with the standard trace space $C^2(\mathbf{R}^n)|_{\partial\Omega}$ of all restrictions of $C^2(\mathbf{R}^n)$ -functions to $\partial\Omega$.

Thus, given a domain $\Omega \subset \mathbf{R}^n$ with the boundary consisting of finite number of points, the boundary value Problem 1.6 coincides with the Whitney Extension Problem for the restrictions of $C^2(\mathbf{R}^n)$ -functions to finite subsets of \mathbf{R}^n . A solution to this problem was given in [31] and [33]. See also [4, 5]. The main results of our paper, which we present below, are proven by adapting ideas and methods developed in these works for domains in \mathbf{R}^n with an arbitrary (not necessarily finite) boundary. ◀

We now turn to the formulation of the main results of the paper. Let $C(\partial^*\Omega, d_\Omega^*)$ be the space of continuous (with respect to the metric d_Ω^*) functions defined on $\partial^*\Omega$.

Theorem 1.8 *Let $\Omega \subset \mathbf{R}^n$ be a domain, and let $f \in C(\partial^*\Omega, d_\Omega^*)$ be a continuous function defined on its split boundary $\partial^*\Omega$. Let λ be a positive constant and let $N = 3 \cdot 2^{n-1}$.*

Suppose that for every subset $E \subset \partial^\Omega$ consisting of at most N elements there exists a function $F_E \in C^2(\Omega)$ with $\|F_E\|_{C^2(\Omega)} \leq \lambda$ such that $\text{Tr}_{\partial^*\Omega}[F_E]$ coincides with f on E .*

Then there exists a function $F \in C^2(\Omega)$ with $\|F\|_{C^2(\Omega)} \leq \gamma \lambda$ such that $\text{Tr}_{\partial^\Omega}[F] = f$.*

Here $\gamma = \gamma(n)$ is a constant depending only on n .

We refer to this result as *the Finiteness Principle for the boundary values of C^2 functions*.

Note that, thanks to Remark 1.7, for a domain $\Omega \subset \mathbf{R}^n$ with the boundary consisting of finite number of points, the statement of Theorem 1.8 coincides with the following Finiteness Principle for the restrictions of $C^2(\mathbf{R}^n)$ -functions to finite subsets of \mathbf{R}^n [31] (see also [5, 33]): *Let $\lambda > 0$, and let f be a function defined on a finite set $E \subset \mathbf{R}^n$ such that for every subset $E' \subset E$ with $\#E' \leq 3 \cdot 2^{n-1}$ there exists a function $F_{E'} \in C^2(\mathbf{R}^n)$ with $\|F_{E'}\|_{C^2(\mathbf{R}^n)} \leq \lambda$ which coincides with f on E' . Then there exists a function $F \in C^2(\mathbf{R}^n)$ with $\|F\|_{C^2(\mathbf{R}^n)} \leq \gamma(n) \lambda$ which coincides with f on all of the set E .*

Furthermore, the number $N = 3 \cdot 2^{n-1}$ in this statement is sharp. (We refer to this number as a *finiteness number*.) More specifically, it was shown in [31] that, given $\varepsilon > 0$, there exists an N -element set $E_\varepsilon \subset \mathbf{R}^n$ and a function $f_\varepsilon : E_\varepsilon \rightarrow \mathbf{R}$ such that the restriction $f_\varepsilon|_{E'}$ of f_ε to any $(N - 1)$ -element subset $E' \subset E_\varepsilon$ can be extended to a function $F_{E'} \in C^2(\mathbf{R}^n)$ with $\|F_{E'}\|_{C^2(\mathbf{R}^n)} \leq 1$ but $\|F\|_{C^2(\mathbf{R}^n)} \geq 5/\varepsilon$ for every function $F \in C^2(\mathbf{R}^n)$ which coincides with f_ε on E_ε .

Thus, these observations show that the finiteness number $N = 3 \cdot 2^{n-1}$ from Theorem 1.8, the Finiteness Principle for the boundary values of C^2 functions, is sharp as well.

Fefferman [6] proved that the Finiteness Principle for the restrictions of $C^m(\mathbf{R}^n)$ -functions to finite subsets of \mathbf{R}^n holds for all $m, n \geq 1$ with the finiteness number $N = N(m, n)$ depending only on m and n . Note that the phenomenon of “finiteness” in the Whitney Extension Problem and its analogues for various spaces of smooth functions have been intensively studied in recent years. We refer the reader to [3, 5, 7, 8, 10–16, 23–25, 33, 35] and references there in for various results concerning this topic.

1.4. The finiteness principle for C^2 boundary values in two dimensional case: an example.

Let us illustrate the Finiteness Principle for the boundary values of C^2 functions defined on *plane domains*. In particular, given a domain $\Omega \subset \mathbf{R}^2$ and a function $f : \partial^*\Omega \rightarrow \mathbf{R}$, this principle states that the existence of a C^2 -extensions of f from *every six element subset* of $\partial^*\Omega$ to Ω with the C^2 -seminorm bounded by 1 provides the existence of a C^2 -extension of f from *all of the split boundary* $\partial^*\Omega$ to Ω (with the C^2 -seminorm bounded by some absolute constant γ).

Let us demonstrate how this principle works on the example of a domain Ω shown in the left part of Fig. 4 (as the area colored yellow with the boundary colored blue).

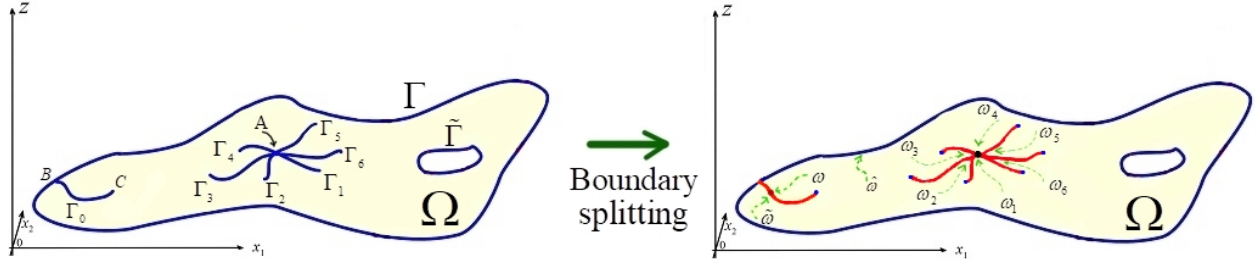


Fig. 4: The domain Ω (in the left part) and the family of agglutinated points of its boundary.

Let us give some comments regarding Fig. 4. The boundary $\partial\Omega$ of the domain Ω (shown in the left part of Fig. 4) is the union of the piecewise smooth curves $\Gamma, \tilde{\Gamma}, \Gamma_0, \Gamma_1, \dots, \Gamma_6$. The curves Γ and $\tilde{\Gamma}$ are closed disjoint curves while $\Gamma_0, \Gamma_1, \dots, \Gamma_6$ are self-nonintersecting curves. The curves $\Gamma_1, \dots, \Gamma_6$ have the unique common point, the point A . The points B and C are the end points of the curve Γ_0 ; furthermore, the point B is the unique common point of Γ_0 and Γ .

Let us note that some points of $\partial\Omega$ split into elements of $\partial^*\Omega$, the split boundary of Ω . To show these points, we partition $\partial\Omega$ into three pairwise disjoint sets, namely the sets $(\partial\Omega)^{blue}$, $(\partial\Omega)^{red}$ and $(\partial\Omega)^{black} = \{A\}$ (singleton $\{A\}$), marked on the right part of Fig. 4 in blue, red and black colors respectively.

The set $(\partial\Omega)^{blue}$ is characterized by the following property: for each $x \in (\partial\Omega)^{blue}$ there exists a unique element $\hat{\omega} \in \partial^*\Omega$ such that $\ell(\hat{\omega}) = x$. In other words, the points of the set $(\partial\Omega)^{blue}$ do not split. Clearly, the set $(\partial\Omega)^{blue}$ is the union of the curves Γ and $\tilde{\Gamma}$, the point C (the end point of Γ_0) and the ends points of the curves $\Gamma_1, \dots, \Gamma_6$ distinct from the point A .

In turn, the set $(\partial\Omega)^{red}$ can be characterized as follows: for every $x \in (\partial\Omega)^{red}$ there exist precisely two distinct elements $\omega, \tilde{\omega} \in \partial^*\Omega$ such that $\ell(\omega) = \ell(\tilde{\omega}) = x$. This means that

each point of the set $(\partial\Omega)^{red}$ splits into two elements of $\partial^*\Omega$.

Clearly, $(\partial\Omega)^{red}$ is the union of $\Gamma_0 \setminus \{C\}$ and the curves $\Gamma_1, \dots, \Gamma_6$ without the end points of these curves.

Finally, the point $A \in (\partial\Omega)^{black}$ splits into six distinct elements of the split boundary $\partial^*\Omega$. (See the picture in the right part of Fig. 4.)

We define a function f on the split boundary $\partial^*\Omega$ of the domain Ω . See Fig. 5.

Because we are not able to depict the split boundary $\partial^*\Omega$ and therefore, the graph of f , in Fig. 5 we present the image of this graph as a *multivalued function* defined on $\partial\Omega$.

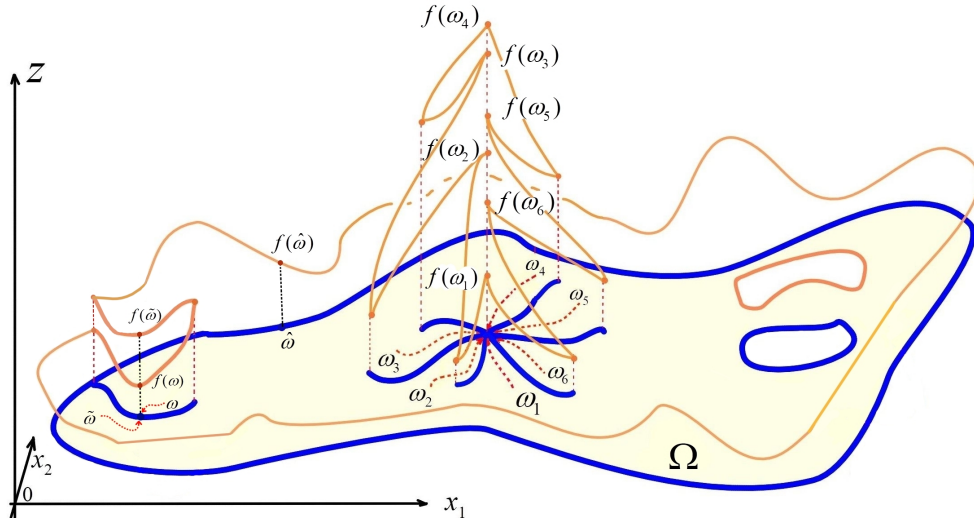


Fig. 5: The graph of a function f defined on the split boundary of Ω .

Let us give some comments regarding the behaviour of this image on the sets $(\partial\Omega)^{blue}$, $(\partial\Omega)^{red}$ and the singleton $(\partial\Omega)^{black}$.

Because the points of $(\partial\Omega)^{blue}$ do not split, every point $x \in (\partial\Omega)^{blue}$ can be identified with the element $\omega_x \in \partial^*\Omega$ such that $\ell(\omega_x) = x$. Now, the one-to-one mapping $x \leftrightarrow \omega_x$ enables us to identify the set

$$(\partial^*\Omega)^{blue} = \{\omega_x : x \in (\partial\Omega)^{blue}\}$$

with $(\partial\Omega)^{blue}$. Therefore, we can consider the function f on $(\partial^*\Omega)^{blue}$ as a regular (single valued) function defined on $(\partial\Omega)^{blue}$. For instance, see on Fig. 5 the point $\hat{\omega} \in (\partial^*\Omega)^{blue}$ which we identify with a point on $\partial\Omega$.

We turn to the image of the graph of f on the set $(\partial\Omega)^{red}$. Recall that in this case every point $x \in (\partial\Omega)^{red}$ splits into two distinct elements of $\partial^*\Omega$, say ω_x and $\tilde{\omega}_x$. Thus,

$$\omega_x, \tilde{\omega}_x \in \partial^*\Omega, \quad \omega_x \neq \tilde{\omega}_x \quad \text{and} \quad \ell(\omega_x) = \ell(\tilde{\omega}_x) = x.$$

Now, we have two (possibly different) functions on $(\partial\Omega)^{red}$ determined by f , the function $f(\omega_x)$ and the function $f(\tilde{\omega}_x)$. In other words, we can say that the value of f at a point $x \in (\partial\Omega)^{red}$ is a two element set $\{f(\omega_x), f(\tilde{\omega}_x)\}$, i.e., f on $(\partial\Omega)^{red}$ is a two valued function. See on Fig. 5 examples of elements $\omega, \tilde{\omega} \in (\partial\Omega)^{red}$.

Finally, consider the point $A \in (\partial\Omega)^{black}$ which splits into six different elements $\omega_1, \dots, \omega_6 \in \partial^*\Omega$. In this case we can say that the value of f at A is the six element set $\{f(\omega_1), \dots, f(\omega_6)\}$. See Fig. 5.

Now, to verify the hypothesis of Theorem 1.8 (with $\lambda = 1$) for the domain Ω , we have to show that for every six element set $E \subset \partial^*\Omega$ there exists a function $F_E \in C^2(\Omega)$ with $\|F_E\|_{C^2(\Omega)} \leq 1$ such that $\text{Tr}_{\partial^*\Omega}[F_E]$ coincides with f on E .

Let us illustrate this criterion on the examples of six elements sets $E \subset \partial^*\Omega$ and corresponding extensions $F_E \in C^2(\Omega)$ shown on Fig. 6-8. In particular, in the example given in Fig. 6, our six element set is the set

$$E' = \{\omega'_1, \dots, \omega'_6\} \subset \partial^*\Omega$$

which can be identified with the set $\ell(E') = \{\ell(\omega'_1), \dots, \ell(\omega'_6)\}$ lying in the union of the curves Γ and $\tilde{\Gamma}$ (defined in Fig. 4).

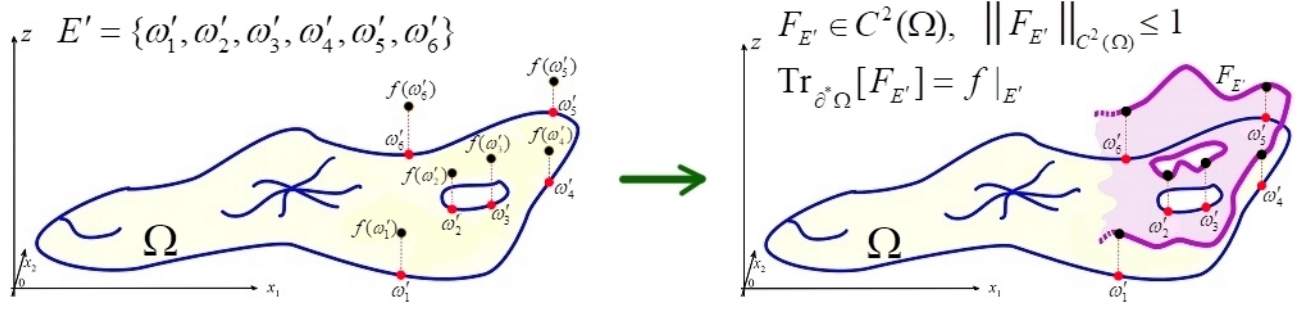


Fig. 6: The set E' which can be identified with six points in $(\partial\Omega)^{blue}$.

In other words, we choose six points on $\partial\Omega$ each of them does not split. (These points are the points of the set $\ell(E')$.) In this case, the function f on E' can be identified with a regular function on these six points as it shown in the left part of Fig. 6. In the right part of Fig. 6 we show the graph of a function $F_{E'} \in C^2(\Omega)$ with $\|F_{E'}\|_{C^2(\Omega)} \leq 1$ whose extension $\bar{F}_{E'}$ on $\partial\Omega$ by continuity, see (1.2), interpolates f on the set $\ell(E')$.

Fig. 7 provides an example of a set $E'' = \{\omega''_1, \dots, \omega''_6\} \subset \partial^*\Omega$ with elements of different kind.

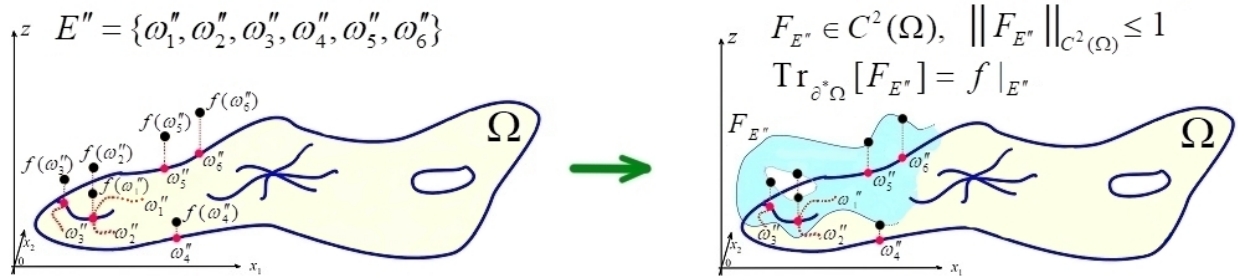


Fig. 7: The set E'' consisting of elements of different types

In particular, as in the preceding case, the elements $\omega''_4, \omega''_5, \omega''_6 \in E''$ can be identified with the points $\ell(\omega''_4), \ell(\omega''_5)$ and $\ell(\omega''_6)$ respectively lying on the curve Γ , see Fig. 7. (Thus, each of these three points does not split.) In turn, the elements ω''_1 and ω''_2 are distinct but $\ell(\omega''_1) = \ell(\omega''_2) (= \bar{x})$. In other words, in our terminology, the point \bar{x} splits into elements ω''_1 and ω''_2 .

Finally, let us consider the element ω''_3 . Let $\bar{x} = \ell(\omega''_3)$. Then \bar{x} splits into two distinct elements of $\partial^*\Omega$, one of them is ω''_3 . Thus, we conclude that the set

$$\ell(E'') = \{\ell(\omega''_i) : i = 1, \dots, 6\}$$

lies in the union of the curves Γ and Γ_0 . (See Fig. 4.)

In the right part of Fig. 7 we demonstrate the graph of a function $F_{E''} \in C^2(\Omega)$ with $\|F_{E''}\|_{C^2(\Omega)} \leq 1$ whose extension $\bar{F}_{E''}$ on $\partial\Omega$ by continuity, see (1.2), interpolates f at the points $\ell(\omega''_4), \ell(\omega''_5)$ and $\ell(\omega''_6)$. Furthermore,

$$\lim_{i \rightarrow \infty} F(y_i^{(k)}) = f(\omega''_k)$$

for every sequence $(y_i^{(k)})$ which belongs to the equivalence class $\omega''_k, k = 1, 2, 3$. See (1.11).

We turn to the Fig. 8.

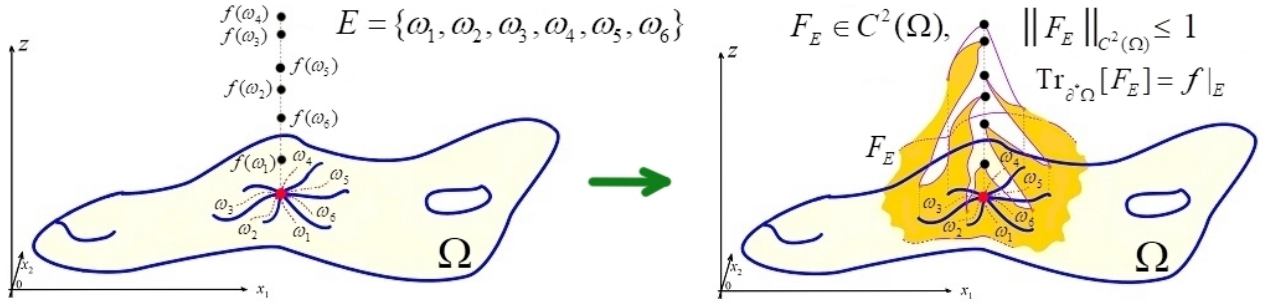


Fig. 8: The six element set E such that $\ell(E) = \{A\}$.

In this case, we choose the set $E = \{\omega_1, \dots, \omega_6\}$ in such a way that $\ell(E) = \{A\}$, i.e., $\ell(\omega_i) = A$ for every $i = 1, \dots, 6$. Thus, the point A splits into six different elements of $\partial^*\Omega$, namely, the elements $\omega_1, \omega_2, \dots, \omega_6$.

In the right part of Fig. 8 we show the graph of a function $F_E \in C^2(\Omega)$ with $\|F_E\|_{C^2(\Omega)} \leq 1$ such that $\lim_{i \rightarrow \infty} F(x_i^{(k)}) = f(\omega_k)$ for every sequence $(x_i^{(k)}) \in \omega_k$, $k = 1, \dots, 6$.

In a similar way, we can consider other examples of six elements subsets of $\partial^*\Omega$ of “mixed” type (i.e., the sets containing non-splitting points of $\partial\Omega$ and splitting in two, three, four, five or six elements of $\partial^*\Omega$). For example, in the right part of Fig. 4 we can choose the sets $\{\omega_1, \omega_3, \omega_5, \omega, \tilde{\omega}, \hat{\omega}\}$, $\{\omega_1, \omega_2, \omega_4, \omega_5, \tilde{\omega}, \hat{\omega}\}$, $\{\omega_2, \omega_4, \omega_5, \omega, \tilde{\omega}\}$ etc.

These examples and examples given in Figures 6–8 present six element subsets of $E \subset \partial^*\Omega$ for which the hypothesis of the Finiteness Principle holds. If this hypothesis holds for an *arbitrary* set $E \subset \partial^*\Omega$ with $\#E = 6$ then, thanks to Theorem 1.8, there exists a function $F \in C^2(\Omega)$ with $\|F\|_{C^2(\Omega)} \leq \gamma$ such that $\text{Tr}_{\partial^*\Omega}[F] = f$. The graph of the function F is presented on Fig. 9.

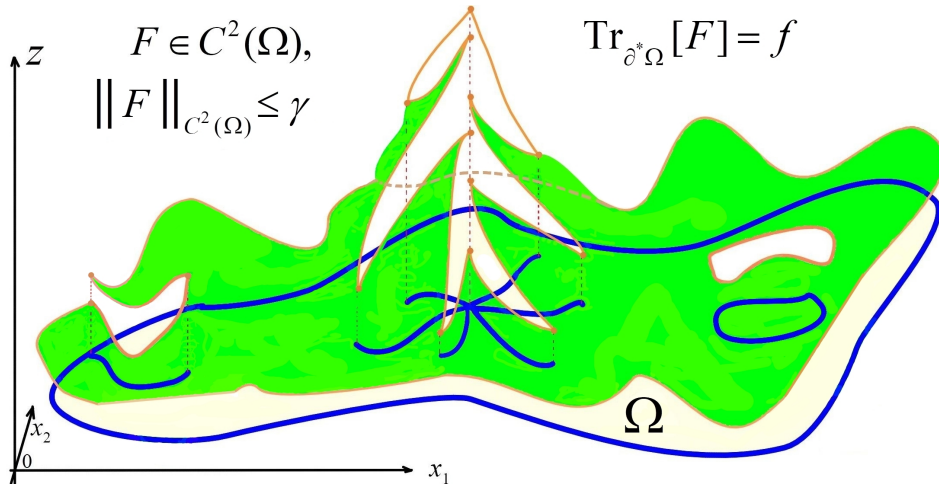


Fig. 9: The graph of the $C^2(\Omega)$ -function F such that $\text{Tr}_{\partial^*\Omega}[F] = f$ is marked in green.

Acknowledgements. I am very grateful to the participants of the 9th Whitney Problems Conference, Haifa, Israel, and Harmonic Analysis and PDE International Conference, Holon, Israel, for valuable conversations and useful remarks.

2. Notation and preliminaries.

2.1 Background notation.

Let us fix some additional notation. Throughout the paper C, C_1, C_2, \dots , and $\gamma, \gamma_1, \gamma_2, \dots$, will be generic positive constants which depend only on n . These constants can change even in a single string of estimates. We write $A \approx B$ if there is a constant $\gamma \geq 1$ such that $A/C \leq B \leq CA$.

In what follows, the terminology ‘‘cube’’ will mean a closed cube in \mathbf{R}^n whose sides are parallel to the coordinate axes. We let $Q(x, r)$ denote the cube in \mathbf{R}^n centered at x with side length $2r$. Given $\lambda > 0$ and a cube Q we let λQ denote the dilation of Q with respect to its center by a factor of λ . (Thus $\lambda Q(x, r) = Q(x, \lambda r)$.)

Given $x = (x_1, \dots, x_n) \in \mathbf{R}^n$, by $\|x\| = \max\{|x_i| : i = 1, \dots, n\}$ and by $\|x\|_2 = (x_1^2 + \dots + x_n^2)^{1/2}$ we denote the uniform and the Euclidean norm of x respectively. Thus every cube

$$Q = Q(x, r) = \{y \in \mathbf{R}^n : \|y - x\| \leq r\}$$

is a ‘‘ball’’ in $\|\cdot\|$ -norm of ‘‘radius’’ r centered at x . Given a cube Q in \mathbf{R}^n by c_Q we denote its center, and by r_Q a half of its side length. (Thus $Q = Q(c_Q, r_Q)$.)

Given nonempty subsets $A, B \subset \mathbf{R}^n$, we set $\text{diam } A = \sup\{\|a - a'\| : a, a' \in A\}$ and

$$\text{dist}(A, B) = \inf\{\|a - b\| : a \in A, b \in B\}.$$

If A or B is empty, we put $\text{dist}(A, B) = +\infty$. For $x \in \mathbf{R}^n$ we also set $\text{dist}(x, A) = \text{dist}(\{x\}, A)$.

For each pair of points $z_1, z_2 \in \mathbf{R}^n$, $z_1 \neq z_2$, we let (z_1, z_2) denote the open line segment joining them. For each $z_1, z_2 \in \mathbf{R}^n$ (not necessarily different) by $[z_1, z_2]$ we denote the closed line segment connecting z_1 to z_2 .

Given a set $A \subset \mathbf{R}^n$, by $\text{conv}(A)$ we denote the convex hull of A . We let $\langle \cdot, \cdot \rangle$ denote the standard inner product in \mathbf{R}^n .

Let $\mathcal{A} = \{Q\}$ be a family of cubes in \mathbf{R}^n . By $M(\mathcal{A})$ we denote its *covering multiplicity*, i.e., the minimal positive integer M such that every point $x \in \mathbf{R}^n$ is covered by at most M cubes from \mathcal{A} . Thus

$$M(\mathcal{A}) = \sup_{x \in \mathbf{R}^n} \sum_{Q \in \mathcal{A}} \chi_Q(x).$$

Given a finite set S we let $\#S$ denote the number of elements of S , and by $\mathcal{P}_1(\mathbf{R}^n)$ we denote the space of polynomials of degree at most 1 defined on \mathbf{R}^n .

Let $C^1(\Omega)$ be the homogeneous space of C^1 -functions on Ω whose first order partial derivatives are continuous and bounded on Ω . $C^1(\Omega)$ is seminormed by

$$\|F\|_{C^1(\Omega)} = \sum_{i=1}^n \sup_{\Omega} \left| \frac{\partial F}{\partial x_i} \right|.$$

By $\text{Lip}(\Omega, d_\Omega)$ we denote the space of Lipschitz (with respect to the intrinsic metric d_Ω) functions on Ω . This space is seminormed by the standard Lipschitz seminorm

$$\|F\|_{\text{Lip}(\Omega, d_\Omega)} = \sup_{x, y \in \Omega, x \neq y} |F(x) - F(y)| / d_\Omega(x, y).$$

In a similar way we define the Lipschitz space $\text{Lip}(\partial^* \Omega, d_\Omega^*)$. Finally, we recall that

$C(\partial^* \Omega, d_\Omega^*)$ is the space of continuous (with respect to d_Ω^*) functions defined on $\partial^* \Omega$.

We complete the section with the following two important definitions.

Definition 2.1 Given a domain $\Omega \subset \mathbf{R}^n$ and a cube $Q = Q(c_Q, r_Q) \subset \Omega$ we assign a point

$$a_Q \text{ nearest to } c_Q \text{ on } \partial\Omega. \quad (2.1)$$

Thus,

$$a_Q \in \partial\Omega \text{ and } \|a_Q - c_Q\| = \text{dist}(c_Q, \partial\Omega). \quad (2.2)$$

Let us also note that

$$a_Q \in Q(c_Q, \text{dist}(c_Q, \partial\Omega)) \cap \partial\Omega. \quad (2.3)$$

Definition 2.2 Given a domain $\Omega \subset \mathbf{R}^n$ and a cube $Q \subset \Omega$ we assign an element $\omega_Q \in \partial^*\Omega$ as follows: Let

$$x_i^{[Q]} = a_Q + \frac{1}{i}(c_Q - a_Q), \quad i = 1, 2, \dots \quad (2.4)$$

Clearly, $(x_i^{[Q]}) \in C[\Omega, d_\Omega]$, see (1.4), i.e., $(x_i^{[Q]})$ is a Cauchy sequences in Ω with respect to the metric d_Ω . We set

$$\omega_Q = [(x_i^{[Q]})], \quad (2.5)$$

i.e., ω_Q is the equivalence class of the sequence $(x_i^{[Q]})$ with respect to the equivalence \sim . See (1.5) and (1.6).

Clearly, $\lim_{i \rightarrow \infty} x_i^{[Q]} = a_Q$ so that, thanks to Remark 1.2,

$$\ell(\omega_Q) = a_Q. \quad (2.6)$$

Thus,

$$y_i \xrightarrow{\|\cdot\|} a_Q \text{ as } i \rightarrow \infty \text{ for every sequence } (y_i) \sim (x_i^{[Q]}).$$

Let us note the following useful property of elements ω_Q and points a_Q . Thanks to (1.10) and (2.6), for every two cubes $Q, Q' \subset \Omega$, we have

$$\|a_Q - a_{Q'}\| = \|\ell(\omega_Q) - \ell(\omega_{Q'})\| \leq d_\Omega^*(\omega_Q, \omega_{Q'}).$$

The next claim shows that the left and right hand sides of this equality are equivalent provided $Q \cap Q' \neq \emptyset$.

Claim 2.3 Let $Q, Q' \subset \Omega$ be two cubes in Ω such that $Q \cap Q' \neq \emptyset$. Then,

$$d_\Omega^*(\omega_Q, \omega_{Q'}) \leq 2\|a_Q - a_{Q'}\|.$$

Proof. Let K be a cube with the center $c_K = c_Q$ and $r_K = \text{dist}(c_Q, \partial\Omega)$, and let K' be a cube with $c_{K'} = c_{Q'}$ and $r_{K'} = \text{dist}(c_{Q'}, \partial\Omega)$. Thanks to (2.3), $a_Q \in K \cap \partial\Omega$ and $a_{Q'} \in K' \cap \partial\Omega$. Furthermore, $\text{int}(K), \text{int}(K') \subset \Omega$ where $\text{int}(\cdot)$ denotes the interior of a set. Clearly,

$$x_i^{[Q]} \in \text{int}(K) \text{ and } x_i^{[Q']} \in \text{int}(K') \quad (2.7)$$

for every $i = 1, 2, \dots$, see (2.4). It is also clear that $Q \subset K, Q' \subset K'$ so that $\text{int}(K) \cap \text{int}(K') \neq \emptyset$ (because $Q \cap Q' \neq \emptyset$),

Let Π_i be the closed rectangle in \mathbf{R}^n with the smallest diameter among all rectangles with sides parallel to the coordinate axes containing the points $x_i^{[Q]}$ and $x_i^{[Q']}$. (The rectangle Π_i is the Cartesian product of the projections of the line segment $[x_i^{[Q]}, x_i^{[Q]'}]$ onto the coordinate axes.) Clearly, $\text{diam } \Pi_i = \|x_i^{[Q]} - x_i^{[Q]'}\|$.

Furthermore, thanks to (2.7), $\text{int}(K) \cap \Pi_i \neq \emptyset$ and $\text{int}(K') \cap \Pi_i \neq \emptyset$. We also know that $\text{int}(K) \cap \text{int}(K') \neq \emptyset$. Thus $\{\text{int}(K), \text{int}(K'), \Pi_i\}$ is a finite family of rectangles in \mathbf{R}^n with sides parallel to the coordinate axes. Because every two members of this set of rectangles has a common point, thanks to Helly's theorem, the set $\text{int}(K) \cap \text{int}(K') \cap \Pi_i$ is non-empty.

Let $a \in \text{int}(K) \cap \text{int}(K') \cap \Pi_i$. Then the line segment $I_1 = [x_i^{[Q]}, a] \subset \text{int}(K) \subset \Omega$ and also the line segment $I_2 = [a, x_i^{[Q]'}] \subset \text{int}(K') \subset \Omega$. Therefore,

$$d_\Omega(x_i^{[Q]}, x_i^{[Q]'}) \leq \text{diam } I_1 + \text{diam } I_2.$$

But the ends of I_1 and I_2 lie in Π_i so that

$$\text{diam } I_1, \text{diam } I_2 \leq \text{diam } \Pi_i = \|x_i^{[Q]} - x_i^{[Q]'}\|.$$

Hence,

$$d_\Omega(x_i^{[Q]}, x_i^{[Q]'}) \leq 2\|x_i^{[Q]} - x_i^{[Q]'}\| \quad \text{for every } i = 1, 2, \dots$$

Recall that, thanks to (2.5), $\omega_Q = [(x_i^{[Q]})]$ and $\omega_{Q'} = [(x_i^{[Q]'})]$ so that, thanks to (1.8),

$$d_\Omega^*(\omega_Q, \omega_{Q'}) = \lim_{i \rightarrow \infty} d_\Omega(x_i^{[Q]}, x_i^{[Q]'}) \leq 2 \lim_{i \rightarrow \infty} \|x_i^{[Q]} - x_i^{[Q]'}\| = 2\|a_Q - a_{Q'}\|.$$

The proof of the claim is complete. \blacksquare

2.2 Uniform continuity of $C^2(\Omega)$ -functions.

In this section we prove that every function $F \in C^2(\Omega)$ is uniformly continuous (with respect to the intrinsic metric d_Ω) on every ball of the metric space (Ω, d_Ω) .

The proof of this result relies on two important properties of a function $F \in C^2(\Omega)$ related to the behaviour of the differences of F and its gradient ∇F .

First, let us see that ∇F is a Lipschitz continuous (with respect to d_Ω) function on Ω .

Proposition 2.4 *Let $\Omega \subset \mathbf{R}^n$ be a domain and let $F \in C^2(\Omega)$. Then,*

$$\|\nabla F(x) - \nabla F(y)\| \leq \|F\|_{C^2(\Omega)} d_\Omega(x, y) \quad \text{for every } x, y \in \Omega. \quad (2.8)$$

Proof. Let

$$\lambda = \|F\|_{C^2(\Omega)} = \sum_{|\alpha|=2} \sup_{\Omega} |D^\alpha F|. \quad (2.9)$$

See (1.1). Let

$u, v \in \Omega$ be two points in Ω such that the line segment $[u, v] \subset \Omega$.

Clearly, for every function $G \in C^1(\Omega)$, we have

$$G(u) - G(v) = \int_0^1 \frac{d}{dt} (G(v + t(u - v))) dt = \int_0^1 \langle \nabla G(v + t(u - v)), u - v \rangle dt. \quad (2.10)$$

Therefore, for every $i = 1, \dots, n$, we have

$$\begin{aligned} \frac{\partial F}{\partial x_i}(u) - \frac{\partial F}{\partial x_i}(v) &= \int_0^1 \left\langle \nabla \left(\frac{\partial F}{\partial x_i} \right) (v + t(u - v)), u - v \right\rangle dt \\ &= \int_0^1 \left(\sum_{j=1}^n \frac{\partial^2 F}{\partial x_j \partial x_i} (v_j + t(u_j - v_j)) \cdot (u_j - v_j) \right) dt. \end{aligned}$$

Hence,

$$\left| \frac{\partial F}{\partial x_i}(u) - \frac{\partial F}{\partial x_i}(v) \right| \leq \left(\int_0^1 \sum_{j=1}^n \left| \frac{\partial^2 F}{\partial x_j \partial x_i} (v_j + t(u_j - v_j)) \right| dt \right) \cdot \|u - v\|$$

so that, thanks to (2.9),

$$\left| \frac{\partial F}{\partial x_i}(u) - \frac{\partial F}{\partial x_i}(v) \right| \leq \|F\|_{C^2(\Omega)} \cdot \|u - v\|.$$

(Recall that we measure distances in \mathbf{R}^n in the uniform norm.)

Thus,

$$\|\nabla F(u) - \nabla F(v)\| = \max_{i=1, \dots, n} \left| \frac{\partial F}{\partial x_i}(u) - \frac{\partial F}{\partial x_i}(v) \right| \leq \|F\|_{C^2(\Omega)} \cdot \|u - v\| = \lambda \|u - v\|. \quad (2.11)$$

Now, let $x, y \in \Omega$, $x \neq y$, be two *arbitrary* points in Ω , and let Γ be a simple rectifiable curve joining x to y in Ω . Let $\mathcal{G} : [0, 1] \rightarrow \Omega$ be a Lipschitz parametrization of Γ , i.e., a Lipschitz continuous injection such that $\mathcal{G}([0, 1]) = \Gamma$ and $\mathcal{G}(0) = x$, $\mathcal{G}(1) = y$.

We let $L(\Gamma)$ denote the length of Γ . Note that $L(\Gamma)$ can be calculated as follows:

$$L(\Gamma) = \sup \sum_{i=1}^m \|\mathcal{G}(t_{i-1}) - \mathcal{G}(t_i)\| \quad (2.12)$$

where the supremum is taken over all families of points $0 = t_0 < t_1 < \dots < t_m = 1$ such that the line segment

$$[\mathcal{G}(t_{i-1}), \mathcal{G}(t_i)] \subset \Omega \quad \text{for every } i = 1, \dots, m. \quad (2.13)$$

Thanks to (2.11),

$$\|\nabla F(x) - \nabla F(y)\| = \|\nabla F(\mathcal{G}(0)) - \nabla F(\mathcal{G}(1))\| \leq \sum_{i=0}^{m-1} \|\nabla F(\mathcal{G}(t_i)) - \nabla F(\mathcal{G}(t_{i+1}))\| \leq \lambda \sum_{i=0}^{m-1} \|\mathcal{G}(t_i) - \mathcal{G}(t_{i+1})\|$$

proving that

$$\|\nabla F(x) - \nabla F(y)\| \leq \lambda L(\Gamma).$$

Taking in this inequality the infimum over all rectifiable curves Γ joining x to y in Ω , we obtain the required inequality (2.8). ■

We turn to the second important property of $C^2(\Omega)$ -functions. This property is an estimate for the first order Taylor remainder for a function $F \in C^2(\Omega)$.

Lemma 2.5 Let $\Omega \subset \mathbf{R}^n$ be a domain and let $F \in C^2(\Omega)$. Let $z_0, z_1, \dots, z_m \in \Omega$ be a finite family of points in Ω such that $z_i \neq z_{i+1}$ and the line segment $[z_i, z_{i+1}] \subset \Omega$ for every $i = 0, \dots, m-1$.

Then the following inequality

$$|F(z_m) - F(z_0) - \langle \nabla F(z_0), z_m - z_0 \rangle| \leq n \|F\|_{C^2(\Omega)} \sum_{i=0}^{m-1} \|z_{i+1} - z_i\| \cdot (\|z_i - z_{i+1}\| + \|z_{i+1} - z_m\|)$$

holds.

Proof. Let $\lambda = \|F\|_{C^2(\Omega)}$. Let $u, v \in \Omega$ and let the line segment $[u, v] \subset \Omega$. Then, thanks to (2.10),

$$\begin{aligned} |F(u) - F(v) - \langle \nabla F(v), u - v \rangle| &= \left| \int_0^1 \langle \nabla F(v + t(u - v)) - \nabla F(v), u - v \rangle dt \right| \\ &\leq \int_0^1 |\langle \nabla F(v + t(u - v)) - \nabla F(v), u - v \rangle| dt. \end{aligned}$$

From this and (2.11), we have

$$|F(u) - F(v) - \langle \nabla F(v), u - v \rangle| \leq n \left(\int_0^1 \|\nabla F(v + t(u - v)) - \nabla F(v)\| dt \right) \cdot \|u - v\| \leq n \lambda \left(\int_0^1 t dt \right) \cdot \|u - v\|^2.$$

This proves that

$$|F(u) - F(v) - \langle \nabla F(v), u - v \rangle| \leq n \lambda \|u - v\|^2 \quad \text{for every } u, v \in \Omega \text{ such that } [u, v] \subset \Omega. \quad (2.14)$$

Now, let

$$P_i(x) = F(z_i) + \langle \nabla F(z_i), x - z_i \rangle, \quad x \in \mathbf{R}^n, \quad i = 0, \dots, m,$$

and let $Q_i = P_{i+1} - P_i$, $i = 0, \dots, m-1$. Then, thanks to (2.11),

$$\|\nabla Q_i\| = \|\nabla F(z_{i+1}) - \nabla F(z_i)\| \leq \lambda \|z_{i+1} - z_i\|, \quad i = 0, \dots, m-1. \quad (2.15)$$

Furthermore, thanks to (2.14),

$$|Q_i(z_{i+1})| = |P_{i+1}(z_{i+1}) - P_i(z_{i+1})| = |F(z_{i+1}) - F(z_i) - \langle \nabla F(z_i), z_{i+1} - z_i \rangle| \leq n \lambda \|z_{i+1} - z_i\|^2. \quad (2.16)$$

Therefore, for every $i = 0, \dots, m-1$, we have

$$|Q_i(z_m)| = |Q_i(z_{i+1}) + \langle \nabla Q_i, z_m - z_{i+1} \rangle| \leq |Q_i(z_{i+1})| + |\langle \nabla Q_i, z_m - z_{i+1} \rangle| \leq |Q_i(z_{i+1})| + n \|\nabla Q_i\| \cdot \|z_m - z_{i+1}\|.$$

(Recall that $\|\cdot\|$ is the uniform norm in \mathbf{R}^n .) From this, (2.15) and (2.16), we have

$$|Q_i(z_m)| \leq n \lambda (\|z_{i+1} - z_i\|^2 + \|z_{i+1} - z_i\| \cdot \|z_{i+1} - z_m\|). \quad (2.17)$$

This inequality implies the statement of the lemma. Indeed,

$$I = |F(z_m) - F(z_0) - \langle \nabla F(z_0), z_m - z_0 \rangle| = |P_m(z_m) - P_0(z_m)| \leq \sum_{i=0}^{m-1} |P_{i+1}(z_m) - P_i(z_m)| = \sum_{i=0}^{m-1} |Q_i(z_m)|$$

so that, thanks to (2.17),

$$I \leq n\lambda \sum_{i=0}^{m-1} (\|z_{i+1} - z_i\|^2 + \|z_i - z_{i+1}\| \cdot \|z_{i+1} - z_m\|) = n\lambda \sum_{i=0}^{m-1} \|z_{i+1} - z_i\| \cdot (\|z_i - z_{i+1}\| + \|z_{i+1} - z_m\|).$$

proving the lemma. \blacksquare

Lemma 2.5 implies the following estimate for the first order Taylor remainder for a C^2 -function defined on a domain in \mathbf{R}^n .

Lemma 2.6 *Let $F \in C^2(\Omega)$ where Ω is a domain in \mathbf{R}^n . Then for every $x, y \in \Omega$ the following inequality*

$$|F(x) - F(y) - \langle \nabla F(y), x - y \rangle| \leq n \|F\|_{C^2(\Omega)} d_\Omega(x, y)^2$$

holds.

Proof. Let $\lambda = \|F\|_{C^2(\Omega)}$. Let $\Gamma \subset \Omega$ be a simple rectifiable curve joining x to y in Ω , and let $\mathcal{G} : [0, 1] \rightarrow \Omega$ be its Lipschitz parametrization such that $\mathcal{G}(0) = y$ and $\mathcal{G}(1) = x$. Let us choose $m + 1$ points $0 = t_0 < t_1 < \dots < t_m = 1$ on $[0, 1]$ satisfying condition (2.13). In other words, if $z_i = \mathcal{G}(t_i)$, $i = 0, \dots, m$, then

$$[z_{i+1}, z_i] \subset \Omega \quad \text{for every } i = 0, \dots, m - 1.$$

Furthermore, $z_0 = y$, $z_m = x$ and, thanks to (2.12),

$$\sum_{i=0}^{m-1} \|z_{i+1} - z_i\| \leq L(\Gamma). \tag{2.18}$$

Lemma 2.5 tells us that

$$\begin{aligned} I &= |F(x) - F(y) - \langle \nabla F(y), x - y \rangle| = |F(z_m) - F(z_0) - \langle \nabla F(z_0), z_m - z_0 \rangle| \\ &\leq n\lambda \sum_{i=0}^{m-1} \|z_{i+1} - z_i\| \cdot (\|z_i - z_{i+1}\| + \|z_{i+1} - z_m\|). \end{aligned}$$

Clearly, for every $i = 0, \dots, m - 1$,

$$\|z_i - z_{i+1}\| + \|z_{i+1} - z_m\| \leq \sum_{i=0}^{m-1} \|z_{i+1} - z_i\|$$

so that

$$I \leq n\lambda \left(\sum_{i=0}^{m-1} \|z_{i+1} - z_i\| \right)^2.$$

From this and inequality (2.18), we have $I \leq n\lambda L(\Gamma)^2$. Taking in this inequality the infimum over all simple rectifiable curves $\Gamma \subset \Omega$ joining x to y , we obtain the statement of the lemma. \blacksquare

Lemma 2.7 *Let Ω be a domain in \mathbf{R}^n , and let $F \in C^2(\Omega)$. Let $E \subset \Omega$ be a bounded (in the d_Ω -metric) subset of Ω with diameter at most D , and let $x_0 \in E$. Then*

$$|F(x) - F(y)| \leq 2n \left(D \|F\|_{C^2(\Omega)} + \|\nabla F(x_0)\| \right) d_\Omega(x, y) \quad \text{for every } x, y \in E.$$

Proof. Let $\lambda = \|F\|_{C^2(\Omega)}$ and let $x, y \in E$. Then,

$$\begin{aligned} I &= |F(x) - F(y)| \leq |F(x) - F(y) - \langle \nabla F(y), x - y \rangle| \\ &\quad + |\langle \nabla F(y) - \nabla F(x_0), x - y \rangle| + |\langle \nabla F(x_0), x - y \rangle| \\ &= I_1 + I_2 + I_3. \end{aligned}$$

Lemma 2.6 tells us that

$$I_1 = |F(x) - F(y) - \langle \nabla F(y), x - y \rangle| \leq n \lambda d_\Omega(x, y)^2 \leq n \lambda D d_\Omega(x, y). \quad (2.19)$$

Next,

$$I_2 = |\langle \nabla F(y) - \nabla F(x_0), x - y \rangle| \leq n \|\nabla F(y) - \nabla F(x_0)\| \|x - y\|$$

so that, thanks to inequality (2.8),

$$I_2 \leq n \lambda d_\Omega(x_0, y) \|x - y\| \leq n \lambda D d_\Omega(x, y). \quad (2.20)$$

Finally,

$$I_3 = |\langle \nabla F(x_0), x - y \rangle| \leq n \|\nabla F(x_0)\| \cdot \|x - y\| \leq n \|\nabla F(x_0)\| d_\Omega(x, y).$$

Combining this inequality with (2.19) and (2.20), we get the statement of the lemma. \blacksquare

The next lemma is immediate from Lemma 2.7.

Proposition 2.8 *Let Ω be a domain in \mathbf{R}^n , and let $F \in C^2(\Omega)$. Let $E \subset \Omega$ be a bounded (in the d_Ω -metric) subset of Ω . Then F is a Lipschitz continuous function on E (with respect to d_Ω) with Lipschitz seminorm bounded by a constant depending only on n , F and the d_Ω -diameter of E .*

In particular, F is a uniformly continuous function on E (with respect to the metric d_Ω).

Proposition 2.8 enables us to show that the trace $\text{Tr}_{\partial^* \Omega}[F]$ of a function $F \in C^2(\Omega)$ to the split boundary $\partial^* \Omega$ of a domain $\Omega \subset \mathbf{R}^n$ is well defined. See definition (1.11).

Claim 2.9 *Let Ω be a domain in \mathbf{R}^n , and let $F \in C^2(\Omega)$. Let $\omega \in \Omega^*$ be an element of the split boundary, and let $(y_i) \in \omega$ be a Cauchy sequence (with respect to the metric d_Ω).*

Then there exists the limit $\lim_{i \rightarrow \infty} F(y_i)$. Moreover, this limit does not depend on the choice of the sequence $(y_i) \in \omega$.

Proof. Because $(y_i) \in \omega$ is a Cauchy sequence with respect to the metric d_Ω ,

for every $\varepsilon > 0$ there exists $N(\varepsilon) \geq 1$ such that $d_\Omega(y_m, y_n) < \varepsilon$ for all $m, n > N$.

In particular, $d_\Omega(y_m, y_k) < 1$ for $k = N(1) + 1$ and all $m > N(1)$ so that the set $E = \{y_i : i = 1, 2, \dots\}$ is bounded in the d_Ω -metric.

Proposition 2.8 tells us that in this case the restriction of F to E is a Lipschitz continuous function on E , i.e., for some constant $C > 0$ the following inequality

$$|F(y_i) - F(y_j)| \leq C d_\Omega(y_i, y_j)$$

holds for every $i, j \geq 1$. Because (y_i) is a Cauchy sequence (in the metric d_Ω), the sequence $F(y_i)$ is a Cauchy sequence in \mathbf{R} , so that the limit $\lim_{i \rightarrow \infty} F(y_i)$ exists.

Let us see that this limit does not depend on the choice of a sequence in the equivalence class ω . Indeed, if $(x_i), (y_i) \in \omega$, then, thanks to (1.5) and (1.6), $d_\Omega(x_i, y_i) \rightarrow 0$ as $i \rightarrow \infty$. Clearly, the set

$\widetilde{E} = \{x_i, y_i : i = 1, 2, \dots\}$ is bounded (in d_Ω) as a union of two bounded subsets of the metric space (Ω, d_Ω) . Therefore, thanks to Proposition 2.8, the function F is Lipschitz continuous on \widetilde{E} . Hence, for some constant $C' > 0$, we have

$$|F(x_i) - F(y_i)| \leq C' d_\Omega(x_i, y_i) \rightarrow 0 \quad \text{as } i \rightarrow \infty,$$

proving that $\lim_{i \rightarrow \infty} F(x_i) = \lim_{i \rightarrow \infty} F(y_i)$. \blacksquare

In particular, Claim 2.9 tells us that for every $F \in C^2(\Omega)$ its trace to the split boundary $\partial^*\Omega$, the function $f = \text{Tr}_{\partial^*\Omega}[F]$, is well defined.

Furthermore, the results of this section imply the following important property of the traces of $C^2(\Omega)$ -functions to the split boundary of Ω .

Proposition 2.10 *Let Ω be a domain in \mathbf{R}^n , and let $F \in C^2(\Omega)$. Let $f = \text{Tr}_{\partial^*\Omega}[F]$.*

Let $S \subset \partial^\Omega$ be a bounded (in the d_Ω^* -metric) subset of $\partial^*\Omega$. Then f is a Lipschitz continuous function on S (with respect to d_Ω^*) with Lipschitz seminorm bounded by a constant depending only on n , F and the d_Ω^* -diameter of S .*

In particular, $f \in C(\partial^\Omega, d_\Omega^*)$, i.e., f is a continuous function on $\partial^*\Omega$ (with respect to the metric d_Ω^*).*

Proof. Recall that the metric d_Ω^* is defined by formula (1.8). Let D_S be the diameter of S in d_Ω^* , and let $\widetilde{S} = \{\omega \in \Omega^* : d_\Omega^*(\omega, S) < D_S\}$ be the D_S -neighbourhood of S in d_Ω^* -metric.

Let $E = \widetilde{S} \setminus \partial^*\Omega$. Then the set $E \subset \Omega$ and its diameter (in d_Ω -metric) is at most $2D_S$. Let $x_0 \in E$. Lemma 2.7 tells us that in this case

$$|F(x) - F(y)| \leq A d_\Omega(x, y) \quad \text{for every } x, y \in E. \quad (2.21)$$

Here $A = 2n (2D_S \|F\|_{C^2(\Omega)} + \|\nabla F(x_0)\|)$.

Let $\omega = [(x_i)]$, $\omega' = [(y_i)] \in S$. Then, thanks to (1.8), $d_\Omega^*(\omega, x_i) \rightarrow 0$ and $d_\Omega^*(\omega', y_i) \rightarrow 0$ as $i \rightarrow \infty$. Therefore, there exists $M > 0$ such that $x_i, y_i \in E$ for all $i > M$.

Because $f = \text{Tr}_{\partial^*\Omega}[F]$, we have

$$f(\omega) = \lim_{i \rightarrow \infty} F(x_i) \quad \text{and} \quad f(\omega') = \lim_{i \rightarrow \infty} F(y_i). \quad (2.22)$$

See (1.11). Thanks to (2.21), for every $i > M$, the following inequality

$$|F(x_i) - F(y_i)| \leq A d_\Omega(x_i, y_i)$$

holds. We pass to the limit in this inequality and, thanks to (2.22) and (1.8), get the following:

$$|f(\omega) - f(\omega')| \leq A d_\Omega^*(\omega, \omega').$$

The proof of the proposition is complete. \blacksquare

Inequality (2.8) enables us to show that for every function $F \in C^2(\Omega)$, there exists an extension of its gradient ∇F from the domain Ω to its split boundary $\partial^*\Omega$. Indeed, thanks to (2.8), the gradient ∇F is a uniformly continuous mapping with respect to the intrinsic metric d_Ω . Since Ω is a dense subset of Ω^* (in d_Ω^* -metric), there exists a (unique) continuous (with respect to d_Ω^*) extension $\widetilde{\nabla F}$ of ∇F from Ω to Ω^* .

We note that, thanks to Proposition 2.4 and definition (1.8), we have

$$\|\widetilde{\nabla F}(\omega) - \widetilde{\nabla F}(\omega')\| \leq \|F\|_{C^2(\Omega)} d_\Omega^*(\omega, \omega') \quad \text{for every } \omega, \omega' \in \Omega^*. \quad (2.23)$$

We let $\text{Tr}_{\partial^*\Omega}[\nabla F]$ denote the restriction of $\widetilde{\nabla F}$ to $\partial^*\Omega$, i.e.,

$$\text{Tr}_{\partial^*\Omega}[\nabla F] = \widetilde{\nabla F}|_{\partial^*\Omega}. \quad (2.24)$$

We refer to the mapping $\text{Tr}_{\partial^*\Omega}[\nabla F]$ as *the trace of ∇F to the split boundary of Ω* .

More specifically, $\text{Tr}_{\partial^*\Omega}[\nabla F]$ is a mapping from $\partial^*\Omega$ into \mathbf{R}^n defined as follows: Let $\omega \in \partial^*\Omega$ be an equivalence class and let $(y_i) \in \omega$. Then

$$\text{Tr}_{\partial^*\Omega}[\nabla F](\omega) = \lim_{i \rightarrow \infty} \nabla F(y_i). \quad (2.25)$$

Since ∇F is uniformly continuous with respect to d_Ω , the trace $\text{Tr}_{\partial^*\Omega}[\nabla F]$ is well defined and does not depend on the choice of the sequence $(y_i) \in \omega$ in (2.25).

An equivalent definition of the trace $\text{Tr}_{\partial^*\Omega}[\nabla F]$ is given by the formula:

$$\text{Tr}_{\partial^*\Omega}[\nabla F](\omega) = \lim\{\nabla F(x) : d_\Omega^*(x, \omega) \rightarrow 0, x \in \Omega\}. \quad (2.26)$$

These definitions and Lemma 2.6 imply the following estimate for the first order Taylor remainder for the trace of a C^2 -function to the split boundary of a domain.

Lemma 2.11 *Let $F \in C^2(\Omega)$ where Ω is a domain in \mathbf{R}^n . Let $f = \text{Tr}_{\partial^*\Omega}[F]$ and $g = \text{Tr}_{\partial^*\Omega}[\nabla F]$. Then for every $\omega, \omega' \in \partial^*\Omega$ the following inequality*

$$|f(\omega) - f(\omega') - \langle g(\omega'), \ell(\omega) - \ell(\omega') \rangle| \leq n \|F\|_{C^2(\Omega)} d_\Omega^*(\omega, \omega')^2 \quad (2.27)$$

holds.

Proof. Let $\omega = (x_i)$ and $\omega' = (y_i)$. Lemma 2.6 tells us that

$$|F(x_i) - F(y_i) - \langle \nabla F(y_i), x_i - y_i \rangle| \leq n \|F\|_{C^2(\Omega)} d_\Omega(x_i, y_i)^2 \quad \text{for every } i = 1, 2, \dots. \quad (2.28)$$

Let us also note that, thanks to the definitions of $f = \text{Tr}_{\partial^*\Omega}[F]$ and $g = \text{Tr}_{\partial^*\Omega}[\nabla F]$, see (1.11) and (2.25), we have

$$f(\omega) = \text{Tr}_{\partial^*\Omega}[F](\omega) = \lim_{i \rightarrow \infty} F(x_i), \quad f(\omega') = \text{Tr}_{\partial^*\Omega}[F](\omega') = \lim_{i \rightarrow \infty} F(y_i)$$

and

$$g(\omega') = \text{Tr}_{\partial^*\Omega}[\nabla F](\omega') = \lim_{i \rightarrow \infty} \nabla F(y_i).$$

Furthermore, thanks to (1.9), $\ell(\omega) = \lim_{i \rightarrow \infty} x_i$ and $\ell(\omega') = \lim_{i \rightarrow \infty} y_i$.

These properties of the sequences (x_i) and (y_i) allow us to pass to the limit in inequality (2.28) proving that the required inequality (2.27) hold. \blacksquare

2.3 Whitney covering and smooth partition of unity.

Let us recall the main ingredients of the classical Whitney Extension method. See, e.g., [38].

Lemma 2.12 *The domain Ω admits a Whitney covering by a family $\mathcal{W}(\Omega)$ of non-overlapping cubes having the following properties:*

- (i). $\Omega = \cup\{Q : Q \in \mathcal{W}(\Omega)\}$;
- (ii). For every cube $Q \in \mathcal{W}(\Omega)$ we have

$$\text{diam } Q \leq \text{dist}(Q, \partial\Omega) \leq 4 \text{diam } Q. \quad (2.29)$$

We refer to each cube $Q \in \mathcal{W}(\Omega)$ as a *Whitney cube*.

We also need some additional properties of Whitney cubes which we present in the next lemma. These properties easily follow from constructions of the Whitney covering given in [38] and [22].

Given a cube $Q \subset \mathbf{R}^n$, let $Q^* = \frac{9}{8}Q$. Let $\mathcal{W}(\Omega)^* = \{Q^* : Q \in \mathcal{W}(\Omega)\}$.

Lemma 2.13 (1). *If $Q, K \in \mathcal{W}(\Omega)$ and $Q^* \cap K^* \neq \emptyset$, then*

$$\frac{1}{4} \text{diam } Q \leq \text{diam } K \leq 4 \text{diam } Q;$$

(2). *For every cube $K \in \mathcal{W}(\Omega)$ there are at most $N = N(n)$ cubes from the family $\mathcal{W}(\Omega)^*$ which intersect K^* ;*

(3). *If $Q, K \in \mathcal{W}(\Omega)$, then $Q^* \cap K^* \neq \emptyset$ if and only if $Q \cap K \neq \emptyset$.*

Let $\Phi_\Omega = \{\varphi_Q : Q \in \mathcal{W}(\Omega)\}$ be a smooth partition of unity subordinated to the Whitney covering $\mathcal{W}(\Omega)$. Recall the main properties of this partition.

Lemma 2.14 *The family of functions Φ_Ω has the following properties:*

(a). $\varphi_Q \in C^\infty(\Omega)$ and $0 \leq \varphi_Q \leq 1$ for every $Q \in \mathcal{W}(\Omega)$;

(b). $\text{supp } \varphi_Q \subset Q^* (= \frac{9}{8}Q)$, $Q \in \mathcal{W}(\Omega)$;

(c). $\sum \{\varphi_Q(x) : Q \in \mathcal{W}(\Omega)\} = 1$ for every $x \in \Omega$;

(d). *For every cube $Q \in \mathcal{W}(\Omega)$, every $x \in \Omega$ and every multiindex β , $|\beta| \leq 2$, the following inequality*

$$|D^\beta \varphi_Q(x)| \leq C(n) (\text{diam } Q)^{-|\beta|}$$

holds.

3. Whitney-type extension criterions for C^2 boundary values.

In this section we prove two trace results, which are one of the main ingredients of the proof of Theorem 1.8, the Finiteness Principle for the boundary values of C^2 functions. These results can be interpreted as a version of the Whitney classical extension theorem [41] for the jets of smooth function.

Let us formulate the first of these results. We recall that given a cube $Q \in \mathcal{W}(\Omega)$, by a_Q we denote a point on $\partial\Omega$ nearest to $Q \in \mathcal{W}(\Omega)$. See Definition 2.1.

Proposition 3.1 *Let $\Omega \subset \mathbf{R}^n$ be a domain. Let $F \in C^2(\Omega)$ and let $f = \text{Tr}_{\partial^*\Omega}[F]$.*

Then $f \in C(\partial^\Omega, \mathfrak{d}_\Omega^*)$ and there exists a mapping $g : \mathcal{W}(\Omega) \rightarrow \mathbf{R}^n$ such that for every pair of cubes $Q, Q' \in \mathcal{W}(\Omega)$, $Q \cap Q' \neq \emptyset$, the following inequalities*

$$|f(\omega_Q) - f(\omega_{Q'}) - \langle g(Q'), a_Q - a_{Q'} \rangle| \leq 20n \|F\|_{C^2(\Omega)} \|a_Q - a_{Q'}\| \cdot (\text{diam } Q + \text{diam } Q'), \quad (3.1)$$

$$\|g(Q) - g(Q')\| \leq 10 \|F\|_{C^2(\Omega)} (\text{diam } Q + \text{diam } Q') \quad (3.2)$$

hold.

Proof. Proposition 2.10 tells us that $f \in C(\partial^*\Omega, d_\Omega^*)$, i.e., f is a continuous (with respect to the metric d_Ω^*) function on $\partial^*\Omega$.

We define the mapping $g : \mathcal{W}(\Omega) \rightarrow \mathbf{R}^n$ as follows. Let $Q \in \mathcal{W}(\Omega)$ and let

$$x_i^{[Q]} = a_Q + \frac{1}{i}(c_Q - a_Q), \quad i = 1, 2, \dots$$

According to Definition 2.2 and formula (2.5), the element $\omega_Q = [(x_i^{[Q]})] \in \partial^*\Omega$ is the equivalence class of the sequence $(x_i^{[Q]})$.

We recall that $\text{Tr}_{\partial^*\Omega}[\nabla F]$ is the trace of ∇F to $\partial^*\Omega$ defined in Section 2.2. See formulae (2.24), (2.25) and (2.26). In particular, thanks to (2.25),

$$\text{Tr}_{\partial^*\Omega}[\nabla F](\omega_Q) = \lim_{i \rightarrow \infty} \nabla F(x_i^{[Q]}).$$

We set

$$g(Q) = \text{Tr}_{\partial^*\Omega}[\nabla F](\omega_Q) \quad \text{for every Whitney cube } Q = Q(c_Q, r_Q) \in \mathcal{W}(\Omega). \quad (3.3)$$

Let us prove that for every $Q, Q' \in \mathcal{W}(\Omega)$, $Q \cap Q' \neq \emptyset$ inequality (3.2) holds. Indeed, thanks to inequality (2.23),

$$\|g(Q) - g(Q')\| = \|\widetilde{\nabla F}(\omega_Q) - \widetilde{\nabla F}(\omega_{Q'})\| \leq \|F\|_{C^2(\Omega)} d_\Omega^*(\omega_Q, \omega_{Q'}).$$

Furthermore, thanks to Claim 2.3,

$$d_\Omega^*(\omega_Q, \omega_{Q'}) \leq 2 \|a_Q - a_{Q'}\| \quad (3.4)$$

proving that

$$\|g(Q) - g(Q')\| \leq 2 \|F\|_{C^2(\Omega)} \|a_Q - a_{Q'}\|. \quad (3.5)$$

Recall that, thanks to (2.2) and (2.29),

$$\|a_Q - c_Q\| = \text{dist}(c_Q, \partial\Omega) \leq r_Q + \text{dist}(Q, \partial\Omega) \leq r_Q + 4 \text{diam } Q = 9r_Q. \quad (3.6)$$

Because $Q \cap Q' \neq \emptyset$, we have $\|c_Q - c_{Q'}\| \leq r_Q + r_{Q'}$. Therefore,

$$\|a_Q - a_{Q'}\| \leq \|a_Q - c_Q\| + \|c_Q - c_{Q'}\| + \|c_{Q'} - a_{Q'}\| \leq 9r_Q + r_Q + r_{Q'} + 9r_{Q'}$$

proving that

$$\|a_Q - a_{Q'}\| \leq 10(r_Q + r_{Q'}) = 5(\text{diam } Q + \text{diam } Q'). \quad (3.7)$$

Combining this inequality with (3.5), we obtain inequality (3.2).

Let us prove inequality (3.1). Lemma 2.11 and definition (3.3) tell us that

$$I = |f(\omega_Q) - f(\omega_{Q'}) - \langle g(Q'), a_Q - a_{Q'} \rangle| \leq n \|F\|_{C^2(\Omega)} d_\Omega^*(\omega_Q, \omega_{Q'})^2.$$

Therefore, thanks to inequality (3.4), $I \leq 4n \|F\|_{C^2(\Omega)} \|a_Q - a_{Q'}\|^2$. From this inequality and (3.7), we obtain the required inequality (3.1) proving the proposition. ■

Proposition 3.2 *Let $\Omega \subset \mathbf{R}^n$ be a domain and let $f : \partial^*\Omega \rightarrow \mathbf{R}$ be a function defined on its split boundary $\partial^*\Omega$. Suppose that $f \in C(\partial^*\Omega, d_\Omega^*)$ and there exist a constant $\eta > 0$ and a mapping $g : \mathcal{W}(\Omega) \rightarrow \mathbf{R}^n$ such that for every pair of cubes $Q, Q' \in \mathcal{W}(\Omega)$, $Q \cap Q' \neq \emptyset$, the following inequalities*

$$|f(\omega_Q) - f(\omega_{Q'}) - \langle g(Q'), a_Q - a_{Q'} \rangle| \leq \eta(\text{diam } Q + \text{diam } Q')^2, \quad (3.8)$$

$$\|g(Q) - g(Q')\| \leq \eta(\text{diam } Q + \text{diam } Q') \quad (3.9)$$

hold.

Then there exists a function $F \in C^2(\Omega)$ with seminorm $\|F\|_{C^2(\Omega)} \leq \gamma\eta$ such that $\text{Tr}_{\partial^*\Omega}[F] = f$. Here $\gamma = \gamma(n)$ is a positive constant depending only on n .

Proof. We define the function $F : \Omega \rightarrow \mathbf{R}$ as follows. Given a cube $Q \in \mathcal{W}(\Omega)$, we let $P_Q \in \mathcal{P}_1(\mathbf{R}^n)$ denote a polynomial of degree at most 1 defined by

$$P_Q(x) = f(\omega_Q) + \langle g(Q), x - a_Q \rangle, \quad x \in \mathbf{R}^n. \quad (3.10)$$

Then we set

$$F(x) = \sum_{Q \in \mathcal{W}(\Omega)} \varphi_Q(x) P_Q(x), \quad x \in \Omega. \quad (3.11)$$

We recall that $\Phi_\Omega = \{\varphi_Q : Q \in \mathcal{W}(\Omega)\}$ is a smooth partition of unity subordinated to the Whitney covering $\mathcal{W}(\Omega)$. See Lemma 2.14 for the main properties of Φ_Ω .

Let us show that $F \in C^2(\Omega)$ and $\|F\|_{C^2(\Omega)} \leq \gamma(n)\eta$.

Given a cube $K \in \mathcal{W}(\Omega)$, we set

$$T(K) = \{Q \in \mathcal{W}(\Omega) : Q \cap K \neq \emptyset\}.$$

Thanks to part (3) of Lemma 2.13,

$$T(K) = \{Q \in \mathcal{W}(\Omega) : Q^* \cap K^* \neq \emptyset\}. \quad (3.12)$$

(Recall that $Q^* = (9/8)Q$.)

Property (b) of Lemma 2.14 tells us that for each $Q \in \mathcal{W}(\Omega)$ the function φ_Q is identically zero outside the cube Q^* . Therefore, thanks to this property, (3.11) and (3.12), for every $K \in \mathcal{W}(\Omega)$, we have

$$F(x) = \sum_{Q \in T(K)} \varphi_Q(x) P_Q(x), \quad x \in K^*. \quad (3.13)$$

Property (2) of Lemma 2.13 tells us that

$$\#T(K) \leq N(n) \quad \text{for each cube } K \in \mathcal{W}(\Omega). \quad (3.14)$$

From this and formula (3.13) it follows that F on K^* is a sum of a finite number of C^∞ -functions (because each $\varphi_Q \in C^\infty(\Omega)$, see part (a) of Lemma 2.14). In particular, $F \in C^2(K)$ for every $K \in \mathcal{W}(\Omega)$ proving that all partial derivatives of F of all orders up to 2 are continuous functions on the domain Ω .

Let us estimate the absolute value of the partial derivative

$$D^\alpha F = \frac{\partial^2 F}{\partial x_i \partial x_j} \quad \text{on } \Omega \quad \text{for arbitrary } i, j \in \{1, \dots, n\}.$$

Let $K \in \mathcal{W}(\Omega)$ and let $x \in K$. Then, thanks to formula (3.13) and parts (b), (c) of Lemma 2.14,

$$\begin{aligned} D^\alpha F(x) &= D^\alpha(F - P_K)(x) = D^\alpha \left(\sum_{Q \in \mathcal{W}(\Omega)} \varphi_Q(x) \cdot (P_Q - P_K)(x) \right) \\ &= D^\alpha \left(\sum_{Q \in T(K)} \varphi_Q(x) \cdot (P_Q - P_K)(x) \right) = \sum_{Q \in T(K)} D^\alpha(\varphi_Q(P_Q - P_K))(x). \end{aligned}$$

Hence,

$$|D^\alpha F(x)| \leq \sum_{Q \in T(K)} |D^\alpha(\varphi_Q(P_Q - P_K))(x)|. \quad (3.15)$$

Let us fix a cube $Q \in T(K)$. Thus, $Q \cap K \neq \emptyset$.

Clearly, $D^\alpha(P_Q - P_K) \equiv 0$ (because $P_Q - P_K \in \mathcal{P}_1(\mathbf{R}^n)$ and $|\alpha| = 2$) so that

$$\begin{aligned} D^\alpha(\varphi_Q(P_Q - P_K))(x) &= \frac{\partial^2(\varphi_Q(P_Q - P_K))}{\partial x_i \partial x_j}(x) = \frac{\partial^2 \varphi_Q}{\partial x_i \partial x_j}(x) \cdot (P_Q - P_K)(x) \\ &\quad + \frac{\partial \varphi_Q}{\partial x_i}(x) \cdot \frac{\partial(P_Q - P_K)}{\partial x_j}(x) + \frac{\partial \varphi_Q}{\partial x_j}(x) \cdot \frac{\partial(P_Q - P_K)}{\partial x_i}(x). \end{aligned}$$

Hence,

$$\begin{aligned} |D^\alpha(\varphi_Q(P_Q - P_K))(x)| &\leq |D^\alpha \varphi_Q(x)| \cdot |(P_Q - P_K)(x)| \\ &\quad + \left| \frac{\partial \varphi_Q}{\partial x_i}(x) \right| \cdot \left| \frac{\partial(P_Q - P_K)}{\partial x_j}(x) \right| + \left| \frac{\partial \varphi_Q}{\partial x_j}(x) \right| \cdot \left| \frac{\partial(P_Q - P_K)}{\partial x_i}(x) \right|. \end{aligned}$$

Part (d) of Lemma 2.14 tells us that

$$|D^\alpha \varphi_Q(x)| \leq C/(\text{diam } Q)^2 \quad \text{and} \quad \left| \frac{\partial \varphi_Q}{\partial x_i}(x) \right|, \left| \frac{\partial \varphi_Q}{\partial x_j}(x) \right| \leq C/(\text{diam } Q).$$

Therefore,

$$|D^\alpha(\varphi_Q(P_Q - P_K))(x)| \leq C_1 \left(\frac{|(P_Q - P_K)(x)|}{(\text{diam } Q)^2} + \frac{\|\nabla(P_Q - P_K)\|}{\text{diam } Q} \right). \quad (3.16)$$

We recall that $Q, K \in \mathcal{W}(\Omega)$, $Q \cap K \neq \emptyset$, and, thanks to (3.10),

$$P_Q(y) = f(\omega_Q) + \langle g(Q), y - a_Q \rangle \quad \text{and} \quad P_K(y) = f(\omega_K) + \langle g(K), y - a_K \rangle, \quad y \in \mathbf{R}^n. \quad (3.17)$$

Because $Q \cap K \neq \emptyset$ and $x \in K$, we have

$$\|c_K - c_Q\| \leq r_K + r_Q \quad \text{and} \quad \|c_K - x\| \leq r_K. \quad (3.18)$$

Hence, thanks to (3.8),

$$|P_Q(a_Q) - P_K(a_Q)| \leq \eta(r_K + r_Q)^2, \quad (3.19)$$

and, thanks to (3.9),

$$\|\nabla P_Q - \nabla P_K\| = \|g(Q) - g(K)\| \leq \eta(r_Q + r_K). \quad (3.20)$$

We have proved in (3.6) that

$$\|a_Q - c_Q\| \leq 9r_Q. \quad (3.21)$$

Furthermore, thanks to property (1) of Lemma 2.13,

$$\frac{1}{4}r_Q \leq r_K \leq 4r_Q. \quad (3.22)$$

Let

$$H_Q = P_Q - P_K. \quad (3.23)$$

Then, thanks to (3.19) and (3.20),

$$|H_Q(a_Q)| \leq \eta(r_Q + r_K)^2 \quad \text{and} \quad \|\nabla H_Q\| \leq \eta(r_Q + r_K). \quad (3.24)$$

Therefore,

$$|H_Q(x)| = |H_Q(a_Q) + \langle \nabla H_Q, x - a_Q \rangle| \leq |H_Q(a_Q)| + |\langle \nabla H_Q, x - a_Q \rangle| \leq |H_Q(a_Q)| + n \|\nabla H_Q\| \cdot \|x - a_Q\|.$$

Combining this inequality with (3.24), we get

$$|H_Q(x)| \leq \eta\{(r_Q + r_K)^2 + n(r_Q + r_K)\|x - a_Q\|\}.$$

Note that, thanks to (3.18), (3.21) and (3.22), we have

$$\|x - a_Q\| \leq \|x - c_K\| + \|c_K - c_Q\| + \|c_Q - a_Q\| \leq r_K + r_K + r_Q + 9r_Q \leq 18r_Q \quad (3.25)$$

so that

$$|H_Q(x)| \leq \eta\{(r_Q + 4r_Q)^2 + n(r_Q + 4r_Q)(18r_Q)\} \leq C_2\eta r_Q^2 \leq C_2\eta (\text{diam } Q)^2. \quad (3.26)$$

Hence,

$$|(P_Q - P_K)(x)|/(\text{diam } Q)^2 = |H_Q(x)|/(\text{diam } Q)^2 \leq C_2\eta, \quad (3.27)$$

and, thanks to (3.20) and (3.22),

$$\|\nabla(P_Q - P_K)\|/\text{diam } Q \leq \eta(r_Q + r_K)/\text{diam } Q \leq 3\eta.$$

Combining this inequality and inequality (3.27) with (3.16), we get

$$|D^\alpha(\varphi_Q(P_Q - P_K))(x)| \leq C_3\eta.$$

From this and inequality (3.15), we have $|D^\alpha F(x)| \leq C_3\eta \cdot \#T(K)$ so that, thanks to (3.14),

$$|D^\alpha F(x)| \leq C_4\eta \quad \text{for every } x \in \Omega.$$

Thus, $\sup_{\Omega} |D^\alpha F| \leq C_4\eta$ proving that

$$F \in C^2(\Omega) \quad \text{and} \quad \|F\|_{C^2(\Omega)} \leq C_5\eta.$$

In particular, thanks to Claim 2.9, the trace $\text{Tr}_{\partial^*\Omega}[F]$ of F to the split boundary $\partial^*\Omega$ of the domain Ω is well defined. Let us prove that this trace coincides with f , i.e., $f = \text{Tr}_{\partial^*\Omega}[F]$.

First, let us show that

$$\text{Tr}_{\partial^*\Omega}[F](\omega_H) = f(\omega_H) \quad \text{for every cube } H \in \mathcal{W}(\Omega). \quad (3.28)$$

Thanks to (1.11) and Definition 2.2, this equality holds provided

$$\lim_{i \rightarrow \infty} F(x_i^{[H]}) = f(\omega_H) \quad (3.29)$$

where

$$x_i^{[H]} = a_H + \frac{1}{i}(c_H - a_H), \quad i = 1, 2, \dots \quad \text{See (2.4).}$$

Let us fix a cube $K \in \mathcal{W}(\Omega)$. We recall that the polynomial $P_K \in \mathcal{P}_1(\mathbf{R}^n)$ is defined by formula (3.17). Then, for every $x \in K$, we have

$$\begin{aligned} |F(x) - f(\omega_K)| &\leq |F(x) - f(\omega_K) - \langle \nabla P_K, x - a_K \rangle| + |\langle \nabla P_K, x - a_K \rangle| \\ &\leq |F(x) - P_K(x)| + n \|\nabla P_K\| \cdot \|x - a_K\|. \end{aligned}$$

Hence,

$$|F(x) - f(\omega_K)| \leq |F(x) - P_K(x)| + n \|\nabla P_K - \nabla F(x)\| \cdot \|x - a_K\| + n \|\nabla F(x)\| \cdot \|x - a_K\|. \quad (3.30)$$

Let us estimate $|F(x) - P_K(x)|$ for $x \in K$. Thanks to formula (3.11) and Lemma 2.14,

$$|F(x) - P_K(x)| = \left| \sum_{Q \in \mathcal{W}(\Omega)} \varphi_Q(x)(P_Q(x) - P_K(x)) \right| \leq \sum_{Q \in T(K)} |P_Q(x) - P_K(x)| = \sum_{Q \in T(K)} |H_Q(x)|,$$

see (3.23) and (3.12). Therefore, thanks to (3.14), (3.26) and (3.22),

$$|F(x) - P_K(x)| \leq C \eta r_K^2. \quad (3.31)$$

Let us estimate the quantity $\|\nabla P_K - \nabla F(x)\|$. Thanks to (3.11) and Lemma 2.14,

$$\nabla F(x) - \nabla P_K = \nabla(F - P_K)(x) = \nabla \left\{ \sum_{Q \in \mathcal{W}(\Omega)} (\varphi_Q \cdot (P_Q - P_K))(x) \right\} = \sum_{Q \in T(K)} \nabla(\varphi_Q \cdot (P_Q - P_K))(x)$$

so that

$$\nabla F(x) - \nabla P_K = \sum_{Q \in T(K)} \{(P_Q - P_K)(x) \cdot \nabla \varphi_Q(x) + \varphi_Q(x) \cdot (\nabla P_Q - \nabla P_K)\}.$$

From this, definition (3.17) and Lemma 2.14, we have

$$\begin{aligned}\|\nabla F(x) - \nabla P_K\| &= \sum_{Q \in T(K)} \{|(P_Q - P_K)(x)| \cdot \|\nabla \varphi_Q(x)\| + \|\nabla P_Q - \nabla P_K\|\} \\ &\leq C \sum_{Q \in T(K)} \{|(P_Q - P_K)(x)| / \text{diam } Q + \|g(Q) - g(K)\|\}.\end{aligned}$$

Because $Q \cap K \neq \emptyset$ for each $Q \in T(K)$, by (3.9) and (3.22), we have

$$\|g(Q) - g(K)\| \leq \eta(r_Q + r_K) \leq 5\eta r_K.$$

In turn, thanks to (3.26),

$$|(P_Q - P_K)(x)| = |H_Q(x)| \leq C_1 \eta r_K^2.$$

These inequalities and (3.14) prove that the following inequality

$$\|\nabla F(x) - \nabla P_K\| \leq C_2 \eta \sum_{Q \in T(K)} \{r_K^2 / \text{diam } Q + r_K\} \leq C_3 \eta r_K$$

holds. Combining this inequality and inequality (3.31) with (3.30), we have

$$|F(x) - f(\omega_K)| \leq C_4 \eta r_K (r_K + \|x - a_K\|) + n \|\nabla F(x)\| \cdot \|x - a_K\|.$$

Let us note that, thanks to (3.25) and (3.22),

$$\|x - a_K\| \leq 72 r_K \tag{3.32}$$

so that

$$|F(x) - f(\omega_K)| \leq C_5 \eta r_K^2 + n r_K \|\nabla F(x)\|.$$

Also, thanks to (2.29), we have

$$r_K \leq \text{diam } K \leq \text{dist}(K, \partial\Omega) \leq \text{dist}(x, \partial\Omega). \tag{3.33}$$

From this and (3.32), we have

$$\|x - a_K\| \leq C \text{dist}(x, \partial\Omega). \tag{3.34}$$

Let us also note that, thanks to (3.21) and (3.33),

$$\|a_K - c_K\| \leq 9r_K \leq 9 \text{dist}(x, \partial\Omega). \tag{3.35}$$

Thus, we have proved that for each cube $K \in \mathcal{W}(\Omega)$

$$|F(x) - f(\omega_K)| \leq C_5 \eta \text{dist}(x, \partial\Omega)^2 + \|\nabla F(x)\| \text{dist}(x, \partial\Omega) \quad \text{for every } x \in K. \tag{3.36}$$

We are in a position to complete the proof of (3.29). Let us apply inequality (3.36) to the sequence of points

$$x_i = x_i^{[H]} = a_H + \frac{1}{i}(c_H - a_H), \quad i = 1, 2, \dots \tag{3.37}$$

We recall that a_H is a point on $\partial\Omega$ nearest to the point c_H , the center of the cube $H \in \mathcal{W}(\Omega)$. See (2.1). Therefore,

$$\|a_H - x_i\| = \frac{1}{i}\|c_H - a_H\| \rightarrow 0 \quad \text{as } i \rightarrow \infty.$$

Thus,

$$\text{dist}(x_i, \partial\Omega) \leq \|a_H - x_i\| \rightarrow 0 \quad \text{as } i \rightarrow \infty. \quad (3.38)$$

Let $H_i \in \mathcal{W}(\Omega)$ be a cube from the Whitney covering of Ω containing x_i , i.e., $x_i \in H_i$. Thanks to (3.33),

$$\|x_i - c_{H_i}\| \leq r_{H_i} \leq \text{dist}(x_i, \partial\Omega). \quad (3.39)$$

Let $\omega_i \in \Omega^*$ be the equivalence class of the sequence

$$y_k = a_{H_i} + \frac{1}{k}(c_{H_i} - a_{H_i}), \quad \text{i.e., } \omega_i = [(y_k)].$$

We recall that $\omega_H = [(x_i)]$. Clearly,

$$\omega_H = [(z_k)] \quad \text{where } z_k = a_H + \frac{1}{i+k}(c_H - a_H), \quad k = 1, 2, \dots$$

Also, thanks to (3.34),

$$\|x_i - a_H\| \leq C \text{dist}(x_i, \partial\Omega). \quad (3.40)$$

We note that, thanks to (3.34) and (3.35), we have

$$\|x_i - a_{H_i}\| \leq C \text{dist}(x_i, \partial\Omega) \quad \text{and} \quad \|c_{H_i} - a_{H_i}\| \leq C \text{dist}(x_i, \partial\Omega). \quad (3.41)$$

Let us show that $d_{\Omega}^*(\omega_H, \omega_{H_i}) \leq C \text{dist}(x_i, \partial\Omega)$. Indeed, thanks to (1.8),

$$d_{\Omega}^*(\omega_H, \omega_{H_i}) = \lim_{k \rightarrow \infty} d_{\Omega}(z_k, y_k)$$

so that it suffices to prove that

$$\lim_{k \rightarrow \infty} d_{\Omega}(z_k, y_k) \leq C \text{dist}(x_i, \partial\Omega). \quad (3.42)$$

We know that the line segments $[y_k, c_{H_i}]$, $[c_{H_i}, x_i]$, $[x_i, z_k] \subset \Omega$, therefore

$$d_{\Omega}(z_k, y_k) \leq \|y_k - c_{H_i}\| + \|c_{H_i} - x_i\| + \|x_i - z_k\| \leq \|a_{H_i} - c_{H_i}\| + \|c_{H_i} - x_i\| + \|x_i - a_H\|.$$

From this inequality, (3.39), (3.40) and (3.41), we get the required inequality (3.42).

Now, we have

$$|F(x_i) - f(\omega_H)| \leq |F(x_i) - f(\omega_{H_i})| + |f(\omega_{H_i}) - f(\omega_H)|.$$

Inequality (3.36) tells us that

$$|F(x_i) - f(\omega_{H_i})| \leq C\eta \text{dist}(x_i, \partial\Omega)^2 + \|\nabla F(x_i)\| \text{dist}(x_i, \partial\Omega).$$

We know that the sequence (x_i) defined by (3.37) is a Cauchy sequence in Ω with respect to d_{Ω} . We also know that $F \in C^2(\Omega)$ and, thanks to inequality (2.8), ∇F is Lipschitz continuous with respect to d_{Ω} . Therefore, the limit $\lim_{i \rightarrow \infty} \|\nabla F(x_i)\|$ exists.

But, thanks to (3.38), $\text{dist}(x_i, \partial\Omega) \rightarrow 0$ as $i \rightarrow \infty$, so that

$$|F(x_i) - f(\omega_{H_i})| \rightarrow 0 \quad \text{as } i \rightarrow \infty.$$

We also recall that $f \in C(\partial^*\Omega, d_\Omega^*)$, i.e., f is a continuous function on $\partial^*\Omega$ in the metric d_Ω^* . Because $\omega_{H_i} \rightarrow \omega_H$ (in the metric d_Ω^*), see (3.41), $f(\omega_{H_i}) \rightarrow f(\omega_H)$ as $i \rightarrow \infty$.

This proves that $F(x_i) \rightarrow f(\omega_H)$ as $i \rightarrow \infty$ completing the proof of the property (3.28).

It remains to show that

$$\text{Tr}_{\partial^*\Omega}[F](\omega) = f(\omega) \quad \text{for every element } \omega \in \partial^*\Omega.$$

To prove this property, let us introduce a subset $V \subset \partial^*\Omega$ defined by

$$V = \{\omega_Q : Q \in \mathcal{W}(\Omega)\}.$$

We have proved that $\text{Tr}_{\partial^*\Omega}[F]$ and f coincide on V , i.e.,

$$\text{Tr}_{\partial^*\Omega}[F]|_V = f|_V.$$

Let us show that V is a *dense* subset of $\partial^*\Omega$ (in the metric d_Ω^*). Let $\omega = [(y_k)] \in \partial^*\Omega$, and let $H_k \in \mathcal{W}(\Omega)$ be a cube containing y_k , i.e., $y_k \in H_k$ for all $k = 1, 2, \dots$.

Let $\omega_k = \omega_{H_k}$, see Definition 2.2. Thanks to (2.5),

$$d_\Omega^*(\omega_k, y_k) = \lim_{i \rightarrow \infty} d_\Omega(x_i, y_k)$$

where

$$x_i = a_{H_k} + \frac{1}{i}(c_{H_k} - a_{H_k}), \quad i = 1, 2, \dots$$

Clearly,

$$d_\Omega^*(\omega_k, y_k) = \|a_{H_k} - y_k\|.$$

As we have proved above, thanks to (3.34),

$$\|a_{H_k} - y_k\| \leq C \text{dist}(y_k, \partial\Omega).$$

Hence,

$$d_\Omega^*(\omega_k, y_k) \leq C \text{dist}(y_k, \partial\Omega) = C \text{dist}_\Omega(y_k, \partial^*\Omega)$$

where dist_Ω denotes the distance from a point to a set in the metric space (Ω^*, d_Ω^*) .

Because $\omega \in \partial^*\Omega$, we have

$$\text{dist}_\Omega(y_k, \partial^*\Omega) \leq d_\Omega^*(y_k, \omega)$$

proving that

$$d_\Omega^*(\omega_k, y_k) \leq C d_\Omega^*(\omega, y_k).$$

Hence,

$$d_\Omega^*(\omega, \omega_k) \leq d_\Omega^*(\omega, y_k) + d_\Omega^*(y_k, \omega_k) \leq (C + 1) d_\Omega^*(\omega, y_k) \rightarrow 0 \quad \text{as } k \rightarrow \infty.$$

(Recall that $\omega = [(y_k)]$.) Because $\omega_k = \omega_{H_k} \in V$ for every $k = 1, 2, \dots$, this proves that V is a dense subset of $\partial^*\Omega$.

Thus, two functions continuous on $\partial^*\Omega$ - the function $\text{Tr}_{\partial^*\Omega}[F]$ and the function f - coincide on a dense subset of the set $\partial^*\Omega$. From this we conclude that $\text{Tr}_{\partial^*\Omega}[F] = f$ on all the split boundary $\partial^*\Omega$.

The proof of Proposition 3.2 is complete. \blacksquare

4. C^2 boundary values and Lipschitz selections of affine-set valued mappings.

4.1 The C^2 trace problem as a problem in combinatorial geometry.

In this section we reduce Problem 1.6 - the problem of describing the boundary values of $C^2(\Omega)$ -functions - to a purely geometrical problem in combinatorial geometry. As we will show in the next section, this geometrical problem can be characterized as a problem of the existence of a *Lipschitz selection* of a certain set-valued mapping defined on a metric space. The geometrical structure of this metric space is closed to that of the metric space (Ω, d_Ω) .

This geometrical approach to the C^2 trace problem is based on the results of Proposition 4.1 and Proposition 4.2 which we prove in this section.

Let

$$\mathcal{V}(\Omega) = \{S = \{Q, Q'\} : Q, Q' \in \mathcal{W}(\Omega), Q \neq Q', Q \cap Q' \neq \emptyset\}. \quad (4.1)$$

Thus, $\mathcal{V}(\Omega)$ is a family of (non-ordered) pairs of Whitney cubes having non-empty intersection. Given $S = \{Q, Q'\} \in \mathcal{V}(\Omega)$ we set

$$D(S) = \text{diam } Q + \text{diam } Q'. \quad (4.2)$$

We introduce the following notation: given $S, \tilde{S} \in \mathcal{V}(\Omega)$, $S \neq \tilde{S}$, we write

$$S \leftrightarrow \tilde{S} \quad \text{provided} \quad S \cap \tilde{S} \neq \emptyset. \quad (4.3)$$

Proposition 4.1 *Let $\Omega \subset \mathbf{R}^n$ be a domain. Let $F \in C^2(\Omega)$ and let $f = \text{Tr}_{\partial^* \Omega}[F]$.*

Then $f \in C(\partial^ \Omega, d_\Omega^*)$ and there exists a mapping $G : \mathcal{V}(\Omega) \rightarrow \mathbf{R}^n$ such that the following conditions hold:*

(i) *We have:*

$$\langle G(S), a_Q - a_{Q'} \rangle = f(\omega_Q) - f(\omega_{Q'}) \quad \text{for every } S = \{Q, Q'\} \in \mathcal{V}(\Omega). \quad (4.4)$$

(ii) *Let $S, \tilde{S} \in \mathcal{V}(\Omega)$, $S \leftrightarrow \tilde{S}$. Then*

$$\|G(S) - G(\tilde{S})\| \leq \gamma \|F\|_{C^2(\Omega)} \{D(S) + D(\tilde{S})\}. \quad (4.5)$$

Here $\gamma > 0$ is a constant depending only on n .

Proof. Given $S = \{Q, Q'\} \in \mathcal{V}(\Omega)$ we let Y_S denote an affine subspace of \mathbf{R}^n defined by

$$Y_S = \{y \in \mathbf{R}^n : \langle y, a_Q - a_{Q'} \rangle = f(\omega_Q) - f(\omega_{Q'})\}. \quad (4.6)$$

Clearly, Y_S is a hyperplane in \mathbf{R}^n (i.e., an $(n - 1)$ -dimensional affine subspace) provided $a_Q \neq a_{Q'}$.

Let us see that

$$\text{if } a_Q = a_{Q'} \quad \text{then} \quad \omega_Q = \omega_{Q'}. \quad (4.7)$$

Indeed, we know that $Q \cap Q' \neq \emptyset$. Therefore, thanks to Claim 2.3,

$$d_\Omega^*(\omega_Q, \omega_{Q'}) \leq 2 \|a_Q - a_{Q'}\| = 0$$

proving (4.7). In particular, this proves that if $a_Q = a_{Q'}$ then $Y_S = \mathbf{R}^n$.

Now, let us define the mapping $G : \mathcal{V}(\Omega) \rightarrow \mathbf{R}^n$ satisfying conditions (4.4) and (4.5).

Proposition 3.1 tells us that there exists a mapping $g : \mathcal{W}(\Omega) \rightarrow \mathbf{R}^n$ such that inequalities (3.1) and (3.2) hold for all cubes

$$Q, Q' \in \mathcal{W}(\Omega) \quad \text{such that} \quad Q \cap Q' \neq \emptyset. \quad (4.8)$$

Let $S = \{Q, Q'\} \in \mathcal{V}(\Omega)$, i.e., property (4.8) holds. Let us assign to the element S a cube $Q_S \in S$. (Thus, either $Q_S = Q$ or $Q_S = Q'$.)

Given an affine subspace $Y \subset \mathbf{R}^n$, we let $\text{Pr}_\perp(\cdot; Y)$ denote the operator of the orthogonal projection onto Y . We recall that if Y is a hyperplane determined by the equation

$$Y = \{y \in \mathbf{R}^n : \langle y, h \rangle = b\} \quad \text{where } h \in \mathbf{R}^n, h \neq 0, \text{ and } b \in \mathbf{R},$$

then for every $z \in \mathbf{R}^n$, the Euclidean distance $\text{dist}(z, Y)_2$ from z to Y is given by the formula

$$\text{dist}(z, Y)_2 = |b - \langle z, h \rangle| / \|h\|_2. \quad (4.9)$$

(Here $\|\cdot\|_2$ is the Euclidean norm in \mathbf{R}^n .)

Now, we set

$$G(S) = \text{Pr}_\perp(g(Q_S); Y_S), \quad S \in \mathcal{V}(\Omega). \quad (4.10)$$

Thus, $G(S) \in Y_S$ so that, thanks to definition (4.6), property (4.4) holds.

Let us prove inequality (4.5). Suppose that, given $S = \{Q, Q'\}$, the cube Q_S coincides with Q' . Then, thanks to (4.10), (4.6) and formula (4.9), we have

$$\begin{aligned} \|g(Q_S) - G(S)\| &\leq \|g(Q_S) - G(S)\|_2 = \text{dist}(g(Q'), Y_S)_2 \\ &= |f(\omega_Q) - f(\omega_{Q'}) - \langle g(Q'), a_Q - a_{Q'} \rangle| / \|a_Q - a_{Q'}\|_2. \end{aligned}$$

Therefore, thanks to inequality (3.1),

$$\|g(Q_S) - G(S)\| \leq 20n \|F\|_{C^2(\Omega)} \frac{\|a_Q - a_{Q'}\|}{\|a_Q - a_{Q'}\|_2} \cdot (\text{diam } Q + \text{diam } Q')$$

so that

$$\|g(Q_S) - G(S)\| \leq 20n \|F\|_{C^2(\Omega)} (\text{diam } Q + \text{diam } Q'). \quad (4.11)$$

Now, let $S = \{Q, Q'\} \in \mathcal{V}(\Omega)$, $\tilde{S} = \{K, K'\} \in \mathcal{V}(\Omega)$ and let $S \leftrightarrow \tilde{S}$. Thanks to (4.3), in this case there exists a cube $H \in S \cap \tilde{S}$. Thus,

$$H \in \mathcal{W}(\Omega), \quad H \cap Q_S \neq \emptyset \quad \text{and} \quad H \cap Q_{\tilde{S}} \neq \emptyset.$$

We have

$$\|G(S) - G(\tilde{S})\| \leq \|G(S) - g(Q_S)\| + \|g(Q_S) - g(H)\| + \|g(H) - g(Q_{\tilde{S}})\| + \|g(Q_{\tilde{S}}) - G(\tilde{S})\|$$

so that, thanks to (4.11) and (3.2),

$$\begin{aligned} \|G(S) - G(\tilde{S})\| &\leq 20n \|F\|_{C^2(\Omega)} \{(\text{diam } Q + \text{diam } Q') + (\text{diam } Q_S + \text{diam } H) \\ &\quad + (\text{diam } H + \text{diam } Q_{\tilde{S}}) + (\text{diam } K + \text{diam } K')\}. \end{aligned}$$

Recall that, thanks to (4.2),

$$\text{diam } Q + \text{diam } Q' = D(S) \quad \text{and} \quad \text{diam } K + \text{diam } K' = D(\widetilde{S}).$$

Also, we know that $Q_S, H \in S$ and $Q_{\widetilde{S}}, H \in \widetilde{S}$, therefore

$$\text{diam } Q_S + \text{diam } H \leq 2D(S) \quad \text{and} \quad \text{diam } H + \text{diam } Q_{\widetilde{S}} \leq 2D(\widetilde{S}).$$

Hence,

$$\|G(S) - G(\widetilde{S})\| \leq 20n \|F\|_{C^2(\Omega)} \{D(S) + 2D(S) + 2D(\widetilde{S}) + D(\widetilde{S})\} = 60n \|F\|_{C^2(\Omega)} \{D(S) + D(\widetilde{S})\}.$$

The proof of the proposition is complete. \blacksquare

Proposition 4.2 *Let $\Omega \subset \mathbf{R}^n$ be a domain, and let $f \in C(\partial^* \Omega, d_\Omega^*)$. Suppose that there exist a constant $\lambda > 0$ and a mapping $G : \mathcal{V}(\Omega) \rightarrow \mathbf{R}^n$ such that:*

(i) *Condition (4.4) holds;*

(ii) *For every $S, \widetilde{S} \in \mathcal{V}(\Omega)$, $S \leftrightarrow \widetilde{S}$, we have*

$$\|G(S) - G(\widetilde{S})\| \leq \lambda \{D(S) + D(\widetilde{S})\}. \quad (4.12)$$

Then there exists a function $F \in C^2(\Omega)$ with $\|F\|_{C^2(\Omega)} \leq \gamma \lambda$ such that $\text{Tr}_{\partial^ \Omega}[F] = f$.*

Here $\gamma = \gamma(n)$ is a constant depending only on n .

Proof. Let us show that if the hypotheses of the proposition holds then there exist a constant η , $0 < \eta \leq 30n\lambda$, and a mapping $g : \mathcal{W}(\Omega) \rightarrow \mathbf{R}^n$ such that condition (3.8) and (3.9) of Proposition 3.2 hold.

Given $Q \in \mathcal{W}(\Omega)$, let $T(Q)$ be the family of Whitney cubes having common points with Q . Let us assign to the cube Q a cube $Q_T \in T(Q)$, $Q_T \neq Q$. Thus,

$$Q_T \in \mathcal{W}(\Omega), \quad Q_T \neq Q \quad \text{and} \quad Q_T \cap Q \neq \emptyset.$$

Then we set $S = \{Q, Q_T\}$ and define the mapping $g : \mathcal{W}(\Omega) \rightarrow \mathbf{R}^n$ by the formula

$$g(Q) = G(S), \quad Q \in \mathcal{W}(\Omega). \quad (4.13)$$

First, let us prove that inequality (3.9) holds. Let $Q, Q' \in \mathcal{W}(\Omega)$, $Q \neq Q'$, and $Q \cap Q' \neq \emptyset$. Let

$$S = \{Q, Q_T\}, \quad S' = \{Q', Q'_T\} \quad \text{and} \quad \widetilde{S} = \{Q, Q'\}.$$

Then, thanks to definition (4.3), $S \leftrightarrow \widetilde{S}$ and $S' \leftrightarrow \widetilde{S}$. Therefore, thanks to inequality (4.12),

$$\|G(S) - G(\widetilde{S})\| \leq \lambda \{D(S) + D(\widetilde{S})\} \quad \text{and} \quad \|G(S') - G(\widetilde{S})\| \leq \lambda \{D(S') + D(\widetilde{S})\}.$$

Hence,

$$\|g(Q) - g(Q')\| = \|G(S) - G(S')\| \leq \|G(S) - G(\widetilde{S})\| + \|G(\widetilde{S}) - G(S')\| \leq \lambda \{D(S) + 2D(\widetilde{S}) + D(S')\}.$$

Part (1) of Lemma 2.13 tells us that

$$\text{diam } Q_T \leq 4 \text{diam } Q \quad \text{and} \quad \text{diam } Q'_T \leq 4 \text{diam } Q'. \quad (4.14)$$

Therefore,

$$D(S) = \text{diam } Q + \text{diam } Q_T \leq 5 \text{diam } Q \quad \text{and} \quad D(S') \leq 5 \text{diam } Q'.$$

Furthermore, $D(\tilde{S}) = \text{diam } Q + \text{diam } Q'$ so that

$$\|g(Q) - g(Q')\| \leq \lambda \{5 \text{diam } Q + 2(\text{diam } Q + \text{diam } Q') + 5 \text{diam } Q'\} = 7\lambda \{\text{diam } Q + \text{diam } Q'\}$$

proving (3.9).

Let us prove inequality (3.8). Let $Q, Q' \in \mathcal{W}(\Omega)$, $Q \neq Q'$, and $Q \cap Q' \neq \emptyset$, and let $S = \{Q, Q'\}$. Then, thanks to condition (4.4),

$$\langle G(S), a_Q - a_{Q'} \rangle = f(\omega_Q) - f(\omega_{Q'}).$$

Let $\tilde{S} = \{Q', Q'_T\}$. Then, thanks to (4.13), $g(Q') = G(\tilde{S})$. Also, let us note that $S \leftrightarrow \tilde{S}$. Then, thanks to (4.12) and (4.14)

$$\begin{aligned} \|G(S) - g(Q')\| &= \|G(S) - G(\tilde{S})\| \leq \lambda \{D(S) + D(\tilde{S})\} \\ &= \lambda \{\text{diam } Q + 2 \text{diam } Q' + \text{diam } Q'_T\} \leq 6\lambda \{\text{diam } Q + \text{diam } Q'\}. \end{aligned}$$

Hence,

$$\begin{aligned} |f(\omega_Q) - f(\omega_{Q'}) - \langle g(Q'), a_Q - a_{Q'} \rangle| &= |\langle G(S) - g(Q'), a_Q - a_{Q'} \rangle| \leq n \|G(S) - g(Q')\| \cdot \|a_Q - a_{Q'}\| \\ &\leq 6n\lambda \|a_Q - a_{Q'}\| \{\text{diam } Q + \text{diam } Q'\}. \end{aligned}$$

As we have proved earlier,

$$\|a_Q - a_{Q'}\| \leq 5\{\text{diam } Q + \text{diam } Q'\}.$$

See, e.g., (3.7). Hence,

$$|f(\omega_Q) - f(\omega_{Q'}) - \langle g(Q'), a_Q - a_{Q'} \rangle| \leq 30n\lambda \{\text{diam } Q + \text{diam } Q'\}^2.$$

Thus, the function f satisfies the hypotheses of Proposition 3.2 (with $\eta = 30n\lambda$). This proposition tells us that there exists a function $F \in C^2(\Omega)$ with $\|F\|_{C^2(\Omega)} \leq \gamma(n)\lambda$ such that $\text{Tr}_{\partial^* \Omega}[F] = f$.

The proof of Proposition 4.2 is complete. \blacksquare

4.2 Affine-set valued mappings generated by C^2 functions and their Lipschitz selections.

In this section we present the final step of the proof of Theorem 1.8. At this step, basing on the results of Propositions 4.1 and 4.2, we describe C^2 boundary values in terms of affine-set valued mappings and their Lipschitz selections.

Here are our main settings related to this topic. Let $\mathfrak{M} = (\mathcal{M}, \rho)$ be a *pseudometric space*, i.e., suppose that the “distance function” $\rho : \mathcal{M} \times \mathcal{M} \rightarrow [0, +\infty]$ satisfies

$$\rho(x, x) = 0, \quad \rho(x, y) = \rho(y, x), \quad \text{and} \quad \rho(x, y) \leq \rho(x, z) + \rho(z, y)$$

for all $x, y, z \in \mathcal{M}$. Note that $\rho(x, y) = 0$ may hold with $x \neq y$, and $\rho(x, y)$ may be $+\infty$.

By $\text{Lip}(\mathfrak{M}; \mathbf{R}^n)$ we denote the space of all Lipschitz mappings from \mathcal{M} to \mathbf{R}^n equipped with the Lipschitz seminorm

$$\|f\|_{\text{Lip}(\mathfrak{M}; \mathbf{R}^n)} = \inf\{\lambda > 0 : \|f(x) - f(y)\| \leq \lambda \rho(x, y) \text{ for all } x, y \in \mathcal{M}\}. \quad (4.15)$$

Let $\text{Aff}(\mathbf{R}^n)$ be the family of *all affine subspaces of \mathbf{R}^n* . Let F be a set-valued mapping which to each point $x \in \mathcal{M}$ assigns a set $F(x) \in \text{Aff}(\mathbf{R}^n)$. A *selection* of F is a map $f : \mathcal{M} \rightarrow \mathbf{R}^n$ such that $f(x) \in F(x)$ for all $x \in \mathcal{M}$.

We introduce the quantity $|F|_{\mathfrak{M}}$ which controls the Lipschitz seminorm of an optimal Lipschitz selection of F . More precisely, we set

$$|F|_{\mathfrak{M}} = \inf\{\|f\|_{\text{Lip}(\mathfrak{M}; \mathbf{R}^n)} : f \text{ is a Lipschitz selection of } F\}$$

whenever F has a Lipschitz selection, and we set $|F|_{\mathfrak{M}} = +\infty$ otherwise.

Let $\Gamma = (V_\Gamma, E_\Gamma)$ be an (undirected) graph, where V_Γ denotes the set of nodes of Γ , and E_Γ denotes the set of edges. Let us write $v_1 \leftrightarrow v_2$ for $v_1, v_2 \in V_\Gamma$ joined by an edge $\mathbf{e} \in E_\Gamma$. We denote this edge by $[v_1, v_2]$ and refer to v_1 and v_2 as the ends of \mathbf{e} . The *degree* $\deg_\Gamma(v)$ of a node $v \in V_\Gamma$ is the number of nodes $v' \in V_\Gamma$ to which v is joined by an edge.

Let $w : E_\Gamma \rightarrow [0, +\infty]$ be a weight. We define a function $\rho_w : \Gamma \times \Gamma \rightarrow [0, +\infty]$ as follows: for every $v \in V_\Gamma$ we set $\rho_w(v, v) = 0$, and, for every $v, v' \in V_\Gamma, v \neq v'$, we set

$$\rho_w(v, v') = \inf_{\{\mathbf{e}_k\}} \sum_{k=1}^m w(\mathbf{e}_k). \quad (4.16)$$

Here the infimum is taken over all finite paths $\{\mathbf{e}_k \in E_\Gamma : k = 1, \dots, m\}$ in the graph Γ joining v to v' . We put $\rho_w(v, v') = +\infty$ if v and v' are disconnected nodes in the graph Γ (i.e., the family of the paths $\{\mathbf{e}_k\}$ in (4.16) is empty).

Clearly, the function ρ_w is a *pseudometric* and $\mathfrak{M} = (V_\Gamma, \rho_w)$ is a *pseudometric space*.

Remark 4.3 Let us note the following useful property of Lipschitz mappings from V_Γ into \mathbf{R}^n : Let $\mathfrak{M} = (V_\Gamma, \rho_w)$. A mapping $f \in \text{Lip}(\mathfrak{M}; \mathbf{R}^n)$ if and only if there exists a constant $\lambda > 0$ such that for every two nodes $v, v' \in V_\Gamma$ *joined by an edge* (i.e., $v \leftrightarrow v'$), the following inequality

$$\|f(v) - f(v')\| \leq \lambda \rho_w(v, v')$$

holds. Furthermore, $\|f\|_{\text{Lip}(\mathfrak{M}; \mathbf{R}^n)} = \inf \lambda$.

The proof of this statement is immediate from definitions (4.15) and (4.16). ◀

The following *Finiteness Principle for Lipschitz selections* for affine-set valued mappings [32, 34] is the main point of the proof of Theorem 1.8.

Here we need a version of this result related to set-valued mappings defined on metric graphs. To its formulation we introduce the following notion: we say that a two-point set $S = \{v, v'\}$ of vertices of a graph Γ is *connected* if $v \leftrightarrow v'$, i.e., v is joined by an edge to v' . (In other words, two point connected sets are the ends of edges of the graph Γ .)

Theorem 4.4 *Let $\Gamma = (V_\Gamma, E_\Gamma)$ be a graph, and let $F : V_\Gamma \rightarrow \text{Aff}(\mathbf{R}^n)$ be an affine-set valued mapping. Let $w : E_\Gamma \rightarrow [0, +\infty]$ be a weight, and let $\mathfrak{M} = (V_\Gamma, \rho_w)$.*

Let $V \subset V_\Gamma$ be an arbitrary set of vertices having the following structure: V is the union of at most 2^{n-1} two point connected sets of vertices. Suppose that for every such subset $V \subset V_\Gamma$ the restriction $F|_V$ of F to V has a Lipschitz selection f_V with Lipschitz seminorm $\|f_V\|_{\text{Lip}(\mathfrak{M}; \mathbf{R}^n)} \leq \lambda$.

Then F has a Lipschitz selection $f : V_\Gamma \rightarrow \mathbf{R}^n$ with Lipschitz seminorm $\|f\|_{\text{Lip}(\mathfrak{M}; \mathbf{R}^n)} \leq \gamma \lambda$.

Here γ depends only on n .

Proof. The proof of this result can be obtained by a trivial modification of the proof of a similar result given in [5]. We leave the details to the interested reader. ■

Remark 4.5 It is clear that each set V in the formulation of Theorem 4.4 consists of at most $N(n) = 2^n$ elements. Thus, this theorem is a refinement of a similar result in which V runs over *all subsets of* V_Γ with at most $N(n)$ nodes. We refer to $N(n)$ as a finiteness number.

Let us note that there exists a generalization of Theorem 4.4 to the case of set-valued mappings from an *arbitrary* pseudometric space to the family $\mathcal{K}(\mathbf{R}^n)$ of *all convex compact subsets of* \mathbf{R}^n . We mean the so-called “*Finiteness Principle for Lipschitz Selections*” proven in our paper with C. Fefferman [17]. In particular, it is shown in [17] that an analog of Theorem 4.4 holds for an arbitrary set-valued mapping $F : \mathcal{M} \rightarrow \mathcal{K}(\mathbf{R}^n) \cup \text{Aff}(\mathbf{R}^n)$ with the same finiteness number $N(n) = 2^n$ and some constant γ depending only on n . ◀

4.3 The final step of the proof of the Finiteness Principle for C^2 boundary values.

Proof of Theorem 1.8. We introduce a graph $\Gamma_\Omega = (\mathcal{V}(\Omega), E_{\Gamma_\Omega})$ with the nodes in the family $\mathcal{V}(\Omega)$ of all pairs of Whitney’s cubes with non-empty intersection. See (4.1). The graph structure on $\mathcal{V}(\Omega)$ is generated by the relation (4.3). Thus, the nodes $S = \{Q, Q'\}, \tilde{S} = \{\tilde{Q}, \tilde{Q}'\} \in \mathcal{V}(\Omega)$ are joined by an edge in Γ_Ω if $S \cap \tilde{S} \neq \emptyset$.

Next, let us introduce a weight $w : E_{\Gamma_\Omega} \rightarrow [0, +\infty)$ as follows. Let $\mathbf{e} = [S, \tilde{S}] \in E_{\Gamma_\Omega}$ be an edge joining the nodes S and \tilde{S} . Then we set

$$w(\mathbf{e}) = w([S, \tilde{S}]) = D(S) + D(\tilde{S}). \quad (4.17)$$

Recall that, given $S = \{Q, Q'\} \in \mathcal{V}(\Omega)$, we put $D(S) = \text{diam } Q + \text{diam } Q'$. See (4.2).

Then we introduce a pseudometric $\rho_w : \Gamma_\Omega \times \Gamma_\Omega \rightarrow [0, +\infty)$ on $\mathcal{V}(\Omega)$ defined by formula (4.16). Note that $\Gamma_\Omega = (\mathcal{V}(\Omega), E_{\Gamma_\Omega})$ is a connected graph and w is a non-negative and finite weight on E_{Γ_Ω} . Therefore, ρ_w is a *metric* and $\mathfrak{M}_\Omega = (\mathcal{V}(\Omega), \rho_w)$ is a *metric space*.

Remark 4.6 Let us note a formula for calculating (up to some absolute constant) the metric ρ_w for arbitrary $S = \{Q, Q'\}, \tilde{S} = \{K, K'\} \in \mathcal{V}(\Omega), S \neq \tilde{S}$:

$$\rho_w(S, \tilde{S}) \approx D(S) + D(\tilde{S}) + d_\Omega(c_Q, c_K) \approx \text{diam } Q + \text{diam } K + d_\Omega(c_Q, c_K).$$

Its proof follows the scheme of the proof of a similar result from [36], see Proposition 2.8 there.

We give this formula for the reader’s information; we will not need it in the proof of Theorem 1.8, which we present in this section. ◀

Let $\lambda > 0$ and let $f \in C(\partial^*\Omega, d_\Omega^*)$ be a continuous function on $\partial^*\Omega$ satisfying the hypothesis of Theorem 1.8. Thus, the following claim holds.

Claim 4.7 *For every subset $E \subset \partial^*\Omega$ with $\#E \leq 3 \cdot 2^{n-1}$ there exists a function $F_E \in C^2(\Omega)$ with $\|F_E\|_{C^2(\Omega)} \leq \lambda$ such that $\text{Tr}_{\partial^*\Omega}[F_E]$ coincides with f on E .*

Let us show that there exists a function $F \in C^2(\Omega)$ with $\|F\|_{C^2(\Omega)} \leq \gamma \lambda$ such that $\text{Tr}_{\partial^*\Omega}[F] = f$. Here $\gamma = \gamma(n)$ is a constant depending only on n .

Our proof of this property relies on the results of Propositions 4.1 and 4.2 and Theorem 4.4.

We let $\mathcal{G}_f : \mathcal{V}(\Omega) \rightarrow \text{Aff}(\mathbf{R}^n)$ denote an affine-set valued mapping defined as follows:

Let $S = \{Q, Q'\} \in \mathcal{V}(\Omega)$ (i.e., $Q, Q' \in \mathcal{W}(\Omega)$, $Q \neq Q'$, and $Q \cap Q' \neq \emptyset$). Then we set

$$\mathcal{G}_f(S) = \{u \in \mathbf{R}^n : \langle u, a_Q - a_{Q'} \rangle = f(\omega_Q) - f(\omega_{Q'})\}.$$

Recall that the point $a_Q \in \partial\Omega$ and the element $\omega_Q \in \partial^*\Omega$ are defined in Definitions 2.1 and 2.2. See there (2.1) and (2.5).

Let us note that for each $S = \{Q, Q'\} \in \mathcal{V}(\Omega)$ the set $\mathcal{G}_f(S)$ is a hyperplane in \mathbf{R}^n provided $a_Q \neq a_{Q'}$. Also, let us note that, if $a_Q = a_{Q'}$ then, thanks to Claim 2.3, $f(\omega_Q) = f(\omega_{Q'})$ so that, in this case, $\mathcal{G}_f(S) = \mathbf{R}^n$.

Let us show that the set-valued mapping \mathcal{G}_f has a Lipschitz selection $G : \mathcal{V}(\Omega) \rightarrow \mathbf{R}^n$ with Lipschitz seminorm $\|G\|_{\text{Lip}(\mathfrak{M}_\Omega; \mathbf{R}^n)} \leq \gamma(n)\lambda$.

Theorem 4.4 tells us that such a selection exists provided for every subset $\mathcal{V} \subset \mathcal{V}(\Omega)$ which is the union of at most 2^{n-1} two element connected sets of nodes, the restriction $\mathcal{G}_f|_{\mathcal{V}}$ of \mathcal{G}_f to \mathcal{V} has a Lipschitz selection $G_{\mathcal{V}}$ with Lipschitz seminorm $\|G_{\mathcal{V}}\|_{\text{Lip}((\mathcal{V}, \rho_w); \mathbf{R}^n)} \leq \gamma_1 \lambda$. Here $\gamma_1 = \gamma_1(n)$ is a constant depending only on n .

Let us see how Claim 4.7 implies the existence of such a selection $G_{\mathcal{V}}$. We know that there exist $m \leq 2^{n-1}$ and a family

$$\mathcal{T} = \{\{S_i, \widetilde{S}_i\} : S_i \neq \widetilde{S}_i, S_i \leftrightarrow \widetilde{S}_i, i = 1, \dots, m\}$$

of two element connected sets of nodes in $\mathcal{V}(\Omega)$ such that

$$\mathcal{V} = \cup\{\{S_i, \widetilde{S}_i\} : i = 1, \dots, m\}. \quad (4.18)$$

Let $i \in \{1, \dots, m\}$ and let $S_i = \{Q_i, Q'_i\}$ and $\widetilde{S}_i = \{K_i, K'_i\}$ be elements of \mathcal{V} such that the two element set $\{S_i, \widetilde{S}_i\} \in \mathcal{T}$. Because $S_i \leftrightarrow \widetilde{S}_i$, the sets $S_i = \{Q_i, Q'_i\}$ and $\widetilde{S}_i = \{K_i, K'_i\}$ have a common point. We also know that $Q_i \neq Q'_i$ and $K_i \neq K'_i$. Therefore, each set

$$\mathcal{L}_i = S_i \cup \widetilde{S}_i = \{Q_i, Q'_i, K_i, K'_i\} \text{ is a three element subset of } \mathcal{V}(\Omega), \quad i = 1, \dots, m.$$

Let \mathcal{Q} be a subset of $\mathcal{W}(\Omega)$ defined by

$$\mathcal{Q} = \cup\{\mathcal{L}_i : i = 1, \dots, m\}. \quad (4.19)$$

Clearly, thanks to (4.18),

$$\mathcal{Q} = \{Q \in \mathcal{W}(\Omega) : \text{there exists } S = \{Q, Q'\} \in \mathcal{V}\}.$$

We have,

$$\#\mathcal{Q} \leq \sum_{i=1}^m \#\mathcal{L}_i = 3m \leq 3 \cdot 2^{n-1}. \quad (4.20)$$

Now, let E be a subset of $\partial^*\Omega$ defined by

$$E = \{\omega_Q \in \partial^*\Omega : Q \in \mathcal{Q}\}. \quad (4.21)$$

Thanks to inequality (4.20),

$$\#E = \#\mathcal{Q} \leq 3 \cdot 2^{n-1}.$$

Therefore, thanks to Claim 4.7, there exists a function $F_E \in C^2(\Omega)$ with $\|F_E\|_{C^2(\Omega)} \leq \lambda$ such that the function $f_E = \text{Tr}_{\partial^*\Omega}[F_E]$ coincides with f on E .

Proposition 4.1 tells us that in this case there exists a mapping $\widetilde{G} : \mathcal{V}(\Omega) \rightarrow \mathbf{R}^n$ such that

$$\langle \widetilde{G}(S), a_Q - a_{Q'} \rangle = f_E(\omega_Q) - f_E(\omega_{Q'}) \quad \text{for all } S = \{Q, Q'\} \in \mathcal{V}(\Omega), \quad (4.22)$$

and for all $S, \widetilde{S} \in \mathcal{V}(\Omega)$, $S \leftrightarrow \widetilde{S}$,

$$\|\widetilde{G}(S) - \widetilde{G}(\widetilde{S})\| \leq \gamma(n) \|F\|_{C^2(\Omega)} \{D(S) + D(\widetilde{S})\}.$$

Because $\|F_E\|_{C^2(\Omega)} \leq \lambda$ and $D(S) + D(\widetilde{S}) = w([S, \widetilde{S}])$, see (4.17), we have

$$\|\widetilde{G}(S) - \widetilde{G}(\widetilde{S})\| \leq \gamma_2 \lambda w([S, \widetilde{S}]) \quad (4.23)$$

with $\gamma_2 = \gamma_2(n)$.

We know that $f_E|_E = f|_E$ so that, thanks to (4.22),

$$\langle \widetilde{G}(S), a_Q - a_{Q'} \rangle = f(\omega_Q) - f(\omega_{Q'}) \quad \text{for every } S = \{Q, Q'\} \in \mathcal{V}.$$

Therefore,

$$\widetilde{G}(S) \in \mathcal{G}_f \quad \text{for all } S \in \mathcal{V},$$

proving that $\widetilde{G}|_{\mathcal{V}}$ is a *selection* of the restriction $\mathcal{G}_f|_{\mathcal{V}}$ of \mathcal{G}_f to \mathcal{V} .

Let us estimate its Lipschitz seminorm in the metric space $\mathfrak{M} = (\mathcal{V}, \rho_w)$. Let $S, \widetilde{S} \in \mathcal{V}$, and let $\{\mathbf{e}_k \in E_{\Gamma_\Omega} : k = 1, \dots, m\}$ be a finite path in the graph Γ_Ω joining S to \widetilde{S} . Thus, there exists a finite family of elements $\{S_0, S_1, \dots, S_m\} \subset \mathcal{V}(\Omega)$ such that $S_0 = S$, $S_m = \widetilde{S}$, $S_i \leftrightarrow S_{i+1}$, for all $i = 0, \dots, m-1$, and $\mathbf{e}_k = [S_{k-1}, S_k]$, $k = 1, \dots, m$.

Then, thanks to (4.23),

$$\|\widetilde{G}(S) - \widetilde{G}(\widetilde{S})\| = \|\widetilde{G}(S_0) - \widetilde{G}(S_m)\| \leq \sum_{k=1}^m \|\widetilde{G}(S_{k-1}) - \widetilde{G}(S_k)\| \leq \gamma_2 \lambda \sum_{k=1}^m w(\mathbf{e}_k).$$

Taking the infimum in the right hand side of this inequality over all finite paths $\{\mathbf{e}_k\}$ joining S to \widetilde{S} in Γ_Ω , we get

$$\|\widetilde{G}(S) - \widetilde{G}(\widetilde{S})\| \leq \gamma_2 \lambda \rho_w(S, \widetilde{S}), \quad S, \widetilde{S} \in \mathcal{V}.$$

See (4.16). Hence,

$$\|\widetilde{G}\|_{\text{Lip}((\mathcal{V}, \rho_w); \mathbf{R}^n)} \leq \gamma_2 \lambda$$

proving that \widetilde{G} is a Lipschitz selection of the set-valued mapping $\mathcal{G}_f|_{\mathcal{V}}$ with Lipschitz seminorm at most $\gamma_2 \lambda$.

This enables us to apply Theorem 4.4 to \mathcal{G}_f . This theorem tells us that the set-valued mapping $\mathcal{G}_f : \mathcal{V}(\Omega) \rightarrow \text{Aff}(\mathbf{R}^n)$ has a Lipschitz selection $G : \mathcal{V}(\Omega) \rightarrow \mathbf{R}^n$ with Lipschitz seminorm at most $\gamma(n)(\gamma_2 \lambda) = \gamma_3 \lambda$. Here $\gamma_3 = \gamma(n)\gamma_2$.

In particular, $G(S) \in \mathcal{G}_f(S)$ for each $S \in \mathcal{V}(\Omega)$ (because G is a selection of \mathcal{G}_f) proving that G satisfies condition (4.4). Furthermore, for every $S, \widetilde{S} \in \mathcal{V}(\Omega)$, $S \leftrightarrow \widetilde{S}$, we have

$$\|G(S) - G(\widetilde{S})\| \leq \|G\|_{\text{Lip}((\mathcal{V}(\Omega), \rho_w); \mathbf{R}^n)} \rho_w(S, \widetilde{S}) \leq \gamma_3 \lambda \rho_w(S, \widetilde{S}).$$

Also note, that $S \leftrightarrow \widetilde{S}$ so that, thanks to (4.16),

$$\rho_w(S, \widetilde{S}) \leq w(\mathbf{e}) = D(S) + D(\widetilde{S}) \quad \text{where } \mathbf{e} = [S, \widetilde{S}].$$

Hence,

$$\|G(S) - G(\widetilde{S})\| \leq \gamma_3 \lambda \rho_w(S, \widetilde{S})$$

proving that inequality (4.12) of Proposition 4.2 is satisfied for all $S, \widetilde{S} \in \mathcal{V}(\Omega)$, $S \leftrightarrow \widetilde{S}$.

Thus, both condition (i) and condition (ii) of Proposition 4.2 hold. This proposition tells us that there exists a function $F \in C^2(\Omega)$ with

$$\|F\|_{C^2(\Omega)} \leq \gamma(\gamma_3 \lambda) = \gamma_4 \lambda$$

such that $\text{Tr}_{\partial^* \Omega}[F] = f$. Here $\gamma_4 = \gamma \gamma_3$ is a constant depending only on n .

The proof of Theorem 1.8 is complete. \blacksquare

5. A refinement of the Finiteness Principle for C^2 boundary values.

The method of proof of Theorem 1.8 allows us to slightly reduce the family of $3 \cdot 2^{n-1}$ -point sets $E \subset \partial^* \Omega$ from the formulation of this result.

Definition 5.1 Let $\alpha \geq 1$, and let $\text{Tr} = \{\omega_1, \omega_2, \omega_3\} \subset \partial^* \Omega$ be a triple of elements from the split boundary $\partial^* \Omega$. The triple Tr is said to be (α, Ω) -visible if there exists a cube $Q \subset \Omega$ such that the following conditions are satisfied:

(i) For every $k = 1, 2, 3$, the set

$$\text{conv}(\{\ell(\omega_k)\} \cup Q) \setminus \{\ell(\omega_k)\} \subset \Omega.$$

(Recall that conv denotes the convex hull of a set. See also (1.9) for the definition of $\ell(\omega)$.)

(ii) Given $k \in \{1, 2, 3\}$, let

$$a_i^{(k)} = \ell(\omega_k) + \frac{1}{i}(c_Q - \ell(\omega_k)), \quad i = 1, 2, \dots$$

Then $\omega_k = [a_i^{(k)}]$, i.e., ω_k is the equivalence class of the sequence $(a_i^{(k)})$. See (1.6).

(iii) We have

$$\mathcal{L} = \{\ell(\omega_1), \ell(\omega_2), \ell(\omega_3)\} \subset \alpha Q \quad \text{and} \quad \text{diam } Q \leq \alpha \text{ diam } \mathcal{L}.$$

In these settings the following refinement of Theorem 1.8 holds.

Theorem 5.2 Let $\Omega \subset \mathbf{R}^n$ be a domain, and let $f \in C(\partial^* \Omega, d_\Omega^*)$. Let $\lambda > 0$.

Let E be an arbitrary subset of $\partial^* \Omega$ having the following structure: E is the union of at most 2^{n-1} triples, each of which is (α, Ω) -visible. Suppose that for every such subset $E \subset \partial^* \Omega$, there exists a function $F_E \in C^2(\Omega)$ with $\|F_E\|_{C^2(\Omega)} \leq \lambda$ such that $\text{Tr}_{\partial^* \Omega}[F_E]$ coincides with f on E .

Then there exists a function $F \in C^2(\Omega)$ with $\|F\|_{C^2(\Omega)} \leq \gamma \lambda$ such that $\text{Tr}_{\partial^* \Omega}[F] = f$.

Here $\alpha \geq 1$ is an absolute constant, and $\gamma = \gamma(n)$ is a constant depending only on n .

Proof. We slightly modify the proof of Theorem 1.8. We divide each cube $Q \in \mathcal{W}(\Omega)$ into 4^n equal cubes with the diameter $\frac{1}{4} \text{diam } Q$. We obtain a new family of Whitney's cubes which we denote by $\widetilde{\mathcal{W}}(\Omega)$.

The family $\widetilde{\mathcal{W}}(\Omega)$ is a collection of non-overlapping cubes which provides a Whitney-type covering of Ω . This family satisfies property (i) of Lemma 2.12. Inequality (2.29) in this lemma replaces with the inequality

$$4 \operatorname{diam} Q \leq \operatorname{dist}(Q, \partial\Omega) \leq 20 \operatorname{diam} Q.$$

Then we repeat the proof of Theorem 1.8 with the family $\widetilde{\mathcal{W}}(\Omega)$ instead of $\mathcal{W}(\Omega)$.

This proof tells us that the set E from formulation of Theorem 5.2 can be presented in the form

$$E = \{\omega_Q \in \partial^*\Omega : Q \in \mathcal{Q}\}$$

where \mathcal{Q} is a subset of $\widetilde{\mathcal{W}}(\Omega)$ defined by

$$\mathcal{Q} = \cup \{\mathcal{L}_i : i = 1, \dots, m\} \quad \text{and} \quad m \leq 2^{n-1}.$$

See definitions (4.19) and (4.21).

Here each \mathcal{L}_i , $i = 1, \dots, m$, is a *three element* set of cubes from $\widetilde{\mathcal{W}}(\Omega)$ with the following property: *one of the cubes of this family has common points with two other cubes.*

Thus, our task is to show that for some absolute constant $\alpha \geq 1$, the triple

$$E_i = \{\omega_Q \in \partial^*\Omega : Q \in \mathcal{L}_i\} \quad \text{is } (\alpha, \Omega)\text{-visible} \quad (5.1)$$

for every $i = 1, \dots, m$.

We recall that, thanks to Definition 2.2,

$$\omega_Q = [(x_i^{[Q]})] \quad \text{where} \quad x_i^{[Q]} = a_Q + \frac{1}{i}(c_Q - a_Q), \quad i = 1, 2, \dots$$

See (2.5) and (2.4). Also, let us recall that, thanks to (2.6),

$$\ell(\omega_Q) = a_Q. \quad (5.2)$$

The proof of (5.1) relies on the following property of $\widetilde{\mathcal{W}}(\Omega)$ -cubes:

$$\widetilde{Q} = Q(c_Q, \operatorname{dist}(c_Q, \partial\Omega)) \supset Q' \quad \text{provided} \quad Q, Q' \in \widetilde{\mathcal{W}}(\Omega) \quad \text{and} \quad Q \cap Q' \neq \emptyset. \quad (5.3)$$

Now, let $\mathcal{L} = \{Q, Q', Q''\}$ be a three element subset of $\widetilde{\mathcal{W}}(\Omega)$ such that $Q \cap Q' \neq \emptyset$ and $Q \cap Q'' \neq \emptyset$. Then, thanks to (5.3),

$$\widetilde{Q}' = Q(c_{Q'}, \operatorname{dist}(c_{Q'}, \partial\Omega)) \supset Q \quad \text{and} \quad \widetilde{Q}'' = Q(c_{Q''}, \operatorname{dist}(c_{Q''}, \partial\Omega)) \supset Q. \quad (5.4)$$

Recall that, thanks to (2.3), $a_Q, a_{Q'}, a_{Q''} \in \partial\Omega$ and

$$a_Q \in Q(c_Q, \operatorname{dist}(c_Q, \partial\Omega)), \quad a_{Q'} \in Q(c_{Q'}, \operatorname{dist}(c_{Q'}, \partial\Omega)), \quad a_{Q''} \in Q(c_{Q''}, \operatorname{dist}(c_{Q''}, \partial\Omega)).$$

Therefore,

$$\operatorname{conv}(\{a_Q\} \cup Q) \setminus \{a_Q\} \subset \Omega, \quad \operatorname{conv}(\{a_{Q'}\} \cup Q') \setminus \{a_{Q'}\} \subset \Omega \quad \text{and} \quad \operatorname{conv}(\{a_{Q''}\} \cup Q'') \setminus \{a_{Q''}\} \subset \Omega.$$

From this and (5.4), we have

$$\operatorname{conv}(\{a_Q\} \cup Q) \setminus \{a_Q\} \subset \Omega, \quad \operatorname{conv}(\{a_{Q'}\} \cup Q) \setminus \{a_{Q'}\} \subset \Omega \quad \text{and} \quad \operatorname{conv}(\{a_{Q''}\} \cup Q) \setminus \{a_{Q''}\} \subset \Omega. \quad (5.5)$$

Also, let us note that

$$\text{diam } Q \approx \text{diam } Q' \approx \text{diam } Q''$$

with absolute constants in the equivalences, and $Q \cap Q' \neq \emptyset$, $Q \cap Q'' \neq \emptyset$. Therefore, there exists an absolute constant $\alpha_1 \geq 1$ such that $\alpha_1 Q \supset Q' \cup Q''$. Hence,

$$\alpha_1 Q \supset \{a_Q, a_{Q'}, a_{Q''}\}. \quad (5.6)$$

In general, the diameter of the cube Q can be significantly larger than the diameter of the set $\{a_Q, a_{Q'}, a_{Q''}\}$, i.e., $\text{diam } Q \gg \text{diam}\{a_Q, a_{Q'}, a_{Q''}\}$. See Definition 2.2 and (2.5). However, simple geometrical considerations show that, thanks to (5.5) and (5.6), there exists a cube $Y \subset \Omega$ with the following properties:

$$\text{conv}(\{a_Q\} \cup Y) \setminus \{a_Q\} \subset \Omega, \quad \text{conv}(\{a_{Q'}\} \cup Y) \setminus \{a_{Q'}\} \subset \Omega, \quad \text{conv}(\{a_{Q''}\} \cup Y) \setminus \{a_{Q''}\} \subset \Omega,$$

and

$$\{a_Q, a_{Q'}, a_{Q''}\} \subset \alpha_2 Y \quad \text{and} \quad \text{diam } Y \leq \alpha_2 \text{diam}\{a_Q, a_{Q'}, a_{Q''}\}.$$

Here $\alpha_2 \geq 1$ is an absolute constant.

Combining these properties of points $a_Q, a_{Q'}, a_{Q''}$ with (5.2), we conclude that, thanks to Definition 5.1, *the triple $\{\omega_Q, \omega_{Q'}, \omega_{Q''}\}$ is (α_2, Ω) -visible.*

The proof of Theorem 5.2 is complete. ■

References

- [1] N. Aronszajn, P. Szeptycki, Theory of Bessel potentials. IV, Ann. Inst. Fourier, 25 (1975) 27–69.
- [2] E. Bierstone, P. Milman, W. Pawluczki, Differentiable functions defined in closed sets. A problem of Whitney. Invent. Math. 151, No. 2, (2003) 329–352.
- [3] Yu. Brudnyi, P. Shvartsman, Generalizations of Whitney’s extension theorem. Internat. Math. Res. Notices (1994), no. 3, 129–139.
- [4] Yu. Brudnyi, P. Shvartsman, The Whitney Problem of Existence of a Linear Extension Operator. J. Geom. Anal. 7 (1997), no. 4, 515–574.
- [5] Yu. Brudnyi, P. Shvartsman, Whitney Extension Problem for Multivariate $C^{1,\omega}$ -functions. Trans. Amer. Math. Soc. 353 (2001), no. 6, 2487–2512.
- [6] C. Fefferman, A sharp form of Whitney’s extension theorem. Ann. of Math. (2) 161 (2005), no. 1, 509–577.
- [7] C. Fefferman, A Generalized Sharp Whitney Theorem for Jets. Rev. Mat. Iberoamericana 21, no.2, (2005) 577–688.
- [8] C. Fefferman, Whitney extension problem for C^m . Ann. of Math. (2) 164 (2006), no. 1, 313–359.
- [9] C. Fefferman, C^m extension by linear operators. Ann. of Math. (2) 166 (2007), no. 3, 779–835.
- [10] C. Fefferman, Whitney extension problems and interpolation of data. Bull. Amer. Math. Soc. 46 (2009), no. 2, 207–220.

- [11] C. Fefferman, Fitting a C^m -smooth function to data III. *Ann. of Math. (2)* 170 (2009), no. 1, 427–441.
- [12] C. Fefferman, B. Klartag, Fitting a C^m -smooth function to data. I. *Ann. of Math. (2)* 169 (2009), no. 1, 315–346.
- [13] C. Fefferman, A. Israel, Fitting Smooth Functions to Data. *CBMS Regional Conference Series in Mathematics*, 135. American Mathematical Society, Providence, RI, 2020.
- [14] C. Fefferman, A. Israel, G. K. Luli, Finiteness principles for smooth selection. *Geom. Funct. Anal.* 26 (2016), no. 2, 422–477.
- [15] C. Fefferman, A. Israel, G. K. Luli, Interpolation of data by smooth non-negative functions. *Rev. Mat. Iberoam.* 33 (2017), no. 1, 305–324.
- [16] C. Fefferman, F. Jiang, G. K. Luli, C^2 interpolation with range restriction. *Rev. Mat. Iberoam.* 39 (2023), no. 2, 649–710.
- [17] C. Fefferman, P. Shvartsman, Sharp finiteness principles for Lipschitz selections. *Geom. Funct. Anal.* 28 (2018), no. 6, 1641–1705.
- [18] E. Gagliardo, Caratterizzazioni delle tracce sulla frontiera relative ad alcune classi di funzioni in n variabili. *Rend. Sem. Mat. Univ. Padova* 27 (1957) 284–305. (Italian)
- [19] G. Glaeser, Étude de quelques algèbres Tayloriennes. *J. d'Analyse Math.* 6 (1958) 1–125.
- [20] V. Gol'dshtein, A. Ukhlov, Traces of functions of L_2^1 Dirichlet spaces on the Carathéodory boundary. *Studia Math.* 235 (2016), no. 3, 209–224.
- [21] P. Grisvard, Elliptic problems in non-smooth domains. *Monographs and Studies in Mathematics*, 24. Pitman, Boston, 1985.
- [22] M. de Guzmán, Differentiation of integrals in \mathbf{R}^n . *Lect. Notes in Math.* 481, Springer-Verlag, 1975.
- [23] F. Jiang, G. K. Luli, Nonnegative $C^2(\mathbf{R}^2)$ interpolation. *Adv. Math.* 375 (2020), 107364, 63 pp.
- [24] F. Jiang, G. K. Luli, K. O'Neill, Smooth selection for infinite sets. *Adv. Math.* 407 (2022), 108566, 62 pp.
- [25] F. Jiang, G. K. Luli, K. O'Neill, On the shape fields finiteness principle. *Int. Math. Res. Not. IMRN* 2022, no. 23, 18895–18918.
- [26] A. Jonsson, H. Wallin, *Function Spaces on Subsets of \mathbf{R}^n* . Harwood Acad. Publ., London, 1984, *Mathematical Reports, Volume 2, Part 1*.
- [27] J-L. Lions, E. Magenes, *Non-homogeneous boundary value problems and applications*. Berlin, New York, Springer-Verlag, 1972.
- [28] V. Maz'ya, *Sobolev spaces with applications to elliptic partial differential equations*. Springer, Heidelberg, 2011.
- [29] V. Maz'ya, S. Poborchi, *Differentiable Functions on Bad Domains*. World Scientific, River Edge, NJ, 1997.

- [30] V. Maz'ya, S. Poborchi, Yu. Netrusov, Boundary values of functions from Sobolev spaces in some non-Lipschitzian domains. (Russian) *Algebra i Analiz* 11 (1999), no. 1, 141–170; Eng. transl. in *St. Petersburg Math. J.* 11 (2000), no. 1, 107–128.
- [31] P. A. Shvartsman, Traces of functions of Zygmund class. (Russian) *Sibirsk. Mat. Zh.* 28 (1987), no. 5, 203–215; English transl. in: *Sib. Math. J.* 28 (1987), 853–863.
- [32] P. Shvartsman, On Lipschitz selections of affine-set valued mappings. *Geom. Funct. Anal.* 11 (2001), no. 4, 840–868.
- [33] P. Shvartsman, Lipschitz selections of set-valued mappings and Helly's theorem. *J. Geom. Anal.* 12 (2002), no. 2, 289–324.
- [34] P. Shvartsman, Barycentric selectors and a Steiner-type point of a convex body in a Banach space. *J. Funct. Anal.* 210 (2004), no. 1, 1–42.
- [35] P. Shvartsman, The Whitney extension problem and Lipschitz selections of set-valued mappings in jet-spaces. *Trans. Amer. Math. Soc.* 360 (2008), no. 10, 5529–5550.
- [36] P. Shvartsman, On the boundary values of Sobolev W_p^1 -functions. *Adv. Math.* 225 (2010), no. 4, 2162–2221.
- [37] P. Shvartsman, Whitney-type extension theorems for jets generated by Sobolev functions. *Adv. Math.* 313 (2017) 379–469.
- [38] E. M. Stein, *Singular integrals and differentiability properties of functions*. Princeton Univ. Press, Princeton, New Jersey, 1970.
- [39] M. Yu. Vasil'chik, The boundary behavior of functions of Sobolev spaces defined on a planar domain with a peak vertex on the boundary [Translation of *Mat. Tr.* 6 (2003), no. 1, 3–27], *Siberian Adv. Math.* 14 (2004), no. 2, 92–115.
- [40] S. K. Vodop'yanov, Intrinsic geometries and boundary values of differentiable functions. I., (Russian) *Sibirsk. Mat. Zh.* 30 (1989), no. 2, 29–42; Eng. transl. in *Sib. Math. J.* 30 (1989), no. 2, 191–202.
- [41] H. Whitney, Analytic extension of differentiable functions defined in closed sets, *Trans. Amer. Math. Soc.* 36 (1934), no. 1, 63–89.
- [42] H. Whitney, Differentiable functions defined in closed sets. I., *Trans. Amer. Math. Soc.* 36 (1934), no. 2, 369–387.
- [43] H. Whitney, Functions differentiable on the boundaries of regions. *Ann. of Math.* (2) 35 (1934), no. 3, 482–485.