

Digital Twin Aided RIS Communication: Robust Beamforming and Interference Management

Sadjad Alikhani and Ahmed Alkhateeb
 Wireless Intelligence Lab, Arizona State University, USA
 Emails: {alikhani, alkhateeb}@asu.edu

Abstract—Reconfigurable intelligent surfaces (RISs) are envisioned to play a key role in future wireless communication networks. However, channel estimation in RIS-aided wireless networks is challenging due to their passive nature and the large number of reflective elements, leading to high channel estimation overhead. Additionally, conventional methods like beam sweeping, which do not rely on explicit channel state information, often struggle in managing interference in multi-user networks. In this paper, we propose a novel approach that leverages *digital twins* (DTs) of the physical environments to approximate channels using electromagnetic 3D models and ray tracing, thus relaxing the need for channel estimation and extensive over-the-air computations in RIS-aided wireless networks. To address the digital twins channel approximation errors, we further refine this approach with a DT-specific robust transmission design that reliably meets minimum desired rates. The results show that our method secures these rates over 90% of the time, significantly outperforming beam sweeping, which achieves these rates less than 8% of the time due to its poor management of transmitting power and interference.

Index Terms—Channel approximation, digital twins, reconfigurable intelligent surface, robust transmission

I. INTRODUCTION

Reconfigurable intelligent surfaces (RISs) are envisioned as integral components of beyond-5G wireless systems thanks to their ability to dynamically control the electromagnetic waves. These programmable metasurfaces offer precise control over signal propagation. However, channel estimation in RIS-aided networks poses a significant challenge due to the passive nature of RIS elements, which lack RF chains. This makes direct estimation of channels between the base station (BS) and RIS or RIS and users difficult. Instead, cascaded channel estimation is employed, a process that grows more complex with the increase in the number of RIS elements [1]. Overcoming these channel estimation difficulties is crucial for harnessing RIS's potential to enhance spectral and energy efficiencies and expand network coverage.

Prior Work: The RIS channel estimation approaches in the literature mostly result in high pilot training overhead, insufficient adaptability to millimeter-wave (mmWave) networks, high power leakage, significant estimation errors, or relying on impractical assumptions [1]–[5]. To address these challenges, considerable research has shifted focus to beam sweeping, which aims to find the predefined beams that yield the highest performance through multiple interactions with users, without relying on explicit channel state information (CSI) [6]–[9]. However, most of this research is confined to

single-user networks. In multi-user RIS-aided networks, beam sweeping often results in extensive over-the-air computations and interactions with users and needs very large codebooks for interference management. Additionally, relying solely on user positions knowledge is ineffective as it ignores fading and multipath effects, where obstructions can severely impact the quality of service.

Contribution: In this paper, we explore a novel direction where digital twins of the physical environments are utilized to address channel estimation challenges in RIS-aided networks. These twins are pivotal in simulating and optimizing complex systems and particularly effective at accurately approximating wireless channels. By creating virtual replicas of real-world wireless environments, digital twins enable the exploration of channel characteristics, system optimization, and the development of advanced signal processing techniques [10]. More specifically, in this work, to tackle the challenge of estimating channels in RIS-aided wireless networks, and inspired by recent advancements in real-time digital twins [10], we introduce a novel digital twin aided framework, with the following key contributions:

- We develop a novel digital twin-based beamforming and phase-shift design in RIS-aided wireless networks that approximates channels using electromagnetic (EM) 3D models and ray-tracing, rather than relying on explicit CSI.
- We enhance the proposed DT-based approach with a robust transmission design that reliably meets minimum desired rates, even in scenarios where the DT channels may include approximation errors.
- Additionally, we incorporate three novel considerations into our robust transmission design, establishing a foundation for more practical designs.

II. SYSTEM AND SIGNAL MODEL

We consider an RIS-aided wireless communication setup as shown in Fig. 1. The BS is equipped with N_t antennas, the RIS comprising M elements, and $K = 2$ users each equipped with N_r antennas. One of the two users has no direct path to the BS and can only be served by the RIS, while the other user is exclusively served by the BS without any assistance from the RIS. For each user $k \in [K]$, define $\mathbf{H}_k \in \mathbb{C}^{N_r \times N_t}$ as the downlink channel from the BS to user k , $\mathbf{G}_k \in \mathbb{C}^{N_r \times M}$ as the channel from the RIS to user k , and $\mathbf{H}_{BR} \in \mathbb{C}^{M \times N_t}$

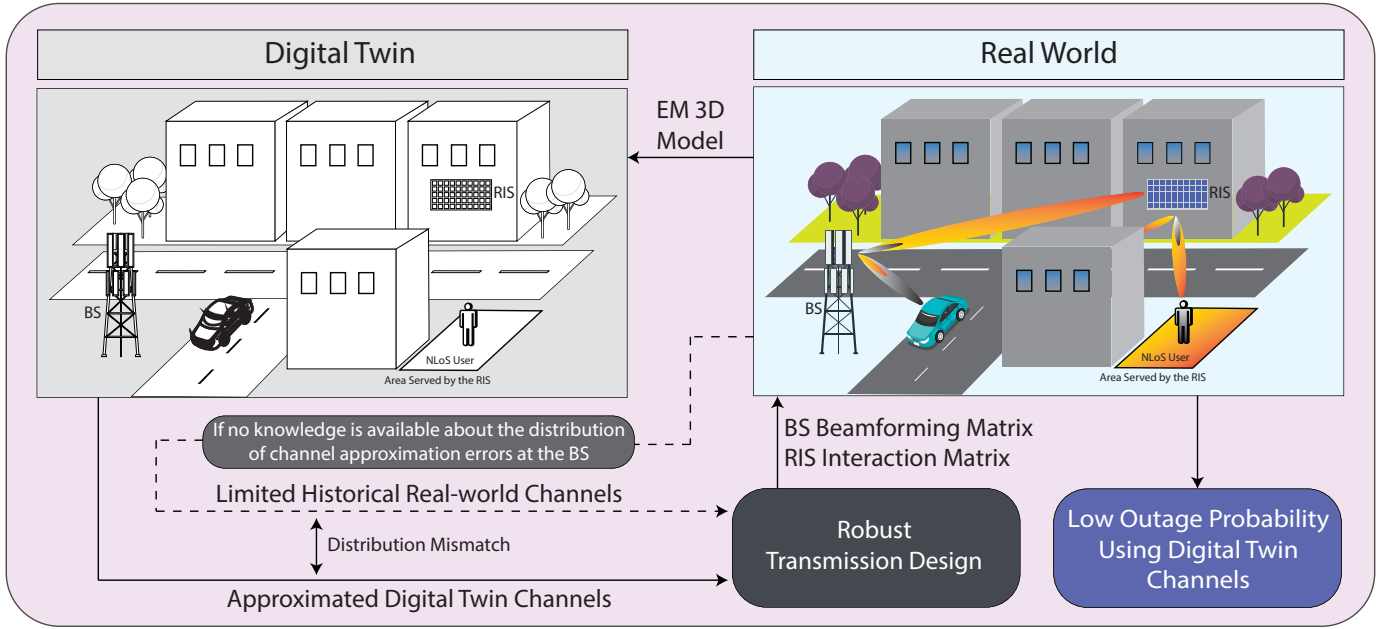


Figure 1: This figure illustrates our system model, depicting a scenario where the line-of-sight user is exclusively served by the base station, while the non-line-of-sight user is served solely by a reconfigurable intelligent surface. Since channel estimation approaches in RIS-aided wireless networks are typically infeasible for real-time applications, we use digital twins of the physical environments to approximate the channels. Additionally, we develop a robust transmission design that accounts for digital twin channel approximation errors and reliably meets the network requirements.

as the channel from the BS to the RIS. Then, in the downlink, the received signal at user k is given by

$$\mathbf{y}_k = (\mathbf{H}_k + \mathbf{G}_k \Theta \mathbf{H}_{BR}) \sum_{k=1}^K \mathbf{f}_k x_k + \mathbf{n}_k, \quad (1a)$$

where $\Theta = \text{diag}(\theta) \in \mathbb{C}^{M \times M}$ is the diagonal matrix containing the RIS phase shifts on its diagonal. The beamforming vector for user k at the BS is $\mathbf{f}_k \in \mathbb{C}^{N_t}$, and x_k is the signal transmitted to user k , with the expected power $\mathbb{E}[|x_k|^2] = 1$. The noise \mathbf{n}_k at user k is complex additive white Gaussian noise with zero mean and variance σ_k^2 , i.e., $\mathbf{n}_k \sim \mathcal{CN}(0, \sigma_k^2 \mathbf{I})$.

III. PROBLEM FORMULATION

The considered RIS-aided communication scenario has two important aspects: It has multiple users and, generally, each user could be served by both the BS and the RIS. Our objective in this paper is to optimize the RIS reflection matrix Θ and BS beamforming to ensure that each user at least achieves the minimum spectral efficiency (SE). Given the system model in section II, the SE for each user k can be written as

$$\text{SE}_k = \log \left(1 + \frac{\|(\mathbf{H}_k + \mathbf{G}_k \Theta \mathbf{H}_{BR}) \mathbf{f}_k\|_2^2}{\sum_{u \neq k} \|(\mathbf{H}_k + \mathbf{G}_k \Theta \mathbf{H}_{BR}) \mathbf{f}_u\|_2^2 + \sigma_k^2} \right). \quad (2a)$$

Different from the max-min fairness problem that aims to equalize the distribution of resources as much as possible by maximizing the minimum rate among all users [11], our focus here is on meeting predefined SEs for each user with minimum

total transmitting power at the BS [12]–[14]. As a result, we formulate an optimization problem as follows

$$\min_{\mathbf{F}, \Theta} \|\mathbf{F}\|_F^2 \quad (3a)$$

$$\text{s.t.} \quad \text{SE}_k \geq \gamma_k, \quad k \in [K] \quad (3b)$$

$$|\theta_m| = 1, \quad m \in [M], \quad (3c)$$

where $\mathbf{F} = [\mathbf{f}_1, \mathbf{f}_2, \dots, \mathbf{f}_K]$ and γ_k is the minimum SE target for user k . This optimization problem, however, is non-convex because (i) the optimization variables, which are beamforming vectors and phase shifts, are coupled, (ii) the constraint (3b) involves a logarithmic ratio which is non-convex, and (iii) the unit-modulus constraint (3c) on phase shifts is a non-convex constraint. What makes this problem challenging is solving it in real-world scenarios. To relax this problem, we will assume that one user is only served by the BS and the other user, which has no direct path to the BS, is solely served by the RIS. With that, problem (3) can be simplified as

$$\min_{\mathbf{f}_1, \mathbf{f}_2, \Theta, \varepsilon_1, \varepsilon_2} \|\mathbf{f}_1\|_2^2 + \|\mathbf{f}_2\|_2^2 \quad (4a)$$

$$\text{s.t.} \quad \|\mathbf{G}_2 \Theta \mathbf{H}_{BR} \mathbf{f}_1\|_2^2 + \sigma_2^2 \leq \varepsilon_2, \quad (4b)$$

$$\|\mathbf{G}_2 \Theta \mathbf{H}_{BR} \mathbf{f}_2\|_2^2 \geq \varepsilon_2 (2^{\gamma_2} - 1), \quad (4c)$$

$$\|(\mathbf{H}_1 + \mathbf{G}_1 \Theta \mathbf{H}_{BR}) \mathbf{f}_2\|_2^2 + \sigma_1^2 \leq \varepsilon_1, \quad (4d)$$

$$\|\mathbf{H}_1 \mathbf{f}_1\|_2^2 \geq \varepsilon_1 (2^{\gamma_1} - 1), \quad (4e)$$

$$|\theta_m| = 1, \quad m \in [M]. \quad (4f)$$

This revised problem remains non-convex but is less complex to solve. Solving (4) in real systems, however, still has a **significant challenge as it assumes the availability of global channel knowledge at both the BS and the RIS**. Further, the

lack of RF chains in passive RISs makes it almost impossible to estimate its channels, without relying on cascaded channel estimation approaches that require massive training overhead. We will next introduce our proposed DT-based solution to address this challenge.

IV. PROPOSED DIGITAL TWIN BASED SOLUTION

To meet each user's spectral efficiency requirements and minimize transmitting power at the BS, it is essential to solve the optimization problem (4). However, accurately meeting these quality of service (QoS) constraints is difficult without the knowledge of cascaded channels in RIS-aided communications. Additionally, traditional methods like beam sweeping that do not rely on explicit CSI are often ineffective in multi-user scenarios. We address these challenges using digital twins to approximate these channels and effectively solve (4). We will discuss the underlying concepts and our adopted digital twin model in the subsequent subsections.

A. Key Idea

We propose a framework where the BS uses digital twins of the physical environment to enhance network performance, outlined with two main components [10]: (i) EM 3D Model Extractor: Generates a detailed 3D model capturing the electromagnetic properties necessary for precise simulations. (ii) Ray-Tracing Unit: Simulates radio wave propagation using the EM 3D model, providing a realistic representation of wireless channels. These tools enable the approximation of wireless channel conditions without resource-intensive channel estimation and enhance the ability of BS to efficiently manage power and ensure robust connections by solving (4).

B. Adopted Digital Twin Model

In the adopted digital twin model, the real-world communication channel is influenced by key factors [15]: (i) Environmental Factors: Include the positions, movements, shapes, and materials of base stations, user equipment, and other elements like reflectors and scatterers, collectively noted as \mathcal{E} . (ii) Wireless Signal Propagation Law: Represented by $g(\cdot)$, this dictates signal propagation through the environment, affected by the environmental factors. The channel is modeled without direct estimation by $\mathbf{H} = g(\mathcal{E})$. Digital twins enhance this with EM 3D models ($\tilde{\mathcal{E}}$) and ray tracing ($\tilde{g}(\cdot)$), approximating the channel as $\tilde{\mathbf{H}} = \tilde{g}(\tilde{\mathcal{E}})$. This simulation method provides detailed insights into channel behaviors, aiding in efficient network management and optimization.

V. BEAMFORMING AND RIS INTERACTION OPTIMIZATION WITH PERFECT DIGITAL TWIN CHANNELS

With digital twins providing approximations of all necessary channels, we are set to tackle the optimization problem (4) based on our simplified yet practical system model. While digital twins offer a simplified channel approximation, potential inaccuracies underscore the need for careful consideration during the network optimization process. Initially, we will solve this problem assuming perfect digital twin channels for a best-case scenario, and later develop a robust transmission design to

accommodate possible errors in digital twin channel approximations, aiming to consistently meet minimum desired rates. In scenarios with perfect digital twin channels, beamforming and RIS interactions are designed by solving (4). This problem is inherently non-convex due to (i) coupled beamformers and phase-shift matrix, (ii) quadratic convex functions greater than constants in constraints, and (iii) unit-modulus phase-shifts constraint. To make this problem convex, we utilize alternating optimization (AO), affine transformation, and semi-definite relaxation (SDR) approaches. The affine transformation allows the general term in (4b-4e) to be recast as

$$\|(\mathbf{D} + \mathbf{G}\Theta\mathbf{H})\mathbf{f}\|_2^2 = \sum_{r=1}^R \text{tr}(\mathbf{\Gamma}_{1,r}\mathbf{F}) = \sum_{r=1}^R \text{tr}(\mathbf{\Gamma}_{2,r}\mathbf{E}), \quad (5)$$

where $\mathbf{\Gamma}_{1,r} = \mathbf{\Upsilon}_r^H \mathbf{E} \mathbf{\Upsilon}_r$, $\mathbf{\Gamma}_{2,r} = \mathbf{\Upsilon}_r \mathbf{F} \mathbf{\Upsilon}_r^H$, $\mathbf{\Upsilon}_r = \begin{bmatrix} \mathbf{D}_r \\ \mathbf{F}_r \end{bmatrix}$, $\mathbf{E} = \theta' \mathbf{H} \theta$, $\theta' = [1 \ \theta]$, $\mathbf{F} = \mathbf{f}\mathbf{f}^H$, $\mathbf{F}_r = \text{diag}(\mathbf{G}_r)\mathbf{H}$, and \mathbf{G}_r and \mathbf{D}_r are the r -th row of \mathbf{G} and \mathbf{D} with R rows, respectively. By applying (5) to constraints (4b-4e), we establish convex constraints. Despite the non-convex rank-one constraints introduced by the affine transformation, they are manageable via the SDR method combined with Gaussian randomization. Employing SDR, the constraint (4f) is relaxed to allow feasible set mapping with each AO iteration. These adaptations convert (4) into a convex problem solvable by the CVX tool [16].

VI. DIGITAL TWIN-BASED ROBUST TRANSMISSION DESIGN

Given the potential for errors in digital twin approximations, it is essential to ensure our solutions meet the minimum desired rates for all users. These errors can arise from inaccuracies in 3D models, ray-tracing, and user localization. Although the channel between the BS and the RIS is typically precise, the channels from the BS to the first user (\mathbf{H}_1), from the RIS to the first user (\mathbf{G}_1), and from the RIS to the second user (\mathbf{G}_2) are particularly prone to errors. To address these discrepancies, we introduce a channel error model for the r -th antenna of users as follows

$$\begin{aligned} \mathbf{\Upsilon} &= \tilde{\mathbf{\Upsilon}} + \Delta\mathbf{\Upsilon} \\ &= \begin{bmatrix} \tilde{\mathbf{D}} \\ \text{diag}(\tilde{\mathbf{G}})\mathbf{H} \end{bmatrix} + \begin{bmatrix} \Delta\mathbf{D} \\ \text{diag}(\Delta\mathbf{G})\mathbf{H} \end{bmatrix}, \quad (6a) \end{aligned}$$

where $\tilde{\mathbf{B}}$ and $\Delta\mathbf{B}$ denote the digital twin approximation of \mathbf{B} and its error, respectively. This model defines an accurate channel as the sum of its approximation and the error. This strategy enables robust transmission solutions that consistently satisfy the QoS requirements for all users. We will next outline our robust transmission design and proceed with solving the associated optimization problem.

A. Errors Specific to Digital Twins

To tackle errors in practical digital twins, we propose three strategies for robust transmissions: (i) DT-Specific Error Models: We create error models tailored for channels approximated

by digital twins, distinct from traditional estimation models.

(ii) Flexible Design: Our approach accommodates any type of channel error covariance matrix, enhancing adaptability.

(iii) Error Learning: We devise a method to learn channel approximation error characteristics without prior knowledge, moving beyond conventional assumptions. These strategies address key inaccuracies from ray-tracing and EM 3D models, focusing on differences between DT channels and real-world channels by analyzing their strongest paths. We will delve into these approaches further.

Characteristics of DT Channel Approximation Errors:

Our numerical results show that the approximation errors from digital twins, which do not fully capture all environmental reflections and scatterings, generally adhere to a distribution very close to a complex Gaussian distribution.

Distribution of DT Channel Approximation Errors:

Contrary to common assumptions in the literature that assume identically distributed channel error columns, typically modeled as $\text{vec}(\Delta\mathbf{Y}) \sim \mathcal{CN}(\mathbf{0}, \varepsilon\mathbf{I})$ [12]–[14], our results suggest a more complex structure. We introduce a more general model for robust transmission design to handle diverse channel error covariance matrices, represented by

$$\text{vec}(\Delta\mathbf{Y}) \sim \mathcal{CN}(\mathbf{0}, \Sigma), \quad (7)$$

with the covariance matrix Σ structured as

$$\Sigma = \begin{bmatrix} \Sigma_D & \Sigma_{D,F} \\ \Sigma_{F,D} & \Sigma_F \end{bmatrix}. \quad (8)$$

Here, despite inaccuracies due to ray-tracing/EM 3D model limitations, the strongest paths captured by the DT channels essentially reflect the core attributes of the actual channels. Subsequent weaker paths in the real-world channels make minor adjustments that typically corroborate the approximations made by the strongest paths in digital twins. Given this alignment, and to simplify our calculations, we treat the mean of these approximation errors as zero.

DT-based Channel Error Learning: Prior work on robust transmission design often assumes that the BS knows the error covariance matrix, typically $\Sigma = \varepsilon\mathbf{I}$, but does not specify how this knowledge is acquired. We introduce a DT-based method that empirically determines these parameters. In this method, during the initial coherence blocks in a specific zone, where channel errors are similar, the digital twin utilizes precise historical real-world channel data from conventional methods. This allows the digital twin to empirically establish the mean and covariance of channel errors. Over time, this approach reduces the need for expensive estimated channels, enabling the BS to develop robust transmissions more efficiently and practically. The sample covariance matrix at the n -th channel coherence block is calculated as follows

$$\begin{aligned} \Sigma^{(n)} &= \left(1 - \frac{1}{n}\right) \Sigma^{(n-1)} \\ &+ \frac{1}{n} \text{vec}(\Delta\mathbf{Y}^{(n),H}) \text{vec}^H(\Delta\mathbf{Y}^{(n),H}). \end{aligned} \quad (9)$$

B. Robust Transmission Design

Our robust transmission approach focuses on optimizing the probability of constraint satisfaction in (4). By defining ρ as the outage probability, we reformulate this consideration as follows

$$\Pr\{\text{Constraint Satisfaction}\} \geq 1 - \rho. \quad (10)$$

This formulation allows us to convert probabilistic constraints into deterministic ones through the application of the following lemma [12].

Lemma 1: (Bernstein-Type Inequality) Let $f(\mathbf{x}) = \mathbf{x}^H\mathbf{U}\mathbf{x} + 2\text{Re}\{\mathbf{u}^H\mathbf{x}\} + u$, where $\mathbf{U} \in \mathbb{H}^{n \times n}$, $\mathbf{u} \in \mathbb{C}^{n \times 1}$, $u \in \mathbb{R}$, and $\mathbf{x} \in \mathbb{C}^{n \times 1} \sim \mathcal{CN}(\mathbf{0}, \mathbf{I})$. Then for any $\rho \in [0, 1]$, the following approximation is valid:

$$\Pr\{\mathbf{x}^H\mathbf{U}\mathbf{x} + 2\text{Re}\{\mathbf{u}^H\mathbf{x}\} + u \geq 0\} \geq 1 - \rho \quad (11a)$$

$$\Rightarrow \text{tr}\{\mathbf{U}\} - \sqrt{2\ln(1/\rho)x} + \ln(\rho) \lambda_{\max}^+(-\mathbf{U}) + u \geq 0 \quad (11b)$$

$$\Rightarrow \begin{cases} \text{tr}\{\mathbf{U}\} - \sqrt{2\ln(1/\rho)x} + \ln(\rho)y + u \geq 0 \\ \sqrt{\|\mathbf{U}\|_F^2 + 2\|\mathbf{u}\|^2} \leq x \\ y\mathbf{I} + \mathbf{U} \succeq \mathbf{0}, y \geq 0, \end{cases} \quad (11c)$$

where $\lambda_{\max}^+(-\mathbf{U}) = \max(\lambda_{\max}(-\mathbf{U}), 0)$. Here, \mathbf{x} and \mathbf{y} are used as slack variables.

To align the form of constraints (4b-4e) with the setup required by Lemma 1, we incorporate the error model (6) for a suitable reformulation. We can proceed to modify the general term $\|(\mathbf{D} + \mathbf{G}\Theta\mathbf{H})\mathbf{f}\|_2^2$ in (5) as follows

$$\begin{aligned} \|(\mathbf{D} + \mathbf{G}\Theta\mathbf{H})\mathbf{f}\|_2^2 &= \sum_{r=1}^R \|(\mathbf{D}_r + \mathbf{G}_r\Theta\mathbf{H})\mathbf{f}\|_2^2 \\ &= \sum_{r=1}^R \|\theta' \Upsilon_r \mathbf{f}\|_2^2 = \sum_{r=1}^R \|\theta' (\tilde{\Upsilon}_r + \Delta\Upsilon_r)\mathbf{f}\|_2^2. \end{aligned} \quad (12)$$

Each term in (12) can primarily be managed by applying the mathematical transformations $\text{tr}(\mathbf{X}_1\mathbf{X}_2) = \text{tr}(\mathbf{X}_2\mathbf{X}_1)$, $\text{tr}(\mathbf{X}_1^H\mathbf{X}_2) = \text{vec}^H(\mathbf{X}_1) \text{vec}(\mathbf{X}_2)$, and $\text{tr}(\mathbf{X}_1\mathbf{X}_2\mathbf{X}_3\mathbf{X}_4^H) = \text{vec}^H(\mathbf{X}_4)(\mathbf{X}_3^T \otimes \mathbf{X}_1) \text{vec}(\mathbf{X}_2)$ as follows

$$\begin{aligned} &\|\theta' (\tilde{\Upsilon} + \Delta\Upsilon)\mathbf{f}\|_2^2 \\ &= \text{tr}(\mathbf{E}\Delta\Upsilon_n \mathbf{F}\Delta\Upsilon^H) + 2\text{Re}\left\{\text{tr}(\mathbf{E}\Delta\Upsilon\mathbf{F}\tilde{\Upsilon}^H)\right\} \\ &\quad + \text{tr}(\mathbf{E}\tilde{\Upsilon}\mathbf{F}\tilde{\Upsilon}^H) \\ &= \text{vec}^H(\Delta\Upsilon^H)(\mathbf{E}^T \otimes \mathbf{F}) \text{vec}(\Delta\Upsilon^H) \\ &\quad + 2\text{Re}\left\{\text{vec}^H(\mathbf{F}\tilde{\Upsilon}^H\mathbf{E}) \text{vec}(\Delta\Upsilon^H)\right\} \\ &\quad + \text{tr}(\mathbf{E}\tilde{\Upsilon}\mathbf{F}\tilde{\Upsilon}^H). \end{aligned} \quad (13)$$

Based on Lemma (1), we need to have $\text{vec}(\Delta\Upsilon^H) \sim \mathcal{CN}(\mathbf{0}, \mathbf{I})$. This requirement explains why much of the existing literature assumes $\text{vec}(\Delta\Upsilon^H) = \varepsilon\mathbf{i}$, where $\mathbf{i} \sim \mathcal{CN}(\mathbf{0}, \mathbf{I})$. To adapt this assumption to our more general approach, we can rewrite $\text{vec}(\Delta\Upsilon^H) = \mathbf{T}^{-1}\mathbf{T}\text{vec}(\Delta\Upsilon^H)$, where $\mathbf{T}\text{vec}(\Delta\Upsilon) \sim \mathcal{CN}(\mathbf{0}, \mathbf{I})$ can be achieved by the Maha-

lanobis/ZCA, Cholesky, or PCA whitening transformations [17]. For the transformation matrix \mathbf{T} , we use $\mathbf{T} = \mathbf{\Sigma}^{-1/2}$, which follows the first transformation. Therefore, in accordance with Lemma (1), we establish

$$\mathbf{x} = \mathbf{T}\text{vec}(\Delta\mathbf{\Upsilon}^H), \quad (14a)$$

$$\mathbf{U} = \mathbf{T}^{-H}(\mathbf{E}^T \otimes \mathbf{F})\mathbf{T}^{-1}, \quad (14b)$$

$$\mathbf{u} = \mathbf{T}^{-1}\text{vec}(\mathbf{F}\mathbf{\Upsilon}_n^H\mathbf{E}), \quad (14c)$$

$$u = \text{tr}(\mathbf{E}\mathbf{\Upsilon}\mathbf{F}\mathbf{\Upsilon}^H). \quad (14d)$$

By applying (11c) to all uncertain constraints in (4) and utilizing the parameters from (14), the robust transmission problem can be effectively addressed using the AO, SDR, and Gaussian randomization techniques through the CVX framework. Our robust transmission approach is detailed in Algorithm 1.

Algorithm 1 Empirical DT-based Robust Transmission Design

- 1: **initialization:** Initialize $\mathbf{\Sigma}^{(0)}$, and set DT channel ($\tilde{\mathbf{Y}}$) coherence block $n = 1$,
 - 2: **repeat**
 - 3: **if** performance based on $\mathbf{\Sigma}^{(n-1)}$ not converged **then**
 - 4: Obtain the real-world channel ($\mathbf{\Upsilon}$),
 - 5: Compute $\mathbf{\Sigma}^{(n)}$ using $\tilde{\mathbf{Y}}$ and $\mathbf{\Upsilon}$ based on (9),
 - 6: **else**
 - 7: $\mathbf{\Sigma}^{(n)} \leftarrow \mathbf{\Sigma}^{(n-1)}$,
 - 8: **end if**
 - 9: Apply (14) to the constraints containing channel approximation errors in the optimization problem (4) by following the formulation in (13),
 - 10: Initialize $\mathbf{E}^{(0)}$, and set $t = 1$,
 - 11: **while** the optimization problem not converged **do**
 - 12: Optimize (4) with respect to $\mathbf{F}_k^{(t)}$, $\forall k \in [K]$, with given $\mathbf{E}^{(t-1)}$,
 - 13: Apply Gaussian randomization,
 - 14: Optimize (4) with respect to $\mathbf{E}^{(t)}$, with given $\mathbf{F}_k^{(t)}$,
 - 15: Apply Gaussian randomization,
 - 16: $t \leftarrow t + 1$,
 - 17: **end while**
 - 18: **output:** Empirical robust transmission design for channel coherence block n ,
 - 19: $n \leftarrow n + 1$,
 - 20: **until** the zone of a user is changed.
-

VII. SIMULATION

In this section, we assess the performance of our proposed digital twin-aided framework using the O1 scenario from the DeepMIMO dataset [18], as shown in Fig. 2, and compare it with the beam sweeping approach as the baseline.

A. Simulation Setup

For this evaluation, we designate "BS 15" to function as the base station and "BS 7" to act as the RIS. Both are positioned at a height of 6m and are equipped with 16 antennas each.

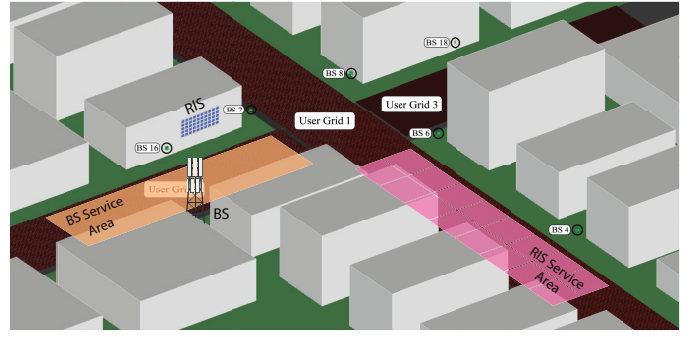


Figure 2: This figure depicts the geometric arrangement of the simulation scenario, based on the O1 scenario from the DeepMIMO dataset. In this setup, "BS 15" functions as the BS, while "BS 7" serves as the RIS. The highlighted orange and pink regions represent the service area of the BS and RIS, respectively.

The orange grid represents the service area of the BS, while the pink grid indicates the service area of the RIS, which is in a NLoS position relative to the BS, aligning with our system model considerations. The user nodes within these grids are spaced 20cm apart, with each node equipped with a single antenna.

B. Codebook Generation for Beam Sweeping

We develop two distinct codebooks tailored for BS beamforming and RIS reflection, each containing 16 entries. This results in a combination of 256 beam pairs. Given that the BS employs a uniform linear array (ULA), its codebook focuses on angular beamforming. In contrast, the RIS's codebook emphasizes spatial beamforming adjustments. Below, we detail the methodology for generating these codebooks.

BS Codebook: For the BS codebook generation, we chose 16 angular directions aimed towards the orange grid and computed the optimal beamforming vectors for each direction. One of these directions must align with the RIS to ensure it can effectively serve the user located within the pink grid. This approach does not account for potential interference since it does not incorporate any specific knowledge of the channel characteristics.

RIS Codebook: The pink grid was divided into 16 segments for the RIS codebook design, with each segment's optimal RIS phase-shifts being determined based on the angle-of-arrival (AoA) at the user positioned at the center of each segment. The design strategy employed here was conjugate phase beamforming, which optimizes the phase-shifts to maximize signal strength at the user positions.

C. Imperfect Channel Generation

Due to the susceptibility of digital twins to approximation errors from inaccuracies in EM 3D models and ray-tracing parameters, for each user position in the DeepMIMO dataset, we generate channels with 2 and 10 strongest paths. We use the channels with 2 paths as the imperfect DT channels and the channels with 10 paths as the perfect real-world channels, and consider the difference between them as the DT channel approximation error. To simplify the robust design process,

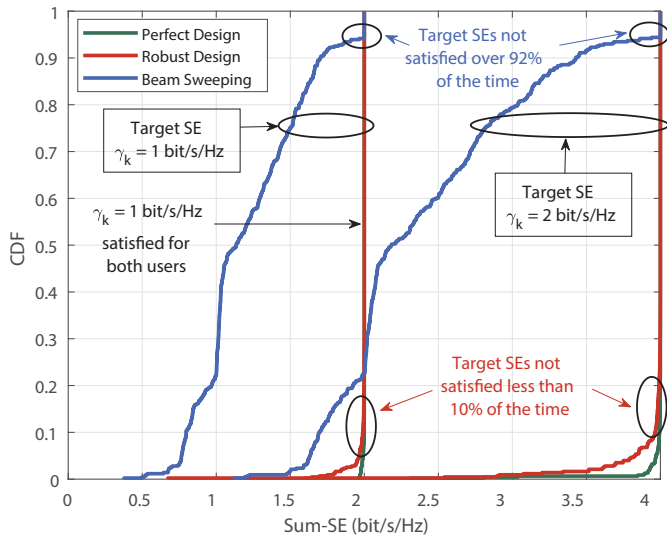


Figure 3: Cumulative density function (CDF) of obtained sum effective spectral efficiencies (Sum-SE) for two target (minimum required) SEs (γ_k).

we incorporate these approximation errors only in constraint (4e), which pertains to the user served by the BS. We consider the outage probability $\rho = 0.05$ in (10). The simulations are conducted under the assumption of a perfect Σ . However, our numerical results indicate that, despite lacking initial knowledge about the parameters of the channel approximation error distribution, the use of feasible historical real-world channels for 200 channel coherence blocks allows our empirical robust algorithm to converge to the target performance. After this period, the continued use of costly real-world channels is unnecessary.

D. Simulation Results

Fig. 3 depicts the cumulative density function (CDF) of the sum effective spectral efficiencies achieved in numerical simulations, which employs optimizations based on both perfect and imperfect digital twin channels alongside beam sweeping. Ideally, for each target spectral efficiency, γ_k , the curves should align with or fall to the right of the line $\text{Sum-SE} = 2\gamma_k$, ensuring that the spectral efficiencies meet or exceed the minimum requirements. The outcomes from the perfect design scenario closely match the required lines, with only a few channel realizations deviating due to approximations in our optimization methods. The robust designs approximate the ideal scenario well, exhibiting less than 10% outage probability. The transmitting power derived from robust optimization at the BS slightly exceeds that from optimizations using perfect digital twin channels. This power level, intended for beam sweeping, leads to an outage probability over 92% and often fails to satisfy the target SEs. The jumps in beam sweeping results at $\text{Sum-SE} = \gamma_k$ show that beam sweeping met the target SEs for only one user, leaving the other with low SE.

VIII. CONCLUSION

In this paper, we proposed a novel approach to circumvent the costly channel estimation typically required in RIS-aided

wireless networks, and address the shortcomings of more practical methods like beam sweeping that struggle to balance signal power and interference in multi-user settings. We employed digital twins of the physical environments to optimize the network using approximations of real-world channels. To ensure reliable communications, we focused on a primary source of errors in DT channel approximations and developed a DT-specific robust transmission design. This design aims to consistently meet users' needs in terms of effective spectral efficiency while minimizing transmitting power at the BS.

REFERENCES

- [1] G. Zhou, C. Pan, H. Ren, P. Popovski, and A. L. Swindlehurst, "Channel estimation for RIS-aided multiuser millimeter-wave systems," *IEEE Transactions on Signal Processing*, vol. 70, pp. 1478–1492, 2022.
- [2] T. L. Jensen and E. De Carvalho, "An optimal channel estimation scheme for intelligent reflecting surfaces based on a minimum variance unbiased estimator," in *ICASSP 2020 - 2020 IEEE International Conference on Acoustics, Speech and Signal Processing (ICASSP)*, pp. 5000–5004, 2020.
- [3] Z. Wang, L. Liu, and S. Cui, "Channel estimation for intelligent reflecting surface assisted multiuser communications: Framework, algorithms, and analysis," *IEEE Transactions on Wireless Communications*, vol. 19, no. 10, pp. 6607–6620, 2020.
- [4] P. Wang, J. Fang, H. Duan, and H. Li, "Compressed channel estimation for intelligent reflecting surface-assisted millimeter wave systems," *IEEE Signal Processing Letters*, vol. 27, pp. 905–909, 2020.
- [5] J. Chen, Y.-C. Liang, H. V. Cheng, and W. Yu, "Channel estimation for reconfigurable intelligent surface aided multi-user mmWave MIMO systems," 2023.
- [6] J. Wang, W. Tang, S. Jin, C.-K. Wen, X. Li, and X. Hou, "Hierarchical codebook-based beam training for RIS-assisted mmWave communication systems," *IEEE Transactions on Communications*, vol. 71, no. 6, pp. 3650–3662, 2023.
- [7] X. Tian and Z. Sun, "Fast beam tracking for reconfigurable intelligent surface assisted mobile mmWave networks," 2021.
- [8] C. Singh, K. Singh, and K. H. Liu, "Fast beam training for RIS-assisted uplink communication," 2021.
- [9] L. Jiao, P. Wang, A. Alipour-Fanid, H. Zeng, and K. Zeng, "Enabling efficient blockage-aware handover in RIS-assisted mmWave cellular networks," *IEEE Transactions on Wireless Communications*, vol. 21, no. 4, pp. 2243–2257, 2022.
- [10] A. Alkhateeb, S. Jiang, and G. Charan, "Real-time digital twins: Vision and research directions for 6G and beyond," *IEEE Communications Magazine*, vol. 61, no. 11, pp. 128–134, 2023.
- [11] B. Radunovic and J.-Y. Le Boudec, "A unified framework for max-min and min-max fairness with applications," *IEEE/ACM Transactions on Networking*, vol. 15, no. 5, pp. 1073–1083, 2007.
- [12] G. Zhou, C. Pan, H. Ren, K. Wang, and A. Nallanathan, "A framework of robust transmission design for IRS-aided MISO communications with imperfect cascaded channels," *IEEE Transactions on Signal Processing*, vol. 68, pp. 5092–5106, 2020.
- [13] Z. Peng, Z. Chen, C. Pan, G. Zhou, and H. Ren, "Robust transmission design for RIS-aided communications with both transceiver hardware impairments and imperfect CSI," *IEEE Wireless Communications Letters*, vol. 11, no. 3, pp. 528–532, 2022.
- [14] S. Hong, C. Pan, H. Ren, K. Wang, A. Nallanathan, and H. Li, "Robust transmission design for intelligent reflecting surface aided secure communications," in *GLOBECOM 2020 - 2020 IEEE Global Communications Conference*, pp. 1–6, 2020.
- [15] S. Jiang and A. Alkhateeb, "Digital twin based beam prediction: Can we train in the digital world and deploy in reality?," 2023.
- [16] M. Grant and S. Boyd, "CVX: Matlab software for disciplined convex programming, version 2.1," Mar. 2014.
- [17] A. M. N. Kessy, A. Lewin, and K. Strimmer, "Optimal whitening and decorrelation," *The American Statistician*, vol. 72, pp. 309–314, 2015.
- [18] A. Alkhateeb, "DeepMIMO: A generic deep learning dataset for millimeter wave and massive MIMO applications," in *Proc. of Information Theory and Applications Workshop (ITA)*, (San Diego, CA), pp. 1–8, Feb 2019.