
Superpoint Gaussian Splatting for Real-Time High-Fidelity Dynamic Scene Reconstruction

Diwen Wan¹ Ruijie Lu¹ Gang Zeng¹

Abstract

Rendering novel view images in dynamic scenes is a crucial yet challenging task. Current methods mainly utilize NeRF-based methods to represent the static scene and an additional time-variant MLP to model scene deformations, resulting in relatively low rendering quality as well as slow inference speed. To tackle these challenges, we propose a novel framework named Superpoint Gaussian Splatting (SP-GS). Specifically, our framework first employs explicit 3D Gaussians to reconstruct the scene and then clusters Gaussians with similar properties (e.g., rotation, translation, and location) into superpoints. Empowered by these superpoints, our method manages to extend 3D Gaussian splatting to dynamic scenes with only a slight increase in computational expense. Apart from achieving state-of-the-art visual quality and real-time rendering under high resolutions, the superpoint representation provides a stronger manipulation capability. Extensive experiments demonstrate the practicality and effectiveness of our approach on both synthetic and real-world datasets. Please see our project page at https://dnvtmf.github.io/SP_GS.github.io.

1. Introduction

Synthesizing high-fidelity novel view images of a 3D scene is imperative for various industrial applications, ranging from gaming and filming to AR/VR. In recent years, Neural Radiance Fields (NeRF) (Mildenhall et al., 2020) has demonstrated its remarkable ability on this task with photo-realistic renderings. While lots of subsequent works focus on improving rendering quality (Barron et al., 2021; 2022)

¹National Key Laboratory of General Artificial Intelligence, School of IST, Peking University, China. Correspondence to: Gang Zeng <zeng@pku.edu.cn>.

or training and rendering speed (Müller et al., 2022; Chen et al., 2022a; Hu et al., 2022; Fridovich-Keil et al., 2022) for static scenes, another line of work (Pumarola et al., 2021; Fridovich-Keil et al., 2023; Fang et al., 2022) proposes to extend the setting to a dynamic scene. Though various attempts have been made to improve efficiency and dynamic rendering quality, the introduction of an additional time-variant MLP to model complex motions in dynamic scenes will inevitably cause a surge in computational cost during both the training and inference process.

More recently, 3D Gaussian Splatting (3D-GS) (Kerbl et al., 2023) manages to achieve real-time rendering with high visual quality by introducing a novel point-like representation, referred to as 3D Gaussians. However, it mainly deals with static scenes. Though methods such as leveraging a deformation network on each 3D Gaussian can extend 3D-GS to dynamic scenes, the rendering speed will be greatly affected, especially when a large number of 3D Gaussians is necessary to represent the scene.

Drawing inspiration from the well-established *As-Rigid-As-Possible* regularization in 3D reconstruction and the superpoint/superpixel concept in point clouds/images oversegmentation, we propose a novel approach named Superpoint Gaussian Splatting (SP-GS) in this work for reconstructing and rendering dynamic scenes. The key insight lies in that each 3D Gaussian should not be a completely independent entity. Some neighboring 3D Gaussians probably possess similar translation and rotation transformations at all timesteps due to the properties of a rigid motion. We can cluster these similar 3D Gaussians together to form a superpoint so that it is no longer necessary to compute a deformation for every single 3D Gaussian, leading to a much faster rendering speed.

To be specific, after acquiring the initial 3D Gaussians of the canonical space through a warm-up training process, a learnable association matrix will be applied to the initial 3D Gaussians and group them into several superpoints. Subsequently, our framework will leverage a tiny MLP network for predicting the deformations of superpoints, which will later be utilized to compute the deformation of every single 3D Gaussian in the superpoint to enable novel view rendering for dynamic scenes. Apart from the rendering

loss at each timestep, to take full advantage of the *As-Rigid-As-Possible* feature within one superpoint, we additionally utilize a property reconstruction loss on the properties of Gaussians, including positions, translations, and rotations.

Thanks to the computational expense saved by using superpoints, our approach manages to achieve a comparable rendering speed with 3D-GS. Furthermore, the mixed representation of 3D Gaussians and superpoints possess a strong extensibility like adding a non-rigid motion prediction module for better dynamic scene reconstruction. Last but not least, SP-GS can facilitate various downstream applications like editing a reconstructed scene as superpoints should cluster similar 3D Gaussians together, providing more meaningful groups than pure 3D Gaussians. Our contributions can be summarized as follows:

- We introduce Superpoint Gaussian Splatting (SP-GS), a novel approach for high-fidelity and real-time rendering in dynamic scenes that aggregates 3D Gaussians with similar deformations into superpoints.
- Our method possesses a strong extensibility like adding a non-rigid prediction module or distillation from a larger model and can facilitate various downstream applications like scene editing.
- SP-GS achieves real-time rendering on dynamic scenes, up to 227 FPS at a resolution of 800×800 for synthetic datasets and 117 FPS at a resolution of 536×960 in real datasets with superior or comparable performance than previous SOTA methods.

2. Related Works

2.1. Static Neural Rendering

In recent years, we have witnessed significant progress in the field of novel view synthesis empowered by Neural Radiance Fields. While vanilla NeRF (Mildenhall et al., 2020) manages to synthesize photorealistic images for any viewpoint using MLPs, numerous subsequent works focus on acceleration (Fridovich-Keil et al., 2022; Hu et al., 2022; Hedman et al., 2021; Müller et al., 2022), real-time rendering (Chen et al., 2022b; Yu et al., 2021a), camera parameter optimization (Bian et al., 2023; Lin et al., 2021; Wang et al., 2023), few-shot learning (Zhang et al., 2022; Yang et al., 2023; Yu et al., 2021b), unbounded scenes (Barron et al., 2022; Gu et al., 2022), improving visual quality (Barron et al., 2021; 2023), and so on.

More recently, a novel framework 3D Gaussian Splatting (Kerbl et al., 2023) has received widespread attention for its ability to synthesize high-fidelity images for complex scenes in real-time along with a fast training speed. The key insight lies in that it exploits a point-like representation, re-

ferred to as 3D Gaussians. However, these works are mainly restricted to the domain of static scenes.

2.2. Dynamic Neural Rendering

To extend neural rendering to dynamic scenes, current efforts primarily focus on deformation-based (Pumarola et al., 2021; Park et al., 2021b; Tretschk et al., 2021) and flow-based methods (Li et al., 2022; 2021b; Du et al., 2021; Xian et al., 2021). However, these approaches share similar issues as NeRF, including slow training and rendering speed. To mitigate the efficiency problem, various acceleration techniques like voxel (Fang et al., 2022; Liu et al., 2022) or hash-encoding representation (Park et al., 2023), and spatial decomposition (Fridovich-Keil et al., 2023; Shao et al., 2022; Cao & Johnson, 2023; Wu et al., 2022) have emerged. Given the increased complexity brought by dynamic scene modeling, there still exists a gap in rendering quality, training time, and rendering speed compared to static scenes.

Concurrent with our work, methods like Deformable 3D Gaussians (D-3D-GS) (Yang et al., 2024), 4D-GS (Wu et al., 2024), and Dynamic 3D Gaussians (Luiten et al., 2024) leverage 3D-GS as the scene representation, expecting this novel point-like representation can facilitate dynamic scene modeling. D-3D-GS directly integrates a heavy deformation network into 3D-GS, while 4D-GS combines HexPlane (Cao & Johnson, 2023) with 3D-GS to achieve real-time rendering and superior visual quality. Dynamic 3D Gaussians proposes a method that simultaneously addresses the tasks of dynamic scene novel-view synthesis and 6-DOF tracking of all dense scene elements. While our method also takes 3D-GS as the scene representation, unlike any of the aforementioned methods, our main motivation is to aggregate 3D Gaussians with similar deformations into a superpoint to significantly decrease the computational expense required.

2.3. Superpixel/Superpoint

There exists a long line of research works on superpixel/superpoint segmentation and we refer readers to the recent paper (J & Kumar, 2023) for a thorough survey. Here we focus on neural network-based methods.

On one hand, methods including SFCN (Yang et al., 2020), AINet (Wang et al., 2021), and LNS-Net (Zhu et al., 2021) adopt a neural network for generating superpixels. SFCN utilizes a fully convolutional network associated with an SLIC loss, while AINet introduces an implantation module and a boundary-perceiving SLIC loss for generating superpixels with more accurate boundaries. LNS-Net proposes an online learning framework, alleviating the demand for large-scale manual labels. On the other hand, existing methods for point cloud over-segmentation can be divided into

two categories: optimization-based methods (Papon et al., 2013; Lin et al., 2018; Guinard & Landrieu, 2017; Landrieu & Obozinski, 2016) and deep learning-based methods (Landrieu & Boussaha, 2019; Hui et al., 2023; 2021).

Our approach can be treated as an over-segmentation of dynamic point clouds, which is an unexplored realm. Existing superpixel/superpoint methods cannot be directly applied to our task since it is challenging to maintain superpoint-segmentation consistency across the temporal domain. Moreover, prevalent methods either employ computationally intensive backbones or do not support parallelization, making the segmentation a heavy module, which will hinder the fast training and rendering speed of our approach.

3. Methods

This section initiates with a concise introduction to 3D Gaussian Splatting in Sec 3.1. Subsequently, in Sec.3.2, we elaborate on how to apply a time-variant deformation network to the superpoints for predicting the rotation and translation to render images at any timestep. To fully exploit the *As-Rigid-As-Possible* feature within one superpoint, our method also introduces a property reconstruction loss in Sec.3.3. We also illustrate how to aggregate 3D Gaussians into superpoints using a learnable association matrix in this section. Moreover, some details of optimization and inference are explained in Sec. 3.4. Finally, our method can support the plugin of an optional non-rigid deformation network, we clarify this in Sec. 3.5. An overview of our method is illustrated in Fig. 1.

3.1. Preliminary: 3D Gaussian Splatting

3D Gaussian Splatting(3D-GS) (Kerbl et al., 2023) propose a novel point-like scene representation, referred to as 3D Gaussians $\mathcal{G} = \{G_i : \mu_i, \mathbf{s}_i, \mathbf{q}_i, \sigma_i, \mathbf{h}_i\}$. Each 3D Gaussian G_i is defined by a 3D covariance matrix Σ_i in world space (Zwicker et al., 2001a) and a center location μ_i , following the expression:

$$G_i(\mathbf{x}) = \exp\left(-\frac{1}{2}(\mathbf{x} - \mu_i)^\top \Sigma_i^{-1}(\mathbf{x} - \mu_i)\right). \quad (1)$$

For differentiable optimization, the covariance matrix Σ_i can be break down into a scaling matrix \mathbf{S}_i and a rotation matrix \mathbf{R}_i , i.e., $\Sigma_i = \mathbf{R}_i \mathbf{S}_i \mathbf{S}_i^\top \mathbf{R}_i^\top$, where \mathbf{S}_i is represented by a 3D vector \mathbf{s}_i and \mathbf{R}_i is represented by a quaternion $\mathbf{q}_i \in \mathbf{SO}(3)$.

In the process of rendering a 2D image, 3D-GS projects 3D Gaussians onto a 2D image plane using the EWA Splatting algorithm (Zwicker et al., 2001b). The corresponding 2D Gaussian, defined by a covariance matrix Σ' in camera coordinates centered at μ' , is calculated as follows:

$$\Sigma' = \mathbf{JW}\Sigma\mathbf{W}^\top \mathbf{J}^\top, \quad \mu' = \mathbf{JW}\mu, \quad (2)$$

where \mathbf{W} is the world-to-camera transformation matrix, and \mathbf{J} is the Jacobian matrix of the affine approximation of the projective transformation. After sorting 3D Gaussians by depth, 3D-GS renders the image using volumetric rendering (Drebin et al., 1988) (i.e. α -blending). The color $C(\mathbf{p})$ of pixel \mathbf{p} is computed through blending P ordered 2D Gaussians, as expressed by:

$$C(\mathbf{p}) = \sum_{i=1}^P c_i \alpha_i \prod_{j=1}^{i-1} (1 - \alpha_j), \quad (3)$$

$$\alpha_i = \sigma_i \exp\left(-\frac{1}{2}(\mathbf{p} - \mu'_i)^\top \Sigma'_i(\mathbf{p} - \mu'_i)\right),$$

where σ_i represents the opacity of each 3D Gaussian, c_i is the RGB color computed using the spherical harmonics coefficients \mathbf{h}_i of the 3D Gaussian and the view direction.

To optimize a static scene and facilitate real-time rendering, 3D-GS introduced a fast differentiable rasterizer and a training strategy that adaptively controls 3D Gaussians. Further details can be found in 3D-GS (Kerbl et al., 2023), and the loss function utilized by 3D-GS is \mathcal{L}_1 combined with a D-SSIM term:

$$\mathcal{L}_{img} = (1 - \lambda)\mathcal{L}_1 + \lambda\mathcal{L}_{D-SSIM}, \quad (4)$$

where λ is set to 0.2.

3.2. Superpoint Gaussian Splatting

It is evident that 3D-GS is suitable solely for representing static scenes. Therefore, when confronted with a monocular/multi-view video capturing a dynamic scene, we opt to learn 3D Gaussians in a canonical space and the deformation of each 3D Gaussian across the temporal domain under the guidance of aggregated superpoints. Since we assume there are only rigid transformations for every single 3D Gaussian, only the center location μ_i and rotation matrix \mathbf{R}_i of a 3D Gaussian will vary with time, while other attributes (e.g., opacity σ_i , scaling vector \mathbf{s}_i , and spherical harmonics coefficients \mathbf{h}_i) remain invariant.

To model dynamic scene, we divide 3D Gaussians into M superpoints $\{\mathbb{S}_j\}_{j=1}^M$ (i.e. disjoint sets). Each superpoint \mathbb{S}_j contains several 3D Gaussians, while each 3D Gaussian has only one correspondent superpoint \mathbb{S}_j . Following the principle of *As-Rigid-As-Possible*, 3D Gaussians in the same superpoint \mathbb{S}_j should have similar deformation, which can be represented by relative translation $\Delta \mathbf{t}_j$ and rotation $\Delta \mathbf{R}_j$ based on their center locations and rotation matrices in the canonical space. Therefore, the center location μ_i^t and rotation matrix \mathbf{R}_i^t of the i -th 3D Gaussian at time t will be:

$$\mu_i^t = \Delta \mathbf{R}_j^t \mu_i^c + \Delta \mathbf{t}_j^t, \quad \mathbf{R}_i^t = \Delta \mathbf{R}_j^t \mathbf{R}_i^c. \quad (5)$$

So as to predict the relative translation $\Delta \mathbf{t}_j^t$ and rotation $\Delta \mathbf{R}_j^t$ of the j -th superpoint at time t , we directly employ

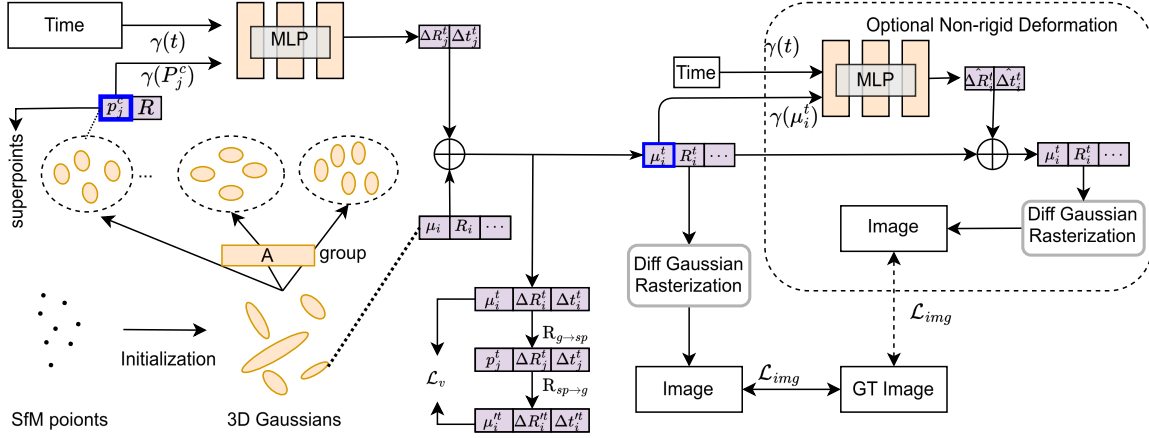


Figure 1: **Overview of our pipeline.** We initialize the 3D Gaussians with point clouds reconstructed from SfM. Then we aggregate the 3D Gaussians into superpoints, and predict the deformation for every 3D Gaussian at a given timestep. The image is rendered using the differentiable Gaussian rasterization on the deformed 3D Gaussians. Additionally, an optional non-rigid deformation network can be used to further improve the performance.

a deformation neural network \mathcal{F} that takes the timestep t and canonical position \mathbf{p}_j^c of the j -th superpoint as input, and outputs the relative transformations of superpoints with respect to the canonical space:

$$(\Delta \mathbf{R}_j^t, \Delta t_j^t) = \mathcal{F}(\gamma(\mathbf{p}_j^c), \gamma(t)), \quad (6)$$

where γ denotes the positional encoding:

$$\gamma(x) = (\sin(2^k x), \cos(2^k x))_{k=0}^{L-1}, \quad (7)$$

In our experiments, we set $L = 10$ for $\gamma(\mathbf{p}_j^c)$ and $L = 6$ for $\gamma(t)$.

During inference, to further decrease the rendering time, we can pre-compute the relative translation Δt^t and rotation $\Delta \mathbf{R}^t$ of superpoints predicted by the deformation network \mathcal{F} at all timesteps. When rendering novel view images at a new timestep t in the training set, the deformation of j -th superpoint can be calculated through interpolation:

$$\begin{aligned} \Delta t_j^t &= (1-w)\Delta t_j^{t_1} + w\Delta t_j^{t_2}, \\ \Delta \mathbf{R}_j^t &= (1-w)\Delta \mathbf{R}_j^{t_1} + w\Delta \mathbf{R}_j^{t_2}, \end{aligned} \quad (8)$$

where the linear interpolation weight $w = (t-t_1)/(t_2-t_1)$, and t_1 and t_2 are the two nearest timesteps in the training dataset.

3.3. Property Reconstruction Loss

The key insight of superpixels/superpoints lies in that pixels/points with similar properties should be aggregated into one group. Following this idea, given an arbitrary timestep t , properties including the position \mathbf{p}^t , the relative translation Δt^t and relative rotation $\Delta \mathbf{R}^t$ should be similar within one superpoint. We utilize a learnable association matrix

$\mathbf{A} \in \mathbb{R}^{P \times M}$ to establish the connection between 3D Gaussians and superpoints, where P is the number of 3D Gaussians and M is the number of superpoints. Notably, only K nearest superpoints of each Gaussian should be considered. Therefore, the associated probability a_{ij} between Gaussian G_i and superpoint \mathbb{S}_j can be calculated as:

$$a_{ij} = \begin{cases} \frac{\exp(\mathbf{A}_{ij})}{\sum_{j \in \mathcal{N}_i} \exp(\mathbf{A}_{ij})}, & j \in \mathcal{N}_i, \\ 0, & \text{otherwise,} \end{cases} \quad (9)$$

where \mathcal{N}_i is the set of K -nearest superpoints for the i -th Gaussian in the canonical space.

With the associated probability a_{ij} , the properties $\mathbf{u}_j \in \{\mathbf{p}_j^t, \Delta \mathbf{R}_j^t, \Delta t_j^t\}$ of j -th superpoint can be reconstructed from the properties of Gaussians:

$$\begin{aligned} \mathbf{R}_{g \rightarrow sp} : \mathbf{u}_j &= \sum_{i|j \in \mathcal{N}_i} \bar{a}_{ij} \mathbf{v}_i, \\ \text{where } \bar{a}_{ij} &= \frac{a_{ij}}{\sum_{i|j \in \mathcal{N}_i} a_{ij}}, \end{aligned} \quad (10)$$

where \mathbf{v}_i denotes the properties of i -th Gaussian, and $i | j \in \mathcal{N}_i$ means all 3D Gaussians i with the j -th superpoint in \mathcal{N}_i . It is noteworthy that the relative rotation $\Delta \mathbf{R}_i^t$ is represented by Lie algebra $\mathfrak{se}(3)$, which enables linear rotation interpolation. On the other hand, the properties \mathbf{v}_i of the i -th Gaussian can also be reconstructed through adjacent superpoints:

$$\mathbf{R}_{sp \rightarrow g} : \mathbf{v}_i = \sum_{j \in \mathcal{N}_i} a_{ij} \mathbf{u}_j. \quad (11)$$

Ultimately, the property reconstruction loss is employed to ensure the consistency between the original properties \mathbf{v}_i of Gaussians and the reconstructed properties \mathbf{v}'_i :

$$\mathcal{L}_v = \frac{1}{P} \sum_i \|\mathbf{v}_i, \mathbf{v}'_i\|, \quad (12)$$

where $\mathbf{v}' = R_{sp \rightarrow g}(R_{g \rightarrow sp}(\mathbf{v}))$, and $\|\cdot, \cdot\|$ denotes the mean square error(MSE). And the more similar the Gaussian properties within the same superpoint are, the smaller this loss will be, thereby fully exploiting the *As-Rigid-As-Possible* feature.

Furthermore, the corresponding superpoint \mathcal{S}_j of Gaussian G_i is the superpoint with the highest association probability:

$$j^* = \arg \max_{j \in \mathcal{N}_i} a_{ij}. \quad (13)$$

It is noteworthy that j^* is the same as the j in Eq. 5.

3.4. Optimization and Inference

The computation of the overall loss function is:

$$\mathcal{L} = \mathcal{L}_{img} + \sum_{\mathbf{v} \in \{\boldsymbol{\mu}^t, \Delta \mathbf{R}^t, \Delta \mathbf{t}^t\}} \lambda_{\mathbf{v}} \mathcal{L}_{\mathbf{v}}, \quad (14)$$

where $\lambda_{\mathbf{v}}$ represents hyper-parameters controlling the weights, with $\lambda_{\boldsymbol{\mu}^t} = 10^{-3}$ and $\lambda_{\Delta \mathbf{R}^t} = \lambda_{\Delta \mathbf{t}^t} = 1$.

We implement our SP-GS with PyTorch, and \mathcal{F} is a 8-layer MLPs with 256 hidden neurons. The network is trained for a total of 40k iterations, with the initial 3k iterations training without the deformation network \mathcal{F} as a warm-up process to achieve relatively stable positions and shapes. 3D Gaussians in the canonical space will be initialized after the warm-up training, and for the initialization of superpoints, M Gaussians are sampled using the farthest point sampling algorithm, and the canonical positions \mathbf{p}^c of superpoints are equal to the centers of the sampled Gaussians. Moreover, the A_{ij} of the learnable association matrix \mathbf{A} will be initialized as 0.9 if the j -th superpoint is initialized with the i -th 3D Gaussian. Otherwise, A_{ij} will be initialized as 0.1. Before each iteration, we calculate the canonical position of superpoints with Eq. 10.

The Adam optimizer (Kingma & Ba, 2015) is employed to optimize our models. For 3D Gaussians, the training strategies are the same as those of 3D-GS unless stated otherwise. For the learnable parameters of \mathcal{F} , the learning rate undergoes exponential decay, ranging from 1e-3 to 1e-5. The values for Adam’s β are set to (0.9, 0.999).

3.5. Optional Non-Rigid Deformation Network

Given the potential existence of non-rigid deformation in a dynamic scene, another optional non-rigid deformation

network \mathcal{G} is employed to learn the non-rigid deformation of each Gaussian for time t :

$$(\hat{\Delta \mathbf{R}}_i^t, \hat{\Delta \mathbf{t}}_i^t) = \mathcal{G}(\gamma(\boldsymbol{\mu}_i^t), \gamma(\mathbf{t})). \quad (15)$$

By combining rigid motion with non-rigid deformation, the final center $\boldsymbol{\mu}_i^t$ and rotation matrix \mathbf{R}_i^t of Gaussian G_i can be computed as below:

$$\begin{aligned} \boldsymbol{\mu}_i^t &= \hat{\Delta \mathbf{R}}_i^t (\Delta \mathbf{R}_j^t \boldsymbol{\mu}_i^c + \Delta \mathbf{t}_j^t) + \hat{\Delta \mathbf{t}}_i^t, \\ \mathbf{R}_i^t &= \hat{\Delta \mathbf{R}}_i^t \Delta \mathbf{R}_j^t \mathbf{R}_i^c. \end{aligned} \quad (16)$$

For the version incorporating the non-rigid deformation network \mathcal{G} (abbreviated as SP-GS+NG), the model is initialized with the pretrained model from the version with only \mathcal{F} and trained for 20k iterations using the loss \mathcal{L}_{img} . Besides, \mathcal{G} is a 3-layer MLPs with 64 hidden neurons.

4. Experiment

We demonstrate the efficiency and effectiveness of our proposed approach with experiments on three datasets: the synthetic dataset D-NeRF (Pumarola et al., 2021) with 8 scenes, the real-world dataset HyperNeRF (Park et al., 2021a) and NeRF-DS (Yan et al., 2023). For all experiments, we report the following metrics: PSNR, SSIM (Wang et al., 2004), MS-SSIM, LPIPS (Li et al., 2021a), size (rendering resolution), and FPS (rendering speed). All experiments are conducted on one NVIDIA V100 GPU with 32GB memory.

Regarding the baselines, we compare our method against the state-of-the-art methods that are the most relevant to our work, including: D-NeRF (Pumarola et al., 2021), TiNeuVox (Fang et al., 2022), Tensor4D (Shao et al., 2022), K-Palme (Fridovich-Keil et al., 2023), HexPlane (Cao & Johnson, 2023), TI-DNeRF (Park et al., 2023), NeRF-Player (Song et al., 2022), 4D-GS (Wu et al., 2024), Deformable 3D GS(D-3D-GS) (Yang et al., 2024) and original 3D Gaussians (3D-GS).

4.1. Synthetic Dataset

The D-NeRF dataset consists of 8 videos, each containing 50-200 frames. The frames together with camera pose serve as the training data, while test views are taken from novel views. Quantitative and qualitative results are shown in Tab.1 and Fig.2. Though rendered at a resolution of 800×800 , we achieved a much higher FPS than previous non-Gaussian-Splatting based methods. As for D-3D-GS, they directly apply a deformation network to every single 3D Gaussian for a higher visual quality, leading to a much lower FPS than ours. We achieve superior or comparable results against previous state-of-the-art methods in terms of all metrics. It’s noteworthy that Lego is excluded while calculating the metrics as we observed a discrepancy in all



Figure 2: Qualitative comparisons of baselines and our method on D-NeRF (Pumarola et al., 2021).

methods. Please refer to Fig. 2 for a visualized results. Per-scene comparisons are provided in Appendix C.1.

4.2. Real-World Dataset

The HyperNeRF dataset (Park et al., 2021a) and NeRF-DS (Yan et al., 2023) serve as two real-world benchmark dataset captured using either one or two cameras. For a fair comparison with previous methods, we use the same *vrig* scenes, a subset of the HyperNeRF dataset. Quantitative and qualitative results of the HyperNeRF dataset are shown in Tab.2 and Fig.4, while results of NeRF-DS are shown in Tab. 3 and Fig. 3. As shown in Tab. 2 and Tab. 3, our method outperforms baselines by a large margin in terms of FPS while achieving a superior or comparable visual quality. As shown in Fig.4, our results exhibit notably higher visual quality, particularly in the hand area.

4.3. Ablation Study

In our paper, we introduce two hyperparameters: the number of superpoints and the number of nearest neighborhoods \mathcal{N}_i . We conduct experiments on testing how sensitive our method is to the variation of the two hyperparameters. Tab. 4 shows the performance of our approach when varying these hyperparameters, and our method appears to be robust under all these variations. Besides, we introduce property reconstruction loss to facilitate grouping similar Gaussians together. Tab. 5 demonstrates that property reconstruction loss can improve rendering quality. We provide more ablations on property reconstruction loss in Appendix.D.

4.4. Visualization of 3D Gaussians and Superpoints

As depicted in Fig. 5, we provide a visualized result of the 3D Gaussians and superpoints for the hook scene of D-NeRF (Pumarola et al., 2021). Notably, we observe that



Figure 3: Qualitative comparisons of baselines and our method on NeRF-DS dataset (Yan et al., 2023).




Figure 4: Qualitative comparisons of baselines and our method on HyperNeRF dataset(Park et al., 2021b).

Table 1: Quantitative comparison on D-NeRF (Pumarola et al., 2021). The **best** and **second best** results are highlighted. ‘-’ denotes that the metric is not reported in their works. Lego is excluded.

Methods	PSNR↑	SSIM↑	LPIPS↓	Size	FPS↑
D-NeRF	31.14	0.9761	0.0464	400 × 400	< 1
TiNeuVox-B	32.74	0.9715	0.0495	400 × 400	~ 1.5
Tensor4D	27.44	0.9421	0.0569	400 × 400	-
KPlanes	31.41	0.9699	0.0470	400 × 400	~ 0.12
HexPlane-Slim	32.97	0.9750	0.0346	400 × 400	4
Ti-DNeRF	32.69	0.9746	0.358	400 × 400	-
3D-GS	23.39	0.9293	0.0867	800 × 800	184.21
4D-GS	35.31	0.9841	0.0148	800 × 800	143.69
D-3D-GS	40.23	0.9914	0.0066	800 × 800	45.05
SP-GS(ours)	37.98	0.9876	0.0185	800 × 800	227.25
SP-GS+NG(ours)	38.28	0.9877	0.0152	800 × 800	119.35

the superpoints are uniformly distributed in the space while nearby 3D Gaussians will be aggregated into one superpoint. For a more intuitive understanding, readers can refer to our [project page](#) for more videos.

5. Applications

Thanks to the powerful representation of superpoints for dynamic scenes, our method is highly expandable and can facilitate various downstream applications.

Table 2: Quantitative comparison on HyperNeRF dataset (Park et al., 2021b). The **best** and **second best** results are highlighted. ‘-’ denotes that the metric is not reported in their works.

Methods	PSNR↑	MS-SSIM↑	LPIPS↓	Size	FPS↑
Nerfies	22.2	0.803	-	536 × 960	< 1
HyperNeRF	22.4	0.814	-	536 × 960	< 1
TiNeuVox-S	23.4	0.813	-	536 × 960	< 1
TiNeuVox-B	24.3	0.837	-	536 × 960	< 1
TI-DNeRF	24.35	0.866	-	536 × 960	< 1
NeRFPlayer	23.7	0.803	-	536 × 960	< 1
3D-GS	20.26	0.6569	0.3418	536 × 960	71
4D-GS	25.02	0.8377	0.2915	536 × 960	66.21
SP-GS (ours)	25.61	0.8404	0.2073	536 × 960	117.86
SP-GS+NG (ours)	26.78	0.8920	0.1805	536 × 960	51.51

5.1. Model Distillation

In scenarios where a 3D-GS based model \mathcal{H} exhibits superior performance, which also predicts the deformation over time, we can distill such a model into SP-GS to improve the visual quality. The concept is straightforward: we can directly replicate the state of \mathcal{H} at any given time as the canonical state of SP-GS. Subsequently, we optimize the association matrix \mathbf{A} , the superpoint deformation network \mathcal{F} , and optionally the non-rigid deformation network \mathcal{G} by incorporating \mathcal{L} loss and mean square error(MSE) $\mathcal{L}_{err} = \sum_{\mathbf{u} \in \{\mu, \mathbf{R}\}} \lambda_{\mathbf{u}} \sum_i \| \mathbf{u}_i^t, \mathbf{u}_i^s \|$, where \mathbf{u}_i^t and \mathbf{u}_i^s are the properties of the teacher and the student respectively. Tab. 6 shows the quantitative results of distilling D-3D-GS model into SP-GS model on the ‘‘As’’ scene of NeRF-DS dataset. While D-3D-GS cannot achieve real-time render-

Table 3: Quantitative comparison on NeRF-DS (Yan et al., 2023). The rendering size is 480×270 .

Methods	PSNR \uparrow	SSIM \uparrow	LPIPS(VGG) \downarrow	FPS \uparrow
TiNeuVox	21.61	0.8241	0.3195	-
HyperNeRF	23.45	0.8488	0.2002	-
NeRF-DS	23.60	0.8494	0.1816	-
3D-GS	20.29	0.7816	0.2920	185.43
D-3D-GS	24.11	0.8525	0.1769	15.27
SP-GS(ours)	23.15	0.8335	0.2062	251.70
SP-GS+NG(ours)	23.33	0.8362	0.2084	66.13




Figure 5: We visualize 3D Gaussians and superpoints by simply coloring the correspondent points. (a) the rendered image. (b) 3D Gaussians with its original color. (c) 3D Gaussians colored by superpoints, which means 3D Gaussians in one superpoint will be the same color. (d) the superpoints.

ing on V100 (20.65 FPS), our distilled student model can achieve significantly higher rendering speed (164.04 FPS). Therefore, model distillation provides a trade-off between visual quality and rendering speed, leaving users with more choices to meet their requirements.

5.2. Pose Estimation

Our SP-GS support estimating the 6-DoF pose of each superpoint for new images in the same scene. To be specific, we can solely learn the translation and rotation for each superpoint with other parameters of SP-GS fixed. This can be potentially used in motion capture where novel view images are given and one wants to know the motion of each components (superpoints). Experiments are conducted on the jumpingjacks scene of D-NeRF dataset (Pumarola et al., 2021). We first train the complete model (SP-GS) using the beginning 50 images. Subsequently, we initialize the learnable translation and rotation parameters of superpoints with the 50-th frame and directly optimize them with rendering loss using the Adam optimizer for 1000 iterations. The program terminates upon completing the pose estimation for all images. Fig. 6(a) illustrates the change in PSNR across images 51-88 for the jumpingjacks scene. Notably, it demonstrates a gradual decrease in PSNR.

Table 4: Ablation Study for the number of superpoints (#sp) and nearest neighborhoods (#knn) on D-NeRF dataset.

#sp	50	100	200	300	400	500
PSNR \uparrow	35.69	36.00	36.31	36.43	36.36	36.52
#knn	1	2	3	4	5	6
PSNR \uparrow	36.24	36.11	36.09	36.09	36.30	36.23

Table 5: Ablation study for property reconstruction loss on D-NeRF dataset.

Method	PSNR \uparrow	SSIM \uparrow	LPIPS \downarrow
w/o loss	37.59	0.9868	0.0172
w loss	37.98	0.9876	0.0164

5.3. Scene Editing

As depicted in Figure 6(b), scene editing tasks such as relocating parts between scenes or removing parts from a scene can be accomplished with ease. This capability is facilitated by the explicit 3D Gaussian representation, enabling relocation or deletion from the scene. Our method further streamline the process since it is no longer necessary to manipulate over the 100,000 3D Gaussians. Moreover, our superpoints provide some extent of semantic meanings, enabling a reasonable editing of the scene.

6. Limitations

Similar to 3D-GS, the reconstruction of real-world scenes requires sparse point clouds to initialize 3D scenes. However, it is challenging for software like COLMAP (Schönberger & Frahm, 2016), which is designed for static scenes, to initialize point clouds, resulting in diminished camera poses. Consequently, these issues may impede the convergence of

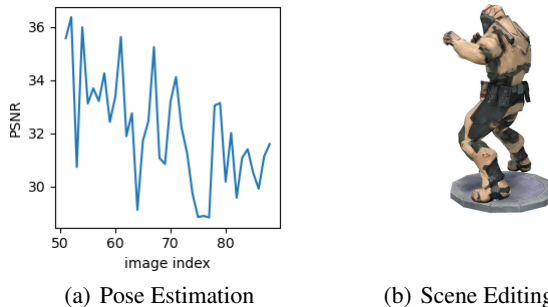


Figure 6: (a) The PSNR results for pose estimation results on the jumpingjacks scene. (b) We add the base of the trex scene to the bottom of the hook scene.

Table 6: The results of distillation on “As” scene of NeRF-DS dataset. We use D-3D-GS as teacher model, and use SP-GS as student model.

Method	PSNR↑	MS-SSIM↑	LPIPS↓	FPS↑
teacher (D-3D-GS)	26.15	0.8816	0.1829	20.65
student (SP-GS)	25.68	0.8811	0.1982	164.04
ours (SP-GS)	24.44	0.8626	0.2255	250.32

our SP-GS to the expected results. We aim to address it in future work.

7. Conclusions

This paper introduces Superpoint Gaussian Splatting as a novel method for achieving real-time, high-quality rendering for dynamic scenes. Building upon 3D-GS, our approach involves grouping Gaussians with similar motions into superpoints, adding extremely small burden for Gaussians rasterization. Experimental results demonstrate the superior visual quality and rendering speed of our method while our framework can also support various downstream applications.

Acknowledgements

This work is supported by the Sichuan Science and Technology Program (2023YFSY0008), China Tower-Peking University Joint Laboratory of Intelligent Society and Space Governance, National Natural Science Foundation of China (61632003, 61375022, 61403005), Grant SCITLAB-20017 of Intelligent Terminal Key Laboratory of SiChuan Province, Beijing Advanced Innovation Center for Intelligent Robots and Systems (2018IRS11), and PEKSenseTime Joint Laboratory of Machine Vision.

Impact Statement

This paper presents work whose goal is to achieve photo-realistic and real-time novel view synthesis for dynamic scenes. Therefore, we acknowledge that our approach can potentially be used to generate fake images or videos. We firmly oppose the use of our research for disseminating false information or damaging reputations.

References

Barron, J. T., Mildenhall, B., Tancik, M., Hedman, P., Martin-Brualla, R., and Srinivasan, P. P. Mip-nerf: A multiscale representation for anti-aliasing neural radiance fields. In *ICCV*, pp. 5835–5844, 2021.

Barron, J. T., Mildenhall, B., Verbin, D., Srinivasan, P. P.,

and Hedman, P. Mip-nerf 360: Unbounded anti-aliased neural radiance fields. In *CVPR*, pp. 5460–5469, 2022.

Barron, J. T., Mildenhall, B., Verbin, D., Srinivasan, P. P., and Hedman, P. Zip-nerf: Anti-aliased grid-based neural radiance fields. In *ICCV*, pp. 19697–19705, 2023.

Bian, W., Wang, Z., Li, K., Bian, J., and Prisacariu, V. A. Nope-nerf: Optimising neural radiance field with no pose prior. In *CVPR*, pp. 4160–4169, 2023.

Cao, A. and Johnson, J. Hexplane: A fast representation for dynamic scenes. In *CVPR*, pp. 130–141, 2023.

Chen, A., Xu, Z., Geiger, A., Yu, J., and Su, H. Tensorf: Tensorial radiance fields. In *ECCV*, pp. 333–350, 2022a.

Chen, Z., Funkhouser, T., Hedman, P., and Tagliasacchi, A. Mobilenerf: Exploiting the polygon rasterization pipeline for efficient neural field rendering on mobile architectures. *arXiv preprint arXiv:2208.00277*, 2022b.

Drebin, R. A., Carpenter, L. C., and Hanrahan, P. Volume rendering. *Seminal graphics: pioneering efforts that shaped the field*, 22(6):65–74, 1988.

Du, Y., Zhang, Y., Yu, H.-X., Tenenbaum, J. B., and Wu, J. Neural radiance flow for 4d view synthesis and video processing. In *ICCV*, pp. 14304–14314, 2021.

Fang, J., Yi, T., Wang, X., Xie, L., Zhang, X., Liu, W., Nießner, M., and Tian, Q. Fast dynamic radiance fields with time-aware neural voxels. In *SIGGRAPH Asia 2022 Conference Papers*, 2022.

Fridovich-Keil, S., Yu, A., Tancik, M., Chen, Q., Recht, B., and Kanazawa, A. Plenoxels: Radiance fields without neural networks. In *CVPR*, pp. 5501–5510, 2022.

Fridovich-Keil, S., Meanti, G., Warburg, F. R., Recht, B., and Kanazawa, A. K-planes: Explicit radiance fields in space, time, and appearance. In *CVPR*, pp. 12479–12488, 2023.

Gao, C., Saraf, A., Kopf, J., and Huang, J.-B. Dynamic view synthesis from dynamic monocular video. In *ICCV*, pp. 5692–5701, 2021.

Gu, K.-D., Maugey, T., Knorr, S. B., and Guillemot, C. M. Omni-nerf: Neural radiance field from 360° image captures. In *ICME*, 2022.

Guinard, S. and Landrieu, L. Weakly supervised segmentation-aided classification of urban scenes from 3d lidar point clouds. *ISPRS - International Archives of the Photogrammetry, Remote Sensing and Spatial Information Sciences*, pp. 151–157, 2017.

- Guo, X., Chen, G., Dai, Y., Ye, X., Sun, J., Tan, X., and Ding, E. Neural deformable voxel grid for fast optimization of dynamic view synthesis. In *ACCV*, 2022.
- Hedman, P., Srinivasan, P. P., Mildenhall, B., Barron, J. T., and Debevec, P. E. Baking neural radiance fields for real-time view synthesis. In *ICCV*, pp. 5855–5864, 2021.
- Hu, T., Liu, S., Chen, Y., Shen, T., and Jia, J. Efficientnerf efficient neural radiance fields. In *CVPR*, pp. 12902–12911, 2022.
- Hui, L., Yuan, J., Cheng, M., Xie, J., Zhang, X., and Yang, J. Superpoint network for point cloud oversegmentation. In *ICCV*, pp. 5490–5499, 2021.
- Hui, L., Tang, L., Dai, Y., Xie, J., and Yang, J. Efficient lidar point cloud oversegmentation network. In *ICCV*, pp. 18003–18012, 2023.
- J, P. and Kumar, B. V. An extensive survey on superpixel segmentation: A research perspective. *Archives of Computational Methods in Engineering*, 30:3749 – 3767, 2023.
- Kerbl, B., Kopanas, G., Leimkühler, T., and Drettakis, G. 3d gaussian splatting for real-time radiance field rendering. *ACM TOG*, 42(4), 7 2023.
- Kingma, D. and Ba, J. Adam: A method for stochastic optimization. In *ICLR*, 2015.
- Landrieu, L. and Boussaha, M. Point cloud oversegmentation with graph-structured deep metric learning. In *CVPR*, pp. 7432–7441, 2019.
- Landrieu, L. and Obozinski, G. Cut pursuit: Fast algorithms to learn piecewise constant functions. *SIAM J. Imaging Sci.*, 10:1724–1766, 2016.
- Li, T., Slavcheva, M., Zollhöfer, M., Green, S., Lassner, C., Kim, C., Schmidt, T., Lovegrove, S., Goesele, M., Newcombe, R., and Lv, Z. Neural 3d video synthesis from multi-view video. In *CVPR*, pp. 5521–5531, 2022.
- Li, Z., Niklaus, S., Snavely, N., and Wang, O. Neural scene flow fields for space-time view synthesis of dynamic scenes. In *CVPR*, pp. 6494–6504, 2021a.
- Li, Z., Niklaus, S., Snavely, N., and Wang, O. Neural scene flow fields for space-time view synthesis of dynamic scenes. In *CVPR*, pp. 6494–6504, 2021b.
- Lin, C.-H., Ma, W.-C., Torralba, A., and Lucey, S. Barf: Bundle-adjusting neural radiance fields. In *ICCV*, pp. 5721–5731, 2021.
- Lin, Y., Wang, C., Zhai, D., Li, W., and Li, J. Toward better boundary preserved supervoxel segmentation for 3d point clouds. *ISPRS Journal of Photogrammetry and Remote Sensing*, 2018.
- Liu, J.-W., Cao, Y.-P., Mao, W., Zhang, W., Zhang, D. J., Keppo, J., Shan, Y., Qie, X., and Shou, M. Z. Devrf: Fast deformable voxel radiance fields for dynamic scenes. In *NeurIPS*, 2022.
- Liu, Y., Gao, C., Meuleman, A., Tseng, H.-Y., Saraf, A., Kim, C., Chuang, Y.-Y., Kopf, J., and Huang, J.-B. Robust dynamic radiance fields. In *CVPR*, pp. 13–23, 2023.
- Lombardi, S., Simon, T., Saragih, J. M., Schwartz, G., Lehrmann, A. M., and Sheikh, Y. Neural volumes. *ACM TOG*, 38:1 – 14, 2019.
- Luiten, J., Kopanas, G., Leibe, B., and Ramanan, D. Dynamic 3d gaussians: Tracking by persistent dynamic view synthesis. In *3DV*, 2024.
- Mildenhall, B., Srinivasan, P. P., Tancik, M., Barron, J. T., Ramamoorthi, R., and Ng, R. Nerf: Representing scenes as neural radiance fields for view synthesis. In *ECCV*, pp. 405–421, 2020.
- Müller, T., Evans, A., Schied, C., and Keller, A. Instant neural graphics primitives with a multiresolution hash encoding. *ACM TOG*, 41(4):102:1–102:15, July 2022.
- Papon, J., Abramov, A., Schoeler, M., and Wörgötter, F. Voxel cloud connectivity segmentation - supervoxels for point clouds. In *CVPR*, pp. 2027–2034, 2013.
- Park, B. and Kim, C. Point-dynrf: Point-based dynamic radiance fields from a monocular video. In *WACV*, pp. 3171–3181, 2024.
- Park, K., Sinha, U., Barron, J. T., Bouaziz, S., Goldman, D. B., Seitz, S. M., and Martin-Brualla, R. Nerfies: Deformable neural radiance fields. In *ICCV*, pp. 5865–5874, 2021a.
- Park, K., Sinha, U., Hedman, P., Barron, J. T., Bouaziz, S., Goldman, D. B., Martin-Brualla, R., and Seitz, S. M. Hypernerf: A higher-dimensional representation for topologically varying neural radiance fields. *ACM TOG*, 40 (6), 12 2021b.
- Park, S., Son, M., Jang, S., Ahn, Y. C., Kim, J.-Y., and Kang, N. Temporal interpolation is all you need for dynamic neural radiance fields. In *CVPR*, pp. 4212–4221, 2023.
- Pumarola, A., Corona, E., Pons-Moll, G., and Moreno-Noguer, F. D-nerf: Neural radiance fields for dynamic scenes. In *CVPR*, pp. 10313–10322, 2021.
- Schönberger, J. L. and Frahm, J.-M. Structure-from-motion revisited. In *Conference on Computer Vision and Pattern Recognition (CVPR)*, 2016.

- Shao, R., Zheng, Z., Tu, H., Liu, B., Zhang, H., and Liu, Y. Tensor4d: Efficient neural 4d decomposition for high-fidelity dynamic reconstruction and rendering. In *CVPR*, pp. 16632–16642, 2022.
- Song, L., Chen, A., Li, Z., Chen, Z., Chen, L., Yuan, J., Xu, Y., and Geiger, A. Nerfplayer: A streamable dynamic scene representation with decomposed neural radiance fields. *IEEE TVCG*, 29:2732–2742, 2022.
- Tretschk, E., Tewari, A. K., Golyanik, V., Zollhöfer, M., Lassner, C., and Theobalt, C. Non-rigid neural radiance fields: Reconstruction and novel view synthesis of a dynamic scene from monocular video. In *ICCV*, pp. 12939–12950, 2021.
- Wang, P., Liu, Y., Chen, Z., Liu, L., Liu, Z., Komura, T., Theobalt, C., and Wang, W. F²-nerf: Fast neural radiance field training with free camera trajectories. In *CVPR*, pp. 4150–4159, 2023.
- Wang, Y., Wei, Y., Qian, X., Zhu, L., and Yang, Y. Ainet: Association implantation for superpixel segmentation. In *ICCV*, pp. 7058–7067, 2021.
- Wang, Z., Bovik, A. C., Sheikh, H. R., and Simoncelli, E. P. Image quality assessment: from error visibility to structural similarity. *IEEE TIP*, 13:600–612, 2004.
- Wu, G., Yi, T., Fang, J., Xie, L., Zhang, X., Wei, W., Liu, W., Tian, Q., and Xinggang, W. 4d gaussian splatting for real-time dynamic scene rendering. In *CVPR*, 2024.
- Wu, T., Zhong, F., Tagliasacchi, A., Cole, F., and Oztireli, C. D²nerf: Self-supervised decoupling of dynamic and static objects from a monocular video. In *NeurIPS*, 2022.
- Xian, W., Huang, J.-B., Kopf, J., and Kim, C. Space-time neural irradiance fields for free-viewpoint video. In *CVPR*, pp. 9416–9426, 2021.
- Yan, Z., Li, C., and Lee, G. H. NeRF-DS: Neural radiance fields for dynamic specular objects. In *CVPR*, pp. 8285–8295, 2023.
- Yang, F., Sun, Q., Jin, H., and Zhou, Z. Superpixel segmentation with fully convolutional networks. In *CVPR*, pp. 13961–13970, 2020.
- Yang, J., Pavone, M., and Wang, Y. Freenerf: Improving few-shot neural rendering with free frequency regularization. In *CVPR*, pp. 8254–8263, 2023.
- Yang, Z., Gao, X., Zhou, W., Jiao, S., Zhang, Y., and Jin, X. Deformable 3d gaussians for high-fidelity monocular dynamic scene reconstruction. In *CVPR*, 2024.
- Yoon, J. S., Kim, K., Gallo, O., Park, H. S., and Kautz, J. Novel view synthesis of dynamic scenes with globally coherent depths from a monocular camera. In *CVPR*, pp. 5335–5344, 2020.
- Yu, A., Li, R., Tancik, M., Li, H., Ng, R., and Kanazawa, A. Plenotrees for real-time rendering of neural radiance fields. In *ICCV*, pp. 5732–5741, 2021a.
- Yu, A., Ye, V., Tancik, M., and Kanazawa, A. pixelnerf: Neural radiance fields from one or few images. In *CVPR*, pp. 4576–4585, 2021b.
- Zhang, J., Li, X., Wan, Z., Wang, C., and Liao, J. Fdnerf: Few-shot dynamic neural radiance fields for face reconstruction and expression editing. In *SIGGRAPH Asia 2022 Conference Papers*, 2022.
- Zhu, L., She, Q., Zhang, B., Lu, Y., Lu, Z., Li, D., and Hu, J. Learning the superpixel in a non-iterative and lifelong manner. In *CVPR*, pp. 1225–1234, 2021.
- Zwicker, M., Pfister, H., van Baar, J., and Gross, M. H. Ewa volume splatting. *Proceedings Visualization, 2001. VIS '01.*, pp. 29–538, 2001a.
- Zwicker, M., Pfister, H. R., van Baar, J., and Gross, M. H. Surface splatting. *Proceedings of the 28th annual conference on Computer graphics and interactive techniques*, 2001b.

The Appendix provides additional details concerning network training. Additional experimental results are also included, which are omitted from the main paper due to the limited space.

In Section A, we elaborate on additional implementation details of our approach. Section C presents the per-scene quantitative comparisons between our methods and baselines in D-NeRF (Pumarola et al., 2021) dataset, HyperNeRF dataset (Park et al., 2021b), NeRF-DS dataset (Yan et al., 2023) and the NVIDIA Dynamic Scene Dataset (Yoon et al., 2020). In Section D, we offer additional ablation studies of our method.

A. More Implementation Details

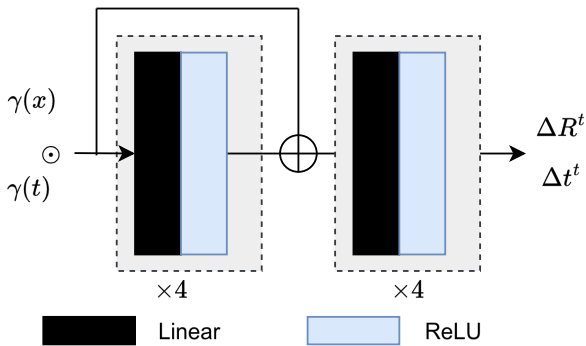


Figure 7: The architecture of deformation network \mathcal{F} . \odot denotes concatenation operation.

As depicted in Fig. 7, superpoint deformation network \mathcal{F} consists of 8-layer MLPs with a hidden dimension of 256, while the non-rigid deformation network \mathcal{G} consists of 4-layer MLPs with a hidden dimension of 64 and ReLU activations. Upon initializing \mathcal{F} and \mathcal{G} , the *weights* and *bias* of last layer are set to 0.

For the D-NeRF dataset, we initialize 3D Gaussians from random point clouds with 10k points. We apply densification and pruning to the 3D Gaussians every 100 iterations, starting from 600 iterations and stopping at 15k iterations. The opacity of 3D Gaussians is reset every 3k iterations until 15k iterations.

Concerning the real-world HyperNeRF Dataset, we utilize colmap to derive camera parameters and colored sparse point clouds. Densification and pruning of 3D Gaussians occur every 1000 iterations, starting from 1000 iterations and stopping at 15k iterations. The opacity of 3D Gaussians is reset every 6k iterations until 15k iterations.

Table 7: Comparison about rendering speed on different devices in D-NeRF dataset.

Method	V100	TITAN Xp	GTX 1060
NeRF-based	< 1	< 1	< 1
D-3D-GS	45.05	30.84	13.44
4D-GS	143.69	134.16	95.01
SP-GS (ours)	227.25	197.90	140.341

Table 8: Comparison about rendering speed on different devices in HyperNeRF dataset.

Method	V100	TITAN Xp	GTX 1060
NeRF-based	< 1	< 1	< 1
D-3D-GS	4.87	4.71	2.00
4D-GS	66.21	58.95	29.03
SP-GS (ours)	117.86	101.58	56.06

B. More about Real Time Rendering

We compare the rendering speed between our SP-GS and other methods on different GPUs (*i.e.* V100, TITAN Xp, GTX 1060). Results are shown in Table 7, Table 8 and Table 9. As can be seen from those tables, our SP-GS can achieve real-time rendering speed of complex scenes on devices with limited computing power (such as GTX 1060), while D-3D-GS cannot achieve real-time rendering.

C. Per Scene Results

C.1. D-NeRF Dataset

On the synthetic D-NeRF dataset, Tab.16 illustrates per-scene quantitative comparisons in terms of PSNR, SSIM, and LPIPS (alex). Our approaches, SP-GS and SP-GS+NG, exhibit superior performance compared to non-Gaussian-Splatting based methods. In comparison to the concurrent work D-3D-GS (Yang et al., 2024), which employs heavy MLPs (8 layers, 256-D) on every single 3D Gaussian and cannot achieve real-time rendering, our results are slightly less favorable.

Tab. 10 elucidates the number of the final 3D Gaussians (*#Gaussians*), the training time (*train*), and the rendering speed (*FPS*) for SP-GS and SP-GS+NG on the D-NeRF dataset. It is evident that a reduced number of Gaussians result in faster training time and rendering speed. Therefore, adjusting hyper-parameters of the "Adaptive Control of Gaussians" (e.g., densify and prune interval, threshold) is a possible way to achieve faster training time and rendering speed. It is worth noting that the training time of SP-GS+NG in table only includes the time of training the NG part, and does not include the training time for SP-GS.

Table 9: Comparison about rendering speed on different devices in NeRF-DS dataset.

Method	V100	TITAN Xp	GTX 1060
NeRF-based	< 1	< 1	< 1
D-3D-GS	15.27	13.13	7.33
SP-GS (ours)	251.70	160.06	90.40

C.2. HyperNeRF Dataset

For the HyperNeRF Dataset, Tab.17 reports the per scene results on *vrig-broom*, *vrig-3dprinter*, *vrig-chichen* and *vrig-peel-banana*. Tab. 11 elucidates the number of the final 3D Gaussians (*#Gaussians*), the training time (*train*), and the rendering speed (*FPS*) for SP-GS and SP-GS+NG on the HyperNeRF Dataset.

Table 10: Training time and rendering speed on the D-NeRF dataset.

scene	#Gaussians	SP-GS		SP-GS+NG	
		Train↓	FPS↑	Train↓	FPS↑
hellwarrior	38k	26m	249.93	+8m	65.54
mutant	181k	79m	210.42	+9m	199.43
hook	135k	60m	230.35	+8m	107.82
bouncingballs	41k	28m	181.77	+9m	154.2
lego	264k	113m	168.89	+16m	45.32
trex	165k	72m	186.65	+11m	91.76
standup	74k	38m	260.34	+8m	155.6
jumpingjack	68k	39m	271.27	+9m	61.13
average	120k	57m	219.95	+8.6m	110.10

Table 11: The train time and rendering speed on the *vrig* HyperNeRF Dataset.

scene	#Gaussians	SP-GS		SP-GS+NG	
		Train↓	FPS↑	Train↓	FPS↑
3D Printer	151K	86m	149.84	+15m	31.41
Broom	565K	329m	107.26	+34m	6.6
Chicken	153K	71m	146.04	+11m	22.24
Peel Banana	404K	180m	68.30	+17m	10.15
average	318K	167m	117.86	+19m	17.6

C.3. NeRF-DS Dataset.

For the NeRF-DS Dataset, Tab.18 reports the per scene results.

C.4. Dynamic Scene Dataset

We further compare our approach against other methods using the NVIDIA Dynamic Scene Dataset (Yoon et al., 2020), which is composed of 7 video sequences. These sequences are captured with 12 cameras (GoPro Black Edition) utiliz-

ing a static camera rig. All cameras concurrently capture images at 12 different time steps. Except for the densify and prune interval, we train our approaches on this dataset using the same configuration as the one employed for the HyperNeRF Dataset. In the initial 15k iterations, we densify 3D Gaussians every 1000 iterations, prune 3D Gaussians every 8000 iterations, and reset opacity every 3000 iterations.

Table 19 presents the results of quantitative comparisons. In comparison to state-of-the-art methods, our approach also exhibits competitive visual quality.

D. Additional Experiments

In this section, we conduct additional experiments to investigate key components and factors utilized in our method, aiming to enhance our understand of the mechanism and illustrate its efficacy.

D.1. The Loss Weights

There are three hyperparameters (*i.e.*, p^c , ΔR^t , and Δt^t) to balance the weights of loss terms. As illustrated in Tab. 12, we conduct experiments to showcase the impact of these hyperparameters. It should be emphasized that $\lambda = 0$ denotes the exclusion of the respective loss term. The results indicate that there is only a minor effect when varying these hyperparameters over a large range (10^1 to 0).

Table 12: Ablation Study of the loss weights on D-NeRF dataset.

λ_{p^c}	10^0	10^{-1}	10^{-2}	10^{-3}	10^{-4}	0
PSNR↑	35.498	35.435	35.521	35.338	35.667	35.350
SSIM↑	0.9808	0.9807	0.9806	0.9810	0.9809	0.9809
LPIPS↓	0.0198	0.0200	0.0208	0.021	0.0202	0.0142
$\lambda_{\Delta t^t}$	10^1	10^0	10^{-1}	10^{-2}	10^{-3}	0
PSNR↑	35.542	35.483	35.379	35.509	35.552	35.551
SSIM↑	0.9819	0.9816	0.9813	0.9813	0.9819	0.9817
LPIPS↓	0.0128	0.0135	0.0130	0.0129	0.0126	0.0129
$\lambda_{\Delta R^t}$	10^1	10^0	10^{-1}	10^{-2}	10^{-3}	0
PSNR↑	35.418	35.431	35.567	35.682	35.315	35.561
SSIM↑	0.9813	0.9813	0.9816	0.9814	0.9813	0.9819
LPIPS↓	0.0138	0.0134	0.0131	0.0134	0.0135	0.0133

D.2. The Model Size

We investigate the impact of the model size of the superpoints deformation network \mathcal{F} . We manipulate the network width (*i.e.*, the dimensions of hidden neurons) and the network depth (*i.e.*, the number of hidden layers), presenting results on the D-NeRF dataset in Table 13. Following NeRF

(Mildenhall et al., 2020), when the network depth exceeds 4, we introduce a skip connection between the inputs and the 5th fully-connected layer. With the exception of the configuration with $width=64$ and $depth=5$, which exhibits diminished performance due to the skip concatenation, the experimental results clearly demonstrate that a larger \mathcal{F} leads to a higher visual quality. Since we only need to predict the deformation of superpoints, increasing the model size will result in only a modest rise in computational expense during training. Therefore, employing a larger superpoints deformation network \mathcal{F} is a viable option to enhance the visual quality of dynamic scenes.

Table 13: Ablation study of the model size of superpoints deformation network \mathcal{F} .

width	depth	PSNR \uparrow	SSIM \uparrow	LIPIS \downarrow
64	1	34.7360	0.9797	0.0152
64	2	35.3632	0.9814	0.0139
64	3	35.5986	0.9818	0.0131
64	4	35.3418	0.9803	0.0142
64	5	27.2319	0.9491	0.0586
64	6	35.4901	0.9813	0.0139
64	7	35.7497	0.9818	0.0130
64	8	35.8021	0.9823	0.0128
128	8	36.1375	0.9838	0.0126
256	8	36.4452	0.9837	0.0123

D.3. Warm-up Train Stage

To train SP-GS model for a dynamic scene, there is a warm up training stage, *i.e.* we do not train the superpoint deformation network \mathcal{F} and apply deformation to Gaussians in the first 3k iterations. The stage will generate a coarse shape, which is important for initialization of superpoints. The quantity results on D-NeRF dataset in Table 14 illustrate the importance of warm up.

Table 14: Ablation study of the warm-up train stage on D-NeRF dataset.

	PSNR	SSIM	LPIPS
w/o warm up	21.56	0.8979	0.1445
w warm-up	37.98	0.9876	0.0164

D.4. Inference

There are two way to rendering images during inference, *i.e.*, using network \mathcal{F} or interpolation. Table 15 demonstrates that two way have almost same visual quality, but the FPS of using \mathcal{F} is lower than the FPS using interpolation, *i.e.* 168.01 vs. 219.95.

Table 15: Ablation study for the ways of inference on D-NeRF dataset. *Lego* is included.

	PSNR	SSIM	LPIPS	FPS
using \mathcal{F} , Eq. 6	36.2281	0.9815	0.0124	168.01
interp, Eq. 8	36.2280	0.9815	0.0124	219.95

Table 16: Pre scene performance on the D-NeRF dataset (Pumarola et al., 2021).

Methods	Hell Warrior			Mutant			Hook			Bouncing Balls		
	PSNR ↑	SSIM ↑	LPIPS ↓	PSNR ↑	SSIM ↑	LPIPS ↓	PSNR ↑	SSIM ↑	LPIPS ↓	PSNR ↑	SSIM ↑	LPIPS ↓
D-NeRF (Pumarola et al., 2021)	24.06	0.9440	0.0707	30.31	0.9672	0.0392	29.02	0.9595	0.0546	38.17	0.9891	0.0323
TiNeuVox (Fang et al., 2022)	27.10	0.9638	0.0768	31.87	0.9607	0.0474	30.61	0.9599	0.0592	40.23	0.9926	0.0416
Tensor4D (Shao et al., 2022)	31.26	0.9254	0.0735	29.11	0.9451	0.0601	28.63	0.9433	0.0636	24.47	0.9622	0.0437
K-Planes (Fridovich-Keil et al., 2023)	24.58	0.9520	0.0824	32.50	0.9713	0.0362	28.12	0.9489	0.0662	40.05	0.9934	0.0322
HexPlane (Cao & Johnson, 2023)	24.24	0.94	0.07	33.79	0.98	0.03	28.71	0.96	0.05	39.69	0.99	0.03
Ti-DNeRF (Park et al., 2023)	25.40	0.953	0.0682	34.70	0.983	0.0226	28.76	0.960	0.0496	43.32	0.996	0.0203
3D-GS (Kerbl et al., 2023)	29.89	0.9143	0.1113	24.50	0.9331	0.0585	21.70	0.8864	0.1040	23.20	0.9586	0.0608
D-3D-GS (Yang et al., 2024)	41.41	0.9870	0.0115	42.61	0.9950	0.0020	37.09	0.9858	0.0079	40.95	0.9953	0.0027
4D-GS (Wu et al., 2024)	28.77	0.9729	0.0241	37.43	0.9874	0.0092	33.01	0.9763	0.0163	40.78	0.9942	0.0060
SP-GS (ours)	40.19	0.9894	0.0066	39.43	0.9868	0.0164	35.36	0.9804	0.0187	40.53	0.9831	0.0326
SP-GS+NG(ours)	39.01	0.9938	0.0043	41.02	0.9890	0.0112	35.35	0.9827	0.0138	41.65	0.9762	0.0278

Methods	Lego			T-Rex			Stand Up			Jumping Jacks		
	PSNR ↑	SSIM ↑	LPIPS ↓	PSNR ↑	SSIM ↑	LPIPS ↓	PSNR ↑	SSIM ↑	LPIPS ↓	PSNR ↑	SSIM ↑	LPIPS ↓
D-NeRF (Pumarola et al., 2021)	25.56	0.9363	0.0821	30.61	0.9671	0.0535	33.13	0.9781	0.0355	32.70	0.9779	0.0388
TiNeuVox (Fang et al., 2022)	26.64	0.9258	0.0877	31.25	0.9666	0.0478	34.61	0.9797	0.0326	33.49	0.9771	0.0408
Tensor4D (Shao et al., 2022)	23.24	0.9183	0.0721	23.86	0.9351	0.0544	30.56	0.9581	0.0363	24.20	0.9253	0.0667
K-Planes (Fridovich-Keil et al., 2023)	28.91	0.9695	0.0331	30.43	0.9737	0.0343	33.10	0.9793	0.0310	31.11	0.9708	0.0468
TI-DNeRF (Park et al., 2023)	25.33	0.943	0.0413	33.06	0.982	0.0212	36.27	0.988	0.0159	35.03	0.985	0.0249
HexPlane (Cao & Johnson, 2023)	25.22	0.94	0.04	30.67	0.98	0.03	34.36	0.98	0.02	31.65	0.97	0.04
3D-GS (Kerbl et al., 2023)	23.04	0.9288	0.0521	21.91	0.9536	0.0552	21.91	0.9299	0.0893	20.64	0.9292	0.1065
D-3D-GS (Yang et al., 2024)	24.91	0.9426	0.0299	37.67	0.9929	0.0041	44.30	0.9947	0.0031	37.59	0.9893	0.0085
4D-GS (Wu et al., 2024)	25.04	0.9362	0.0382	33.61	0.9828	0.0136	38.11	0.9896	0.0072	35.44	0.9853	0.0127
SP-GS (ours)	24.48	0.9390	0.0331	32.69	0.9861	0.0243	42.07	0.9926	0.0096	35.56	0.9950	0.0069
SP-GS+NG (ours)	28.58	0.9518	0.0331	34.47	0.9839	0.0182	42.12	0.9925	0.0065	34.32	0.9959	0.0064

Table 17: Per scene quantitative comparisons on the HyperNeRF (Park et al., 2021b) dataset.

Methods	Broom			3D Printer			Chicken			Peel banana			Mean		
	PSNR ↑	MS-SSIM ↑	LPIPS ↓	PSNR ↑	MS-SSIM ↑	LPIPS ↓	PSNR ↑	MS-SSIM ↑	LPIPS ↓	PSNR ↑	MS-SSIM ↑	LPIPS ↓	PSNR ↑	MS-SSIM ↑	LPIPS ↓
NeRF (Mildenhall et al., 2020)	19.9	0.653	0.692	20.7	0.780	0.357	19.9	0.777	0.325	20.0	0.739	0.413	20.1	0.735	0.424
NV (Lombardi et al., 2019)	17.7	0.623	0.360	16.2	0.665	0.330	17.6	0.615	0.336	15.9	0.380	0.413	16.9	0.571	-
NSFF (Li et al., 2021b)	26.1	0.871	0.284	27.7	0.947	0.125	26.9	0.944	0.106	24.6	0.902	0.198	26.3	0.916	-
Nerfies (Park et al., 2021a)	19.2	0.567	0.325	20.6	0.830	0.108	26.7	0.943	0.0777	22.4	0.872	0.147	22.2	0.803	-
HyperNeRF (Park et al., 2021b)	19.3	0.591	0.296	20.0	0.821	0.111	26.9	0.948	0.0787	23.3	0.896	0.133	22.4	0.814	-
TiNeuVox-S (Fang et al., 2022)	21.9	0.707	-	22.7	0.836	-	27.0	0.929	-	22.1	0.780	-	23.4	0.813	-
TiNeuVox-B (Fang et al., 2022)	21.5	0.686	-	22.8	0.841	-	28.3	0.947	-	24.4	0.873	-	24.3	0.837	-
NDVG (Guo et al., 2022)	22.4	0.839	-	21.5	0.703	-	27.1	0.939	-	22.8	0.828	-	23.3	0.823	-
TI-DNeRF (Park et al., 2023)	20.48	0.685	-	20.38	0.678	-	21.89	0.869	-	28.87	0.965	-	24.35	0.866	-
NeRFPlayer (Song et al., 2022)	21.7	0.635	-	22.9	0.810	-	26.3	0.905	-	24.0	0.863	-	23.7	0.803	-
3D-GS (Kerbl et al., 2023)	19.74	0.4949	0.3745	19.26	0.6686	0.4281	22.51	0.7954	0.3307	19.54	0.6688	0.2339	20.26	0.6569	0.3418
4D-GS (Wu et al., 2024)	22.01	0.6883	0.5448	21.98	0.8038	0.2763	27.58	0.9333	0.1468	28.52	0.9254	0.198	25.02	0.8377	0.2915
SP-GS (ours)	20.07	0.6004	0.3430	24.31	0.8719	0.2312	30.81	0.9550	0.1262	27.23	0.9341	0.1286	25.61	0.8404	0.2073
SP-GS+NR (ours)	22.76	0.7794	0.2812	24.88	0.8836	0.2100	31.47	0.9609	0.1122	28.01	0.9442	0.1186	26.78	0.8920	0.1805

Table 18: Quantitative comparison on NeRF-DS dataset (Yan et al., 2023) pre-scene. LPIPS use the VGG network.

Method	Sieve			Plate			Bell			Press		
	PSNR↑	MS-SSIM↑	LPIPS↓	PSNR↑	MS-SSIM↑	LPIPS↓	PSNR↑	MS-SSIM↑	LPIPS↓	PSNR↑	MS-SSIM↑	LPIPS↓
TiNeuVox	21.49	0.8265	0.3176	20.58	0.8027	0.3317	23.08	0.8242	0.2568	24.47	0.8613	0.3001
HyperNeRF	25.43	0.8798	0.1645	18.93	0.7709	0.2940	23.06	0.8097	0.2052	26.15	0.8897	0.1959
NeRF-DS	25.78	0.8900	0.1472	20.54	0.8042	0.1996	23.19	0.8212	0.1867	25.72	0.8618	0.2047
3D-GS	23.16	0.8203	0.2247	16.14	0.6970	0.4093	21.01	0.7885	0.2503	22.89	0.8163	0.2904
D-3D-GS	25.01	0.867	0.1509	20.16	0.8037	0.2243	25.38	0.8469	0.1551	25.59	0.8601	0.1955
SP-GS(ours)	25.62	0.8651	0.1631	18.91	0.7725	0.2767	25.20	0.8430	0.1704	24.34	0.846	0.2157
SP-GS+NG(ours)	25.39	0.8599	0.1667	19.81	0.7849	0.2538	24.97	0.8421	0.1782	24.93	0.861	0.2073

Method	Cup			As			Basin			Mean		
	PSNR↑	MS-SSIM↑	LPIPS↓	PSNR↑	MS-SSIM↑	LPIPS↓	PSNR↑	MS-SSIM↑	LPIPS↓	PSNR↑	MS-SSIM↑	LPIPS↓
TiNeuVox	19.71	0.8109	0.3643	21.26	0.8289	0.3967	20.66	0.8145	0.2690	21.61	0.8234	0.2766
HyperNeRF	24.59	0.8770	0.1650	25.58	0.8949	0.1777	20.41	0.8199	0.1911	23.45	0.8488	0.1990
NeRF-DS	24.91	0.8741	0.1737	25.13	0.8778	0.1741	19.96	0.8166	0.1855	23.60	0.8494	0.1816
3D-GS	21.71	0.8304	0.2548	22.69	0.8017	0.2994	18.42	0.7170	0.3153	20.29	0.7816	0.2920
D-3D-GS	24.54	0.8848	0.1583	26.15	0.8816	0.1829	19.61	0.7879	0.1897	23.78	0.8474	0.1795
SP-GS(ours)	24.43	0.8823	0.1728	24.44	0.8626	0.2255	19.09	0.7627	0.2189	23.15	0.8335	0.2062
SP-GS+NG(ours)	23.66	0.8738	0.1853	25.16	0.8650	0.2246	19.36	0.7667	0.2429	23.33	0.8362	0.2084

Table 19: Quantitative results on NVIDIA Dynamic Scene dataset (Yoon et al., 2020).

Methods	Jumping			Skating			Truck			Umbrella		
	PSNR↑	SSIM↑	LPIPS↓	PSNR↑	SSIM↑	LPIPS↓	PSNR↑	SSIM↑	LPIPS↓	PSNR↑	SSIM↑	LPIPS↓
NeRF (Mildenhall et al., 2020)+time	16.72	0.42	0.489	19.23	0.46	0.542	17.17	0.39	0.403	17.17	-	0.752
D-NeRF (Pumarola et al., 2021)	21.0	0.68	0.21	20.8	0.62	0.35	22.9	0.71	0.15	-	-	-
NR-NeRF (Tretschk et al., 2021)	19.38	0.61	0.295	23.29	0.72	0.234	19.02	0.44	0.453	19.26	-	0.427
HyperNeRF (Park et al., 2021b)	17.1	0.45	0.32	20.6	0.58	0.19	19.4	0.43	0.21	-	-	-
TiNeuVox (Fang et al., 2022)	19.7	0.60	0.26	21.9	0.68	0.16	22.9	0.63	0.19	-	-	-
NSFF (Li et al., 2021b)	24.12	0.80	0.144	28.90	0.88	0.124	25.94	0.76	0.171	22.58	-	0.302
DVS (Gao et al., 2021)	23.23	0.83	0.144	28.90	0.94	0.124	25.78	0.86	0.134	23.15	-	0.146
RoDynRF (Liu et al., 2023)	25.66	0.84	0.071	28.68	0.93	0.040	29.13	0.89	0.063	24.26	-	0.063
Point-DynRF (Park & Kim, 2024)	23.6	0.90	0.14	29.6	0.96	0.04	28.5	0.94	0.08	-	-	-
SP-GS (ours)	22.13	0.7484	0.4675	29.21	0.9079	0.2360	27.38	0.8401	0.1898	24.88	0.6568	0.3231
SP-GS+NG(ours)	23.41	0.8104	0.3267	29.54	0.9124	0.2323	27.62	0.8440	0.1860	25.18	0.6617	0.3200

Methods	Balloon1			Balloon2			Playground			Avg		
	PSNR↑	SSIM↑	LPIPS↓	PSNR↑	SSIM↑	LPIPS↓	PSNR↑	SSIM↑	LPIPS↓	PSNR↑	SSIM↑	LPIPS↓
NeRF (Mildenhall et al., 2020)+time	17.33	0.40	0.304	19.67	0.54	0.236	13.80	0.18	0.444	17.30	0.40	0.453
D-NeRF (Pumarola et al., 2021)	18.0	0.44	0.28	19.8	0.52	0.30	19.4	0.65	0.17	20.4	0.59	0.24
NR-NeRF (Tretschk et al., 2021)	16.98	0.34	0.225	22.23	0.70	0.212	14.24	0.19	0.336	19.20	0.50	0.330
HyperNeRF (Park et al., 2021b)	12.8	0.13	0.56	15.4	0.20	0.44	12.3	0.11	0.52	16.3	0.32	0.37
TiNeuVox (Fang et al., 2022)	16.2	0.34	0.37	18.1	0.41	0.29	12.6	0.14	0.46	18.6	0.47	0.29
NSFF (Li et al., 2021b)	21.40	0.69	0.225	24.09	0.73	0.228	20.91	0.70	0.220	23.99	0.76	0.205
DVS (Gao et al., 2021)	21.47	0.75	0.125	25.97	0.85	0.059	23.65	0.85	0.093	24.74	0.85	0.118
RoDynRF (Liu et al., 2023)	22.37	0.76	0.103	26.19	0.84	0.054	24.96	0.89	0.048	25.89	0.86	0.065
Point-DynRF (Park & Kim, 2024)	21.7	0.88	0.12	26.2	0.92	0.06	22.2	0.91	0.09	25.3	0.92	0.08
SP-GS (ours)	24.36	0.8783	0.1802	29.65	0.9059	0.0965	22.29	0.7721	0.2338	25.70	0.8156	0.2467
SP-GS+NG(ours)	24.96	0.8811	0.1808	26.31	0.7882	0.2291	20.28	0.7453	0.3488	25.33	0.8062	0.2605