

# On the Effects of Data Scale on Computer Control Agents

Wei Li<sup>1</sup>, William Bishop<sup>1</sup>, Alice Li<sup>1</sup>, Chris Rawles<sup>1</sup>, Folawiyo Campbell-Ajala<sup>1</sup>,  
Divya Tyamagundlu<sup>2</sup>, and Oriana Riva<sup>1</sup>

<sup>1</sup>*Google DeepMind*  
<sup>2</sup>*Google*

## Abstract

Autonomous agents that control computer interfaces to accomplish human tasks are emerging. Leveraging LLMs to power such agents has been of special interest, but unless fine-tuned on human-collected task demonstrations, performance is still relatively low. In this work we study whether fine-tuning alone is a viable approach for building real-world computer control agents. To this end we collect and release a new dataset, ANDROIDCONTROL, consisting of 15,283 demonstrations of everyday tasks with Android apps. Compared to existing datasets, each ANDROIDCONTROL task instance includes both high and low-level human-generated instructions, allowing us to explore the level of task complexity an agent can handle. Moreover, ANDROIDCONTROL is the most diverse computer control dataset to date, including 15,283 unique tasks over 833 Android apps, thus allowing us to conduct in-depth analysis of the model performance in and out of the domain of the training data. Using the dataset, we find that when tested in domain fine-tuned models outperform zero and few-shot baselines and scale in such a way that robust performance might feasibly be obtained simply by collecting more data. Out of domain, performance scales significantly more slowly and suggests that in particular for high-level tasks, fine-tuning on more data alone may be insufficient for achieving robust out-of-domain performance.

## 1 Introduction

Recent work has studied how large language models (LLMs) can be leveraged to build computer control agents [17, 42, 38, 16, 6] that accomplish human tasks by interacting with a computer environment. These agents perceive the state of the computer by observing its screen (from screenshots or application UI trees), and generate actions (click, type, scroll, etc.) that are executed through the computer’s user interface. Tasks, specified in natural language, can range from configuring device settings and sending emails, to navigating shopping websites and planning a trip.

While progress is rapidly advancing, absolute performance of computer control agents that leverage pre-trained LLMs without fine-tuning on task demonstrations is still relatively low. When tested in real-world environments, where agents control everyday applications and websites, recently-reported task success rates range from 12% on desktop applications [37] to 46% on mobile applications [3]. In contrast, agents that leverage models fine-tuned for task execution [24, 9], achieve even 80% [9] success rate, when tested on websites and tasks similar to what they are trained on.

While the pattern of collecting new datasets and fine-tuning show promise, there are at least two important unanswered questions. First, to the best of our knowledge no prior work has examined the question of scaling: how much data must be collected in order to obtain a given performance level with fine-tuned models. This question is particularly important because human demonstrations of

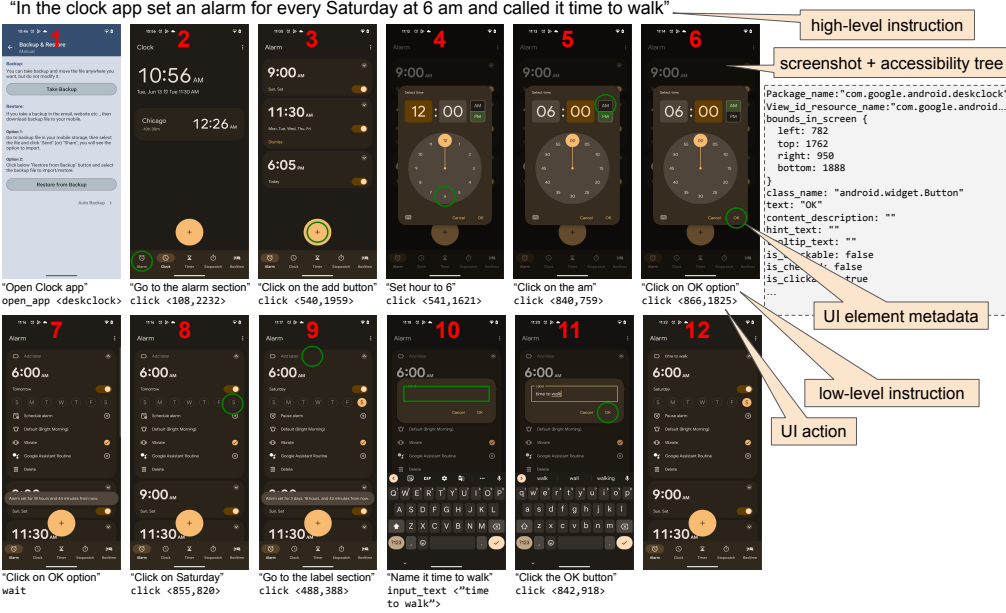


Figure 1: An example task demonstration contained in ANDROIDCONTROL. Green circles/rectangles highlight the action on the screen. Red numbers are added only for illustration purposes.

computer interactions for fine-tuning are time consuming and expensive to collect. Understanding how performance scales, both in domain and out of the domain of the collected demonstrations (unseen tasks and unseen applications), is important for determining whether fine-tuning alone is a viable path towards deploying computer control agents in the real world. Therefore, one of the main goals of this work is to rigorously quantify how performance of fine-tuned agents scales, both in and out of domain, as the amount of data used for fine-tuning is increased.

Second, it is not clear the level of task complexity fine-tuning might be fruitfully applied to. Conceptually, computer control agents must both decompose a high-level goal into a set of small atomic actions and execute (“ground”) those actions in a device screen. While the high-level reasoning with LLMs, required for determining how to accomplish high-level goals, is still an open problem in artificial intelligence [34, 33, 41, 44, 18, 40, 35], the set of low-level actions (clicking, typing, etc...) required to execute tasks are more constrained, and general agents capable of robust grounding across domains might be approachable via fine-tuning. Therefore, a second goal of this work is to quantify the scaling of fine-tuning for agents performing both high-level and low-level tasks.

Rigorously quantifying scaling in these ways requires a carefully constructed dataset. To this end, we introduce ANDROIDCONTROL, a large-scale dataset of 15,283 demonstrations of tasks performed by humans in Android apps. Figure 1 shows an example data sample. Compared to existing datasets [6, 26], for every task ANDROIDCONTROL provides both the high- and low-level human-generated instructions describing it. This is essential to investigate the level of task complexity a model can handle and also provides richer supervision during training. ANDROIDCONTROL is also the most diverse UI control dataset that exists today, including 15,283 unique tasks over 833 different Android apps, thus allowing us to generate multiple test splits for measuring performance in and out of domain. As a resource to the community, we make ANDROIDCONTROL publicly available.<sup>1</sup>

Overall, we make the following contributions: (i) we collect and release ANDROIDCONTROL, a new computer control dataset whose size, structure and diversity advances previous datasets, (ii) we use ANDROIDCONTROL to quantify how fine-tuning with demonstrations scales when applied to both low- and high-level tasks and to tasks in and out of the domain of the training data, and (iii) we compare fine-tuning to various zero-shot and few-shot baselines, finding that fine-tuning scales favorably in domain, but out of domain, it requires one or two orders of magnitude more data to obtain robust performance on high-level tasks, suggesting that additional approaches may be beneficial for obtaining agents which robustly perform out-of-domain high-level tasks.

<sup>1</sup>[https://github.com/google-research/google-research/tree/master/android\\_control](https://github.com/google-research/google-research/tree/master/android_control)

Dataset	Platform	# Human demos	# Unique instr.	# Apps or websites	# Task steps	UI tree?	Screen?	High-level instr.	Low-level instr.
MiniWoB++ [30]	Web (synthetic)	17,971	100	114	2.3	✓	✗	✗	✓
WebShop [39]	Web	1,566	1,566	1	11.3	✗	✓	✓	✗
UIBert [2]	Android	16,660	-	-	1.0	✓	✓	✗	✓
PixelHelp [21]	Android	187	187	4	4.2	✓	✗	✓	✓
UGIF [32]	Android	523	523	12	5.3	✓	✓	✓	✓
MoTIF [5]	Android	4,707	276	125	4.5	✓	✓	✓	✓
Mind2Web [6]	Web	2,350	2,350	137	7.3	✓	✓	✓	✗
AitW [26]	Android	715,142	30,378	357	6.5	✗	✓	✓	✗
WebVoyager [11]	Web	643	643	15	-	✓	✓	✓	✗
WebLINX [23]	Web	2,337	2,377	155	43.0	✓	✓	✓	✗
<b>ANDROIDCONTROL</b>	Android	15,283	15,283	833	4.8	✓	✓	✓	✓

Table 1: Comparison of ANDROIDCONTROL to existing datasets. We consider device platform, size (as number of task demonstrations), diversity (as number of unique task instructions and apps/websites), average number of steps in a task, how the UI state is captured (UI tree vs. screenshot), and whether tasks are described through high-level instructions or sequences of low-level commands.

## 2 Related work

**Computer control datasets** Table 1 compares ANDROIDCONTROL to existing computer control datasets. The structure of these datasets is similar. They consist of a natural language task description and a human-recorded demonstration, in the form of a sequence of UI actions (click, type, swipe, etc.) and associated UI states. What differentiates these datasets is mainly whether they are single-step (as in grounding referring expressions datasets like UIBert [2]), whether the task description is expressed as a high-level goal or as a sequence of low-level step instructions, and how the UI state is represented (screenshot vs. UI tree). Three features make ANDROIDCONTROL unique. First, for every task, it contains both low-level and high-level instructions generated by human annotators. While a few other datasets contain both these types of annotation, their low-level instructions are either synthetically generated (as in MoTIF [5]) or are limited to one action type (only click actions [21, 32]). In addition to bringing richer language supervision during training, the availability of human-generated low-level instructions allows us to test computer control agents on different levels of task complexity. Second, if we consider the number of unique task instructions and the number of human demonstrations, ANDROIDCONTROL is the second-largest dataset to date, second only to AitW [26]. However, AitW does not contain application UI trees, thus making the UI state representations incomplete, and despite its size it covers a much smaller set of apps. The diversity of task scenarios present in ANDROIDCONTROL is in fact its third differentiating feature: ANDROIDCONTROL includes tasks from 833 different Android apps, 6 times more than popular datasets like Mind2Web [6] and 2 times more than AitW. This diversity makes ANDROIDCONTROL optimal for realistic, out-of-domain analysis. Note that Mind2Web also provides out-of-domain splits but given its smaller size (2,350 tasks over 137 websites, with a train split of 1k demonstrations) is not suitable for a scaling analysis.

In addition to the datasets listed in Table 1, recent work proposes interactive testing environments for computer control agents [30, 45, 17, 37, 27] where the environment provides the agents with reward signals. These environments are designed for online testing and are limited to no more than 20 applications or websites. The only exception is MiniWoB [30] for which task demonstrations have been collected, but the environment consists of much simplified, synthetic websites.

**Computer control agents** Early computer control agents were trained from scratch using behavioural cloning [14] or reinforcement learning [22, 10]. Current computer agents use pre-trained LLMs and multimodal models. One line of work prompts LLMs in a zero-shot or few-shot regime [38, 26, 11, 17, 16, 43]. Another line of work relies on fine-tuning which is applied end to end [24] or to build specific model capabilities, such as identifying the interactable UI elements in a webpage [42, 9, 6]. To name a few, SeeAct [42], which we use in our evaluation, is a web agent that leverages large multimodal models to understand text and visual elements on webpages. The best-performing SeeAct agent relies on a fine-tuned cross-encoder model to select candidates web elements for interaction. WebGPT [24] fine-tunes GPT-3 to learn to use a web browser. WebAgent [9] pre-trains a T5 model to extract HTML snippets and leverages Flan-U-PaLM to generate Python code to control a web environment. Synapse [43] introduces a trajectory-as-exemplar prompting method where memory of previous interactions allows the agent to perform complex, multi-step tasks.

**Domain generalization** As evidenced by various LLM studies [4, 15, 12], scaling model and data size for the training leads to steady improvements in domain generalization. On the other hand, when transferring a pre-trained model to a downstream task through fine-tuning, while in-distribution performance improves, a reduction in the robustness to distribution shifts is observed [19, 36, 1]. In this work, we empirically study how scaling data size in fine-tuning affects in-domain and out-of-domain performance of computer control agents. While prior work has tested computer agents using out-of-domain test splits [6, 5], to the best of our knowledge a data scale analysis has not been conducted. To minimize training cost and to maintain the out-of-domain generalization, we evaluate also the option of not fine-tuning, by evaluating multiple zero-shot and few-shot baselines.

### 3 The ANDROIDCONTROL dataset

The collection of the ANDROIDCONTROL dataset is motivated by our dual goal of studying (i) how scaling data size for fine-tuning UI control models affects in-domain and out-of-domain performance, and (ii) the level of task complexity these fine-tuned models can be effective for.

#### 3.1 Data collection

We collect ANDROIDCONTROL using crowdsourcing over the course of a year. The data collection starts by giving crowdworkers generic feature descriptions for apps from 40 different categories (Figure 2). These descriptions are generated using LLMs (e.g., "in a note taking app you can create a new note with details"). Then, we ask crowdworkers to instantiate each feature description into one or multiple tasks involving apps of their choice.

By allowing annotators to use any app of their choice we succeed in collecting a largely-varied dataset encompassing 833 Android apps, including Google apps (Settings, Gmail, Google Maps, etc.), high-trend apps (e.g., Amazon, Booking.com, Kayak, Spotify, etc.) as well as less-popular or regional apps. This is important because high-popularity apps tend to include well-annotated accessibility trees and have more user-friendly interfaces, thus possibly facilitating the agent’s task. We confirm this assumption by analyzing the performance of some of our tested agents on Google apps and non-Google apps (see results in Section E.5 in the Appendix).

During collection of a demonstration, annotators first provide a high-level description of a task in natural language (e.g., "Add an alarm to wake me up on Saturday mornings at 6am"). We ask annotators to make the descriptions detailed enough to be interpretable without any ambiguity. We also instruct them to always include the name of the target app in the task description, unless obvious (e.g., Google first-party apps such Clock or Settings). By doing so, the collected data can enable us to test memory-less, single-turn agent interactions.

In order to collect interaction traces, each annotator is provided with a setup that includes a physical Android phone (Google Pixel with Android 8.0 or higher) installed with a companion Android app that in turn connects to a web app running on a desktop Chrome browser. Annotators control the phone through the web app, using the WebUSB protocol and Android Debug Bridge (ADB). The web app provides annotators with controls to perform actions on the phone and observe their outcome. An annotator can select from the following set of UI actions to perform on the phone: click, long\_press, input\_text, scroll, navigate\_home, navigate\_back, open\_app and wait (see Table 2). For each action, applicable metadata such as touch coordinates, target elements, entered text, and timing information are automatically appended to the interaction trace (see Appendix B for more details). Annotators are instructed to avoid performing actions that are unnecessary or unrelated to the task. After an action is executed, a real-time screenshot of the phone’s display is shown to the annotator and added to the interaction trace. This enables the annotator to completely operate their phone through the web app. Before executing each action, the annotator is asked to type in a short natural language description

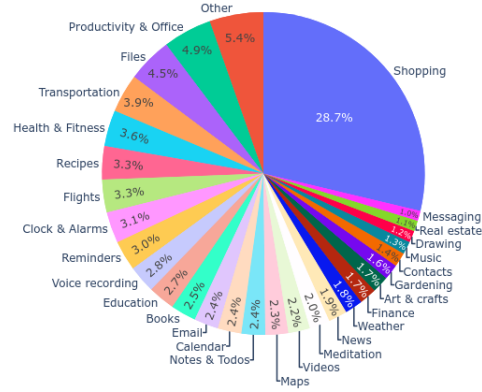


Figure 2: Distribution of the app categories that compose ANDROIDCONTROL.

click <elem>	Click the center of the specified element.
long_press <elem>	Long press the center of the specified element.
input_text <text>	Type the specified text.
scroll <direction>	Scroll in the specified direction.
navigate_home	Go to the home screen.
navigate_back	Go back to the previous app screen.
open_app <app>	Launch the specified app.
wait	Wait until the next observation is received.

Table 2: Actions captured in ANDROIDCONTROL.

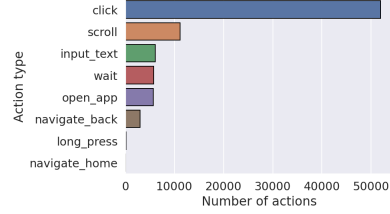


Figure 3: Action distribution

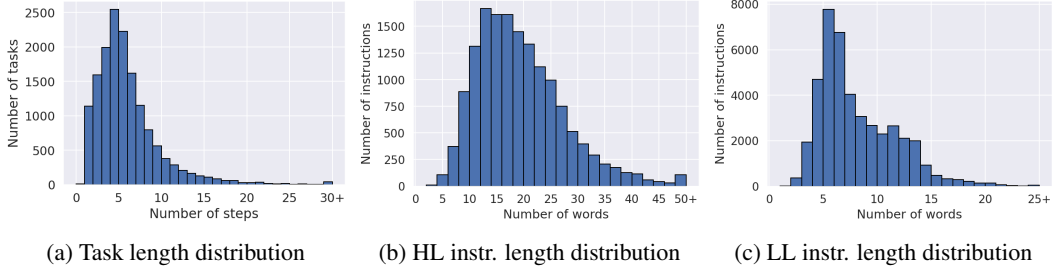


Figure 4: Dataset statistics.

of the action they are about to take ("add a new alarm", "set the hours to 6", etc.), as if they were instructing someone to execute that action. These are also incorporated into the interaction trace and make up the low-level instructions in the dataset. If annotators realize the task is not feasible because of an unsupported functionality in the app or because of an error they tag the trace as infeasible or failed, respectively. Otherwise, it is tagged as successful.

Overall, this data collection involved 20 annotators. Each annotator went through a training process of several weeks. To maximize the diversity of the task demonstrations, in the last 4 months of the data collection we asked annotators to impersonate 20 different personas. Persona profiles are generated using an LLM prompted with detailed ranging from name, address, occupation, hobbies to upcoming week-end plans, family relationships, and typical day schedule.

### 3.2 Dataset statistics

Data statistics about ANDROIDCONTROL are summarized in Table 1. In addition, Figures 3 and 4 report distributions of UI actions, task lengths, and lengths of high and low level instructions. The task length distribution (Figure 4a), measured as number of steps required to complete the task, shows that tasks are of moderate length (between 1 and 13 steps for the 5th to 95th percentile, respectively). Lengths of high-level (HL) instructions fall between 8 and 34 words for the 5th and 95th percentile, and low-level (LL) instructions are between 3 and 14 words for the 5th and 95th percentile.

### 3.3 Dataset splits

We create a train, a validation and 4 test splits whose number of task demonstrations (episodes) and characteristics are detailed in Table 3. In order to measure how performance scales in domain and out of the domain of the collected data, we create the following test sub-splits: 1) *in domain data (IDD)*: randomly pulled episodes from the same distribution as the training data; 2) *unseen-app*: a test split using apps not present in the train split; 3) *unseen-task*: a test split with tasks not present in the train split; and 4) *unseen-category*: a test split with apps from categories not present in the train split. Note that the test splits may contain overlapping episodes. For example, episodes in the unseen-category split will also be in the unseen-app and unseen-tasks splits.

Table 3: Details on ANDROIDCONTROL train, validation and test splits. For every split, we report number of episodes, step actions, unique apps, app categories, and UI elements per screen.

Split	Sub-splits	# Episodes	# Step actions	# Apps	# Categories	Avg. # elements per screen
Train	-	13,604	74,722	769	39	222.2
Val	-	137	690	99	29	214.4
Test	IDD	721	3,897	296	35	221.5
	App-unseen	631	3,475	64	12	185.4
	Task-unseen	803	4,464	90	12	181.6
	Category-unseen	700	3,891	68	4	184.7

## 4 Experiments and results

In order to test the impact of data scale and task complexity on transfer performance in domain and out of domain, we conduct experiments in which we train on different amounts of the data in the ANDROIDCONTROL’s training set. We also test zero-shot and few-shot methods.

### 4.1 Agent implementation

We implement a computer control agent for Android. The agent receives task instructions expressed in natural language. It observes the environment (the device) by deriving textual representations of the screen directly from the Android accessibility tree. The screen representation lists the on-screen UI elements. Each element is described according to the following attributes: type, text, content description, bounding boxes and various state tags (e.g., clickable, scrollable, focused, checked). As mobile UI screens may contain hundreds of UI elements (200 on average in ANDROIDCONTROL, Table 3), we pre-process the screen representations to include only UI elements that have a non-empty text description or UI elements of critical types (switch and edit). This process facilitates the agent’s task and reduces the input’s size. Note that our agent implementation does not directly leverage the page screenshot. While recent work explores how to infer screen representations from raw screens [17], best performance is still reported when using accessibility trees or HTML [37, 42, 27]. We expect the general trends we observe will hold true for multimodal language models.

During execution, the agent maintains a history over the previous steps. To avoid excessively large inputs, in the agent’s input we include the screen description of only the current screen but append a history of the previously executed actions. In contrast to the action prediction output that locates UI elements by absolute coordinates, an action in the history is described in a self-contained manner, using its textual description and without any external reference.

The agent predicts an action among a set of candidate actions. The set of available actions matches the actions defined by ANDROIDCONTROL (Table 2) with two main changes. We add a terminate action which the agent predicts when it deems the task complete or infeasible. As this action is not originally provided in the dataset, for training purposes, we artificially insert it at the end of every episode (see Appendix D.1). For efficiency reasons, as in prior work [20], the input\_text action is modified to include also the preceding click action necessary to set focus on the target element. The agent predicts the action type and any required arguments for the action, specifically the target UI element for a click action, the text to be typed and the target element for a typing action, the name of an app to open, the direction of a scroll, etc. For an example of screen representation, a summary of the agent’s action space, and more details on the agent implementation please refer to Appendix C.

### 4.2 Experimental setup

The LLMs we experiment with include PaLM-2L [8], PaLM-2S [8], Gemini 1.5 Pro [7], GPT-4 and GPT-4 Turbo [25]. We set the temperature to zero for all models to obtain more deterministic responses. To limit compute, we perform fine-tuning only with PaLM-2S, and adopt the parameter efficient tuning approach of LoRA [13]. We set the LoRA rank to 4 when fine-tuning with small amounts of data (< 10k episodes), while switch to a rank of 64 when using more episodes. For few-shot experiments we use Gemini 1.5 Pro which provides a context window of 1M tokens.

We create SeqIO [28] tasks to extract data points from ANDROIDCONTROL and to generate prompts and target outputs (more details in Appendix D.1). We setup two SeqIO tasks: (i) SeqIO HL (high-

level) where only a high-level instruction is included in the prompt, and (ii) SeqIO LL (low-level) where both a low-level instruction and its corresponding high-level instruction are included. This second task emulates the use case where an LLM is used for decomposing high-level instructions into a sequence of low-level commands and another LLM, which is used for grounding, may improve performance by having access to the context of the high-level command. In addition to the NL instruction(s), each data point contains the textual description of the start screen, the history of performed actions, and the ground-truth action. Through these two SeqIO tasks, we investigate how a model performs on simpler (LL) or harder (HL) task instructions.

To reduce LLM costs, some zero-shot and all few-shot evaluations are done on a subset of the test split of ANDROIDCONTROL, *Random-500*, that contains 500 random step actions from the full test split and has a similar sub-split distribution. We verified through experiments that results on Random-500 are a good approximation of the results on the full test split (Appendix E.3).

**Zero-shot** We test four zero-shot methods. (i) We use the AitW [26] prompt, specifically designed for Android and the PaLM model, without any modifications. (ii) We adapt the best-performing SeeAct [42] variant ("choice") which grounds actions via textual choices. SeeAct was originally designed for GPT-4V for web navigation tasks. At each step, SeeAct queries the LLM twice. In the first query, it analyzes the state and performs reasoning. Then, in the second query, it asks the LLM to select an action from multiple choices. We use the SeeAct prompt by Rawles et al. [27] adapted to work on mobile and to take textual representations of Android screens as input. (iii) We evaluate the text-only version of M3A [27] that combines ReAct-style [41] and Reflexion-style [31] prompting. (iv) Finally, we test a zero-shot prompt (implementation in Appendix D.2.2) of the same form we use with our agent described above. This allows us to measure performance of a base model for our agent without any fine-tuning. This prompt emphasizes the use of a screen description composed of UI elements, hence the name ER (Element Representations). Note that with the exception of ER, which we ran with all 4 base models, to limit prompt sensitivity [29], we ran the other prompts with the model family they were originally designed for.

**Few-shot and LoRA-tuned models** When evaluating few-shot on HL instructions, samples drawn from the HL SeqIO task are used in the prompt. When testing on LL instructions, samples from the LL SeqIO task are included. For convenience, LoRA-tuned models are trained on a mixture of both the LL and HL SeqIO tasks as we found training on the two SeqIO tasks separately or in a mixture to achieve similar accuracy (see Appendix E.2). Best model checkpoints are selected using the validation split. We use the simple ER prompt for few-shot and LoRA-tuned models.

**Scaling analysis** To conduct the scaling analysis, we vary the number of samples included in the prompt of few-shot (FS) techniques or in the training set of LoRA-tuned (LT) models. We randomly sample episodes from the SeqIO tasks using the following sample sizes: 5, 10, 100, 1k, 10k, and all (13,604) episodes. For few-shot only, to make the prompts more varied, we sample an equivalent number of step-examples from different episodes.

**Metrics** As in prior work [42, 26], as our evaluation metric we adopt step-wise accuracy, which measures the success of each task step. A step is successful if the predicted action and arguments (target element and text, if present) are correct. We adopt a relaxed metric that considers equivalent actions in additions to exact matches as successful (see Appendix D.3 for details).

### 4.3 In-domain performance

We start by evaluating zero-shot, few-shot and LoRA-tuned methods in domain. Table 4 reports the step-wise accuracy performance on the IDD sub-split of Random-500. In-domain, LoRA-tuned models, despite using the smaller PaLM 2S model, when trained with sufficient amounts of data, largely outperform the zero-shot and few-shot methods. For low-level instructions, even LT-5 surpasses all non-fine-tuned models, while for high-level instructions, it requires more training data (1k episodes). The best fine-tuned model reaches 71.5% on high-level and 86.6% on low-level.

The best zero-shot performance on low-level instructions is obtained with AitW using PaLM 2L (56.7%) and on high-level instructions with M3A using GPT-4 (42.1%). This performance likely reflects the design of the prompts, the strength of the different base models used and the benefits of incorporating some high-level reasoning (included in M3A) for handling high-level instructions. Interestingly, the few-shot performance is for the most part inferior to that of zero-shot methods.



Table 4: Performance on the IID sub-split of Random-500. For few-shot (FS) and LoRA-tuned (LT) methods - $X$  (- $all$ ) indicates  $X$  ( $all$ ) episodes are used in the prompt or in training. Unless noted with a “r64” for models fine-tuned with a rank of 64, LoRA-tuned models use rank=4.

Regime	Method	Model	Step accuracy	
			high-level instr.	low-level instr.
Zero-shot	AitW	PaLM 2L	19.5	<b>56.7</b>
	SeeAct	GPT-4-Turbo	33.9	54.3
	M3A	GPT-4-Turbo	<b>42.1</b>	55.0
	ER	PaLM 2S	19.5	45.5
	ER	PaLM 2L	33.0	45.9
	ER	GPT-4	32.1	51.7
	ER	Gemini 1.5 Pro	24.4	50.2
Few-shot	FS-5	Gemini 1.5 Pro	<b>41.8</b>	50.2
	FS-10	Gemini 1.5 Pro	40.2	50.8
	FS-100	Gemini 1.5 Pro	39.5	<b>53.3</b>
LoRA-tuned	LT-5	PaLM 2S	30.3	57.1
	LT-10	PaLM 2S	28.5	58.9
	LT-100	PaLM 2S	39.8	62.8
	LT-1k	PaLM 2S	52.5	71.4
	LT-10k	PaLM 2S	62.0	85.7
	LT-all	PaLM 2S	65.6	81.8
	LT-1k-r64	PaLM 2S	54.8	76.6
	LT-10k-r64	PaLM 2S	69.6	81.9
	LT-all-r64	PaLM 2S	<b>71.5</b>	<b>86.6</b>

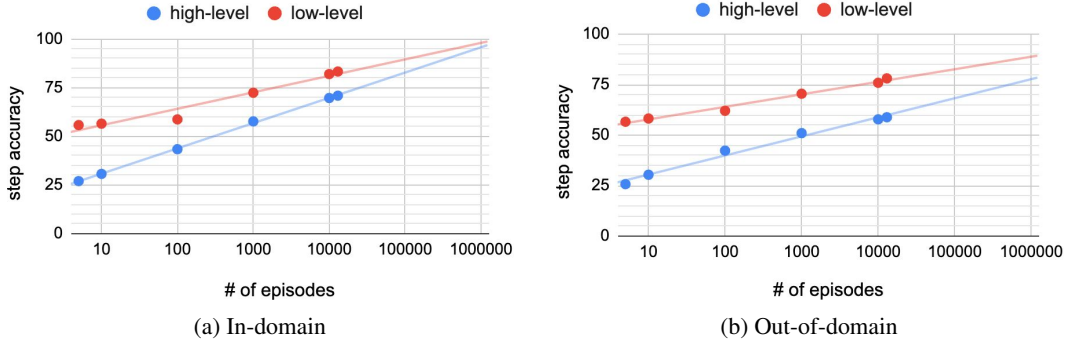


Figure 5: Relationship between step-wise accuracy and number of fine-tuning samples. With 5–100 episodes we use rank=4; with  $\geq 1k$  episodes we use rank=64. IDD performance is based on the full IDD test split. OOD performance is based on the average across the 3 OOD splits.

#### 4.4 Effect of scale on in-domain transfer

Fine-tuning obtains good performance in domain, but how much data is needed for acceptable performance? A failure at a single step may prevent task completion, a phenomenon we refer to as the “weakest link effect.” Making the simplifying assumption of i.i.d. success across steps, completing, for example, a 5-step task correctly 95% of the time requires a 99% step-wise accuracy. We perform an analysis to extrapolate the amount of training data required to achieve such performance.

Figure 5a visualizes the number of training episodes drawn from ANDROIDCONTROL and the step accuracy achieved on the full IDD test sub-split. Both high and low-level curves exhibit linear trends with the log of training data. We extrapolate that it would take 500K and 1M episodes to reach 95% step-accuracy for low and high-level instructions, respectively. However, while low-level tasks can be accomplished in one step, high-level tasks require multiple steps. Taking 5 steps as the rough length for high-level tasks, we predict 2M episodes would be required to reach the 99% step-wise accuracy to achieve 95% episode completion for high-level tasks (see Appendix E.4 for an empirical evaluation of performance as episode length is varied). While this is conservative by assuming no possible mistake recovery, we still feel this analysis provides a helpful rough quantification.



#### 4.5 Effect of scale on out-of-domain transfer

We now use ANDROIDCONTROL’s out-of-domain test splits (Table 3) to quantify how fine tuning with more demonstrations affects out-of-domain performance. This is important for assessing the robustness of agents used in the real world on tasks not foreseen in the data used to train an agent.

As the number of fine-tuning samples increases, performance improves and so does the gap between IDD and OOD performance (Table 5). With 10k or more episodes, the IDD accuracy is noticeably higher than on the three OOD splits. For example, with LT-10k, the gap is 7.7–8.7 pp for high-level instructions and 2.0–3.2 pp for low-level instructions. In general, more out-of-domain transfer occurs for low-level tasks, which is expected as low-level tasks share more similarity across tasks and apps than high-level tasks.

As for in-domain, we extrapolate how much training data would be necessary to achieve a reasonable accuracy out of domain (Figure 5b). OOD step-accuracy grows more slowly than in domain, and is estimated to reach 95% at 10M and 60M episodes for low-level and high-level instructions respectively. Similar to above, the number of episodes we predict would be required to reach 99% step accuracy to therefore achieve 95% episode completion rate on 5-step high-level tasks is 150M. Based on these projections, it seems expensive but feasible to obtain good general LL performance with fine-tuning, while the predicted higher order of magnitude of the number of required demonstrations suggests fine-tuning alone may not be sufficient to achieve robust OOD performance on HL tasks.

Table 5: OOD step accuracy. In square brackets [X] we report the delta from the IDD accuracy obtained on the full IDD test split.

		IDD	app-unseen	task-unseen	cat-unseen
LT-5	HL	26.9	25.7 [-0.8]	26.4 [-0.5]	25.1 [-1.8]
	LL	55.7	56.9 [+1.2]	56.6 [+0.9]	56.4 [+0.7]
LT-10	HL	30.6	29.9 [-0.7]	31.1 [+0.5]	30.2 [+0.6]
	LL	56.4	58.3 [+1.9]	58.2 [+1.8]	58.2 [+1.8]
LT-100	HL	43.3	42.4 [-0.9]	42.5 [-0.8]	42.1 [-1.2]
	LL	58.6	62.7 [+4.1]	61.7 [+3.1]	61.8 [+3.2]
LT-1k	HL	53.2	49.0 [-4.2]	49.3 [-3.9]	48.1 [-5.1]
	LL	68.0	68.0 [0.0]	67.3 [-0.7]	67.4 [-0.6]
LT-10k	HL	63.9	55.2 [-8.7]	55.6 [-8.3]	54.2 [-7.7]
	LL	78.7	76.7 [-2.0]	75.6 [-3.1]	75.5 [-3.2]
LT-all	HL	65.5	58.7 [-6.8]	59.7 [-5.8]	58.2 [-7.3]
	LL	80.7	78.6 [-2.1]	77.9 [-2.8]	77.8 [-2.9]
LT-1k-r64	HL	57.6	51.1 [-6.5]	51.7 [-5.9]	50.2 [-7.4]
	LL	72.3	71.0 [-1.3]	70.4 [-1.9]	70.1 [-2.2]
LT-10k-r64	HL	69.6	57.7 [-11.9]	56.9 [-12.7]	58.9 [-10.7]
	LL	81.9	76.3 [-5.6]	75.8 [-6.1]	75.2 [-6.7]
LT-all-r64	HL	70.8	58.5 [-12.3]	59.6 [-11.2]	57.4 [-13.4]
	LL	83.2	78.5 [-4.7]	77.3 [-5.9]	76.8 [-6.4]

**More experiments.** To complete our evaluation analysis in Appendix E we run more experiments studying the impact of other factors, including episode length, action types, and app types.

## 5 Conclusion

We have introduced ANDROIDCONTROL, a large and diverse dataset structured for studying the performance of models in and out of domain on low and high-level tasks, as training data is scaled. Using this dataset, we evaluate scaling of LoRA fine-tuned models. We predict that to achieve 95% accuracy for in-domain low-level tasks, 1M episodes would be required, while 2M episodes would be required to obtain 95% episode completion rates for 5-step high-level tasks. While these results are for only one model, they suggest that fine-tuning may be a viable, though possibly expensive, route for obtaining high in-domain performance for low and high level tasks. Out of domain, 10M and 150M episodes would be required, respectively. This one to two orders of magnitude increase suggests fine-tuning may not scale well out of domain, and may not be sufficient to obtain good out-of-domain performance on HL tasks.

## 6 Limitations

There are multiple potential limitations in this work. First, we only fine-tuned one model, PaLM-2S; however, while the absolute performance values would change, we expect our relative findings to be consistent across model families. Additionally, using offline evaluation for agent performance has the known issue of not rewarding alternative routes to complete a task and the ability to take corrective actions [3]. Finally, while selected to encompass important use cases, the set of app categories in ANDROIDCONTROL is still an incomplete representation of all tasks users may ask agents to perform.

## References

- [1] Anders Andreassen, Yasaman Bahri, Behnam Neyshabur, and Rebecca Roelofs. The evolution of out-of-distribution robustness throughout fine-tuning. *arXiv preprint arXiv:2106.15831*, 2021.
- [2] Chongyang Bai, Xiaoxue Zang, Ying Xu, Srinivas Sunkara, Abhinav Rastogi, Jindong Chen, and Blaise Agüera y Arcas. UIBert: Learning generic multimodal representations for UI understanding. In Zhi-Hua Zhou, editor, *Proc. of the 30th International Joint Conference on Artificial Intelligence, IJCAI 2021*, pages 1705–1712. ijcai.org, 2021.
- [3] William E Bishop, Alice Li, Christopher Rawles, and Oriana Riva. Latent state estimation helps ui agents to reason, 2024.
- [4] Tom B. Brown, Benjamin Mann, Nick Ryder, Melanie Subbiah, Jared Kaplan, Prafulla Dhariwal, Arvind Neelakantan, Pranav Shyam, Girish Sastry, Amanda Askell, Sandhini Agarwal, Ariel Herbert-Voss, Gretchen Krueger, Tom Henighan, Rewon Child, Aditya Ramesh, Daniel M. Ziegler, Jeffrey Wu, Clemens Winter, Christopher Hesse, Mark Chen, Eric Sigler, Mateusz Litwin, Scott Gray, Benjamin Chess, Jack Clark, Christopher Berner, Sam McCandlish, Alec Radford, Ilya Sutskever, and Dario Amodei. Language models are few-shot learners, 2020.
- [5] Andrea Burns, Deniz Arsan, Sanjna Agrawal, Ranjitha Kumar, Kate Saenko, and Bryan A. Plummer. Mobile app tasks with iterative feedback (MoTIF): Addressing task feasibility in interactive visual environments. *CoRR*, abs/2104.08560, 2021.
- [6] Xiang Deng, Yu Gu, Boyuan Zheng, Shijie Chen, Samuel Stevens, Boshi Wang, Huan Sun, and Yu Su. Mind2Web: Towards a generalist agent for the web, 2023.
- [7] Gemini Team. Gemini: A family of highly capable multimodal models, 2023.
- [8] Google, Rohan Anil, Andrew M. Dai, Orhan Firat, Melvin Johnson, Dmitry Lepikhin, Alexandre Passos, Siamak Shakeri, Emanuel Taropa, Paige Bailey, Zhifeng Chen, Eric Chu, Jonathan H. Clark, Laurent El Shafey, Yanping Huang, Kathy Meier-Hellstern, Gaurav Mishra, Erica Moreira, Mark Omernick, Kevin Robinson, Sebastian Ruder, Yi Tay, Kefan Xiao, Yuanzhong Xu, Yujing Zhang, Gustavo Hernandez Abrego, Junwhan Ahn, Jacob Austin, Paul Barham, Jan Botha, James Bradbury, Siddhartha Brahma, Kevin Brooks, Michele Catasta, Yong Cheng, Colin Cherry, Christopher A. Choquette-Choo, Aakanksha Chowdhery, Clément Crepy, Shachi Dave, Mostafa Dehghani, Sunipa Dev, Jacob Devlin, Mark Díaz, Nan Du, Ethan Dyer, Vlad Feinberg, Fangxiaoyu Feng, Vlad Fienber, Markus Freitag, Xavier Garcia, Sebastian Gehrmann, Lucas Gonzalez, Guy Gur-Ari, Steven Hand, Hadi Hashemi, Le Hou, Joshua Howland, Andrea Hu, Jeffrey Hui, Jeremy Hurwitz, Michael Isard, Abe Ittycheriah, Matthew Jagielski, Wenhao Jia, Kathleen Kenealy, Maxim Krikun, Sneha Kudugunta, Chang Lan, Katherine Lee, Benjamin Lee, Eric Li, Music Li, Wei Li, YaGuang Li, Jian Li, Hyeontaek Lim, Hanzhao Lin, Zhongtao Liu, Frederick Liu, Marcello Maggioni, Aroma Mahendru, Joshua Maynez, Vedant Misra, Maysam Moussalem, Zachary Nado, John Nham, Eric Ni, Andrew Nystrom, Alicia Parrish, Marie Pellat, Martin Polacek, Alex Polozov, Reiner Pope, Siyuan Qiao, Emily Reif, Bryan Richter, Parker Riley, Alex Castro Ros, Aurko Roy, Brennan Saeta, Rajkumar Samuel, Renee Shelby, Ambrose Slone, Daniel Smilkov, David R. So, Daniel Sohn, Simon Tokumine, Dasha Valter, Vijay Vasudevan, Kiran Vodrahalli, Xuezhi Wang, Pidong Wang, Zirui Wang, Tao Wang, John Wieting, Yuhuai Wu, Kelvin Xu, Yunhan Xu, Linting Xue, Pengcheng Yin, Jiahui Yu, Qiao Zhang, Steven Zheng, Ce Zheng, Weikang Zhou, Denny Zhou, Slav Petrov, and Yonghui Wu. PaLM 2 technical report, 2023.
- [9] Izzeddin Gur, Hiroki Furuta, Austin Huang, Mustafa Safdari, Yutaka Matsuo, Douglas Eck, and Aleksandra Faust. A real-world webagent with planning, long context understanding, and program synthesis. In *The 12th International Conference on Learning Representations*, 2024.
- [10] Izzeddin Gur, Ulrich Rueckert, Aleksandra Faust, and Dilek Hakkani-Tur. Learning to Navigate the Web. In *7th International Conference on Learning Representations (ICLR '19)*, May 6–9 2019.
- [11] Hongliang He, Wenlin Yao, Kaixin Ma, Wenhao Yu, Yong Dai, Hongming Zhang, Zhenzhong Lan, and Dong Yu. WebVoyager: Building an end-to-end web agent with large multimodal models, 2024.
- [12] Danny Hernandez, Jared Kaplan, Tom Henighan, and Sam McCandlish. Scaling laws for transfer, 2021.

- [13] Edward J Hu, Yelong Shen, Phillip Wallis, Zeyuan Allen-Zhu, Yanzhi Li, Shean Wang, Lu Wang, and Weizhu Chen. LoRA: Low-Rank adaptation of large language models, June 2021.
- [14] Peter C Humphreys, David Raposo, Tobias Pohlen, Gregory Thornton, Rachita Chhaparia, Alistair Muldal, Josh Abramson, Petko Georgiev, Adam Santoro, and Timothy Lillicrap. A data-driven approach for learning to control computers. In Kamalika Chaudhuri, Stefanie Jegelka, Le Song, Csaba Szepesvari, Gang Niu, and Sivan Sabato, editors, *Proceedings of the 39th International Conference on Machine Learning*, volume 162 of *Proceedings of Machine Learning Research*, pages 9466–9482. PMLR, 17–23 Jul 2022.
- [15] Jared Kaplan, Sam McCandlish, Tom Henighan, Tom B. Brown, Benjamin Chess, Rewon Child, Scott Gray, Alec Radford, Jeffrey Wu, and Dario Amodei. Scaling laws for neural language models, 2020.
- [16] Geunwoo Kim, Pierre Baldi, and Stephen Marcus McAleer. Language models can solve computer tasks. In *37th Conference on Neural Information Processing Systems*, 2023.
- [17] Jing Yu Koh, Robert Lo, Lawrence Jang, Vikram Duvvur, Ming Chong Lim, Po-Yu Huang, Graham Neubig, Shuyan Zhou, Ruslan Salakhutdinov, and Daniel Fried. VisualWebArena: Evaluating multimodal agents on realistic visual web tasks, 2024.
- [18] Takeshi Kojima, Shixiang (Shane) Gu, Machel Reid, Yutaka Matsuo, and Yusuke Iwasawa. Large language models are zero-shot reasoners. In S. Koyejo, S. Mohamed, A. Agarwal, D. Belgrave, K. Cho, and A. Oh, editors, *Advances in Neural Information Processing Systems*, volume 35, pages 22199–22213. Curran Associates, Inc., 2022.
- [19] Ananya Kumar, Aditi Raghunathan, Robbie Matthew Jones, Tengyu Ma, and Percy Liang. Fine-tuning can distort pretrained features and underperform out-of-distribution. In *International Conference on Learning Representations*, 2022.
- [20] Wei Li, Fu-Lin Hsu, Will Bishop, Folawiyo Campbell-Ajala, Max Lin, and Oriana Riva. UINav: A practical approach to train On-Device automation agents, December 2023.
- [21] Yang Li, Jiacong He, Xin Zhou, Yuan Zhang, and Jason Baldridge. Mapping natural language instructions to mobile UI action sequences. In *Proc. of the 58th Annual Meeting of the Association for Computational Linguistics, ACL 2020, Online, July 5-10, 2020*, pages 8198–8210. Association for Computational Linguistics, 2020.
- [22] Evan Zheran Liu, Kelvin Guu, Panupong Pasupat, and Percy Liang. Reinforcement learning on web interfaces using workflow-guided exploration. In *6th International Conference on Learning Representations (ICLR ’18)*, 2018.
- [23] Xing Han Lù, Zdeněk Kasner, and Siva Reddy. WebLINX: Real-world website navigation with multi-turn dialogue, 2024.
- [24] Reiichiro Nakano, Jacob Hilton, Suchir Balaji, Jeff Wu, Long Ouyang, Christina Kim, Christopher Hesse, Shantanu Jain, Vineet Kosaraju, William Saunders, Xu Jiang, Karl Cobbe, Tyna Eloundou, Gretchen Krueger, Kevin Button, Matthew Knight, Benjamin Chess, and John Schulman. WebGPT: Browser-assisted question-answering with human feedback, 2021.
- [25] OpenAI. Gpt-4 technical report, 2024.
- [26] Chris Rawles, Alice Li, Daniel Rodriguez, Oriana Riva, and Timothy Lillicrap. Android in the Wild: A large-scale dataset for android device control. In *NeurIPS 2023 Datasets and Benchmarks Track*, 2023.
- [27] Christopher Rawles, Sarah Clinckemaulle, Yifan Chang, Jonathan Waltz, Gabrielle Lau, Marybeth Fair, Alice Li, William Bishop, Wei Li, Folawiyo Campbell-Ajala, Daniel Toyama, Robert Berry, Divya Tyamagundlu, Timothy Lillicrap, and Oriana Riva. AndroidWorld: A dynamic benchmarking environment for autonomous agents, May 2024.
- [28] Adam Roberts, Hyung Won Chung, Anselm Levskaya, Gaurav Mishra, James Bradbury, Daniel Andor, Sharan Narang, Brian Lester, Colin Gaffney, Afroz Mohiuddin, Curtis Hawthorne, Aitor Lewkowycz, Alex Salcianu, Marc van Zee, Jacob Austin, Sebastian Goodman, Livio Baldini Soares, Haitang Hu, Sasha Tszyashchenko, Aakanksha Chowdhery, Jasmijn Bastings, Jannis Bulian, Xavier Garcia, Jianmo Ni, Andrew Chen, Kathleen Kenealy, Jonathan H. Clark, Stephan Lee, Dan Garrette, James Lee-Thorp, Colin Raffel, Noam Shazeer, Marvin Ritter, Maarten Bosma, Alexandre Passos, Jeremy Maitin-Shepard, Noah Fiedel, Mark Omernick, Brennan

- Saeta, Ryan Sepassi, Alexander Spiridonov, Joshua Newlan, and Andrea Gesmundo. Scaling up models and data with `t5x` and `seqio`. *arXiv preprint arXiv:2203.17189*, 2022.
- [29] Melanie Sclar, Yejin Choi, Yulia Tsvetkov, and Alane Suhr. Quantifying language models’ sensitivity to spurious features in prompt design or: How i learned to start worrying about prompt formatting, 2023.
  - [30] Tianlin Shi, Andrej Karpathy, Linxi Fan, Jonathan Hernandez, and Percy Liang. World of bits: An open-domain platform for web-based agents. In Doina Precup and Yee Whye Teh, editors, *Proc. of the 34th International Conference on Machine Learning*, volume 70 of *Proceedings of Machine Learning Research*, pages 3135–3144. PMLR, 06–11 Aug 2017.
  - [31] Noah Shinn, Federico Cassano, Edward Berman, Ashwin Gopinath, Karthik Narasimhan, and Shunyu Yao. Reflexion: Language agents with verbal reinforcement learning, March 2023.
  - [32] Sagar Gubbi Venkatesh, Partha Talukdar, and Sridhar Narayanan. UGIF: Ui grounded instruction following, 2022.
  - [33] Xuezhi Wang, Jason Wei, Dale Schuurmans, Quoc Le, Ed Chi, Sharan Narang, Aakanksha Chowdhery, and Denny Zhou. Self-consistency improves chain of thought reasoning in language models. *arXiv preprint arXiv:2203.11171*, 2022.
  - [34] Jason Wei, Maarten Bosma, Vincent Zhao, Kelvin Guu, Adams Wei Yu, Brian Lester, Nan Du, Andrew M Dai, and Quoc V Le. Finetuned language models are zero-shot learners. In *International Conference on Learning Representations*, 2021.
  - [35] Jason Wei, Xuezhi Wang, Dale Schuurmans, Maarten Bosma, Brian Ichter, Fei Xia, Ed Chi, Quoc Le, and Denny Zhou. Chain-of-thought prompting elicits reasoning in large language models, 2023.
  - [36] Mitchell Wortsman, Gabriel Ilharco, Samir Ya Gadre, Rebecca Roelofs, Raphael Gontijo-Lopes, Ari S Morcos, Hongseok Namkoong, Ali Farhadi, Yair Carmon, Simon Kornblith, and Ludwig Schmidt. Model soups: averaging weights of multiple fine-tuned models improves accuracy without increasing inference time. In Kamalika Chaudhuri, Stefanie Jegelka, Le Song, Csaba Szepesvari, Gang Niu, and Sivan Sabato, editors, *Proceedings of the 39th International Conference on Machine Learning*, volume 162 of *Proceedings of Machine Learning Research*, pages 23965–23998. PMLR, 17–23 Jul 2022.
  - [37] Tianbao Xie, Danyang Zhang, Jixuan Chen, Xiaochuan Li, Siheng Zhao, Ruisheng Cao, Toh Jing Hua, Zhoujun Cheng, Dongchan Shin, Fangyu Lei, Yitao Liu, Yiheng Xu, Shuyan Zhou, Silvio Savarese, Caiming Xiong, Victor Zhong, and Tao Yu. OSWorld: Benchmarking multimodal agents for open-ended tasks in real computer environments, 2024.
  - [38] An Yan, Zhengyuan Yang, Wanrong Zhu, Kevin Lin, Linjie Li, Jianfeng Wang, Jianwei Yang, Yiwu Zhong, Julian McAuley, Jianfeng Gao, Zicheng Liu, and Lijuan Wang. GPT-4V in Wonderland: Large multimodal models for zero-shot smartphone GUI navigation, 2023.
  - [39] Shunyu Yao, Howard Chen, John Yang, and Karthik Narasimhan. WebShop: Towards scalable real-world web interaction with grounded language agents, 2023.
  - [40] Shunyu Yao, Dian Yu, Jeffrey Zhao, Izhak Shafran, Thomas L Griffiths, Yuan Cao, and Karthik Narasimhan. Tree of thoughts: Deliberate problem solving with large language models. *arXiv preprint arXiv:2305.10601*, 2023.
  - [41] Shunyu Yao, Jeffrey Zhao, Dian Yu, Nan Du, Izhak Shafran, Karthik R Narasimhan, and Yuan Cao. ReAct: Synergizing reasoning and acting in language models. In *The 11th International Conference on Learning Representations (ICLR)*, 2023.
  - [42] Boyuan Zheng, Boyu Gou, Jihyung Kil, Huan Sun, and Yu Su. GPT-4V(ision) is a generalist web agent, if grounded. *arXiv preprint arXiv:2401.01614*, 2024.
  - [43] Longtao Zheng, Rundong Wang, Xinrun Wang, and Bo An. Synapse: Trajectory-as-exemplar prompting with memory for computer control. In *The 12 International Conference on Learning Representations (ICLR’24)*, 2024.
  - [44] Denny Zhou, Nathanael Schärli, Le Hou, Jason Wei, Nathan Scales, Xuezhi Wang, Dale Schuurmans, Claire Cui, Olivier Bousquet, Quoc Le, et al. Least-to-most prompting enables complex reasoning in large language models. *arXiv preprint arXiv:2205.10625*, 2022.

- [45] Shuyan Zhou, Frank F. Xu, Hao Zhu, Xuhui Zhou, Robert Lo, Abishek Sridhar, Xianyi Cheng, Tianyue Ou, Yonatan Bisk, Daniel Fried, Uri Alon, and Graham Neubig. WebArena: A realistic web environment for building autonomous agents. In *Proc. of the 12th International Conference on Learning Representations*, 2024.

## A Ethical considerations

Autonomous computer control agents can bring value to visually-impaired users, by providing them with access to a much wider range of applications and functionality. More broadly, they can enhance human productivity by automating everyday tasks. Computer agents have societal, security and privacy implications. An agent may leak private information or carry out a task in an unacceptable way or produce unwanted side effects. Malicious actors could also use these agents for undesired purposes such as overriding anti-fraud mechanisms or manipulating applications to achieve undesirable goals. For these reasons, deployment of this technology going forward will have to be carefully considered and combined with research in other areas on LLM safety to balance potential societal trade-offs with risks.

In our experiments, we used the PaLM 2 model, which is available publicly through the Vertex AI PaLM API from Google. Our research use was in accordance with Google’s AI prohibited use policy (<https://policies.google.com/terms/generative-ai/use-policy>).

## B Dataset details

### B.1 Data collection

The data collection was carried out by annotators who are paid contractors, who received a standard contracted wage, which complies with living wage laws in their country of employment. The annotators were informed of the intended use of the data collected and signed a data usage agreement. They did not use their personal devices nor they were required to enter any private information.

We provided annotators with a detailed instructional document and video tutorials on how to operate the Android and web apps for data collection. All raters went through a training phase where they could familiarize with the tools and received personalized feedback based on manual inspection of the collected traces.

Examples of episodes from ANDROIDCONTROL are shown in Figure 6.

### B.2 Dataset format

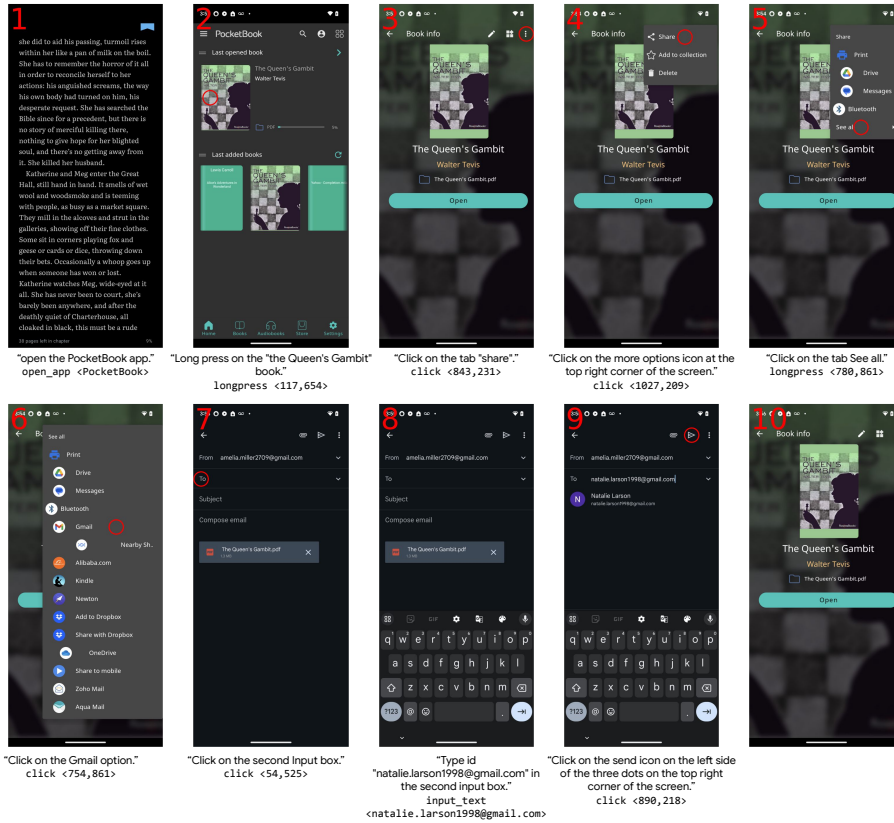
ANDROIDCONTROL is publicly released at [https://github.com/google-research/google-research/tree/master/android\\_control](https://github.com/google-research/google-research/tree/master/android_control). Each datapoint is stored as a TFRecord file with the following fields:

- *episode\_id*: a unique identifier integer for each episode. This is especially useful when generating the data splits.
- *goal*: the high-level instruction for the entire episode.
- *screenshots*: a list of screenshot byte strings for each observation encoded as PNGs.
- *accessibility\_trees*: a list of Android accessibility trees for each observation.
- *screenshot\_widths*: a list of the widths of each of the screenshots.
- *screenshot\_heights*: a list of the heights of each of the screenshots.
- *actions*: a list of actions represented as JSON dictionaries. The actions are performed between consecutive screenshots, so there are  $\text{len}(\text{screenshots}) - 1$  of them.
- *step\_instructions*: a list of the low-level instructions describing each step to complete the task. The number of step instructions equals the number of actions, but it is important to note that each step instruction does not necessarily describe a single action. A step instruction can require more than one action to complete, and in these cases the step instruction is repeated to maintain a one-to-one mapping from step instructions to actions.

### B.3 Accessibility node metadata

Each node in the Android accessibility tree corresponds to a UI element in the screen. Each node is described by multiple metadata. In our computer control agent implementation we use the following node metadata:

Share my favorite Book "the Queen's Gambit" to my Friend Natalie larson over her gmail address -natalie.larson1998@gmail.com from the PocketBook app.



Launch the Amazon app, search for India gate basmati rice, and add 5 Kg of it to your shopping cart.

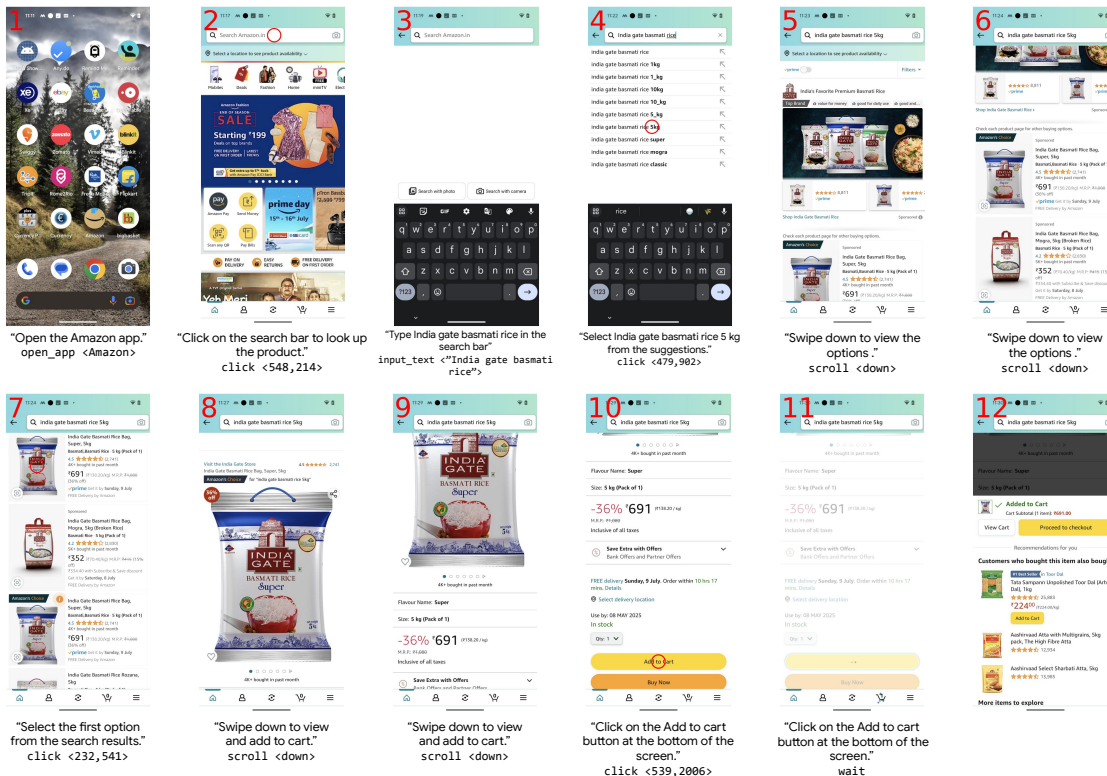


Figure 6: Example episodes contained in ANDROIDCONTROL. Red circles highlight the location of click and long press actions on the screen. Red numbers are added only for illustration purposes.



Table 6: Agent’s action space. For each action the table reports the JSON template the agent is asked to predict.

Action	JSON template
click	<code>{"action_type": "click", "x": &lt;x_coordinate&gt;, "y": &lt;y_coordinate&gt;}</code>
long_press	<code>{"action_type": "long_press", "x": &lt;x_coordinate&gt;, "y": &lt;y_coordinate&gt;}</code>
type_text	<code>{"action_type": "type", "text": &lt;text_input&gt;, "x": &lt;x_coordinate&gt;, "y": &lt;y_coordinate&gt;}</code>
scroll	<code>{"action_type": "scroll", "direction": &lt;up, down, left, or right&gt;}</code>
navigate_home	<code>{"action_type": "navigate_home"}</code>
navigate_back	<code>{"action_type": "navigate_back"}</code>
open_app	<code>{"action_type": "open_app", "app_name": &lt;app_name&gt;}</code>
wait	<code>{"action_type": "wait"}</code>
terminate	<code>{"action_type": "status", "goal_status": &lt;"successful", "infeasible"&gt;}</code>

- Element type: `class_name` (e.g. `Button`, `TextView`, `Image`, etc.)
- Textual attributes: `text`, `content_description`, `hint_text`, `tooltip_text`, `view_id_resource_name`.
- Location and size: `bounds_in_screen`.
- Element status (as boolean): `is_checked`, `is_enabled`, `is_focused`, `is_selected`.
- Element properties (as boolean): `is_checkable`, `is_clickable`, `is_editable`, `is_focusable`, `is_long_clickable`, `is_scrollable`, `is_password`, `is_visible_to_user`.

## C Computer control agent implementation

### C.1 Observation space

The device state is perceived through the UI screen currently displayed. A screen representation is derived from the Android accessibility tree and lists all UI elements composing the UI. Each element is described by three fields: `text` (a textual description derived from the element’s textual description, content description, class name, etc.), `position`, and `status` (e.g., whether a checkbox is selected). These fields are populated using the metadata (or a combination thereof) associated with Android accessibility nodes (Appendix B.3). For simplicity, in this paper, we only experiment with screen descriptions that consist of a flat list of UI elements. Figure 7 shows an example screenshot and the corresponding JSON screen representation.

### C.2 Action space

When predicting an action that involves a target element, the model should output sufficient details to locate the target UI element, either an index or its geometric information such as its bounding rectangle. To reduce the complexity of parsing the model output, we prompt an LLM to output its action selection in a predefined JSON format. In the case of element click, for instance, the model outputs a prediction in the following format: `{"action_type": "click", "x": <x_coordinate>, "y": <y_coordinate>}`, where the target element is identified by its center coordinates. We found LLMs work equally well with predicting element centers or element indices, but as the former approach is compatible with click actions that are not restricted to specific UI elements, our implementation always outputs the center of the target UI element. The same applies to all actions that take an element as input.

Table 6 lists the JSON action templates and defines the agent’s action space. Compared to the actions collected in `ANDROIDCONTROL` (Table 2), there are two main differences. First, we introduce the `type` action derived from the dataset’s `input_text` action. This action is obtained by aggregating the `input_text` action and its preceding click action, which is necessary to focus on the UI element before typing. Accordingly, the low-level task instructions are merged via concatenation. This unified action is more efficient from an agent implementation’s perspective and reduces latency at execution time. Second, we introduce a new action, `terminate`, which signals whether the agent deems the task as successfully completed or infeasible. To support training and testing of this action, we insert an additional step at the end of each episode with low-level instruction “`terminate`”, `action=terminate`, and value set to “`successful`” or “`infeasible`” depending on the episode status.

### C.3 History

Actions performed in previous steps and their outcome are included as the history of the current step. An action in history is derived from the JSON action so that it is self-contained without any external reference. Section C.4 contains an example of history. Please note that in an offline dataset, as in this paper, the outcome of a previous action is recorded by annotators and most likely successful. However, in a real system, the underlying framework can report an action as failed due to screen synchronization errors or prediction errors which may render a target element not localizable or an action not executable.

### C.4 Examples of screen description, JSON action, and history

Figure 7 shows an example screenshot annotated with UI elements, and the list next to it is the corresponding screen description. The position and shape of each UI element are defined by "center" and "size" while its semantic meaning is described by the "text" field. Note that a switch element does not have any textual attribute, therefore a text label "Switch" derived from its class\_name is assigned (text in red), and its status is specified by the "checked" field (text in blue).

```
{
  "UI elements": [
    {
      "center": [350, 1601],
      "size": [323, 77],
      "text": "Clear history"
    },
    {
      "center": [128, 1491],
      "size": [131, 60],
      "text": "Display"
    },
    {
      "center": [158, 1420],
      "size": [190, 81],
      "text": "Display"
    },
    {
      "center": [320, 1265],
      "size": [514, 59],
      "text": "Location > Location services"
    },
    {
      "center": [317, 1194],
      "size": [509, 82],
      "text": "Bluetooth scanning"
    },
    {
      "center": [128, 1038],
      "size": [131, 60],
      "text": "Display"
    },
    {
      "center": [271, 967],
      "size": [416, 81],
      "text": "Brightness level"
    },
    {
      "center": [943, 772],
      "size": [188, 225],
      "text": "Switch",
      "checked": true
    },
    {
      "center": [497, 812],
      "size": [616, 60],
      "text": "Connected devices > Connection"
    },
    {
      "center": [317, 741],
      "size": [256, 81],
      "text": "Bluetooth"
    },
    {
      "center": [94, 772],
      "size": [63, 225],
      "text": ""
    },
    {
      "center": [943, 546],
      "size": [188, 225],
      "text": "Switch",
      "checked": true
    },
    {
      "center": [449, 586],
      "size": [520, 59],
      "text": "Network & internet > Internet"
    },
    {
      "center": [257, 516],
      "size": [136, 81],
      "text": "Wi-Fi"
    },
    {
      "center": [94, 546],
      "size": [63, 225],
      "text": ""
    },
    {
      "center": [566, 370],
      "size": [1027, 126],
      "text": "RECENT SEARCH RESULTS"
    },
    {
      "center": [603, 219],
      "size": [953, 126],
      "text": "Search settings"
    },
    {
      "center": [63, 219],
      "size": [126, 147],
      "text": "Back"
    },
    {
      "center": [996, 68],
      "size": [19, 136],
      "text": "Battery 100 percent."
    },
    {
      "center": [950, 67],
      "size": [38, 38],
      "text": ""
    },
    {
      "center": [892, 67],
      "size": [78, 41],
      "text": "No internet"
    },
    {
      "center": [348, 68],
      "size": [57, 136],
      "text": "Android System notification: C"
    },
    {
      "center": [290, 68],
      "size": [58, 136],
      "text": "Android System notification: S"
    },
    {
      "center": [209, 68],
      "size": [105, 136],
      "text": "09:22"
    }
  ]
}
```

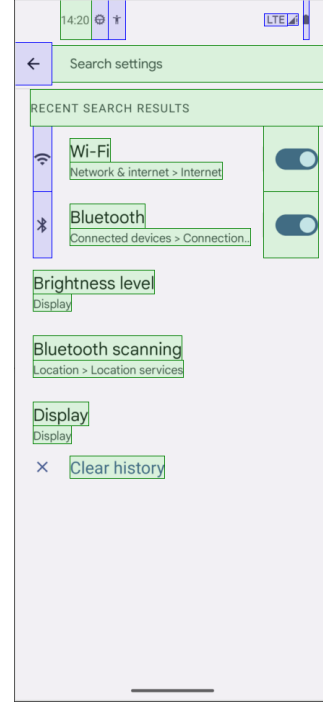


Figure 7: An example screenshot annotated with UI elements (right) and corresponding screen representation (left). Note that this example is picked purposely to have few UI elements so that the screen description is compact.

Given a goal example : "search for lord of the rings". The ground truth output is an action in JSON format, "action\_type": "click", "x": 539, "y": 2078 , where (539, 2078) is the center of the search bar at the bottom.

The following is an example of action history that is included in the prompt after two actions:

Table 7: Statistics of the SeqIO tasks generated from ANDROIDCONTROL. Note that the number of steps here reported is higher than what reported in Table 3 because it accounts for terminate actions.

Split	SeqIO tasks	# Episodes	# Steps	Avg # steps per episode
Train	HL	13,604	70,796	5.2
	LL	13,344	60,954	4.6
Validation	HL	137	655	4.8
	LL	135	559	4.1
Test	HL	7,897	1,543	5.1
	LL	6,833	1,500	4.6

```
{"0":["click [Search]","successful"], "1":["type "lord of the rings" at [Search apps
, web and more]","successful"]}
```

Note that target elements, such as [Search] and [Search apps, web and more], are identified by their text labels or descriptions, hence do not reference the corresponding screen description.

## D Experimental details

### D.1 Data processing and training details

To run our experiments we generate 2 SeqIO tasks (HL and LL) that process the ANDROIDCONTROL dataset as follows. First, in order to support prediction of task completion actions not present in the original dataset, at the end of every episode we artificially insert a `terminate` action that takes the episode status (successful or infeasible) as argument. Second, we discard any step with an element-based action (`click`, `long_press`) that does not have a UI element associated. This is due to either a touch on an empty area or a target UI element missing from the accessibility tree. However, these discarded steps are still considered in the action history to support prediction of later steps that reference previous actions or elements. Finally, we discard (only from SeqIO LL tasks) steps that are missing a low-level instruction which annotators may have forgotten to enter. The discarded steps account for roughly 10% of all steps in the full dataset, while the equivalent number of episodes in the SeqIO tasks are not significantly affected as an episode is dropped only if all of its steps are discarded. Table 7 shows the statistics of the SeqIO tasks that are the results of this processing.

### D.2 LLM prompts for zero-shot experiments

For an LLM-based computer control agent, its prompt describes what the agent is expected to do, the action space and the expected format of actions, the task instruction, the current screen and application, and the history of previously executed actions and their outcome.

In our experiments we test four different prompts. We use the original AitW and M3A prompt as described in the original publications [26, 27]. For the SeeAct [42] and ER prompts we list the detailed prompts in the following. Please note that variable placeholders that are replaced by real values are marked by `{{ { }}`.

#### D.2.1 SeeAct prompt

We took the Android adaptation of the SeeAct [42] prompt by Rawles et al. [27]. As it is designed for GPT-4V, we slightly modify it by replacing its annotated pixel input by using the same JSON screen description as shown in Section C.1. We find that by using our element filtering approach fewer than 50 elements are usually present per screen. As a result, the ranker model of SeeAct which selects candidate UI elements is not necessary, hence it is disabled.

#### D.2.2 ER prompt

We also design a new prompt, ER, which emphasizes the use of a screen description composed of UI elements. The prompt does not encourage an LLM to reason, hence it is much simpler than the other

prompts. This prompt is also used for few-shot and fine-tuning experiments. The prompt is shown below:

An agent follows instructions on an Android device. Each instruction requires one or more steps. At each step, the input includes previous\_actions, active\_app, screen\_width\_and\_height, and screen\_description. You are required to select one action from the available actions.

```
# Available actions:
{"action_type": "click", "x": <x_coordinate>, "y": <y_coordinate>}
{"action_type": "type", "text": <text_input>, "x": <x_coordinate>, "y": <y_coordinate>}
{"action_type": "navigate_home"}
{"action_type": "navigate_back"}
{"action_type": "scroll", "direction": <up, down, left, or right>}
{"action_type": "open_app", "app_name": <app_name>}
{"action_type": "wait"}
{"action_type": "dismiss", "x": <x_coordinate>, "y": <y_coordinate>}
{"action_type": "long_press", "x": <x_coordinate>, "y": <y_coordinate>}
{"action_type": "get_text", "x": <x_coordinate>, "y": <y_coordinate>}

If the goal of an instruction is reached, output the following special action
{"action_type": "status", "goal_status": "successful"}
If the goal of an instruction is not possible, output the following special action
{"action_type": "status", "goal_status": "infeasible"}

# Explanation of inputs
The top edge of a screen has y_coordinate equal to 0. The y_coordinate of the bottom
  edge of a screen equals to screen height. In screen_description, missing the '
  checked' field for an element indicates that it is NOT checked.
The size of an element is defined by width and height.

# Input
instruction: {{{grounding_goal}}}

previous_actions: {{{previous_actions}}}
active_app: {{{active_app}}}
screen_width_height: {{{screen_width,screen_height}}}

screen_description: {{{screen_description}}}

The action to take:
```

### D.2.3 Few-shot prompt

For a few-shot prompt, the following is inserted before "# Input" in the ER prompt:

Following are a few exemplars. Each exemplar is marked by <EXEMPLAR\_i> and </EXEMPLAR\_i> tags.

```
{{{exemplars}}}
```

The layout of an exemplar is as follows:

```
<EXEMPLAR_{{{exemplar_index}}}>
# Input
instruction: {{{grounding_goal}}}

previous_actions: {{{previous_actions}}}
active_app: {{{active_app}}}
screen_width_height: {{{screen_width,screen_height}}}

screen_description: {{{screen_description}}}

The action to take:
{{{ground_truth_action}}}
</EXEMPLAR_{{{exemplar_index}}}>
```

### D.3 Action matching

In computing step-wise accuracy, we consider an action correctly predicted if it matches the ground truth action exactly (i.e., action type and arguments are identical) or if it aligns with it as follows.

For element-based actions (click, long press, type), if the target element’s coordinates are within the bounding box of the ground truth target element, it is considered as matching. This relaxation matches the behavior on Android devices where a touch gesture will activate an element as long as it falls within the element’s bounds.

On Android the behaviour of the `navigate_back` action is equivalent to clicking on the on-screen “Back” button so we consider them equivalent. Similarly, `open_app` is considered equivalent to clicking a UI element whose text matches the app name.

## E More experimental results

### E.1 Confusion matrices for action predictions

Table 8 and 9 show the (normalized) confusion matrices with regard to action type predictions obtained with the LoRA-tuned PaLM 2S model (trained on the entire dataset). Results are averaged across all four ANDROIDCONTROL’s test splits. All the numbers are percentage.

Table 8: Confusion matrix for the action predictions of the LoRA-tuned PaLM 2S model (rank=64, trained on the entire training set) on high-level instructions.

	Predicted							
	click	input_text	long_press	navigate_back	open_app	scroll	wait	terminate
Actual	click	<b>88.1</b>	0.6	0.1	1.5	0.0	4.6	3.8
	input_text	17.3	<b>76.0</b>	0.0	0.0	0.0	1.0	4.8
	long_press	28.6	0.0	<b>71.4</b>	0.0	0.0	0.0	0.0
	navigate_back	23.9	0.0	0.0	<b>64.9</b>	2.9	6.7	1.6
	open_app	2.9	0.0	0.0	2.6	<b>93.3</b>	0.6	0.6
	scroll	17.9	0.1	0.0	1.5	0.0	<b>70.9</b>	4.5
	wait	14.1	0.3	0.0	1.6	0.0	10.8	<b>68.6</b>
	terminate	16.0	0.6	0.0	1.5	0.3	30.7	<b>12.2</b>

Table 9: Confusion matrix of actions predictions of the LoRA-tuned PaLM 2S model (rank=64, trained on the all training set) on low-level instructions.

	Predicted							
	click	input_text	long_press	navigate_back	open_app	scroll	wait	terminate
Actual	click	<b>93.3</b>	0.3	0.0	0.2	0.0	0.8	3.7
	input_text	11.1	<b>84.8</b>	0.0	0.0	0.0	1.0	3.0
	long_press	12.5	12.5	<b>75.0</b>	0.0	0.0	0.0	0.0
	navigate_back	2.3	0.0	0.0	<b>93.7</b>	0.3	0.0	3.2
	open_app	0.2	0.0	0.0	0.0	<b>98.5</b>	0.0	1.3
	scroll	3.3	0.1	0.0	0.1	0.0	<b>90.4</b>	2.0
	wait	11.8	0.2	0.2	1.4	0.0	4.6	<b>76.0</b>
	terminate	10.5	1.3	0.0	0.8	0.6	7.0	<b>67.5</b>

Actions of type `click` and `open_app` are predicted with high accuracy (above 88%). When UI actions are inferred from low-level instructions, performance is generally higher and mispredictions mainly occur for `long_press` and `terminate` actions. Long press actions are not common in the dataset and in general in mobile apps, hence the model does not learn them as well as other actions. Task completion is generally hard to learn for the model and in many cases it is wrongly recognized as a pause. When UI actions must be inferred from high-level instructions, performance is naturally lower as the model must decompose the high-level instruction into a sequence of lower-level actions, thus requiring decision making and reasoning capabilities. The most challenging actions are `terminate`, `navigate_back`, and `wait`. These actions are generally not explicit in a user instruction (e.g., a user may say “download the file” rather than “download the file and wait for the download”), therefore requiring further reasoning and pre-knowledge of the task flow.

Please note that Table 8 and 9 do not consider action arguments. Table 10 shows the accuracy of predicting all action arguments when the action type is predicted correctly.

Table 10: Accuracy of predicting action arguments when the action type is predicted correctly. The numbers are in percentage. Results obtained with the LoRA-tuned PaLM 2S model (rank=64, trained on the all training set)

action type	click	input_text	long_press	open_app	scroll
high-level instructions	76.2	75.9	60.0	85.6	90.6
low-level instructions	85.6	85.7	66.7	88.0	91.0

The lowest accuracy is for `long_press` actions which is most likely due to the scarcity of these actions in the dataset. Detecting the name of the target app works well as well as learning the direction of a scroll. In general, inferring action arguments, both target elements or input text, is much easier when the command is more explicit as in low-level instructions.

## E.2 Training with different levels of instructions

As shown in Table 11, fine-tuning with a mixture of HL and LL SeqIO tasks of ANDROIDCONTROL is equal or better than training individual models for different instruction levels. This is not a surprise as multi-task training increases the possibility of transfer learning. However, this may not always be true especially if different tasks contain conflicting data.

Table 11: Step-wise accuracy (%) on ANDROIDCONTROL of a LoRA-tuned PaLM 2S model using various configurations of instructions for training and testing. Each column represents a model each trained on a SeqIO task or a mixture of SeqIO tasks, while each row corresponds to an evaluation SeqIO task. HL and LL stand for high-level and low-level instructions, respectively.

	trained on HL	trained on LL	trained on HL+LL
tested on LL	-	83.4	<b>85.4</b>
tested on HL	<b>63.6</b>	-	<b>63.6</b>

## E.3 Random-500 vs. full test split

Table 12 compares the difference of evaluating on Random-500 and the full test split. For zero-shot PaLM 2L, the step accuracy obtained on both splits are pretty similar, 35.2% vs. 35.0% for high-level instructions and 43.0% vs. 42.7% for low-level instructions. For fine-tuned PaLM 2S, the difference is larger but still smaller than the difference between a fine-tuned PaLM 2S and any zero-shot or few-shot model, so we consider it an accurate approximation for our analysis.

Table 12: Grounding accuracy on Random-500 and the full test split.

Model		Test split	Step accuracy	
			high-level	low-level
Zero-shot	PaLM 2L	Random-500	35.2	43.0
Zero-shot	PaLM 2L	Full	35.0	42.7
Fine-tuned	PaLM 2S	Random-500	62.6	82.2
Fine-tuned	PaLM 2S	Full	64.8	80.0

## E.4 Step accuracy and episode accuracy vs. episode length

For this experiment we introduce the episode accuracy metric which measures the percentage of fully successful episodes. It is a harder metric since all step actions in a task must be predicted correctly for the task to be considered successful. We report this metric when testing on high-level instructions only, as for low-level instructions is less meaningful. Figure 8 depicts how both step accuracy and

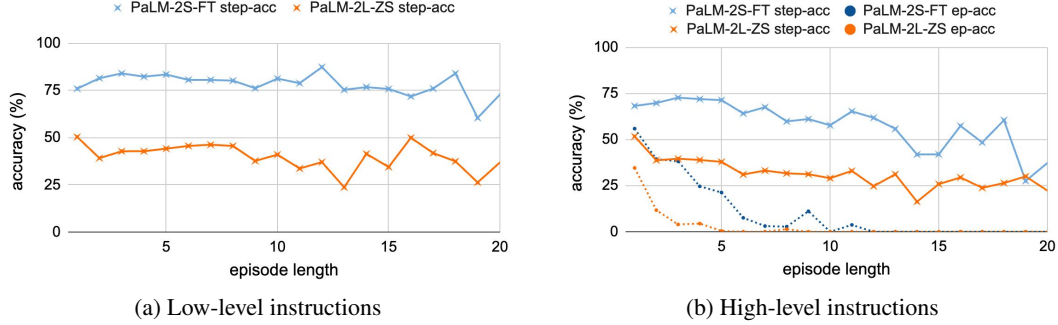


Figure 8: Step accuracy and episode accuracy vs. episode length on the full test split. Tested models include PaLM-2S LoRA-tuned on the full dataset (PaLM-2S-FT) and PaLM-2L zero shot (PaLM-2L-ZS) using the ER prompt.

episode accuracy vary when increasing the episode length from 1 to 20 steps. We report performance of the PaLM-2S model fine-tuned on the full dataset (PaLM-2S-FT, rank=64) and the PaLM-2L zero shot model using the ER prompt (PaLM-2L-ZS) on the full test split. The episode length has no impact on the step accuracy because the difficulty of a single step is independent on the episode length. As a result, this is relatively flat (see solid lines in both graphs in Figure 8). However, as tasks become longer, the episode accuracy drops (dotted line in Figure 8b). For the zero-shot model, tasks longer than 5 steps are never completed. For the fine-tuned model the drop is more gradual, but when going from 5-step-task to 6-step-task the episode accuracy drops from 21.3% to 7.6% (despite the corresponding step accuracy being 64–71%).

### E.5 Step-accuracy performance vs. application types

We observe the screen representations provided as input to the computer control agent are critical to its success. Table 13 compares the step accuracy of various models on Google’s first party apps and apps developed by third party developers (3rd-party). It is evident the gap in performance, especially in handling high-level instructions. All zero-shot methods perform significantly better on first-party apps than on third-party apps. This is evident for fine-tuned models, especially on high-level instructions where the most performance model (LT-all) achieves 82.5% step accuracy on first-party apps and only 58.7% accuracy on third-party apps. When the input is made of low-level instructions the gap is smaller and in some cases (few-shots) the performance on third-party apps is higher. This shows how for tasks that require stronger reasoning capabilities accurate screen representations are particularly critical.

Table 13: Step accuracy performance of some of the zero-shot, few-shot, and LoRA-tuned models we studied broken down by Google apps and non-Google (third party) apps. All tests are on Random-500. For all LoRA-tuned models rank=4 except for LT-all-r64.

Regime	Method	Model	1st-party		3rd-party	
			hl	ll	hl	ll
Zero-shot	ER	PaLM 2S	30.1	41.5	18.9	39.6
	ER	PaLM 2L	39.8	46.2	34.0	42.1
	ER	GPT-4	<b>45.6</b>	<b>54.7</b>	28.7	46.6
	ER	Gemini 1.5	39.8	52.8	24.4	42.9
Few-shot	FS-5	Gemini 1.5 Pro	<b>52.0</b>	37.7	38.5	52.0
	FS-10	Gemini 1.5 Pro	47.6	38.7	38.3	54.1
	FS-100	Gemini 1.5 Pro	45.6	49.1	37.9	<b>54.5</b>
LoRA-tuned	LT-5	PaLM 2S	38.8	57.5	26.2	56.3
	LT-10	PaLM 2S	36.9	58.5	28.0	57.6
	LT-100	PaLM 2S	48.5	59.4	35.8	61.9
	LT-1k	PaLM 2S	66.0	72.6	49.6	69.0
	LT-10k	PaLM 2S	74.8	79.2	54.7	77.9
	LT-all-64	PaLM 2S	<b>82.5</b>	<b>86.8</b>	58.7	85.0