

Analysis of experimental data on neutron decay for the possibility of the existence of a right vector boson W_R

A.P. Serebrov*, R. M. Samoilo, O.M. Zherebtsov, A.K. Fomin and N.S. Budanov

NRC „Kurchatov Institute“ – Petersburg Nuclear Physics Institute, Orlova roscha 1, Gatchina, Russia

*e-mail: serebrov_ap@pnpi.nrcki.ru

Abstract

Due to the assumption that sterile neutrinos are right-handed neutrinos, an analysis of the modern experimental situation in neutron decay for right-handed currents was carried out. As a result of the analysis, it was found that there are indications of the existence of a right-handed vector boson W_R with a mass $M_{W_R} \approx 870^{+260}_{-140}$ GeV and a mixing angle with W_L : $\zeta = 0.061^{+0.017}_{-0.024}$. This circumstance is the basis for discussing the possibility of expanding the Standard Model with an additional gauge vector boson W_R and right-handed neutrinos.

There is a hypothesis that sterile neutrinos are actually right-handed neutrinos [1, 2]. Such a hypothesis is quite appropriate, for example, it is discussed in connection with the possibility of explaining dark matter by right-handed neutrinos. However, this idea needs experimental justification. Right-handed neutrinos can appear if right-handed vector bosons exist: W_R^\pm, Z_R . Theoretical models introducing right-handed vector bosons were well known [3-6] since the late 1970s. The most detailed analysis of neutron decay is presented in [7], where aspects of the

possible contribution of right-handed currents are also considered. Before analyzing the modern experimental situation in neutron decay for the possible presence of right-handed currents, we present a review illustrating the increase in measurement accuracy and trends in changing the lifetime and asymmetries of neutron decay. The results of measuring the neutron lifetime, electron and neutrino asymmetries of neutron decay are shown in Fig. 1 and in Fig. 2.

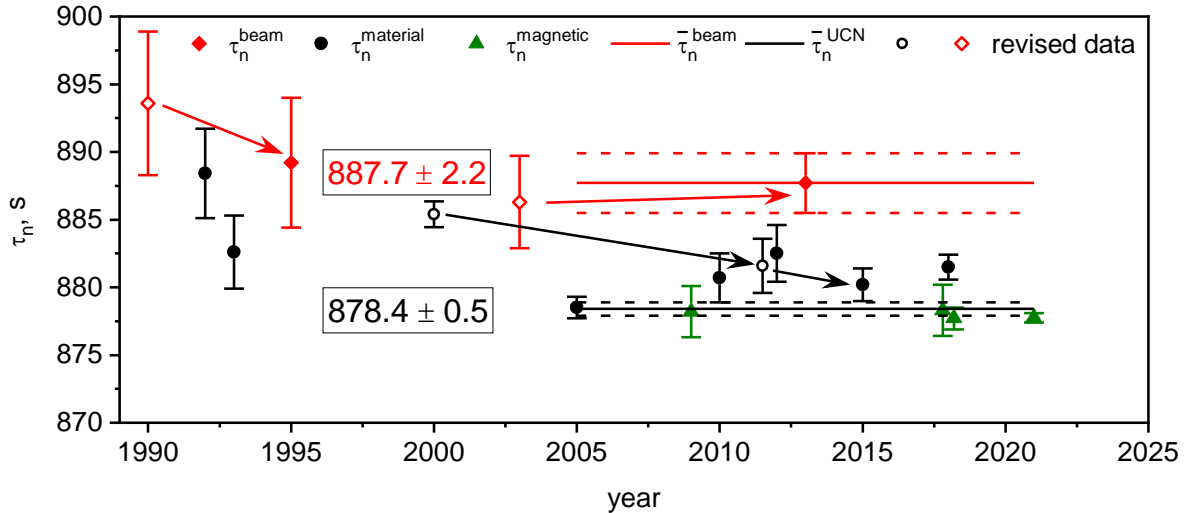


Fig. 1. Experimental results for the neutron lifetime since 1990 from [8], discrepancy between the data in 2005 [9] and the data in 2000 [10], new results with a magnetic trap (marked in green), which has a decisive role [11-14].

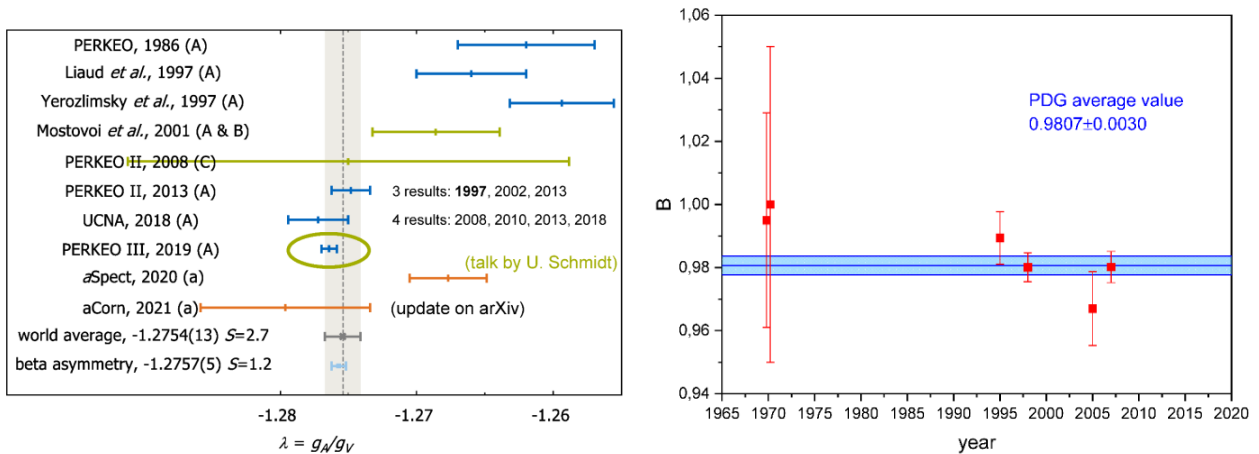
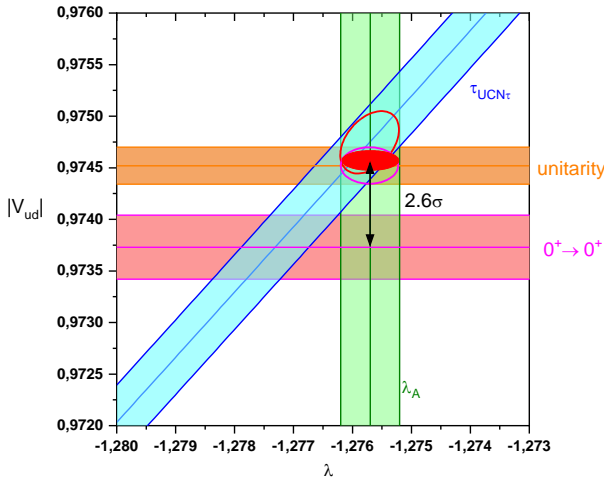


Fig. 2. Left – Ratios of axial and vector constants of weak interaction λ obtained from neutron decay asymmetries presented in [15], blue dots correspond to electron asymmetry A , which makes a decisive contribution. Right – Experimental results of neutrino asymmetries of neutron decay B and averaged result from PDG.

It can be seen that significant progress has been made in the accuracy of neutron lifetime measurements over the past 25 years. In 2005, a revolutionary change in the neutron lifetime occurred with the [9] - the measurement of the neutron lifetime with a gravity trap of ultracold neutrons. This result was further confirmed by measurements with a magnetic UCN trap at PNPI [11, 12] in 2009 and finally, with even greater accuracy, by measurements with a magnetic UCN trap at LANL in 2018 [13] and in 2021 [14]. For our analysis of the possible presence of right-handed currents, we will use the most accurate measurement results from the experiments with ultracold neutron storage.

The trends in the measurements of the electron asymmetry of neutron decay are presented in Fig. 2. In the measurements of the electron asymmetry of beta-decay, significant changes in the accuracy occurred due to the PERKEO II [16] and PERKEO III [17] experiments. The



accuracy of the decay asymmetry measurements first increased by 3 times and then by another 2.5 times, and eventually amounted to 0.17%. At the same time, the absolute value of the electron decay asymmetry increased by 2%. In addition, for further analysis, it is necessary to use the unitarity condition of the CKM matrix [18] and the data of experiments with Fermi super-allowed nuclear $0^+ - 0^+$ transitions [18]. And finally, and it is especially important for our analysis of right-handed currents, it is necessary to use the results of measurements of the neutrino asymmetry of the neutron decay where the measurement accuracy was significantly improved in 1998 by the experiment [19]. The result was later confirmed by experiment [20] with the same accuracy. As a result, the value of neutrino asymmetry presented in PDG [18] was determined. A graphical analysis of the listed measurement results is presented in Fig. 3.

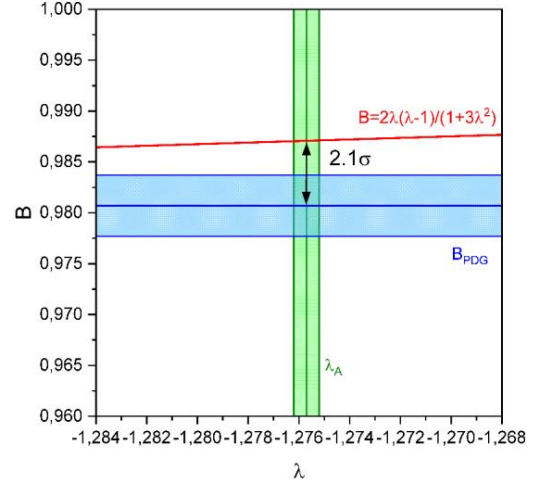


Fig. 3. Left – Dependence of the matrix element of quark mixing V_{ud} on λ , calculated using the SM formulas from the neutron decay, from experiments with Fermi super-allowed nuclear $0^+ - 0^+$ transitions and from the unitarity of the CKM matrix, using measurements of V_{us} [18]. Right – Comparison of experimental neutrino asymmetry of neutron decay and calculated within the SM depending on the ratio of axial and vector constants of weak interaction λ .

Within the SM or V-A theory of the weak interaction, all three methods to determine V_{ud} (from neutron decay, from experiments with Fermi superresolved nuclear $0^+ - 0^+$ transitions, and from the unitarity of the CKM matrix) should coincide. The results of determining V_{ud} from neutron decay and the unitarity of the CKM matrix agree within the errors, however, the matrix element V_{ud} obtained from $0^+ - 0^+$ transitions differs significantly (Fig. 3 on the left). The difference in V_{ud} value obtained consistently and the value of V_{ud} from $0^+ - 0^+$ transitions is 2.6σ . Figure 3 on the right shows a comparison of the value of the experimental neutrino asymmetry of neutron decay and the calculated asymmetry within the SM as a function of λ . In this case, a discrepancy is also observed between the experimental value of the neutrino asymmetry and the SM prediction. The difference in the values of these quantities is 2.1σ .

The observed discrepancy can be analyzed within the framework of a model taking into account right-hand currents. In the simplest left-right “manifest” model [3, 5],

the mixing of left and right vector bosons is considered, and the mass states W_1 and W_2 can be represented as $W_1 = W_L \cos \zeta - W_R \sin \zeta$; $W_2 = W_R \cos \zeta + W_L \sin \zeta$, where ζ is the mixing angle of the current states W_L, W_R , a δ is the ratio of the squares of the masses of the states W_1 and W_2 .

To analyze the situation with neutrino asymmetry data, we use the relation that is presented below in a generalized form from the [7, 21, 22].

$$2\delta^2 + 2\zeta^2 \frac{\lambda_n}{\lambda_n - 1} + 2\delta\zeta \left[\frac{3\lambda_n^2(2\lambda_n - 1) + 1}{(1 + 3\lambda_n^2)(\lambda_n - 1)} \right] = - \frac{B_{exp} - B_{SM}}{B_{SM}}$$

Here B_{exp} is the magnitude of neutrino asymmetry measured in the experiment, B_{SM} – the magnitude of neutrino asymmetry calculated from the value λ_n in SM: $B_{SM} = \frac{2\lambda_n(\lambda_n - 1)}{(1 + 3\lambda_n^2)}$.

To find the dependence of the ratio $(F\tau)^{00}/(F\tau)^n$ on the right-handed currents, given that $(F\tau)^{00}/(F\tau)^n \propto (V_{ud}^n/V_{ud}^{00})^2$, we have the following expression for the relation between δ and ζ , which is

represented below in a generalized form from the [4, 21, 22].

$$\frac{V_{ud}^n - V_{ud}^{00}}{V_{ud}^{00}}(\delta^2 + \zeta^2) - 2\delta\zeta \frac{3\lambda_n^2}{(1 + 3\lambda_n^2)} = -\frac{V_{ud}^n - V_{ud}^{00}}{V_{ud}^{00}}$$

The matrix element V_{ud}^n is obtained from the results of measuring the neutron lifetime and the most accurate value of λ_n from measurements of the electron decay asymmetry, and the matrix element V_{ud}^{00} , is obtained from measurements of the probability of nuclear $0^+ - 0^+$ transitions.

Figure 4 on the left shows the result of calculations based on the given formulas. As can be seen, both areas of possible values of the parameters δ, ζ exclude $\delta = 0$ and $\zeta = 0$, i.e. the SM values. The possible values δ, ζ for $\frac{\Delta V_{ud}}{V_{ud}}$ and the values δ, ζ for $\frac{\Delta B}{B}$ intersect in two areas. These are the results of solving the second-order equations (the intersection of the ellipse and the hyperbola), which have two solutions. The intersection point of our interest has the values $\delta = 0.0085$, $\zeta = 0.061$. The corresponding value for the mass of the right vector boson is $M_{W_R} = 870$ GeV. The range of values around this point is shown in Fig. 4 on the left and allows us to indicate the errors in the mass and mixing angle which are $M_{W_R} \approx 870_{-140}^{+260}$ GeV and $\zeta = 0.061_{-0.024}^{+0.017}$.

The results of the presented mathematical analysis require a physical interpretation of the result. The essence of the matter is that the addition of the right vector boson W_R should reduce the neutrino asymmetry of the decay. The neutrino asymmetry B , in principle, should be equal to 100% at $\lambda = 1$, i.e. before the renormalization of the weak interaction by the strong interactions of quarks. Due to the renormalization by the strong interactions of quarks, the contribution of the axial interaction increases and the ratio of the axial constant to the vector constant increases to $\lambda = 1.27$, and the neutrino asymmetry B decreases to approximately 99%. The renormalization by the strong interaction produces in essence the effect of right-handed currents. The addition of the right vector boson W_R , i.e. real right-handed currents, should further reduce the neutrino asymmetry.

When mirror nuclei decay, the spin equal to zero and the positive parity of the nucleus are conserved, so this is a purely vector transition. As for the difference in the value of V_{ud} , derived from the Gamow-Teller axial-vector transition and the Fermi purely vector transition, the addition of the right vector boson W_R enhances the axial part for neutron decay and has less effect on the purely vector Fermi $0^+ - 0^+$ transition for mirror nuclei, where there is no axial part.

It should be mentioned that taking into account the inner and outer radiative corrections to the processes considered above is of great importance. Several works were devoted to this issue [23 – 27]. The results of the calculations of the radiative corrections are taken into account when presenting

the experimental results for the electron asymmetry of neutron decay and the ratio $(F\tau)^{00}/(F\tau)^n$. These corrections for $0^+ - 0^+$ transitions have been studying for 50 years and are presented in detail in the works of J. C. Hardy and I. S. Towner [28–30]. It is important to note that the [30] points out the violation of unitarity by 2.4σ , which is also discussed in [31].

In this work, we draw special attention to the 2.1 σ discrepancy between the experimental neutrino decay asymmetry and the calculated asymmetry in the SM.

We believe that both discrepancies are due to right-handed currents, and unitarity of CKM matrix considering right-handed vector boson is conserved. Indeed, from the experiment we can extract only the matrix elements taking into account the mixing of vector bosons, i.e. \tilde{V}_{ui} , where ($i = d, s, b$). This means that we must renormalize the matrix elements for the model-independent approach considered in the work of P. Herczeg [6].

In linear approximation it means that $\tilde{V}_{ud} = V_{ud} - \zeta V_{ud} = V_{ud}(1 - \zeta)$.

Indeed, if we represent the probability of $0^+ - 0^+$ transitions (ξ_{00}) and neutron beta-decay probability (ξ_n) within the simplest left-right manifest model we obtain

$$\xi_{00} = 2|M_{F,00}|^2 |g_V V_{ud}|^2 (1 - \zeta)^2 (1 + (\delta - \zeta)^2) = 2|M_{F,00}|^2 |g_V|^2 |\tilde{V}_{ud}|^2 (1 + (\delta - \zeta)^2)$$

for the $0^+ - 0^+$ transition probability, and for the neutron beta-decay probability

$$\xi_n = 2|M_{F,n}|^2 |g_V V_{ud}|^2 (1 - \zeta)^2 \left\{ (1 + (\delta - \zeta)^2) + \frac{|M_{GT,n}|^2 |g_A|^2 (1 + \zeta)^2}{|M_{F,n}|^2 |g_V|^2 (1 - \zeta)^2} (1 + (\delta + \zeta)^2) \right\}$$

$$= 2|M_{F,n}|^2 |g_V|^2 |\tilde{V}_{ud}|^2 \{ 1 + (\delta - \zeta)^2 + 3\tilde{\lambda}_n^2 (1 + (\delta + \zeta)^2) \},$$

where $\tilde{\lambda}_n \equiv \frac{|g_A|(1+\zeta)}{|g_V|(1-\zeta)}$, which corresponds (taking into account the notations) to the definition of λ in formula (29) from the work of P. Herczeg [6]. Thus,

$$|\tilde{V}_{ud}|^2 = |V_{ud}|^2 (1 - \zeta)^2 \text{ and } \tilde{\lambda} \equiv \frac{|g_A|(1+\zeta)}{|g_V|(1-\zeta)}.$$

Note that from the experiment we obtain values that are proportional to the renormalized matrix elements, i.e. \tilde{V}_{ud} and $\tilde{\lambda}$. The unitarity of the renormalized CKM matrix must be conserved up to quadratic terms of correction. The influence of right-hand currents can be observed through quadratic terms in the measurement of relative values – in measurements of asymmetries and polarizations, as well as in the ratio $(F\tau)^{00} / (F\tau)^n$.

The best experimental test is the measurement of the neutrino asymmetry of neutron beta-decay. Note that there are practically no radiative corrections for neutrino asymmetry [32], inner radiative corrections arise at a level of about 10^{-5} , so measuring neutrino asymmetry is the finest

test for right-handed currents. It was precisely for this purpose that the experiments [19, 20, 33] were carried out.

It should be noted that the accuracy of calculation of the right vector boson mass and the mixing angle is approximately 3σ , although the original experimental accuracy was at the level of 2σ . The increase in accuracy after the analysis is associated with nonlinear dependencies in the calculated relations. Therefore, the actual confidence level in determining the W_R mass and the mixing angle ζ is 2σ or 95%. On the other hand, it should be noted that the SM parameter values $\delta = 0, \zeta = 0$ are excluded with 95% confidence twice and independently - from the neutrino asymmetry and from the determination of the matrix element V_{ud} . This is very important, since these are correlated effects. Therefore, it is more properly to estimate the values of M_{W_R} and ζ with a confidence level of approximately 3σ .

The constraint on the W_R mass presented in PDG 2023 shows that $M_{W_R} > 715$ GeV at a 90% confidence level. This constraint was established in 1999. However, PDG contains much stronger constraints on the hypothetical vector boson W' , obtained in accelerator experiments. It is necessary to distinguish between these constraints and it is no coincidence that they are in different subsections of PDG. The point is that the constraints on the W_R mass can be obtained in neutron and nuclear decay, these studies are an alternative method of precision measurements. This is a

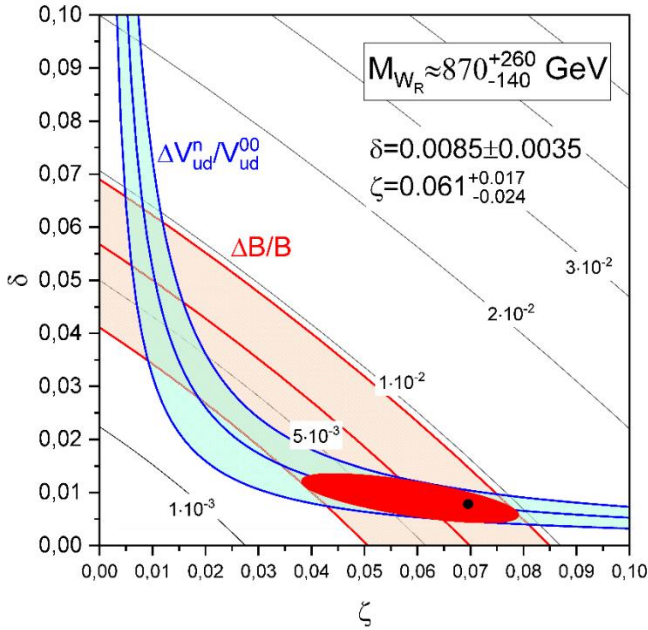
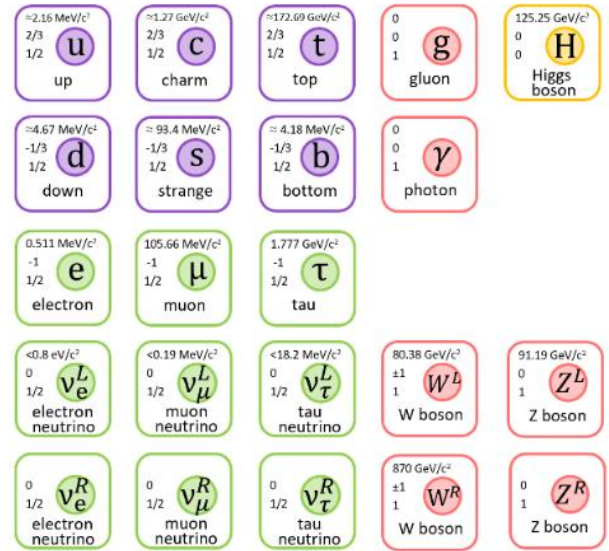


Fig.4. Left – The relation between the values of the parameters of the left-right weak interaction model (δ and ζ) with the deviation of the experimental value of neutrino asymmetry in neutron decay from the neutrino asymmetry within the SM ($\frac{B_{SM}-B_{exp}}{B_{SM}} = 6.5 \cdot 10^{-3}$) and with the deviation of the experimental values of V_{ud} from neutron decay and from $0^+ - 0^+$ transitions for mirror nuclei ($\frac{V_{ud}^n - V_{ud}^{00}}{V_{ud}^{00}} = 8.6 \cdot 10^{-4}$). Right – Scheme of the extension of the Standard Model with an additional right-handed gauge vector boson W_R and right-handed neutrinos ν_R .

There is a possibility of further increasing the measurement accuracy in neutron decay. For example, the PNPI NRC KI project "Neutron Beta Decay" for the PIK reactor is aimed at this [41–43], in which it is planned to use a superconducting solenoid with a long flight base for

whole line of experiments that were discussed earlier, as well as a large number of theoretical works devoted to the analysis of these experimental data for possible deviations from the SM [3–6, 30, 34–40]. Our work complements this list and focuses mainly on right-handed currents. In general, it should be concluded that the constraints on the hypothetical vector boson W' do not contradict the results of the presented analysis. This is the case when precision measurements at low energies can have an advantage over the direct method of searching for new particles in high-energy proton collisions at accelerators. The indications of the W_R mass obtained in this work can be verified in more detail in accelerator experiments.

Due to the obtained results of the analysis for right-handed currents, it is necessary to discuss the possibility of expanding the SM with an additional right-handed gauge vector boson W_R and right-handed neutrinos. If we accept the estimates for the mass of W_R obtained above, and although it should be remembered that these are only indications with confidence level $2 - 3\sigma$, then the next step towards expanding the SM seems obvious and is not unexpected. In fact, such a possible expansion of the SM was considered back in the 70s and 80s [3–5], when the SM had not yet been experimentally confirmed. Below in Fig. 4 on the right is a scheme of such a natural expansion of the SM by introduction additional line.



neutron decay in order to increase the statistical accuracy of decay events and with a magnetic mirror-collimator to isolate the electron emission direction. It is a development of the PNPI RAS experiment of 1998 [19], which is planned to achieve a relative measurement accuracy of 10^{-3}

for neutrino and electron decay asymmetries. Another project of the Technical University of Munich "PERC" for FRM2 reactor [44] also uses a long superconducting solenoid with a magnetic probe to measure neutrino and electron neutron decay asymmetries with a relative accuracy of 10^{-3} - 10^{-4} [45]. Thus, there is reason to believe that the question of the existence of W_R , with the above parameters, will be clarified.

Now we should turn to the question of experimental indications of the existence of right-handed neutrinos, based on the Neutrino-4 and BEST experiments at the 5.8σ CL, where the analysis determined the oscillation parameters $\Delta m_{14}^2 = (7.3 \pm 0.13_{st} + 1.16_{sys}) \text{ eV}^2$ and $\sin^2 2\theta_{14} \approx 0.38$ (best fit point), and the sterile neutrino mass of 2.7 eV [46–48, 1, 2]. Fig. 5 demonstrates the oscillation effect discovered in the Neutrino-4 experiment.

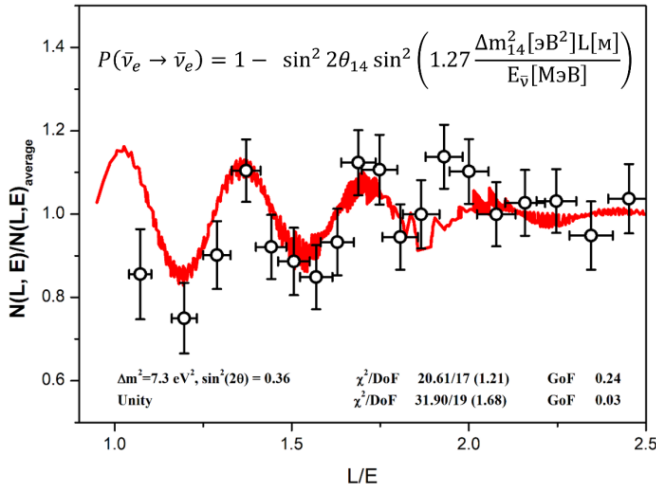


Fig. 5. Oscillation process curve. Oscillation parameters obtained as a result of data analysis are $m_{14}^2 = (7.3 \pm 0.13_{st} + 1.16_{sys}) \text{ eV}^2$ $\sin^2 2\theta_{14} = 0.36 \pm 0.12_{stat}$ (2.9σ).

The oscillation effects in these experiments are interpreted by a transition to the state of the so-called sterile neutrino. However, the scheme for explaining the oscillations in the hypothetical sterile neutrino is unsatisfactory due to the chiral forbiddance. The fact is that the Neutrino-4 experiment is carried out with an antineutrino that has positive chirality, and the BEST

experiment is carried out with a neutrino that has negative chirality. Then, as Fig. 6 on the left shows, the hypothetical sterile neutrino should have different chirality in the Neutrino-4 experiment and in the BEST experiment. The scheme with right-handed neutrinos in Fig. 6 on the right resolves this contradiction by introducing right-handed neutrinos and antineutrinos into consideration ν_e^R and $\bar{\nu}_e^R$ with corresponding chirality. We can generalize this scheme to the case of three neutrinos, according to the flavors of the active neutrinos: ν_e^R and $\bar{\nu}_e^R$, ν_μ^R and $\bar{\nu}_\mu^R$, and ν_τ^R and $\bar{\nu}_\tau^R$.

Discussing the connection between left-handed and right-handed neutrino mixing and left-handed and right-handed vector boson mixing, it should be noted that the probability of neutrino mixing is determined by the square of the neutrino mixing matrix element U_{14} from [48], namely $|U_{14}| = 0.09 \pm 0.02$, and vector boson mixing is proportional to the parameter ζ , which from this analysis is $\zeta = 0.06 \pm 0.02$. The connection between these parameters requires a detailed theoretical justification.

Thus, the experimental situation with neutrino oscillations in the Neutrino-4 and BEST experiments indicates the need to introduce right-handed neutrinos and, accordingly, the right-handed vector boson into consideration. The latter consideration closes the circle of reasoning about the need to expand the Standard Model.

Work on the study of neutrino oscillations is currently actively continuing at reactors and accelerators. In particular, new measurements are planned on an improved and new setup in the Neutrino-4 experiment [49]. Thus, there are reasons to believe that the question of the existence of right-handed neutrinos will be clarified.

In conclusion, it should be noted that we have discussed three indications that do not have a very high confidence level, but together they provide sufficient grounds for discussing a possible extension of the Standard Model.

The work was supported by the Russian Science Foundation (Project No. 24-12-00091, <https://rscf.ru/project/24-12-00091/>).

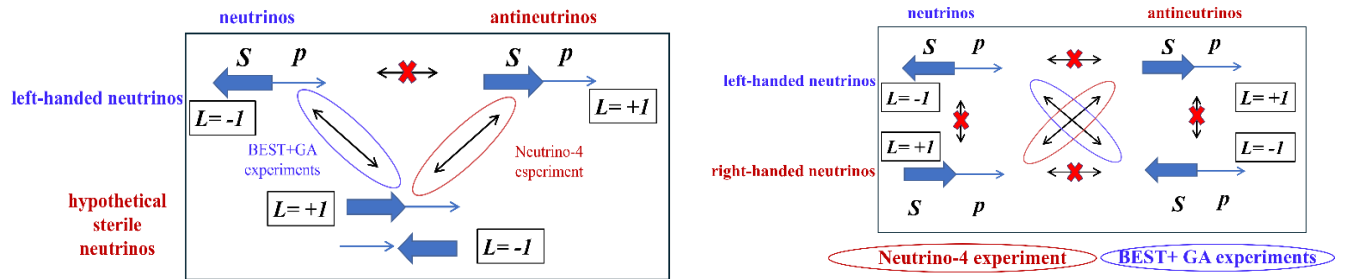


Fig. 6. On the left it is shown that the hypothetical sterile neutrino should have different chirality in the Neutrino-4 experiment and in the BEST experiment, which is unacceptable. On the right – The scheme with right-handed neutrinos resolves this contradiction by introducing right-handed neutrinos and antineutrinos with the corresponding chiralities.

References

[1] A.P. Serebrov, R.M. Samoilov, O.M. Zhrebtsov and N.S. Budanov, PoS, ICPPCRubakov2023, 044 (2024)
 [2] A. P. Serebrov and R. M. Samoilov and O. M. Zhrebtsov and N. S. Budanov, arXiv:2306.09962v2].

[3] M. A. B. Beg, R. V. Budny, R.N. Mohapatra, and A. Sirlin, Phys. Rev. Lett. 38, 1252 (1977),
 [4] B. R. Holstein and S. B. Treiman, Phys. Rev. D 16, 2369 (1977),
 [5] P. Herczeg, Phys. Rev. D 34, 3449 (1986),

- [6] P. Herczeg, Prog. Part. Nucl. Phys. **46**, 413 (2001)]
- [7] N. Severijns, M. Beck and O. Naviliat-Cuncic, Rev. Mod. Phys. **78**, 991 (2006)]
- [8] Serebrov A P, Phys. Usp. **62**, 596–601 (2019)
- [9] A. P. Serebrov, V. E. Varlamov, A. G. Kharitonov et al., Phys. Lett. B, **605**, 2005. pp. 72-78.
- [10] S. Arzumanov, L. Bondarenko, S. Chernyavsky et. al., Phys. Lett. B. **483**, No. 1-3, 2000. pp. 15-22.
- [11] Ezhov V., Proceedings of “The Seventh UCN Workshop”. 2009. St. Petersburg, Russia.
<http://cns.pnpi.spb.ru/7UCN/articles/Ezhov1.pdf>
- [12] Ezhov V.F., Andreev A.Z., Ban G. et al. Measurement of the neutron lifetime with ultracold neutrons stored in a magneto-gravitational trap, JETP Lett. **107**, P. 671 (2018)
- [13] Pattie Jr. R.W., Callahan N.B., Cude-Woods C. et al., Science **360**, P. 627 (2018)
- [14] Gonzalez F.M., Fries E.M., Cude-Woods C. et al., Phys. Rev. Lett. **127**, P. 162501 (2021)
- [15] B. Märkisch, CKM2023.
<https://indico.cern.ch/event/1184945/contributions/5540848/attachments/2719237/4723864/Maerkisch%20CKM%202023%20-1.pdf>
- [16] D. Mund, B. Märkisch, M. Deissenroth et. al., Phys. Rev. Lett. **110**, 172502 (2013)
- [17] B. Märkisch et al., Phys. Rev. Lett. **122**, 242501 (2019)
- [18] S. Navas et al. (Particle Data Group), Phys. Rev. D **110**, 030001 (2024)
- [19] Serebrov A.P. et al., JETP **86**, P. 1074. (1998)
- [20] M. Schumann et al., Phys. Rev. Lett. **99** (2007) 191803
- [21] Gudkov, V.P. AN SSSR, Leningrad (USSR). Inst. Yadernoj Fiziki preprint **1591** (1990)
https://inis.iaea.org/collection/NCLCollectionStore/_Public/22/058/22058530.pdf?r=1
- [22] A.P. Serebrov and N. V. Romanenko, JETP. Lett. **55**, 490 (1992),
- [23] W. J. Marciano and A. Sirlin, Phys. Rev. Lett. **96**, 032002 (2006)
- [24] C.Y. Seng, M. Gorchtein, H. H. Patel, and M. J. Ramsey-Musolf, Phys. Rev. Lett. **121**, 241804 (2018)
- [25] C.Y. Seng, M. Gorchtein, and M. J. Ramsey-Musolf, Phys. Rev. D. **100**, 013001 (2019)
- [26] A. Czarnecki, W. J. Marciano, A. Sirlin, Phys. Rev. D **100**, 073008 (2019)
- [27] X. Feng, M. Gorchtein, L. C. Jin, P.X. Ma and C.Y. Seng, Phys. Rev. Lett. **124**, 192002 (2020)
- [28] I.S. Towner, J.C. Hardy, Nucl. Phys. A **205**, Iss. 1, p. 33-55 (1973)
- [29] J. C. Hardy and I. S. Towner, Phys. Rev. C **91**, 025501 (2015)
- [30] J. C. Hardy and I. S. Towner, Phys. Rev. C **102**, 045501 (2020)
- [31] A. Falkowski, M. González-Alonso, O. Naviliat-Cuncic, N. Severijns, Eur. Phys. J. A **59** 5, 113 (2023)
- [32] A. N. Ivanov, M. Pitschmann, and N. I. Troitskaya, Phys. Rev. D **88**, 073002 (2013)
- [33] I. A. Kuznetsov et al., Phys. Rev. Lett. **75**, 794 (1995)
- [34] V. Gudkov, K. Kubodera, and F. Myhrer J. Res. Natl. Inst. Stand. Technol. **110**, 315-318 (2005)
- [35] J. David Bowman et al., arXiv:1410.5311v1
- [36] Gertrud Konrad and Hartmut Abele, PoS(INPC2016)359
- [37] G. Darius et al., Phys. Rev. Lett. **119**, 042502 (2017)
- [38] Dirk Dubbers, Bastian Märkisch, Ann.Rev.Nucl.Part.Sci. **71** 139-163 (2021)
- [39] Bison, G. at al. Physical Review C, 95(4), (2017)
- [40] A. Kozela et al , J. Phys.: Conf. Ser. 2586 012139 (2023)
- [41] О.М.Беломытцев, А.В. Васильев, Ю.П. Руднев, А.П. Сerebrov, препринт ЛИЯФ – **1391** (1988)
- [42] A. Serebrov, Yu. Rudnev, A. Murashkin et al., J. Res. Natl. Inst. Stan. **110**, 383-387 (2005)
- [43] Serebrov A.P., Rudnev Yu.P., Murashkin A.N. et al., Nucl. Instr. Meth. **545** (2005) p.344-354
- [44] D. Dubbers, Nucl. Instr. Meth. A **596**, 238–247 (2008)
- [45] B. Märkisch, EXA 2017
https://indico.gsi.de/event/5012/contributions/23286/attachments/17026/21492/exa2017_maerkisch_170914.pdf
- [46] A. P. Serebrov et al. (Neutrino-4 collaboration), Phys. Rev. D **104**, 032003 (2021)
- [47] V.V. Barinov et al. (BEST collaboration), Phys. Rev. C. **105**, 065502 (2022)
- [48] A. P. Serebrov, R. M. Samoilov, M. E. Chaikovskii, JETP **164**, Iss. 3 (9), pp. 1–18 (2023)
- [49] A.P. Serebrov et al., Tech. Phys. **68**, No. 1 (2023)