

CommonPower: Supercharging Machine Learning for Smart Grids

Michael Eichelbeck, Hannah Markgraf, and Matthias Althoff

Abstract—The growing complexity of power system management has led to an increased interest in the use of reinforcement learning (RL). However, no tool for comprehensive and realistic benchmarking of RL in smart grids exists. One prerequisite for such a comparison is a safeguarding mechanism since vanilla RL controllers can not guarantee the satisfaction of system constraints. Other central requirements include flexible modeling of benchmarking scenarios, credible baselines, and the possibility to investigate the impact of forecast uncertainties. Our Python tool *CommonPower* is the first modular framework addressing these needs. *CommonPower* offers a unified interface for single-agent and multi-agent RL training algorithms and includes a built-in model predictive control approach based on a symbolic representation of the system equations. This makes it possible to combine model predictive controllers with RL controllers in the same system. Leveraging the symbolic system model, *CommonPower* facilitates the study of safeguarding strategies via the flexible formulation of safety layers. Furthermore equipped with a generic forecasting interface, *CommonPower* constitutes a versatile tool significantly augmenting the exploration of safe RL controllers in smart grids on several dimensions.

Index Terms—Safe reinforcement learning, energy management, model predictive control, multi-agent systems, and forecast uncertainties.

I. INTRODUCTION

A. Motivation

INCREASING adoption of intermittent renewable energy generation and complex power demand patterns, e.g., from electrifying heating and mobility, challenge power system control. Reinforcement learning (RL) has emerged as a promising method as it does not require explicit model knowledge and can automatically adapt to changing parameters. RL controllers have successfully been demonstrated for Volt-Var control, frequency control, economic dispatch, and smart home energy management [1]. Additionally, especially in the current transition period in which not every prosumer has sufficiently smart monitoring infrastructure, distributed control based on multi-agent reinforcement learning (MARL) provides a versatile data-driven approach largely using local information [2]–[5].

RL controllers have demonstrated competitive performance compared to model predictive controllers (MPC) at a significantly lower computational cost [6]. Furthermore, there is evidence that RL controllers can learn the implicit patterns of exogenous inputs and thus outperform a nominal MPC in a setting with inaccurate forecasts [7]. For all its promise, integrating RL controllers into smart grids faces a major

challenge since vanilla RL cannot guarantee the satisfaction of system constraints.

Safe RL is an active area of research with a large amount of existing literature [8]–[11]. Three different safety levels can be distinguished: Encouraged constraint satisfaction, constraint satisfaction with high probability, and guaranteed constraint satisfaction [10]. Due to the critical nature of power systems, guaranteed constraint satisfaction is the required safety level for the real-world deployment of RL controllers. Some approaches require finding Lyapunov functions to prove stability [12] or control barrier function to prove safety [13] – these are very hard to find for non-experts, especially when the system dynamics is complex.

Therefore, we focus on approaches that can readily establish safety guarantees based on a possibly significantly simplified system model [10], [14]. Such a model must be an abstraction of reality in that it produces more behaviors than the real system and can be computed via reachset-conformant identification [15], [16]. Recent work has shown that the specific type of safeguarding and the corresponding feedback given to the RL agent can influence the control performance, which motivates further research [14], [17].

A whole range of Python libraries have been published for modeling power systems and interfacing RL agents. However, these tools have hard-coded safety mechanisms that do not provide feedback to the RL controller. At the same time, sophisticated RL safeguarding strategies are an active area of research for specific applications but have not yet been included in a generic tool.

Our Python library *CommonPower*¹ closes this gap and addresses the need for a versatile tool facilitating the exploration of safe RL controllers in a large variety of smart grid control use cases. By facilitating research on optimized safeguarding approaches, providing credible optimal control baselines, and modeling complex multi-agent setups, *CommonPower* lays the foundation for increased real-world adoption of RL for smart grid control.

While *CommonPower* primarily targets the research community, potential real-world applications are numerous: For the single-agent/centralized set-up, stakeholders could be companies providing building management systems or virtual power plant operators. For competitive or mixed competitive/cooperative scenarios, potential stakeholders are prosumers organized in an energy community or participants of a local energy market.

B. Contributions

With *CommonPower*, we provide a platform to accelerate development and enhance comparability within the safe RL

This work was partially supported by the German Research Foundation (AL 1185/9-1) and the Bavarian Research Foundation project STROM (Energy - Sector coupling and microgrids). The authors are with the TUM School of Computation, Information and Technology, Technical University of Munich, Boltzmannstr. 3, 85748 Garching, Germany.
E-mail: {eic, mhan, althoff}@cit.tum.de

¹<https://github.com/TUMcps/commonpower>

community. The specific contributions are as follows.

- **Modular architecture:** CommonPower has a highly modular approach in which power system entities, controllers, safety layers, and forecasters are abstracted as objects with clearly defined interfaces.
- **Unified interface for single-agent and multi-agent RL:** Contrary to existing tools that provide an interface either for single-agent or multi-agent RL, CommonPower implements a unified interface. This facilitates comparing both approaches.
- **Symbolic system representation:** CommonPower comprises two abstract domains. In the *object domain*, a power system is represented as a tree of objects that can be interacted with. In the *symbolic domain* this object tree is represented symbolically utilizing the well-established Python optimization framework Pyomo [18], [19]. The symbolic model is central for enabling both the RL safeguarding approach and the built-in optimal control baseline mentioned below.
- **Adaptive RL safeguarding mechanisms:** Since CommonPower maintains a symbolic representation of the system under study, a variety of model-based RL safeguarding approaches can be employed by defining safety shields. The default implementation is based on a model predictive control formulation of the system constraints [20], which is used for a safe action projection via optimal programming. This procedure can be applied to arbitrary component models and readily covers single-agent as well as multi-agent setups.
- **Heterogeneous controllers:** Due to the modular design of CommonPower, different types of controllers can be combined in the same multi-agent system. To the best of our knowledge, CommonPower is the first tool enabling control schemes with both RL-based and non-RL controllers in the smart grid context.
- **Built-in central/decentral MPC:** Evaluating an RL controller against a realistic optimal controller baseline is quite cumbersome in existing frameworks. In contrast to this, CommonPower utilizes its symbolic representation to provide a built-in model predictive controller that can serve as a credible baseline.
- **Generic interfaces for diverse data sources and forecasting models:** Existing tools rarely allow studying the influence of inaccurate forecasts of quantities such as loads, electricity prices, or renewable generation on controller performance. CommonPower, however, implements comprehensive interfaces facilitating the use of arbitrary data sources and forecasting models.

A comparison with existing libraries that provide interfaces to RL-based controllers can be found in Tab. I. It shows that CommonPower is the only tool in the smart grid context that provides flexible component modeling, symbolic equations, decentralized control, and flexible prediction models.

CommonPower is extensible on various levels. It supports defining new models and controllers through well-documented interfaces and tutorials. In addition, to facilitate integration into ongoing projects, an import interface to the well-known library

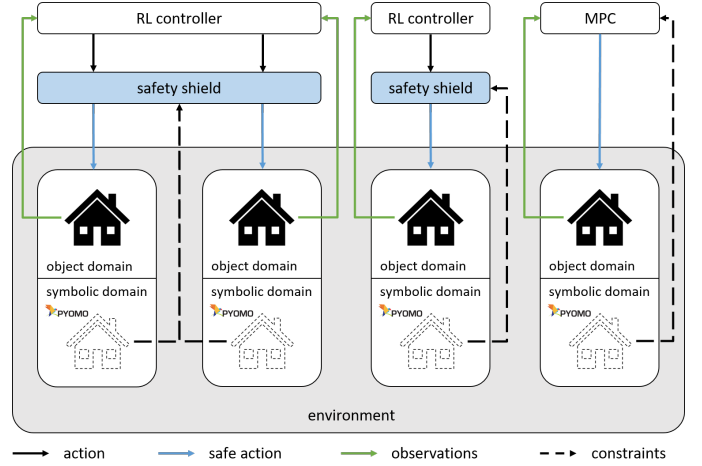


Fig. 1. Illustration of a decentral control set-up featuring non-RL and RL-based controllers with modular safety layers.

pandapower [21] is provided.

The type of setup that can unprecedentedly be modeled in CommonPower is illustrated in Fig. 1. The figure shows decentral control with heterogeneous controllers with safeguarding based on symbolic representations.

C. Organization

After discussing related work (Sec. II), we introduce the high-level problem formulation and establish some theoretical RL background (Sec. III). We proceed by describing how power systems (Sec. IV) and control flows (Sec. V) are modeled in CommonPower. Finally, we investigate an exemplary use case (Sec. VI) and conclude (Sec. VII).

II. RELATED WORK

While many tools exist for modeling and controlling power systems using RL agents, none implement a systematic and versatile approach to safeguarding RL. Therefore, we first provide an overview of research investigating such strategies in specific applications. Subsequently, we present existing tools featuring single-agent and multi-agent RL for smart grid control.

A. Control Applications Utilizing Safe Single-Agent RL

A possible strategy to safeguard a central RL controller is to apply an action mask that only lets the agent choose safe actions [22]–[24]. While this approach is well-established for discrete action spaces, it has, to the best of our knowledge, not been investigated for continuous action spaces in the smart grid context.

The most common strategy for continuous action spaces is to let the agent freely choose an action and adjust this proposed action before applying it to the system. In the area of voltage regulation, the studies in [25], [26] formulate a projection based on a quadratic optimal program with linearized voltage constraints. The work in [27] safeguards an economic dispatch controller with an efficient linear projection, while the studies

in [6], [28] use a quadratic program, [28] additionally including a constraint that guarantees demand satisfaction during islanding mode.

However, the study in [29] argues that such projections might have unfavorable implications on the learning performance of the RL agent, which demands further investigation. A step in this direction is the incorporation of a differentiable projection layer within the policy network of the RL agent [30], [31]. In a similar fashion, the approach in [32] adjusts the output of the policy network in two steps. The first completes the partial network output to satisfy equality constraints, while the second computes a correction to additionally satisfy inequality constraints. In contrast, the work in [33] develops a differentiable function that maps the action of the RL agent to a previously computed robust control invariant set. A different route is taken in [34], where the learned action-value function is represented as a mixed-integer optimal program during deployment. The control action is then computed by solving this optimal program, considering all system constraints.

The controller interface in CommonPower provides structured access to the symbolic model of the controllable subsystem. This makes it possible to integrate arbitrary model-based safeguarding strategies into the framework purely by extension.

B. Control Applications Utilizing Safe Multi-Agent RL

In multi-agent RL for power system control, we need to differentiate between safeguarding constraints that depend on the behavior of multiple agents, which we refer to as global constraints, and constraints that only apply to an individual agent, referred to as local constraints.

Local constraints, such as the charge limits of independent energy storage systems, can be addressed using the approaches presented in the previous subsection but are commonly neglected in the multi-agent literature. Some works assume underlying backup controllers such as a battery management system that will override unsafe decisions of individual agents [35], [36]. The study in [17] employs a quadratic program to guarantee local constraint satisfaction. However, it only partially investigates how safeguarding affects the MARL training process.

Global constraints whose satisfaction depends on the decisions of all agents are generally modeled as soft constraints: If these constraints are violated, all agents receive a negative reward that encourages them to reduce the violations. In voltage regulation [37], [38] or frequency control [39], [40] problems, MARL is usually employed to improve scalability over single-agent RL by partitioning the action space. The joint goal of all agents is to reduce the deviation from a desired voltage or frequency – this translates to reducing the violation of a soft constraint. During training, reward shaping encourages the RL agents to avoid such violations and re-establish grid stability as fast as possible.

However, such a global reward induces non-stationarity: All agents adjust their policy simultaneously to obtain a higher reward. Since the reward depends on the decisions of all agents, the individual faces a moving target problem [41]. A

common remedy for this problem is to use global observations during training, a paradigm that is referred to as *centralized training, decentralized execution* (CTDE). This paradigm is the standard approach in voltage and frequency control [37]–[40] since no privacy concerns have to be respected in this case. The same applies when MARL is used for home energy management tasks where multiple electric appliances within a building are controlled by multiple agents. These agents must coordinate to achieve global goals such as limiting the dependence on the main grid [42] or keeping the indoor temperature within a desired range [43].

In the context of MARL for coordinated economic dispatch of multiple entities, privacy concerns make it more difficult to share global observations among agents. Some works still use the CTDE paradigm with the justification that training is performed in simulation, where additional information is readily available [44], [45]. An alternative is to only share selected [35] or encoded [46] information between the agents. This requires establishing a communication protocol that can be realized in CommonPower by extension.

C. Tools for Modeling Power Systems and Interfacing Single-Agent RL

Andes_gym [47] provides a single-agent RL interface for frequency and voltage control. It is based on the *ANDES* library [48], which features a symbolic modeling framework and optimized numerical simulations. *Gym-ANM* [49], [50] targets economic dispatch use cases and includes an MPC as a baseline. *Grid2op* [51], [52] presents a framework for power grid management in which agents can control both the grid topology and power dispatch. Furthermore, it can model opponents that attempt to destabilize the system. *PowerGym* [53] is a library designed for Volt-Var control in distribution networks and utilizes the Python version of OpenDSS for solving provided system constraints. The tool *python-microgrid* [54] is a lightweight framework for economic dispatch in microgrids. *RLGC* [55] is a library tailored for emergency control, e.g., generator dynamic braking or under-voltage load shedding. Lastly, *SustainGym* [56] is a collection of benchmarks for single-agent and multi-agent control covering five distinct energy management use cases.

D. Tools for Modeling Power Systems and Interfacing Multi-Agent RL

Toolboxes for MARL exist mainly for home energy management and economic dispatch applications. *CityLearn* [2], [3] provides both benchmark environments and baseline implementations for demand response of buildings using MARL. This framework is extended with a power grid model in *GridLearn* [4] so that tasks such as voltage regulation can be addressed. Both libraries focus on decentralized control of active storage components, such as thermal energy storage or batteries, and rely on pre-simulated heating and cooling demands. *PowerGridWorld* [5] provides a modular framework for modeling arbitrary multi-agent scenarios, including effects of decisions on passive components such as thermal energy storage capacity of buildings.

TABLE I
COMMONPOWER COMPARED TO EXISTING PYTHON LIBRARIES

Name	Focus area	Flexible component modeling	Symbolic equations	Decentralized control	Flexible prediction models
Andes_gym [47], [48]	Stability control	✓	✓	✓	✗
CityLearn [2], [3]	Building management	✗	✗	✓	✗
Gym-ANM [49], [50]	Economic dispatch	✓	✗	✗	✗
Grid2op [51], [52]	Sequential grid operation	✗	✗	✗	✗
GridLearn [4]	Building management	✗	✗	✓	✗
PowerGridworld [5]	Economic dispatch	✓	✗	✓	✗
PowerGym [53]	Voltage control	✓	✓	✗	✗
python-microgrid [54]	Economic dispatch	✓	✗	✗	✓
RLGC [55]	Emergency control	✓	✓	✗	✗
SustainGym [56]	Energy management	✗	✗	✓	✗
CommonPower	Economic dispatch	✓	✓	✓	✓

III. PRELIMINARIES

A. Problem Statement

The primary application areas of CommonPower are smart home energy management, demand response, and economic dispatch in microgrids. We model these control tasks as discrete-time receding-horizon optimal control problems. Within a network, we assume a set of nodes \mathcal{N} . A node can either be a prosumer or a balancing asset. The set of all prosumers $\mathcal{P} \subseteq \mathcal{N}$ comprises generators, inflexible loads, flexible loads, storage systems, and mixtures thereof. A set of balancing assets $\mathcal{A} = \mathcal{N} \setminus \mathcal{P}$ represents assets that are utilized by the grid operator to establish grid stability. Prosumers can form disjoint coalitions $\mathcal{G}^i \subseteq \mathcal{P}, \bigcap \mathcal{G}^i = \emptyset, \bigcup \mathcal{G}^i = \mathcal{P}$ in which all members are jointly controlled. We refer to *centralized control* for the special case in which there are no balancing assets, and all prosumers are controlled centrally, i.e., there is only one coalition $\mathcal{G} = \mathcal{P} = \mathcal{N}$. In every coalition i ,

- u_t^i is the vector of controllable inputs,
- \hat{d}_t^i is the vector of uncontrollable exogenous inputs, which is a possibly inaccurate forecast $\forall t > 0$,
- x_t^i is the state vector,
- $h^i(x_t^i, \hat{d}_t^i)$ describes the input coupling, i.e., constraints arising from power flow or power balance considerations,
- $f^i(x_t^i, \hat{d}_t^i, u_t^i)$ models the system dynamics, and
- $C^i(x_t^i, \hat{d}_t^i, u_t^i)$ is the cost function.

Inputs and states are restricted by constant technical limits $[\underline{u}^i, \bar{u}^i]$ and $[\underline{x}^i, \bar{x}^i]$, respectively. For every time step t , each coalition i solves for a control horizon T the optimization problem

$$\min_{u^i} \sum_{t=0}^T C^i(x_t^i, \hat{d}_t^i, u_t^i) \quad (1a)$$

s.t.

$$\begin{aligned} u_t^i &\in [\underline{u}^i, \bar{u}^i] \\ u_t^i &= h^i(x_t^i, \hat{d}_t^i) \\ x_t^i &\in [\underline{x}^i, \bar{x}^i] \\ x_{t+1}^i &= f^i(x_t^i, \hat{d}_t^i, u_t^i). \end{aligned} \quad (1b)$$

In the case of centralized control, all nodes and their input coupling are contained in (1b), resulting in a dispatch solution that satisfies all system constraints.

In *decentral control*, (1b) only contains input coupling constraints within coalitions but not between them since we assume that coalitions do not communicate with each other. This makes it very unlikely that the independent dispatch decisions of all coalitions fulfill the input coupling constraint on the network level. Therefore, in practice, we always model at least one balancing asset in decentral control. Balancing assets are dispatched as a second stage by solving (1) with a single coalition $\mathcal{G}^i = \mathcal{A}$. Here, the previously computed input trajectories for all coalitions are concatenated in $u^{\mathcal{P}}$, which is treated as uncontrollable input. The input coupling constraint is then given by $u_t^{\mathcal{A}} = h^{\mathcal{A}}(x_t^{\mathcal{A}}, [\hat{d}^{\mathcal{A}} \quad u_t^{\mathcal{P}}]^{\top})$.

B. Theoretical Background

The problem statements in Sec. III-A can both for the central and decentral case be considered a sequential decision-making process under uncertainty. RL is the standard machine learning approach for solving such problems. Compared to classic control approaches such as optimal control, RL does not require an explicit definition of the system dynamics f . Instead, implicit knowledge about f is gathered through interaction with the system. For the machine learning aspects, we refer to the system as an environment and the RL controller as an agent.

Decentral control of a system with multiple agents can be realized using multi-agent reinforcement learning (MARL). In MARL, the underlying control problem is commonly modeled as a partially observable Markov game (POMG). It is defined as a tuple $(\mathcal{L}, \mathcal{S}, (\mathcal{U}^i, \mathcal{O}^i, R^i)_{\forall i \in \mathcal{L}}, T, \gamma)$ [57], where

- $\mathcal{L} = \{1, \dots, L\}$ is the set of agents,
- $\mathcal{S} := [\underline{s}, \bar{s}]$ is the global state space of the environment,
- $\mathcal{O}^i := [\underline{o}^i, \bar{o}^i]$ is the observation space of an agent,
- $\mathcal{U}^i := [\underline{u}^i, \bar{u}^i]$ is the input space (also referred to as the action space) of an agent,
- $R^i : \mathcal{O}^i \times \mathcal{U}^i \rightarrow \mathbb{R}$ is the agent-specific reward function,
- $T : \mathcal{S} \times \mathcal{U}_1 \times \dots \times \mathcal{U}_L \times \mathcal{S} \rightarrow \mathbb{R}$ is the probability density function modeling state transitions, and
- $\gamma \in [0, 1)$ is the discount factor used to weigh future rewards.

We use the notation $(\mathcal{U}^i, \mathcal{O}^i, R^i)_{\forall i \in \mathcal{L}}$ to refer to the tuple of individual quantities $(\mathcal{U}_1, \dots, \mathcal{U}_L, \mathcal{O}_1, \dots, \mathcal{O}_L, R_1, \dots, R_L)$. Centralized RL control is a special case of the POMG with $L = 1$, resulting in a Markov decision process (MDP).

Even though the presented POMG does not model exactly the same problem as (1), the two are closely related. During training, the RL agents learn the policy π^i with $u_t^i = \pi^i(o_t^i)$ maximizing the expected cumulative discounted reward $\mathbb{E}_{\pi^i}[\sum_{k=0}^T \gamma^k R_{t+k+1}^i]$ [58]. However, vanilla RL cannot consider the constraints (1b) except for the input limits which are captured by the action space \mathcal{U}^i . This is why we require a safety shield like the one described in Sec. V-D. Without any safety considerations, the reward is the negative stage cost $R^i = -C^i$. In Sec. V-D we describe how to modify the reward function to incorporate information about any interventions of the safety shield. We choose the observation of an agent as the concatenation of its state variables and the forecasts of uncontrollable inputs $o_t^i = [x_t^i \quad \hat{d}_{[t,T]}^i]^T$.

C. Model-based Safeguarding

Among the numerous approaches for safeguarding RL, model-based strategies are particularly well suited for power systems, as they do not require the derivation of auxiliary functions and scale to high dimensions. These methods, often referred to as safety shields or safety filters, restrict the actions of the RL agent to the set of safe inputs at runtime [10], [20], [59]. The set of safe inputs is based on a possibly simplified model of the system and can be computed from a robust control invariant state set [60] or, more flexibly, be formulated as a model predictive control problem [20].

Corresponding strategies can be divided into preemptive and post-posed approaches. Preemptive methods adjust the action selection process of the RL algorithm itself, whereas post-posed methods adjust the action selected by the agent before applying it to the environment. While preemptive action masking has a better theoretical justification, it poses two drawbacks in practice. First, the implementation is algorithm-specific and often non-trivial, and second, the safe input set must be computed explicitly, which is usually expensive for continuous action spaces [14].

Since CommonPower is designed to be algorithm-agnostic, we initially focus on post-posed approaches, which can be classified into action replacement and action projection [14]. In action replacement, the first step is to verify whether the action proposed by the RL agent violates any constraints. If that is the case, it is replaced by an action from the safe action space. This safe action can be obtained by either solving a constrained optimization problem with a suitable objective function or by explicitly computing the safe action space, e.g., through reachability analysis and sampling from it. Action projection can be considered a special case of replacement and is achieved by computing the safe action via solving a constrained optimization problem with an objective function that minimizes the distance between the proposed and safe action. Action projection is the default safeguarding approach implemented in CommonPower, with the implementation details provided in Sec. V-D.

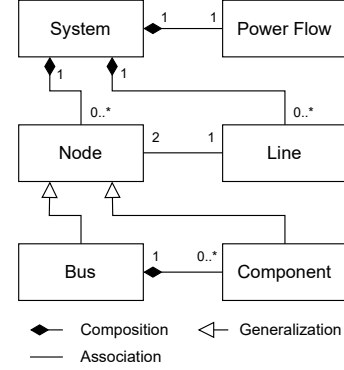


Fig. 2. UML block definition diagram of power system entities.

IV. MODELING

A. Power System Entities

CommonPower comprises two domains: the object domain and the symbolic domain. The object domain makes it possible to conveniently compose power systems and provides interfaces to external libraries or tools. In the symbolic domain, all power system entities have a symbolic representation. They specify the variables and constraints that constitute the system model corresponding to the problem formulation in (1). With this approach, object-oriented programming features, such as inheritance, can be leveraged while maintaining full symbolic expressiveness.

1) *Object domain:* In CommonPower, physical entities such as buses, electrical devices, or lines are all referred to as power system entities. CommonPower furthermore abstracts the way power flow is modeled as an entity. The implemented entities are described in the following list, and their relationships are visualized in Fig. 2:

- **System:** This class is the unique root of the power system representation. It keeps a list of all buses and lines in the system.
- **Bus:** This represents a generic bus and can have subordinate child components. By default, a bus comes with an internal power balance equation and sums the costs of its children.
- **Component:** A component represents a specific electrical device, e.g., battery, electric vehicle, gas turbine, etc. It does not have children. Implementing sub-classes of components enables flexible modeling of arbitrary devices.
- **Line:** Represents a power transmission line connecting two buses. Sub-classes enable flexible modeling in conjunction with corresponding power flow models.
- **Power Flow:** This defines how power flow is modeled on the system level, e.g., via power balance, DC power flow constraints, or AC power flow constraints.

2) *Symbolic domain:* In the symbolic domain, CommonPower uses the optimization framework Pyomo [18], [19]. The reasoning behind choosing Pyomo over a more generic symbolic library is that the resulting models can readily be used in optimization problems. This is required for optimal control and RL safeguarding. Pyomo uses the concepts of variables *Var* and parameters *Param* to differentiate between

decision variables and model parameters. To enable a high level of model expressiveness, CommonPower defines a range of model element types that each map to either variables or parameters. Accordingly, these types can be thought of as providing metadata to Pyomo. Additionally, there exist types directly corresponding to constraints and sets in Pyomo.

In CommonPower, an entity can be modeled using the following types of model elements:

- **INPUT** (Var): Input variable that is set by a controller.
- **DATA** (Param): Exogenous input, read from a data provider.
- **STATE** (Var): State variable requiring an initial value.
- **VAR** (Var): Generic variable not requiring an initial value.
- **CONSTANT** (Param): Fixed Parameter. It is either constant across simulation runs or initialized in each run based on a specific logic.
- **COST** (Var): Variable specifically representing a cost.
- **CONSTRAINT** (Constraint): Input coupling and dynamics functions are defined with this type.
- **SET** (Set): Sets can be useful to specify the values a variable can take.

Note that Pyomo can represent arbitrary nonlinear constraints, which makes it possible to model non-convex dynamics or power flow. Specifically, piece-wise linear functions are often useful in power system modeling, e.g., for the approximation of battery dynamics [61]. CommonPower models such occurrences via mixed integer equations and provides a utility that largely automates the generation of corresponding auxiliary constraints (inspired by [62]). This approach generally leads to mixed-integer quadratically constrained programs, which can be solved more efficiently than general nonlinear programs. For illustration, the model of a simple battery storage system is presented in Tab. II. This model introduces a binary charging indicator variable and corresponding constraints based on the big-M method to represent the piece-wise linear dynamics of batteries.

B. Global Symbolic Model

After having modeled a scenario in the object domain, the system is represented by an object tree of entities, with every entity defining its individual symbolic model. Before running a simulation, CommonPower automatically aggregates this distributed symbolic representation into a global symbolic model in the form of (1). To this end, the object tree is traversed and all local symbolic models are added to a hierarchical model in which the original tree structure is maintained via Pyomo blocks. This hierarchical structure can readily be used for optimization within Pyomo and defines the scope of optimal controllers and safety layers in a decentral control scenario.

To make the described modeling approach more tangible, we discuss a highly simplified example. The example system consists of two households and a substation under centralized optimal control. The first household owns a load component, while the second household owns a load and a battery. We consider only active power p and, accordingly, enforce only active power balance on the network level. The battery has a state of charge soc that describes the amount of stored energy.

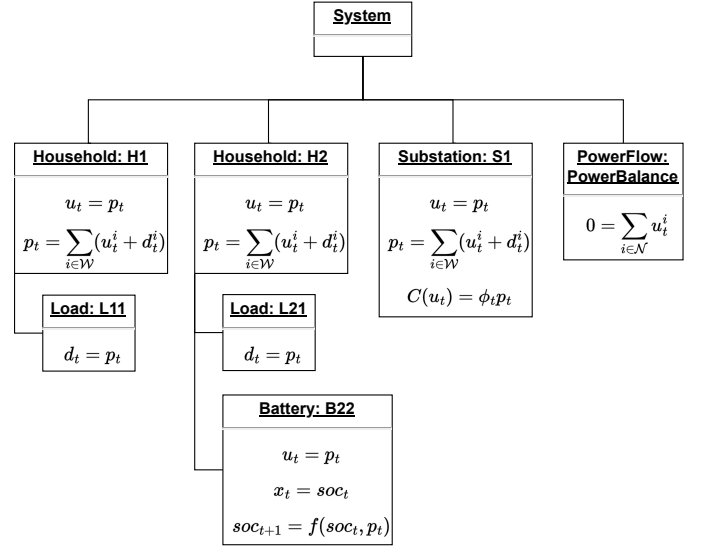


Fig. 3. Example system in the object domain with each entity displaying its symbolic model.

We regard the substation as a trading node with a time-varying unit price $\phi_t \geq 0$ and write the set of a node's children as \mathcal{W} . For ease of exposition, we ignore state and input limits. To simulate this system in CommonPower, the user would compose an object tree representing the system structure from instances of predefined or self-modeled entity classes. The resulting representation of the described example system in the object domain is visualized in Fig. 3. Here, each entity instance displays its respective simplified symbolic model.

In the example system, the only control input is the active power set point of the battery. The control task is to choose it such that the cost at the substation is minimized under uncertain forecasts for the active power demand of the two loads and the market prices. CommonPower then obtains the global symbolic model for the above example system as

$$\begin{aligned}
 & \min \sum_{t=0}^T \hat{\phi}_t p^{S1} \\
 & s.t. \\
 & p_t^{H1} = \hat{p}_t^{L11} \\
 & p_t^{H2} = \hat{p}_t^{L21} + p_t^{B22} \\
 & 0 = p_t^{H1} + p_t^{H2} + p_t^{S1} \\
 & soc_{t+1}^{B22} = f^{B22}(soc_t^{B22}, p_t^{B22}).
 \end{aligned}$$

C. Data Providers

Exogenous inputs are fed by data providers, which are each composed of a data source and a forecaster. The data source feeds data to the forecaster that returns a forecast of future values. By defining this dual structure and corresponding interfaces, CommonPower provides maximum flexibility with regard to external data sources and forecasting algorithms.

Forecasters return a prediction for the value of a variable for every time step within the control horizon utilizing some algorithm Φ . We write $\hat{d}_{[t_0, t_0+T]}$ to describe the series of

TABLE II
BATTERY MODEL. M IS A LARGE POSITIVE CONSTANT.

description	name	type	constraint expression/domain
active power	p	INPUT	$p \in \mathbb{R}$
charging indicator	ec	VAR	$ec \in \{0, 1\}$
cost	$cost$	COST	$cost \in \mathbb{R}$
state of charge	soc	STATE	$soc \in \mathbb{R}_0^+$
initial soc	soc^{init}	CONSTANT	$soc^{init} \in \mathbb{R}_0^+$
cost of wear	ρ	CONSTANT	$\rho \in \mathbb{R}_0^+$
charge efficiency	η^c	CONSTANT	$\eta^c \in [0, 1]$
discharge efficiency	η^d	CONSTANT	$\eta^d \in [0, 1]$
self-discharge	η^s	CONSTANT	$\eta^s \in [0, 1]$
indicator constraint 1		CONSTRAINT	$\forall t : p_t \geq -M(1 - ec_t)$
indicator constraint 2		CONSTRAINT	$\forall t : p_t < Mec_t$
state initialization		CONSTRAINT	$soc_0 = soc^{init}$
dynamics function		CONSTRAINT	$\forall t \in [0, T - 1] : soc_{t+1} = \eta^s soc_t + \eta^c (ec_t) p_t + \frac{1}{\eta^d} (1 - ec_t) p_t$
cost function		CONSTRAINT	$\forall t : cost_t = \rho(ec_t) p_t - \rho(1 - ec_t) p_t$

predictions for an exogenous input d for the time from t_0 to $t_0 + T$ based on the knowledge at time t_0 . A forecaster has access to past and present values of a set of features $z \in \mathcal{Z}$ and optionally to external forecasts of a set of features $\hat{z} \in \hat{\mathcal{Z}}'$. Features can be measurements and additional information, such as the day of the week. A forecaster then implements

$$\hat{d}_{[t_0, t_0+T]} = \Phi(z_{[t_0-L, t_0-1]}, \hat{z}'_{[t_0, t_0+T]}), \quad (2)$$

where L is the number of time steps to look back into the past. Note that we do not generally require that $d \in \mathcal{Z}$.

V. CONTROL

A. Overview

Unlike existing tools, CommonPower enables both the deployment and the training of multi-agent systems with heterogeneous controllers, including safety shields for controller types that do not inherently consider safety constraints. While the user can extend CommonPower with arbitrary controller types, we provide a vanilla implementation of a model predictive controller and an RL-based controller. For training the RL-based controllers, CommonPower offers a common interface for both single-agent and multi-agent training algorithms. This interface realizes the interaction with the underlying power system, including synchronization with any non-RL controllers. We distinguish between a training mode and a deployment mode with fixed parameters where the policies of all RL agents are frozen.

Before going into more detail, we want to demonstrate the effectiveness of our approach with a small example. The pseudo-code in Fig. 4 shows how to use CommonPower to set up a power system consisting of two buildings. One is controlled by an RL agent, the other by an optimal controller. To the best of our knowledge, no existing tool is able to realize such a setup with heterogeneous controllers. With CommonPower, the user only has to specify the safeguarding

```
house_1 = Bus()
house_2 = Bus()
sys = PowerSystem()
sys.add_node(house_1).add_node(house_2)
ctrl_1 = RLController(SafetyShieldX())
ctrl_2 = OptimalController()
# decentralized control structure
ctrl_1.add_entity(house_1)
ctrl_2.add_entity(house_2)
# training
TrainingRunner(sys, RLAlgorithmX()).run()
# deployment
DeploymentRunner(sys).run(T)
```

Fig. 4. Usage example of CommonPower in pseudo-code.

mechanism and the RL algorithm. The RL agent can be trained with a single line of code. After training, the system with the two controllers can be simulated using the same interface.

B. Deployment with Fixed Parameters

We refer to the evaluation of controllers with fixed parameters as deployment. This is not synonymous with deployment on real hardware, in which case RL controllers could keep learning. The control flow for this operation mode is provided by Alg. 1: In each time step t , the system loops over all controllers, which compute the control inputs for their respective subsystems. For RL-based controllers, this translates to the execution of the learned policy. Each RL controller has a safety shield that adjusts the predicted action if necessary, as described in Sec. V-D. Subsequently, all control inputs are applied simultaneously to advance the discrete-time system dynamics and transition to the next state.

C. Training

Besides the loading of pre-trained controllers, we also provide an interface that can be adapted for both single-agent

Algorithm 1 Single run

```
 $t \leftarrow t_0$ 
 $x_t \leftarrow \text{init}()$   $\triangleright$  Initialize state and parameters
while  $t < t_0 + T$  do
   $d_t \leftarrow \text{update\_data}(t)$   $\triangleright$  Obtain exogenous inputs
   $\hat{d}_{[t+1, t+T]} \leftarrow \text{forecasts}(t)$ 
   $o_t \leftarrow [x_t \quad d_t \quad \hat{d}_{[t+1, t+T]}]$   $\triangleright$  Collect observations
   $u_t \leftarrow \text{get\_controller\_inputs}(o_t)$ 
   $c_t \leftarrow C(x_t, d_t, u_t)$   $\triangleright$  Compute cost
   $x_{t+1} \leftarrow f(x_t, d_t, u_t)$   $\triangleright$  Execute system dynamics
   $x_{t+1} \leftarrow \text{additional\_updates}(t)$ 
   $t \leftarrow t + 1$   $\triangleright$  Step system forward
end while
```

and multi-agent RL training algorithms. For single-agent RL, the standard interface for realizing the interaction with the environment has been established by OpenAI: the gymnasium API (application programming interface) [63].

This API is used by most single-agent RL training algorithms, in particular by all algorithms from the StableBaselines (SB3) repository [64], which are considered to be state-of-the-art. Unfortunately, no similar standard has emerged for multi-agent RL thus far. The multi-agent API PettingZoo [65] provided by OpenAI is tailored to gaming environments with the possibility of agent creation and death during episodes. This would incur unnecessary overhead for the application scenarios we consider since we assume a constant number of active agents. Therefore, we do not adopt the PettingZoo API and instead use an interface similar to the multi-agent environment representation provided by RLLib [66], which is also used by *PowerGym* [53]. The interface can easily be adapted for other training algorithms using wrapper classes. In particular, we already provide a wrapper to adapt it to the gymnasium API for single-agent RL as well as the multi-agent proximal policy optimization (MAPPO) implementation by [57].

D. Safeguarding RL-based Controllers

To train and deploy RL-based controllers in safety-critical real-world applications, such as power systems, constraints of the controlled system have to be fulfilled at all times. In the case of decentral control with shared constraints, we adopt a two-stage approach: First, each agent computes its dispatch, and then the grid operator computes the dispatch of balancing assets to fulfill global constraints. This is in line with existing work [35], [42]–[45]. In contrast, a single-stage distributed optimization with global constraints requires communication between agents. While we plan to include this in a future release of the CommonPower, we have initially decided on the two-stage approach since it has significantly lower computational overhead and, in our view, is a more realistic representation of real-world power grids in the mid-term future. Furthermore, it is privacy-preserving since each coalition can compute its own dispatch subject to local constraints based on purely local observations, and the grid operator only needs information about the total energy consumption.

The safety shield of an individual agent solves an optimal control problem that captures the constraints of the subsystem under control over a horizon T . The output of the safety layer, the safe action for the current time step t , is passed to the environment as shown in Fig. 1. The unique feature of CommonPower is that the constraints of the subsystem are automatically extracted from the symbolic domain of the respective entities as described in Sec. IV-B.

The default safeguarding mechanism in CommonPower is based on the predictive safety filter from [20] and formulated as action projection computing a safe action \tilde{u}_t^i minimizing the Euclidian distance to the proposed action u_t^i of the RL agent. Accordingly, the safety layer solves

$$\tilde{u}_t^i = \underset{u_t'}{\operatorname{argmin}} \|u_t' - u_t^i\|_2 \quad (3)$$

s.t. (1b).

When using post-posed safeguarding during RL training, the behavior policy used to gather data differs from the target policy that is being learned. Normally, a policy is updated based on a batch of tuples $(o_t^i, u_t^i, o_{t+1}^i, r_t^i)$. When a correction of u_t^i becomes necessary, this tuple could be changed to $(o_t^i, \tilde{u}_t^i, o_{t+1}^i, r_t^i)$ which features the safe action and the reward obtained from applying this action. However, this would mean updating the policy with actions that do not stem from the most recent policy, which is an expected procedure for off-policy algorithms but can be problematic for on-policy algorithms [14]. Instead, we add an adaption penalty to the reward

$$\tilde{r}_t^i = R^i(o_t^i, u_t^i, o_{t+1}^i) + R_{\text{penalty}}^i(u_t^i, \tilde{u}_t^i) \quad (4)$$

such that the tuple used for learning is $(o_t^i, u_t^i, o_{t+1}^i, \tilde{r}_t^i)$. This penalty informs the agent about the intervention of the safety layer. How to compute the penalty is a design choice and can require careful tuning.

VI. EXPERIMENT

To comprehensively demonstrate the use of CommonPower, we conduct an experiment comparing RL to an optimal control baseline for a centralized and a decentralized control scheme under consideration of noisy forecasts. The presented case study is an example of a comparison along multiple dimensions, which could not be studied with any existing tool (see Tab. I).

A. System Model

The topology of our test system is based on the *Kerber Landnetz Kabel 2* network taken from the pandapower library. This network is based on a theoretical categorization of power networks and represents an average rural network [67]. The network has 30 buses, 14 of which are households, and is connected to the external grid via a substation. The topology is imported from pandapower and all parameters are maintained, e.g., line admittances. We use the DC power flow model [68, Ch. 6.2.4]. During import, components are added to households in a stochastic fashion. Each household has an inflexible load with a probability of 100%, a battery with a probability of 50%, and a photovoltaic generator with a probability of 50%.

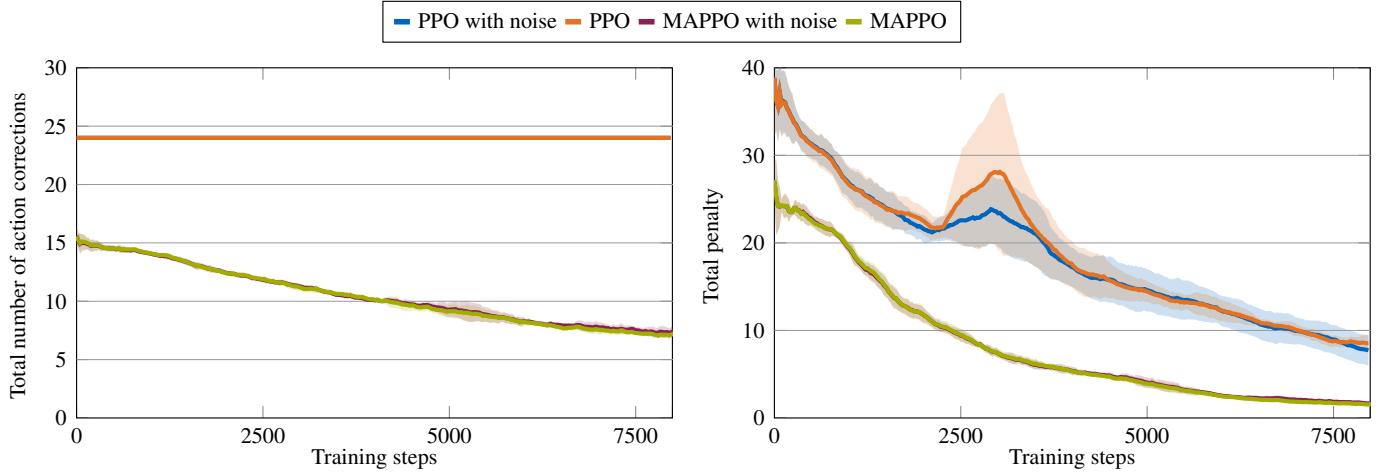
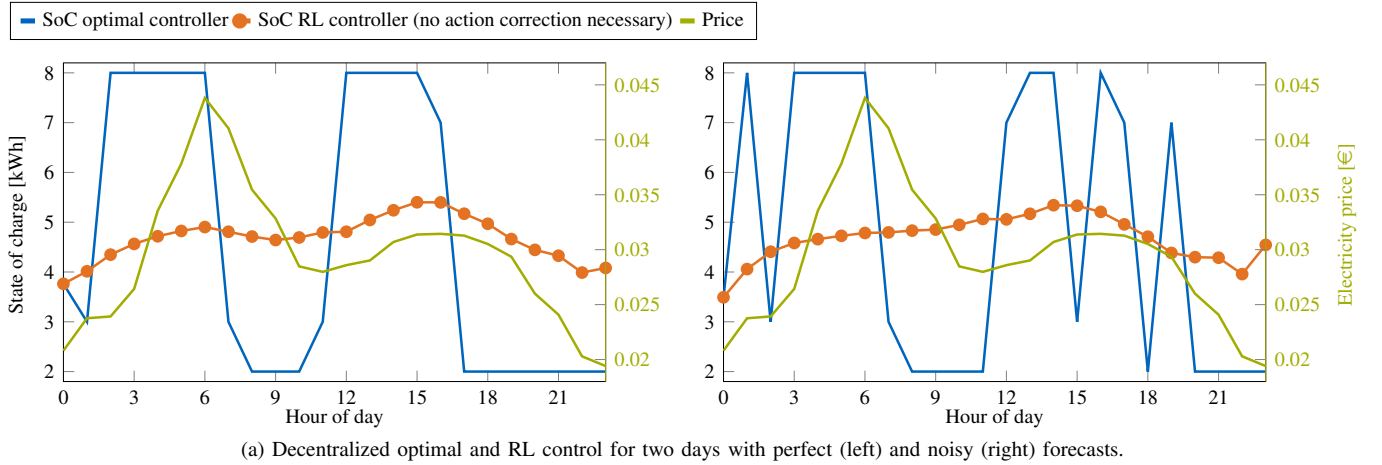
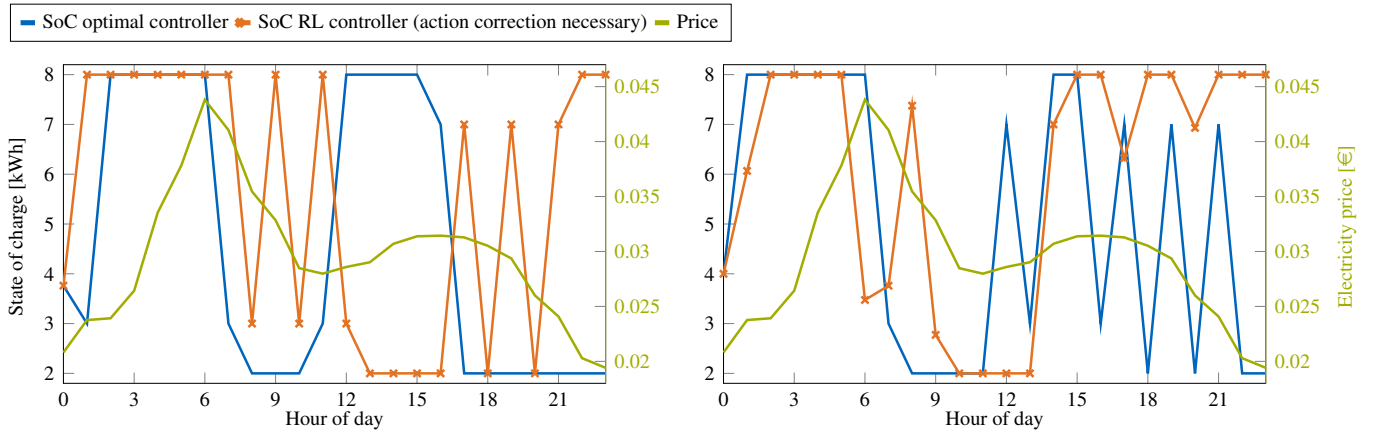


Fig. 5. Training curves for the decentralized (MAPPO) and centralized (PPO) scenario. For each training algorithm, we compute the mean and standard deviation over five random seeds of the number of action corrections (left) and the constraint violation penalty (right).



(a) Decentralized optimal and RL control for two days with perfect (left) and noisy (right) forecasts.



(b) Centralized optimal and RL control for two days with perfect (left) and noisy (right) forecasts.

Fig. 6. Comparison of the energy management of an optimal controller and an RL controller for a given household with a battery. Fig. 6a compares an RL controller trained just for this household (decentral control) to an optimal controller. In the centralized scenario, the RL controller was trained to control the entire system. Fig. 6b shows the results for the same household as in 6a. We compare deployment under perfect and noisy forecasts. The red crosses indicate where actions had to be corrected.

TABLE III

COMPARISON OF THE REALIZED AND POTENTIAL COST FOR THREE TIME PERIODS OF 10 DAYS FOR OPTIMAL (OC) AND RL CONTROL. THE MEAN AND STANDARD DEVIATION OF THE COST OVER FIVE TRAINING SEEDS ARE PROVIDED FOR RL CONTROLLERS.

	Decentralized scenario				Centralized scenario			
	OC	RL	OC noisy	RL noisy	OC	RL	OC noisy	RL noisy
29.03.2016 - 07.04.2016	42.90	48.9 ± 0.09	43.94	48.34 ± 0.07	42.90	48.88 ± 0.59	43.94	48.0 ± 0.90
09.06.2016 - 18.06.2016	-9.97	4.57 ± 0.27	-8.52	3.93 ± 0.35	-9.97	5.95 ± 1.96	-8.99	3.90 ± 1.51
13.12.2016 - 22.12.2016	283.25	294.72 ± 0.21	284.89	293.97 ± 0.24	283.25	294.94 ± 0.08	284.67	293.63 ± 0.61

All component parameters are independently and uniformly chosen from a specified range. The generation/load profiles are based on the SimBench [69] dataset *1-LV-rural2-1-sw*². The resulting system is used for training and deployment across all control schemes.

B. Control Schemes

In the centralized scenario, we model an energy community in which all generation and storage assets are shared and their dispatch is controlled by a central entity. We model the substation as a trading node at which the central controller can buy and sell energy. To model realistic electricity prices, we use spot market prices from Denmark³. We do not make any assumptions on cost sharing within the microgrid and only evaluate the total cost.

In the decentralized scenario, every household individually controls its assets, optimizing its energy cost. Even though CommonPower enables heterogeneous control schemes with both RL and optimal controllers, we intentionally focus on homogeneous control scenarios for clarity. For every household, we assume electricity prices to be identical to the prices of the trading node in the centralized scenario. As a metric for comparison, we use the sum of all household costs.

C. RL Training

For the decentralized scenario, each household with a controllable component – in this case a battery – is assigned an RL controller. All RL agents are then trained simultaneously using MAPPO [57]. The observation and action space of a household depend on its setup: A household i with a battery, a photovoltaic generator, and an inflexible load observes

$$o_t^i = \left[soc_t^i \quad \hat{\ell}_{[t,T]}^i \quad \hat{g}_{[t,T]}^i \quad \hat{\phi}_{[t,T]}^i \right]^T$$

where soc_t^i is the state of charge of the battery and $\hat{\ell}_{[t,T]}^i$, $\hat{g}_{[t,T]}^i$, and $\hat{\phi}_{[t,T]}^i$ are the forecasted load, generation, and electricity prices. The action of such a household is the charging/discharging power of the battery, $u_t^i = [p_t^B]$. The state of charge of each battery evolves according to a simplified version of the equation given in Tab. II, with self-discharge $\eta_s = 1$ and a unified charge/discharge efficiency $\eta_c = \frac{1}{\eta_d} = 1$. The reward \tilde{r}_t^i of an agent controlling an individual household consists of

two components as described in Eq. (4): the negative electricity cost

$$R_t^i = -p_t^i \phi_t$$

and the safety penalty

$$R_{\text{penalty}}^i(u_t^i, \tilde{u}_t^i) = -w \|\tilde{u}_t^i - u_t^i\|_2,$$

where w is a scaling factor. In the decentralized scenario, each RL controller has a safety shield that guards household-specific constraints.

For the centralized scenario, the agent has access to the observations and actions of all households, however, the electricity prices are only observed once. Since the centralized agent also controls how much electricity has to be imported to balance the system (p_t^M), its action is $u_t = [u_t^1 \dots u_t^{14} \ p_t^M]$. The reward of this agent is the negative cost of the imported electricity

$$R_t = -\phi_t \sum_i p_t^i.$$

Since the central agent controls all households within the system, the corresponding safety shield has to ensure the DC power flow constraints in addition to the household constraints. The safety penalty added to the reward is thus

$$R_{\text{penalty}}(u_t, \tilde{u}_t) = -w \|\tilde{u}_t - u_t\|_2.$$

We train the centralized RL agent using the single-agent proximal policy optimization (PPO) [70] implementation by StableBaselines [64].

D. Results and Discussion

Because economic dispatch is intrinsically an infinite horizon problem, it is non-trivial to compare finite horizon control performance. Therefore, when evaluating the total household cost, we consider a time period and compare the realized cost from this period plus an approximation of the potential cost of the following day. For this, we compute the system trajectory of the following day, assuming a centralized optimal controller and the available forecasts.

Tab. III summarizes the results for both the centralized and the decentralized control scheme for three different time periods of 10 days. For all time periods and control schemes, the optimal control baseline outperforms the RL controllers for the chosen hyperparameters. Notably, the gap in performance decreases when using forecasts with a uniformly sampled noise. This suggests that the agents trained with the noisy forecasts learn a more robust policy, which generalizes better

²<https://simbench.de/de/datensatzetze>

³<https://www.energidataservice.dk/tso-electricity/Elspotprices>

to unseen data. Furthermore, we can observe that in the decentralized scenario, the RL agents learn to reduce the number of action adjustments. Fig. 5 shows how the number of action adjustments per agent decreases during the course of the training. In the centralized control scheme, the agent learns to reduce the penalty but cannot reduce the number of action adjustments. This is due to the complexity of the constraints: In the centralized scenario, the safety shield has to ensure satisfaction of the DC power flow constraints. This is also observed during deployment: Fig. 6 shows that the actions of the centralized RL agent have to be adjusted in every time step, while the decentralized agent does not require any adjustments for the given day. The results show that RL training is challenging, which is a clear motivation for CommonPower as a platform for developing, studying, and comparing novel strategies and algorithms in a single consistent framework.

VII. CONCLUSION

We introduce the Python library CommonPower – a tool for the design and benchmark creation of safe RL controllers for smart grids. It facilitates convenient modeling of power systems and maintains a symbolic system representation. The modular architecture, in combination with the symbolic representation, makes it possible to explicitly study different RL safeguarding strategies, while the built-in model predictive controller can readily serve as a credible baseline for performance evaluation. CommonPower enables the simulation of single-agent and multi-agent deployments via a unified interface as well as the combination of different controller types in the same system. The usage of possibly inaccurate forecasts is made explicit, enabling detailed studies on the impact of forecaster accuracy. Planned extensions of CommonPower are the implementation of further entity models, robust optimal control, hierarchical control, contingency constraints, further safeguarding approaches, and explicit modeling of energy trading.

REFERENCES

- [1] X. Chen, G. Qu, Y. Tang, S. Low, and N. Li, “Reinforcement learning for selective key applications in power systems: Recent advances and future challenges,” *IEEE Transactions on Smart Grid*, vol. 13, no. 4, pp. 2935–2958, 2022.
- [2] J. R. Vázquez-Canteli, S. Dey, G. Henze, and Z. Nagy, “CityLearn: Standardizing research in multi-agent reinforcement learning for demand response and urban energy management,” *arXiv preprint arXiv:2012.10504*, 2020.
- [3] J. R. Vázquez-Canteli, J. Kämpf, G. Henze, and Z. Nagy, “CityLearn v1.0: An OpenAI gym environment for demand response with deep reinforcement learning,” in *Proceedings of the 6th ACM International Conference on Systems for Energy-Efficient Buildings, Cities, and Transportation*, pp. 356–357, 2019.
- [4] A. Pigott, C. Crozier, K. Baker, and Z. Nagy, “GridLearn: Multiagent reinforcement learning for grid-aware building energy management,” *Electric Power Systems Research*, vol. 213, p. 108521, 2022.
- [5] D. Biagioni, X. Zhang, D. Wald, D. Vaidhynathan, R. Chintala, J. King, and A. S. Zamzam, “PowerGridworld: A framework for multi-agent reinforcement learning in power systems,” in *Proceedings of the Thirteenth ACM International Conference on Future Energy Systems*, p. 565–570, 2022.
- [6] J. da Silva André, E. Stai, O. Stanojev, and G. Hug, “Battery control with lookahead constraints in distribution grids using reinforcement learning,” *Electric Power Systems Research*, vol. 211, p. 108551, 2022.
- [7] X. Zhang, A. T. Eseye, B. Knueven, and W. Jones, “Restoring distribution system under renewable uncertainty using reinforcement learning,” in *IEEE International Conference on Communications, Control, and Computing Technologies for Smart Grids*, pp. 1–6, 2020.
- [8] J. García, Fern, and o Fernández, “A comprehensive survey on safe reinforcement learning,” *Journal of Machine Learning Research*, vol. 16, no. 42, pp. 1437–1480, 2015.
- [9] S. Gu, L. Yang, Y. Du, G. Chen, F. Walter, J. Wang, Y. Yang, and A. Knoll, “A review of safe reinforcement learning: Methods, theory and applications,” *arXiv preprint arXiv:2205.10330*, 2022.
- [10] L. Brunke, M. Greeff, A. W. Hall, Z. Yuan, S. Zhou, J. Panerati, and A. P. Schoellig, “Safe learning in robotics: From learning-based control to safe reinforcement learning,” *Annual Review of Control, Robotics, and Autonomous Systems*, vol. 5, no. 1, pp. 411–444, 2022.
- [11] B. Könighofer, R. Bloem, R. Ehlers, and C. Pék, *Correct-by-Construction Runtime Enforcement in AI – A Survey*, pp. 650–663. Springer Nature Switzerland, 2022.
- [12] W. Cui, J. Li, and B. Zhang, “Decentralized safe reinforcement learning for inverter-based voltage control,” *Electric Power Systems Research*, vol. 211, p. 108609, 2022.
- [13] T. L. Vu, S. Mukherjee, T. Yin, R. Huang, J. Tan, and Q. Huang, “Safe reinforcement learning for emergency loadshedding of power systems,” in *IEEE Power & Energy Society General Meeting*, pp. 1–5, 2021.
- [14] H. Krasowski, J. Thumm, M. Müller, L. Schäfer, X. Wang, and M. Althoff, “Provably safe reinforcement learning: Conceptual analysis, survey, and benchmarking,” *Transactions on Machine Learning Research*, 2023.
- [15] S. B. Liu, B. Schürmann, and M. Althoff, “Guarantees for real robotic systems: Unifying formal controller synthesis and reachset-conformant identification,” *IEEE Transactions on Robotics*, vol. 39, no. 5, pp. 3776–3790, 2023.
- [16] F. Gruber and M. Althoff, “Scalable robust safety filter with unknown disturbance set,” *IEEE Transactions on Automatic Control*, vol. 68, no. 12, pp. 7756–7770, 2023.
- [17] H. Markgraf and M. Althoff, “Safe multi-agent reinforcement learning for price-based demand response,” in *IEEE PES Innovative Smart Grid Technologies Europe*, pp. 1–6, 2023.
- [18] W. E. Hart, J.-P. Watson, and D. L. Woodruff, “Pyomo: modeling and solving mathematical programs in python,” *Mathematical Programming Computation*, vol. 3, no. 3, pp. 219–260, 2011.
- [19] M. L. Bynum, G. A. Hackebeil, W. E. Hart, C. D. Laird, B. L. Nicholson, J. D. Siirola, J.-P. Watson, and D. L. Woodruff, *Pyomo — Optimization Modeling in Python*, vol. 67. Springer Science & Business Media, third ed., 2021.
- [20] K. P. Wabersich and M. N. Zeilinger, “A predictive safety filter for learning-based control of constrained nonlinear dynamical systems,” *Automatica*, vol. 129, p. 109597, 2021.
- [21] L. Thurner, A. Scheidler, F. Schäfer, J. Menke, J. Dollichon, F. Meier, S. Meinecke, and M. Braun, “pandapower — an open-source python tool for convenient modeling, analysis, and optimization of electric power systems,” *IEEE Transactions on Power Systems*, vol. 33, no. 6, pp. 6510–6521, 2018.
- [22] L. Vu, T. Vu, T.-L. Vu, and A. Srivastava, “Safe exploration reinforcement learning for load restoration using invalid action masking,” in *IEEE Power & Energy Society General Meeting*, pp. 1–5, 2023.
- [23] S. R. Kumar, R. Rigo-Mariani, B. Delinchant, and A. Eswaran, “Towards safe model-free building energy management using masked reinforcement learning,” in *IEEE PES Innovative Smart Grid Technologies Europe*, pp. 1–5, 2023.
- [24] Z. Zha, B. Wang, H. Fan, and L. Liu, “An improved reinforcement learning for security-constrained economic dispatch of battery energy storage in microgrids,” in *Neural Computing for Advanced Applications*, pp. 303–318, Springer Singapore, 2021.
- [25] X. Weiss, S. Mohammadi, P. Khanna, M. R. Hesamzadeh, and L. Nordström, “Safe deep reinforcement learning for power system operation under scheduled unavailability,” in *IEEE Power & Energy Society General Meeting*, pp. 1–5, 2023.
- [26] Y. Chen, Y. Shi, D. Arnold, and S. Peisert, “SAVER: Safe learning-based controller for real-time voltage regulation,” in *IEEE Power & Energy Society General Meeting*, pp. 1–5, 2022.
- [27] Z. Yi, X. Wang, C. Yang, C. Yang, M. Niu, and W. Yin, “Real-time sequential security-constrained optimal power flow: A hybrid knowledge-data-driven reinforcement learning approach,” *IEEE Transactions on Power Systems*, 2023.
- [28] M. Eichelbeck, H. Markgraf, and M. Althoff, “Contingency-constrained economic dispatch with safe reinforcement learning,” in *21st IEEE In-*

- ternational Conference on Machine Learning and Applications, pp. 597–602, 2022.
- [29] S. Gros, M. Zanon, and A. Bemporad, “Safe reinforcement learning via projection on a safe set: How to achieve optimality?,” *IFAC-PapersOnLine*, vol. 53, no. 2, pp. 8076–8081, 2020.
 - [30] P. L. Donti, M. Roderick, M. Fazlyab, and Z. Kolter, “Enforcing robust control guarantees within neural network policies,” in *International Conference on Learning Representations*, 2021.
 - [31] B. Chen, P. L. Donti, K. Baker, Z. Kolter, and M. Bergés, “Enforcing policy feasibility constraints through differentiable projection for energy optimization,” in *Proceedings of the Twelfth ACM International Conference on Future Energy Systems*, p. 199–210, 2021.
 - [32] P. L. Donti, D. Rolnick, and Z. Kolter, “DC3: A learning method for optimization with hard constraints,” in *International Conference on Learning Representations*, 2021.
 - [33] D. Tabas and B. Zhang, “Computationally efficient safe reinforcement learning for power systems,” in *American Control Conference*, pp. 3303–3310, 2022.
 - [34] S. Hou, E. M. S. Duque, P. Palensky, and P. P. Vergara, “A constraint enforcement deep reinforcement learning framework for optimal energy storage systems dispatch,” *arXiv preprint arXiv:2307.14304*, 2023.
 - [35] J. R. Vazquez-Canteli, G. Henze, and Z. Nagy, “MARLISA: Multi-agent reinforcement learning with iterative sequential action selection for load shaping of grid-interactive connected buildings,” in *Proceedings of the 7th ACM International Conference on Systems for Energy-Efficient Buildings, Cities, and Transportation*, pp. 170–179, 2020.
 - [36] S. Bahrami, Y. C. Chen, and V. W. Wong, “Deep reinforcement learning for demand response in distribution networks,” *IEEE Transactions on Smart Grid*, vol. 12, no. 2, pp. 1496–1506, 2020.
 - [37] S. Wang, J. Duan, D. Shi, C. Xu, H. Li, R. Diao, and Z. Wang, “A data-driven multi-agent autonomous voltage control framework using deep reinforcement learning,” *IEEE Transactions on Power Systems*, vol. 35, no. 6, pp. 4644–4654, 2020.
 - [38] Y. Zhang, X. Wang, J. Wang, and Y. Zhang, “Deep reinforcement learning based volt-var optimization in smart distribution systems,” *IEEE Transactions on Smart Grid*, vol. 12, no. 1, pp. 361–371, 2020.
 - [39] Z. Yan and Y. Xu, “A multi-agent deep reinforcement learning method for cooperative load frequency control of a multi-area power system,” *IEEE Transactions on Power Systems*, vol. 35, no. 6, pp. 4599–4608, 2020.
 - [40] S. Rozada, D. Apostolopoulou, and E. Alonso, “Deep multi-agent reinforcement learning for cost-efficient distributed load frequency control,” *IET Energy Systems Integration*, vol. 3, no. 3, pp. 327–343, 2021.
 - [41] S. Gronauer and K. Diepold, “Multi-agent deep reinforcement learning: a survey,” *Artificial Intelligence Review*, pp. 1–49, 2022.
 - [42] F. Jiang, C. Zheng, D. Gao, X. Zhang, W. Liu, Y. Cheng, C. Hu, and J. Peng, “A novel multi-agent cooperative reinforcement learning method for home energy management under a peak power-limiting,” in *IEEE International Conference on Systems, Man, and Cybernetics*, pp. 350–355, IEEE, 2020.
 - [43] L. Yu, Y. Sun, Z. Xu, C. Shen, D. Yue, T. Jiang, and X. Guan, “Multi-agent deep reinforcement learning for hvac control in commercial buildings,” *IEEE Transactions on Smart Grid*, vol. 12, no. 1, pp. 407–419, 2020.
 - [44] I. Jendoubi and F. Bouffard, “Multi-agent hierarchical reinforcement learning for energy management,” *Applied Energy*, vol. 332, p. 120500, 2023.
 - [45] J. Xie, A. Ajagekar, and F. You, “Multi-agent attention-based deep reinforcement learning for demand response in grid-responsive buildings,” *Applied Energy*, vol. 342, p. 121162, 2023.
 - [46] D. Chen, K. Chen, Z. Li, T. Chu, R. Yao, F. Qiu, and K. Lin, “PowerNet: Multi-agent deep reinforcement learning for scalable powergrid control,” *IEEE Transactions on Power Systems*, vol. 37, no. 2, pp. 1007–1017, 2021.
 - [47] H. Cui and Y. Zhang, “Andes_gym: A versatile environment for deep reinforcement learning in power systems,” in *IEEE Power & Energy Society General Meeting*, pp. 01–05, 2022.
 - [48] H. Cui, F. Li, and K. Tomsovic, “Hybrid symbolic-numeric framework for power system modeling and analysis,” *IEEE Transactions on Power Systems*, vol. 36, no. 2, pp. 1373–1384, 2020.
 - [49] R. Henry and D. Ernst, “Gym-ANM: Open-source software to leverage reinforcement learning for power system management in research and education,” *Software Impacts*, vol. 9, p. 100092, 2021.
 - [50] R. Henry and D. Ernst, “Gym-ANM: Reinforcement learning environments for active network management tasks in electricity distribution systems,” *Energy and AI*, vol. 5, p. 100092, 2021.
 - [51] A. Kelly, A. O’Sullivan, P. de Mars, and A. Marot, “Reinforcement learning for electricity network operation,” *arXiv preprint arXiv:2003.07339*, 2020.
 - [52] A. Marot, B. Donnot, G. Dulac-Arnold, A. Kelly, A. O’Sullivan, J. Viebahn, M. Awad, I. Guyon, P. Panciatici, and C. Romero, “Learning to run a power network challenge: a retrospective analysis,” *arXiv preprint arXiv:2103.03104*, 2021.
 - [53] T.-H. Fan, X. Y. Lee, and Y. Wang, “PowerGym: A reinforcement learning environment for volt-var control in power distribution systems,” *arXiv preprint arXiv:2109.03970*, 2021.
 - [54] G. Henri, T. Levent, A. Halev, R. ALAMI, and P. Cordier, “pymgrid: An open-source python microgrid simulator for applied artificial intelligence research,” in *NeurIPS Workshop on Tackling Climate Change with Machine Learning*, 2020.
 - [55] Q. Huang, R. Huang, W. Hao, J. Tan, R. Fan, and Z. Huang, “Adaptive power system emergency control using deep reinforcement learning,” *IEEE Transactions on Smart Grid*, vol. 11, no. 2, pp. 1171–1182, 2019.
 - [56] C. Yeh, V. Li, R. Datta, J. Arroyo, N. Christianson, C. Zhang, Y. Chen, M. Hosseini, A. Golmohammadi, Y. Shi, Y. Yue, and A. Wierman, “SustainGym: Reinforcement learning environments for sustainable energy systems,” in *Thirty-seventh Conference on Neural Information Processing Systems Datasets and Benchmarks Track*, 2023.
 - [57] C. Yu, A. Velu, E. Vinititsky, J. Gao, Y. Wang, A. Bayen, and Y. Wu, “The surprising effectiveness of ppo in cooperative, multi-agent games,” *Advances in Neural Information Processing Systems*, vol. 35, pp. 24611–24624, 2022.
 - [58] R. S. Sutton and A. G. Barto, *Reinforcement Learning: An Introduction*. MIT press, 2018.
 - [59] B. Könighofer, J. Rudolf, A. Palmisano, M. Tappler, and R. Bloem, “Online shielding for reinforcement learning,” *Innovations in Systems and Software Engineering*, vol. 19, no. 4, pp. 379–394, 2023.
 - [60] L. Schäfer, F. Gruber, and M. Althoff, “Scalable computation of robust control invariant sets of nonlinear systems,” *IEEE Transactions on Automatic Control*, vol. 69, no. 2, pp. 755–770, 2024.
 - [61] H. Pandžić and V. Bobanac, “An accurate charging model of battery energy storage,” *IEEE Transactions on Power Systems*, vol. 34, no. 2, pp. 1416–1426, 2018.
 - [62] G. G. Brown and R. F. Dell, “Formulating integer linear programs: A rogues’ gallery,” *INFORMS Transactions on Education*, vol. 7, no. 2, pp. 153–159, 2007.
 - [63] M. Towers, J. K. Terry, A. Kwiatkowski, J. U. Balis, G. d. Cola, T. Deleu, M. Goulão, A. Kallinteris, A. KG, M. Krimmel, R. Perez-Vicente, A. Pierré, S. Schulhoff, J. J. Tai, A. T. J. Shen, and O. G. Younis, “Gymnasium,” <https://doi.org/10.5281/zenodo.8269265>, 2023.
 - [64] A. Raffin, A. Hill, A. Gleave, A. Kanervisto, M. Ernestus, and N. Dornmann, “Stable-Baselines3: Reliable reinforcement learning implementations,” *Journal of Machine Learning Research*, vol. 22, no. 268, pp. 1–8, 2021.
 - [65] J. Terry, B. Black, N. Grammel, M. Jayakumar, A. Hari, R. Sullivan, L. S. Santos, C. Dieffendahl, C. Horsch, R. Perez-Vicente, et al., “PettingZoo: A standard API for multi-agent reinforcement learning,” *Advances in Neural Information Processing Systems*, vol. 34, pp. 15032–15043, 2021.
 - [66] E. Liang, R. Liaw, R. Nishihara, P. Moritz, R. Fox, K. Goldberg, J. Gonzalez, M. Jordan, and I. Stoica, “RLlib: Abstractions for distributed reinforcement learning,” in *Proceedings of the 35th International Conference on Machine Learning*, vol. 80 of *Proceedings of Machine Learning Research*, pp. 3053–3062, 2018.
 - [67] G. Kerber, *Aufnahmefähigkeit von Niederspannungsverteilnetzen für die Einspeisung aus Photovoltaikkleinanlagen*. PhD thesis, Technische Universität München, 2011.
 - [68] P. Schavemaker and L. Van der Sluis, *Electrical power system essentials*. John Wiley & Sons, 2017.
 - [69] S. Meinecke, D. Sarajlić, S. R. Drauz, A. Klettke, L.-P. Lauen, C. Rehtanz, A. Moser, and M. Braun, “SimBench — a benchmark dataset of electric power systems to compare innovative solutions based on power flow analysis,” *Energies*, vol. 13, no. 12, p. 3290, 2020.
 - [70] J. Schulman, F. Wolski, P. Dhariwal, A. Radford, and O. Klimov, “Proximal policy optimization algorithms,” *arXiv preprint arXiv:1707.06347*, 2017.