

Searching Priors Makes Text-to-Video Synthesis Better

Haoran Cheng¹, Liang Peng², Linxuan Xia¹, Yuepeng Hu³,
Hengjia Li¹, Qinglin Lu⁴, Xiaofei He¹, and Boxi Wu⁵

¹ State Key Lab of CAD&CG, Zhejiang University ²FABU Inc.

³Ningbo Port ⁴Tencent Data Platform ⁵College of Software, Zhejiang University
{haorancheng, pengliang, xialinxuan, wuboxi}@zju.edu.cn, huyp@nbport.com.cn
lihengjia98@gmail.com, qinglinlu@tencent.com, xiaofeihe@cad.zju.edu.cn

https://hrcheng98.github.io/Search_T2V/

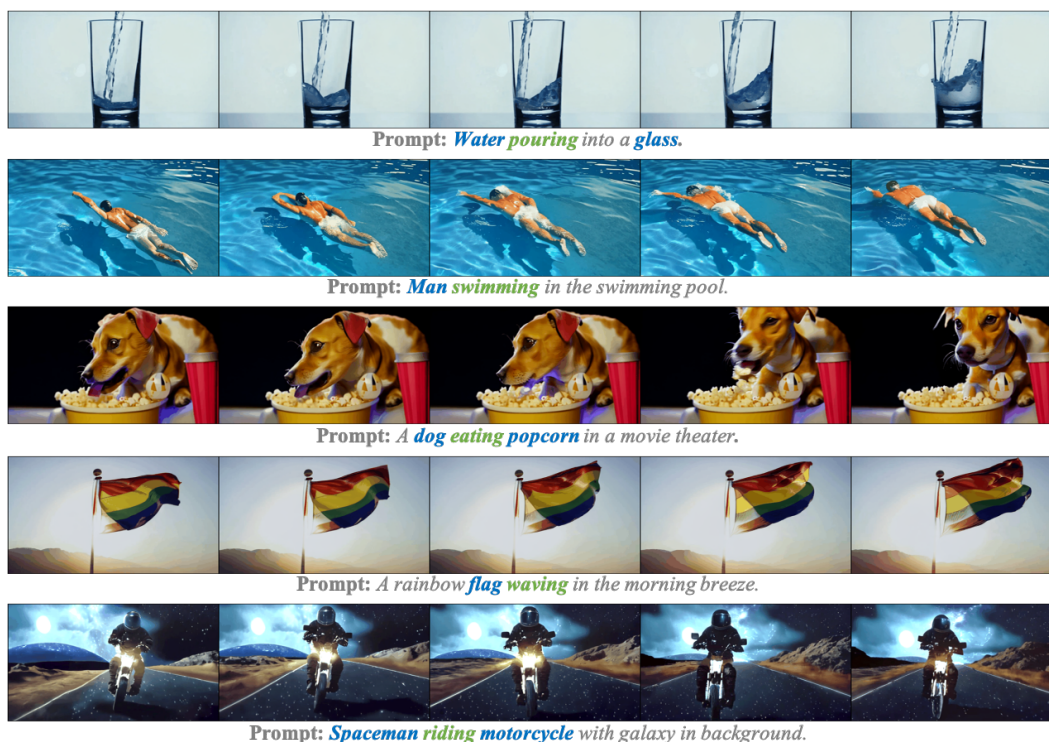


Figure 1: Samples produced by the proposed text-to-video method. The highlighted words of prompts are core semantic units extracted by the proposed method, guiding the search for prior knowledge during video generation. **Green** highlights indicate the motion semantics of the motion, while **blue** ones indicate the objects directly related to the motion. Please refer to [Website](#) for the best view.

Abstract

Significant advancements in video diffusion models have brought substantial progress to the field of text-to-video (T2V) synthesis. However, existing T2V synthesis model struggle to accurately generate complex motion dynamics, leading to a reduction in video realism. One possible solution is to collect massive data and train the model on it, but this would be extremely expensive. To alleviate this

problem, in this paper, we reformulate the typical T2V generation process as a search-based generation pipeline. Instead of scaling up the model training, we employ existing videos as the motion prior database. Specifically, we divide T2V generation process into two steps: (i) For a given prompt input, we search existing text-video datasets to find videos with text labels that closely match the prompt motions. We propose a tailored search algorithm that emphasizes object motion features. (ii) Retrieved videos are processed and distilled into motion priors to fine-tune a pre-trained base T2V model, followed by generating desired videos using input prompt. By utilizing the priors gleaned from the searched videos, we enhance the realism of the generated videos’ motion. All operations can be finished on a single NVIDIA RTX 4090 GPU. We validate our method against state-of-the-art T2V models across diverse prompt inputs. The code will be public.

1 Introduction

In recent years, diffusion models [8, 16, 36] have demonstrated impressive capabilities to create high-quality visual content, capturing the interest and enthusiasm of both the general public and the academic community. Recently, diffusion models have brought forward milestone improvement for video synthesis [17, 15, 40, 51]. Most text-to-video (T2V) models usually leverage successful pre-trained text-to-image (T2I) [36, 33, 38, 14] models by extending the architecture from 2D to 3D and training them on public video datasets.

However, the current video synthesis models often generate motion dynamics that are inconsistent with the real world. We identify the issues as follows: (1) Unnatural object movements, where objects may move at unusual speeds or in unrealistic ways; (2) Inconsistent object spatial relationships, where object positions may change illogically; (3) Improbable interactions, including unlikely object interactions or collisions that rarely happen in reality. These discrepancies reduce the realism of generated content and highlight the need for improvements in motion fidelity.

One potential method to alleviate these challenges could be increasing the training dataset size and scaling up the model capacity. However, given the vast diversity and complexity inherent in real-world motion dynamics, this approach would be prohibitively expensive. The complexity of accurately capturing and modeling real-world movements necessitates extensive model training on large-scale video datasets. This makes it an impractical solution for many research and industry contexts, particularly in scenarios where budgets and resources are constrained.

To generate high-quality videos with realistic motions in low cost, we introduce an intuitive approach. The internet today is replete with a wealth of real video resources that encompass diverse visual motion information, offering an abundance of reference sources. This inspires us to transform the conventional large-scale training and generating approach into a combination of searching and generating, to eliminate the high costs associated with large-scale video model training. Namely, we reformulate the typical text-to-video pipeline as a search-based method. Instead of training the model on vast amounts of video data to learn realistic motions, we extract motion semantics from the input prompt and search existing real videos for obtaining similar motion characteristics. These videos serve as motion references and are integrated into the base T2V model to enhance the realism of the synthesized videos. Specifically, we first search existing text-video datasets [49, 1, 48] to identify text labels that closely align with the input prompt, obtaining corresponding real videos. We then distill the dynamic information [21] from these real videos and embed it as motion priors into the generator [55] for video synthesis through video motion customization [57, 35, 21, 28, 56].

Moreover, we propose a video retrieval module tailored to search object motion characteristics from video datasets. The proposed module analyzes the input prompt to extract motion (e.g., verbs) and object (e.g., nouns) semantic features. We match the extracted prompt semantics with the semantics of the text in the dataset, selecting the text-video pair whose motion information is the most similar to the original input, which could provide the most related priors for subsequent fine-tuning.

In summary, our contributions are listed as follows:

- We formulate a new text-to-video generation pipeline, which performs a search-based generation process by obtaining valuable motion information under low costs.

- We introduce a video retrieval module focusing on searching object motion characteristics from existing video datasets. It aims to provide closely aligned videos with the input prompt.
- We validate our method against state-of-the-art T2V models across diverse prompt inputs.

2 Related Works

2.1 Text-to-Video Synthesis

The text-to-video synthesis, a challenging task, involves producing videos that align with the input prompt. Early works use a wide range of generative models, including generative adversarial network (GAN) [13, 46, 39, 45, 43], autoregressive models [42, 52] and implicit neural representations [41, 44]. Recently, the advancement of diffusion models [8, 16, 36] in the text-to-image field brings great improvements to text-to-video tasks. A popular fashion for text-to-video is to inflate a pre-trained T2I model by inserting spatial-temporal 3D convolutions and then conducting training on video data. Several works [17, 4, 40, 15] have elucidated the effectiveness of this approach. Recent studies [3, 6] demonstrate a data-centric perspective technique to enhance the performance of text-to-video models. However, most methods mentioned above require expensive computing costs for training and still exhibit poor performance when generating complex dynamics in the real world.

2.2 Video Editing

Video editing aims to create videos that follow the provided editing instructions (e.g., text and images) while preserving the original characteristics of the source video. Some methods take a training-free approach [31, 2] to address the challenge of lacking annotated target video data, achieving promising results. Another popular method involves injecting information about the input or generated video from keyframes through cross-attention [47, 53, 12, 22, 5]. Some methods [9, 25] denoise original videos by extracting essential features, like depth maps or optical flow which should be retained in the edited video. Additionally, some works [51, 32, 54] invert the input video using the input caption to generate new videos by using inverted noise and a caption describing the target video.

2.3 Video Motion Customization

Video customization task aims to customize the video synthesis model to adapt the original output to a personalized concept, by adjusting the pre-trained weights. Early works [10, 37, 24] introduce this task into text-to-image models to perform appearance customization. Building on these insights, recent research works [57, 21, 35, 29, 50] focus on customizing the motion based on reference videos. MotionDirector [57] applied a dual-path architecture and an appearance-debiased temporal training objective to customize motion. VMC [21] leverages the residual vectors between consecutive frames as motion vectors to guide the motion distillation objective. DreamVideo [50] specially designs adapters over the pre-trained temporal attentions conditioned on one frame to decompose pure motion from its appearance. Customize-A-Video [35] filters spatial information more relevant to appearance and employs a temporal LoRA [20] to learn the motion from reference videos. Different from video editing, the video motion customization task focuses on learning the motion information in the source video, where the structure and appearance can be changed.

3 Preliminaries

3.1 Denoising Diffusion Probabilistic Models (DDPM)

DDPM [16] learns the data distribution $q(x_0)$ through forward and reverse Markov processes. Given a variance schedule $\beta_t = 1 - \bar{\alpha}_t$, noises are added to x_0 in the forward process, where the transition is:

$$q(x_t | x_{t-1}) = \mathcal{N}(x_t; \sqrt{1 - \beta_t} x_{t-1}, \beta_t \mathbb{I}). \quad (1)$$

Using Bayes' rule, $q(x_t | x_0)$ is $\mathcal{N}(x_t; \sqrt{\bar{\alpha}_t} x_0, (1 - \bar{\alpha}_t) \mathbb{I})$, with $\bar{\alpha}_t = \prod_{s=1}^t \alpha_s$ and $\alpha_t = 1 - \beta_t$. In the reverse process, starting from $p(x_T) = \mathcal{N}(0, \mathbb{I})$, the sampling is done via:

$$p\theta(x_{t-1} | x_t) = \mathcal{N}(x_{t-1}; \mu_\theta(x_t, t), \Sigma_\theta(x_t, t)). \quad (2)$$

The parameters θ are trained by maximizing the variational lower bound on the KL divergence, with an objective simplified to:

$$\mathbb{E}_{x, \epsilon \sim \mathcal{N}(0,1), t} [\|\epsilon - \epsilon_\theta(x_t, t)\|_2^2]. \quad (3)$$

3.2 Video Diffusion Model

Video diffusion models train a 3D U-Net to denoise from a randomly sampled sequence of Gaussian noises to generate videos, guided by text prompts. The 3D U-net basically consists of down-sample, middle, and up-sample blocks. Each block has several convolution layers, spatial transformers, and temporal transformers. The 3D U-Net ϵ_θ and a text encoder τ_θ are jointly optimized by the noise-prediction loss, as detailed in [8]:

$$\mathcal{L} = \mathbb{E}_{z_0, y, \epsilon \sim \mathcal{N}(0, I), t \sim \mathcal{U}(0, T)} [\|\epsilon - \epsilon_\theta(z_t, t, \tau_\theta(y))\|_2^2], \quad (4)$$

where z_0 is the latent code of the training videos, y is the text prompt, ϵ is the Gaussian noise added to the latent code, and t is the time step. The noised latent code z_t is determined as follows:

$$z_t = \sqrt{\bar{\alpha}_t} z_0 + \sqrt{1 - \bar{\alpha}_t} \epsilon, \quad \bar{\alpha}_t = \prod_{i=1}^t \alpha_i, \quad (5)$$

where α_t is a hyper-parameter controlling the noise strength.

4 Methodology

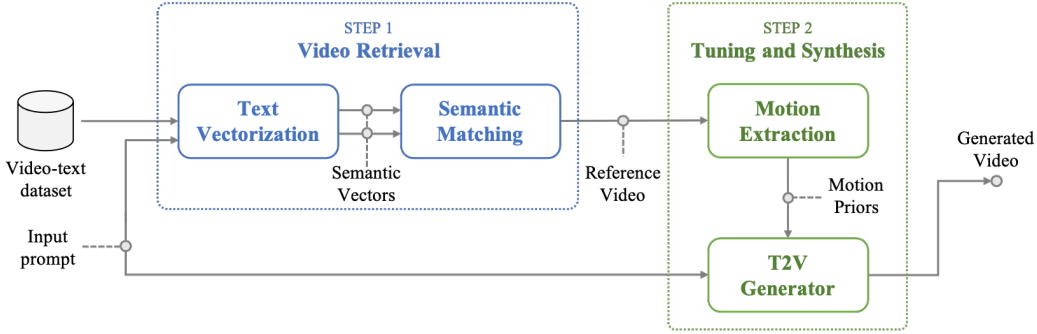


Figure 2: Pipeline overview. This pipeline searches for videos with similar motion semantics, and extracts relevant information to fine-tune a pre-trained T2V model for video generation.

Given an input text prompt P and a text-video dataset $\mathbb{D} = \{(T_i, V_i)\}_{i=1}^N$, our goal is to generate a high-quality video V_{gen} by leveraging the rich dataset information. To achieve this, we propose a search-based pipeline, as shown in Fig. 2, which consists of two steps:

- **Video Retrieval.** For a given prompt input P , we first conduct text vectorization (Sec. 4.1) to abstract it into semantic vectors. Then, we conduct a matching process (Sec. 4.2). In this process, we utilize the extracted vectors to select a text-video pair from the dataset, which has the most similar motion semantics to the input prompt. The video of the selected text-video pair will be served as reference video V_r .
- **Tuning and Synthesis** (Sec. 4.3). Once the referenced video V_r is obtained, we perform motion extraction to get the most representative visual frames $\{f\}_n$ from V_r . Then we distill $\{f\}_n$ to fine-tune a pre-trained T2V model G_θ . Finally, the input prompt P is fed into the tuned generator G_{θ^*} to generate the final result V_{gen} .

4.1 Text Vectorization

For a given text prompt P , we abstract it into two types of semantic vectors to represent its meaning.

Sentence-level Semantic Vector. To represent the semantics of the whole sentence, we compute dense vector representations \mathbf{v}_P^{total} for P utilizing a pre-trained language model [34].

Atomized Semantic Vectors. In order to represent the semantics of P in finer granularity, remove irrelevant semantics (such as various adjectives and temporal states), and extract the core semantic structure, we abstract the text into atomized semantics vectors, which allows for customized semantic matching in subsequent steps. Specifically, for the input text P , we decompose it into m atomized semantic units $S_P = \{s\}_m$. Each unit $s = (\mathbf{v}^{mot}, \mathbf{v}^{atr}, \mathbf{v}^{rec}) \in S_P$ represents a distinct subject of the original semantic, which independently encapsulates a complete motion, where the vectors denote the *motion* (\mathbf{v}^{mot}), the *actor* (\mathbf{v}^{atr}), and the *recipient* (\mathbf{v}^{rec}), respectively. It is worth mentioning that, in this process, we do not retain the semantics of adjectives, adverbs, and other such components in the original sentences. This is to make our semantic vectors focus on the motion itself and weaken the influence of appearance on motion matching, thus enabling more accurate retrieval in the subsequent matching process. To implement this operation mentioned above, we first parse the original text P into a *dependency parse tree* [30, 23, 7] to establish the relationships between each word. Then, we use verbs as cues to extract the corresponding subject and object word, forming multiple phrase groups. For each group, we use a pre-trained language model [19] to extract their word vectors to obtain semantic unit s . Among all the units, we select the unit that contains the subject or predicate semantics of P as the core unit $s_{core} \in S_P$, indicating it contains the essential dynamic semantics of the entire video.

4.2 Semantic Matching

After obtaining the prompt semantic vectors ($\mathbf{v}_P^{total}, S_P$), we match them against the semantic vectors ($\mathbf{v}_i^{total}, S_i$) of all texts in the dataset \mathbb{D} , which are pre-computed and stored before the T2V process. Our goal is to find a text-video pair $(T_r, V_r) \in \mathbb{D}$ as a reference, which maintains the most similar semantic and dynamic information with the input. The search process consists of two steps:

Coarse Filtering. We first employ coarse filtering to narrow down the selection range. We calculate the cosine similarity between the semantic vector \mathbf{v}_P^{total} of the input P and each semantic vectors \mathbf{v}_i^{total} of the dataset label $T_i \in \mathbb{D}$. Based on the computational results, we apply a coarse filtering to eliminate a batch of cases that do not meet the threshold t_{total} condition. Similarly, we subsequently filter by comparing the core semantic units s_{core} using $\mathbf{v}^{mot}, \mathbf{v}^{atr}, \mathbf{v}^{rec}$.

Ranking. After the initial filtering, we conduct a similarity-based ranking to retrieve the optimal text-video pair (T_r, V_r) . We design a ranking score $Score(T_i, P)$ to evaluate the motion semantic similarity among text T_i and prompt P , which can be calculated as follows:

$$Score(T_i, P) = sim(\mathbf{v}_i^{total}, \mathbf{v}_P^{total}) + F(S_i, S_P) \quad (6)$$

The $sim(\cdot, \cdot)$ refers to cosine similarity. The matching score among semantic units F is defined as :

$$F(S_i, S_P) = \alpha \cdot sim(\mathbf{v}_{i,core}^{mot}, \mathbf{v}_{P,core}^{mot}) + \beta \cdot sim(\mathbf{v}_{i,core}^{atr}, \mathbf{v}_{P,core}^{atr}) + \gamma \cdot sim'(S_i, S_P) \quad (7)$$

where α, β , and γ are the coefficients of the respective parameters. And the $sim'(\cdot, \cdot)$ is defined as:

$$sim'(S_i, S_P) = \frac{1}{|S_P|} \sum_{s_p \in S_P} \max_{s_i \in S_i} (sim(s_p^{mot}, s_i^{mot}) + sim(s_p^{atr}, s_i^{atr}) + sim(s_p^{rec}, s_i^{rec})) \quad (8)$$

It is worth mentioning that in many instances of motion information, the action is strongly coupled with the object of the action (for example, "excavator digging a hole" and "mole digging a hole" correspond to two completely different sets of dynamic information). Therefore, when calculating the similarity in Formula 7, we take the actor similarity into consideration. Finally, we can obtain the optimal text-video pair:

$$(T_r, V_r) = \arg \max_{(T_i, V_i) \in \mathbb{D}} Score(T_i, P) \quad (9)$$

4.3 Motion Extraction and Video Synthesis

In this module, we extract the key frames $\{f\}_n$ from the retrieved video V_r that best represent the information required by the prompt, and distill them into priors to fine-tune the pre-trained generator.

Keyframe Extraction. As the videos from the text-video datasets are often lengthy and contain many irrelevant objects, we design a module to ensure that the visual information of extracted keyframes is concentrated on the text. Given the input text P and the retrieved text-video pair (T_r, V_r) , we match their semantic units S_r with input’s S_P , to find the subset $\{s_r\}' \subseteq S_r$ that closely matches elements in S_P . For each $s_{r,i} \in \{s_r\}'$, we take its original text and add it to the captions. Next, for each element in the captions, we conduct open-set object detection [27] to detect the frames in video V_x where the target appears and the approximate appearance bounding box. We integrate the detected results to identify the most critical time segments and the key image regions in the video. Based on this analysis, we finally crop and obtain the keyframe set $\{f\}_n$.

Motion Distillation. After obtaining the keyframe set $\{f\}_n$, we employ *Temporal Attention Adaptation* [21] to extract motion information from $\{f\}_n$ and fine-tune the pre-trained T2V model G_θ . The optimization process is achieved by minimizing the alignment loss function, as follows:

$$\theta^* = \arg \min_{\theta} \mathbb{E}_{t,n,\epsilon_t^n, \epsilon_t^{n+1}} [\ell_{\cos}(\delta\epsilon_t^n, \delta\epsilon_{\theta,t}^n)], \quad (10)$$

where $\ell_{\cos}(x, y) = 1 - \frac{\langle x, y \rangle}{\|x\| \|y\|}$, and n refers to the number of keyframes. By conducting the optimization, we enhance the generator’s capability to synthesize video to effectively capture and reproduce motion patterns required by the prompt P .

Video Synthesis. Using the fine-tuned model G_{θ^*} , we perform text-to-video synthesis based on the input prompt P to generate the final video V_{gen} . This process can be formalized as $V_{gen} = G_{\theta^*}(P)$.

5 Experiments

In this section, we perform evaluations to validate the proposed method. We first describe the implementation details and dataset (Sec. 5.1), then compare the performance with existing methods (Sec. 5.2), and finally provide an analysis of the method design (Sec. C). We also present the generation results of the proposed method at Fig. 1 and *Webpage*.

5.1 Implementation Details

In the video retrieval step, we search for videos from the WebVid-10M [1] dataset, which contains 10 million video clips with captions, sourced from the web. These videos are diverse and rich in their content. We utilize pre-trained language models from spaCy [19] and Sentence Transformers [34] to compute the word vectors of the prompt and video label. The coarse filter parameters introduced in Sec. 4.2 is set as $t_{total} = 0.3, t_{mot} = 0.9, t_{atr} = 0.4$. For each round of filtering, we have a fail-safe mechanism in place to ensure that at least the top ten highest-scoring cases are retained. The ranking parameters is set as $\alpha = 1, \beta = 1, \gamma = 0.5$ in Eq. 6.

In the tuning and synthesis step, we utilize Show-1 [55] as the pre-trained base T2V model, and use VMC [21] as the distill module. The proposed method generates a single video comprising 29 frames at a resolution of 576×320 . All experiments of our methods are conducted on a single NVIDIA RTX 4090 GPU with 24GB vRAM.

5.2 Performance Evaluation

Qualitative Comparison. We present qualitative comparisons of our method against SOTA baselines on samples publicly released by the authors of Make-a-Video [40], PYoCo [11], and Video LDM [4]. Results are shown in Fig. 3. We also conduct comparison results against CogVideo [18], Show-1 [55], ZeroScope_v2¹, and AnimateDiff-Lightning [26]. All the results are generated by the officially released models. Results are shown in Fig. 4.

User Study. For human evaluation, we conduct a user study with 30 participants to assess three key aspects of generated samples, guided by the following questions: (1) Visual Quality: *How realistic*

¹https://huggingface.co/cerspense/zeroscope_v2_576w




Figure 3: Qualitative comparison with state-of-the-art models. Compared to Video LDM [4] and Make-a-Video [40], our method generates more temporally coherent motion. Compared to PyoCo [11], ours generates more detailed and realistic frames. Best view in [Website](#).

Table 1: **User study results** of different models: Visual Quality (VQ), Motion Quality (MQ), and Video-text Alignment (VTA) ratings are on a scale from 1 to 5, with higher scores indicating better performance. Our method achieves the highest scores across all evaluation criteria.

	VQ ↑	MQ ↑	VTA ↑	Avg. Score ↑
CogVideo [18]	2.46	2.29	3.20	2.65
Show-1 [55]	3.15	2.94	3.88	3.32
ZeroScope_v2	2.92	2.94	3.17	3.01
AnimateDiff-Lite [26]	3.23	2.93	3.43	3.20
Ours	3.79	3.85	4.46	4.03

is each static frame in the video? (2) Motion Quality: Is the video almost static? Are the dynamics consistent with common human understanding? Is the motion continuous and smooth? (3) Video-text Alignment: Does the video accurately reflect the target text? Each question is rated on a scale from 1 to 5, with higher scores indicating better performance. As shown in Tab. 1, our method achieves the best human preferences on all evaluation parts. For more details, please refer to Appendix D.

5.3 Ablation Study

Impact of video retrieval and motion extraction algorithm. We perform several ablation experiments on different models of the proposed pipeline. The generate result are presented in Fig. 5. In the image, we can observe the following: (1) Without adding any prior to the initial T2V pipeline, the video is almost static, and the tiger does not exhibit the eating action. (2) When we add a prior to the model but remove the video retrieval module, the algorithm randomly chooses a video from the database as a reference. After distilling the dynamic information from this video and adding it as a prior, the model still fails to generate the eating motion. (3) When we add a prior and enable the matching module, we obtain videos related to the desired action. However, if we do not use the keyframe extraction algorithm, the selected keyframes would contain a lot of irrelevant visual content




Figure 4: Qualitative comparison with existing T2V models. All the results are generated by the officially released models. Compared to CV (abbr. for CogVideo [18]), ZS (abbr. for ZeroScope_v2), and S1 (abbr. for Show-1 [55]), our method generates more realistic appearances and more vivid motions. For ADL (abbr. for AnimateDiff-Lightning [26]), although it produces more detailed and realistic images, it fails to accurately represent the motion information required by the text (e.g., the dog is barely running, and the little girl’s hand is almost static). In contrast, our method generates videos with greater motion range and more dynamic realism. Best view in [Website](#).

(e.g. the tiger is obscured by leaves in the last three frames). This still does not help the model generate the desired motion. (4) Finally, when we enable all modules, we obtain appropriate video keyframes. After adding this prior to the model, the generated tiger finally begins to chew the grass.

Impact of different sizes of the searching dataset. We validate the search results with datasets of different sizes. We set up six search datasets of varying sizes: 100%, 50%, 25%, 10%, 5%, and 1% of the original dataset [1] size, and conduct generation experiments using 10 identical prompts. The average scores calculated by Eq. 6 are shown in Tab. 2. It can be observed that as the dataset size increases, the results obtained by the search become more ideal. However, the dataset size exhibits marginal effects. When the size of the original dataset reaches 50% (i.e., 5 million text-video pairs), the search results approach the peak. Please refer to Appendix B and Fig. B for more experimental details and results (such as visualization of search results and generation results).




Figure 5: Comparison of different search and key frame extraction strategies. We display a close-up of the tiger’s mouth at the bottom of the image to better compare the "eating" action. The full method obtains the best results. Best view in [Website](#).

Table 2: Average ranking scores of different size datasets in search experiments.

Data size (\times original size)	100%	50%	25%	10%	5%	1%
Average Score	2.56	2.48	2.26	2.01	1.83	1.42

6 Conclusion

In this paper, we propose a novel approach for text-to-video generation that leverages existing real video resources as references during synthesis. By integrating dynamic information from real videos as motion priors into a pre-trained T2V model, our method achieves high-quality video synthesis with precise motion characteristics at low costs. This approach alleviates the issues of current video generation models and offers a cost-effective solution by leveraging the abundance of real-world video resources available on the internet. Our method offers the potential to popularize text-to-video generation by bridging the realism gap between synthetic and real-world motion dynamics, paving the way for applications in various domains such as entertainment, education, and virtual environments.

Limitation and Future Work The proposed method has some limitations, including challenges in text-based video retrieval due to semantic ambiguities, difficulties in keyframe extraction missing broader dynamics, and the inability to learn abstract actions with the VMC [21] motion distillation method. Please refer to Appendix C for more discussion on limitations. Despite these issues, the approach shows promise for future exploration and improvement in this field. In future work, it would be interesting to address the above limitations of our method.

References

- [1] Max Bain, Arsha Nagrani, Gül Varol, and Andrew Zisserman. Frozen in time: A joint video and image encoder for end-to-end retrieval. In *Proceedings of the IEEE/CVF International Conference on Computer Vision*, pages 1728–1738, 2021.
- [2] Omer Bar-Tal, Hila Chefer, Omer Tov, Charles Herrmann, Roni Paiss, Shiran Zada, Ariel Ephrat, Junhwa Hur, Guanghui Liu, Amit Raj, Yuanzhen Li, Michael Rubinstein, Tomer Michaeli, Oliver Wang, Deqing Sun, Tali Dekel, and Inbar Mosseri. Lumiere: A space-time diffusion model for video generation, 2024.
- [3] Andreas Blattmann, Tim Dockhorn, Sumith Kulal, Daniel Mendelevitch, Maciej Kilian, Dominik Lorenz, Yam Levi, Zion English, Vikram Voleti, Adam Letts, et al. Stable video diffusion: Scaling latent video diffusion models to large datasets. *arXiv preprint arXiv:2311.15127*, 2023.
- [4] Andreas Blattmann, Robin Rombach, Huan Ling, Tim Dockhorn, Seung Wook Kim, Sanja Fidler, and Karsten Kreis. Align your latents: High-resolution video synthesis with latent diffusion models. In *Proceedings of the IEEE/CVF Conference on Computer Vision and Pattern Recognition*, pages 22563–22575, 2023.
- [5] Duygu Ceylan, Chun-Hao P Huang, and Niloy J Mitra. Pix2video: Video editing using image diffusion. In *Proceedings of the IEEE/CVF International Conference on Computer Vision*, pages 23206–23217, 2023.
- [6] Haoxin Chen, Yong Zhang, Xiaodong Cun, Menghan Xia, Xintao Wang, Chao Weng, and Ying Shan. Videocrafter2: Overcoming data limitations for high-quality video diffusion models. *arXiv preprint arXiv:2401.09047*, 2024.
- [7] Jinho D Choi, Joel Tetreault, and Amanda Stent. It depends: Dependency parser comparison using a web-based evaluation tool. In *Proceedings of the 53rd Annual Meeting of the Association for Computational Linguistics and the 7th International Joint Conference on Natural Language Processing (Volume 1: Long Papers)*, pages 387–396, 2015.
- [8] Prafulla Dhariwal and Alexander Nichol. Diffusion models beat gans on image synthesis. *Advances in neural information processing systems*, 34:8780–8794, 2021.
- [9] Patrick Esser, Johnathan Chiu, Parmida Atighehchian, Jonathan Granskog, and Anastasis Germanidis. Structure and content-guided video synthesis with diffusion models. In *Proceedings of the IEEE/CVF International Conference on Computer Vision*, pages 7346–7356, 2023.
- [10] Rinon Gal, Yuval Alaluf, Yuval Atzmon, Or Patashnik, Amit H Bermano, Gal Chechik, and Daniel Cohen-Or. An image is worth one word: Personalizing text-to-image generation using textual inversion. *arXiv preprint arXiv:2208.01618*, 2022.
- [11] Songwei Ge, Seungjun Nah, Guilin Liu, Tyler Poon, Andrew Tao, Bryan Catanzaro, David Jacobs, Jia-Bin Huang, Ming-Yu Liu, and Yogesh Balaji. Preserve your own correlation: A noise prior for video diffusion models. In *Proceedings of the IEEE/CVF International Conference on Computer Vision*, pages 22930–22941, 2023.
- [12] Michal Geyer, Omer Bar-Tal, Shai Bagon, and Tali Dekel. Tokenflow: Consistent diffusion features for consistent video editing. *arXiv preprint arXiv:2307.10373*, 2023.
- [13] Ian Goodfellow, Jean Pouget-Abadie, Mehdi Mirza, Bing Xu, David Warde-Farley, Sherjil Ozair, Aaron Courville, and Yoshua Bengio. Generative adversarial networks. *Communications of the ACM*, 63(11):139–144, 2020.
- [14] Shuyang Gu, Dong Chen, Jianmin Bao, Fang Wen, Bo Zhang, Dongdong Chen, Lu Yuan, and Baining Guo. Vector quantized diffusion model for text-to-image synthesis. In *Proceedings of the IEEE/CVF Conference on Computer Vision and Pattern Recognition*, pages 10696–10706, 2022.
- [15] Jonathan Ho, William Chan, Chitwan Saharia, Jay Whang, Ruiqi Gao, Alexey Gritsenko, Diederik P Kingma, Ben Poole, Mohammad Norouzi, David J Fleet, et al. Imagen video: High definition video generation with diffusion models. *arXiv preprint arXiv:2210.02303*, 2022.
- [16] Jonathan Ho, Ajay Jain, and Pieter Abbeel. Denoising diffusion probabilistic models. *Advances in neural information processing systems*, 33:6840–6851, 2020.
- [17] Jonathan Ho, Tim Salimans, Alexey Gritsenko, William Chan, Mohammad Norouzi, and David J Fleet. Video diffusion models. *Advances in Neural Information Processing Systems*, 35:8633–8646, 2022.
- [18] Wenyi Hong, Ming Ding, Wendi Zheng, Xinghan Liu, and Jie Tang. Cogvideo: Large-scale pretraining for text-to-video generation via transformers. *arXiv preprint arXiv:2205.15868*, 2022.
- [19] Matthew Honnibal, Ines Montani, Sofie Van Landeghem, and Adriane Boyd. spaCy: Industrial-strength Natural Language Processing in Python. 2020.
- [20] Edward J Hu, Yelong Shen, Phillip Wallis, Zeyuan Allen-Zhu, Yuanzhi Li, Shean Wang, Lu Wang, and Weizhu Chen. Lora: Low-rank adaptation of large language models. *arXiv preprint arXiv:2106.09685*, 2021.

- [21] Hyeonho Jeong, Geon Yeong Park, and Jong Chul Ye. Vmc: Video motion customization using temporal attention adaption for text-to-video diffusion models. *arXiv preprint arXiv:2312.00845*, 2023.
- [22] Levon Khachatryan, Andranik Movsisyan, Vahram Tadevosyan, Roberto Henschel, Zhangyang Wang, Shant Navasardyan, and Humphrey Shi. Text2video-zero: Text-to-image diffusion models are zero-shot video generators. In *Proceedings of the IEEE/CVF International Conference on Computer Vision*, pages 15954–15964, 2023.
- [23] Dan Klein and Christopher D Manning. Fast exact inference with a factored model for natural language parsing. *Advances in neural information processing systems*, 15, 2002.
- [24] Nupur Kumari, Bingliang Zhang, Richard Zhang, Eli Shechtman, and Jun-Yan Zhu. Multi-concept customization of text-to-image diffusion. In *Proceedings of the IEEE/CVF Conference on Computer Vision and Pattern Recognition*, pages 1931–1941, 2023.
- [25] Feng Liang, Bichen Wu, Jialiang Wang, Licheng Yu, Kunpeng Li, Yinan Zhao, Ishan Misra, Jia-Bin Huang, Peizhao Zhang, Peter Vajda, et al. Flowvid: Taming imperfect optical flows for consistent video-to-video synthesis. *arXiv preprint arXiv:2312.17681*, 2023.
- [26] Shanchuan Lin and Xiao Yang. Animatediff-lightning: Cross-model diffusion distillation, 2024.
- [27] Shilong Liu, Zhaoyang Zeng, Tianhe Ren, Feng Li, Hao Zhang, Jie Yang, Chunyuan Li, Jianwei Yang, Hang Su, Jun Zhu, et al. Grounding dino: Marrying dino with grounded pre-training for open-set object detection. *arXiv preprint arXiv:2303.05499*, 2023.
- [28] Joanna Materzynska, Josef Sivic, Eli Shechtman, Antonio Torralba, Richard Zhang, and Bryan Russell. Customizing motion in text-to-video diffusion models. *arXiv preprint arXiv:2312.04966*, 2023.
- [29] Joanna Materzynska, Josef Sivic, Eli Shechtman, Antonio Torralba, Richard Zhang, and Bryan Russell. Customizing motion in text-to-video diffusion models. *arXiv preprint arXiv:2312.04966*, 2023.
- [30] Igor Aleksandrovic Mel’cuk et al. *Dependency syntax: theory and practice*. SUNY press, 1988.
- [31] Chenlin Meng, Yutong He, Yang Song, Jiaming Song, Jiajun Wu, Jun-Yan Zhu, and Stefano Ermon. Sdedit: Guided image synthesis and editing with stochastic differential equations. *arXiv preprint arXiv:2108.01073*, 2021.
- [32] Liang Peng, Haoran Cheng, Zheng Yang, Ruisi Zhao, Linxuan Xia, Chaotian Song, Qinglin Lu, Boxi Wu, and Wei Liu. Smoothvideo: Smooth video synthesis with noise constraints on diffusion models for one-shot video tuning, 2024.
- [33] Aditya Ramesh, Prafulla Dhariwal, Alex Nichol, Casey Chu, and Mark Chen. Hierarchical text-conditional image generation with clip latents. *arXiv preprint arXiv:2204.06125*, 1(2):3, 2022.
- [34] Nils Reimers and Iryna Gurevych. Sentence-bert: Sentence embeddings using siamese bert-networks. In *Proceedings of the 2019 Conference on Empirical Methods in Natural Language Processing*. Association for Computational Linguistics, 11 2019.
- [35] Yixuan Ren, Yang Zhou, Jimei Yang, Jing Shi, Difan Liu, Feng Liu, Mingi Kwon, and Abhinav Shrivastava. Customize-a-video: One-shot motion customization of text-to-video diffusion models. *arXiv preprint arXiv:2402.14780*, 2024.
- [36] Robin Rombach, Andreas Blattmann, Dominik Lorenz, Patrick Esser, and Björn Ommer. High-resolution image synthesis with latent diffusion models. In *Proceedings of the IEEE/CVF conference on computer vision and pattern recognition*, pages 10684–10695, 2022.
- [37] Nataniel Ruiz, Yuanzhen Li, Varun Jampani, Yael Pritch, Michael Rubinstein, and Kfir Aberman. Dream-booth: Fine tuning text-to-image diffusion models for subject-driven generation. In *Proceedings of the IEEE/CVF Conference on Computer Vision and Pattern Recognition*, pages 22500–22510, 2023.
- [38] Chitwan Saharia, William Chan, Saurabh Saxena, Lala Li, Jay Whang, Emily L Denton, Kamyar Ghasemipour, Raphael Gontijo Lopes, Burcu Karagol Ayan, Tim Salimans, et al. Photorealistic text-to-image diffusion models with deep language understanding. *Advances in neural information processing systems*, 35:36479–36494, 2022.
- [39] Masaki Saito, Eiichi Matsumoto, and Shunta Saito. Temporal generative adversarial nets with singular value clipping. In *Proceedings of the IEEE international conference on computer vision*, pages 2830–2839, 2017.
- [40] Uriel Singer, Adam Polyak, Thomas Hayes, Xi Yin, Jie An, Songyang Zhang, Qiyuan Hu, Harry Yang, Oron Ashual, Oran Gafni, et al. Make-a-video: Text-to-video generation without text-video data. *arXiv preprint arXiv:2209.14792*, 2022.
- [41] Ivan Skorokhodov, Sergey Tulyakov, and Mohamed Elhoseiny. Stylegan-v: A continuous video generator with the price, image quality and perks of stylegan2. In *Proceedings of the IEEE/CVF Conference on Computer Vision and Pattern Recognition*, pages 3626–3636, 2022.

- [42] Nitish Srivastava, Elman Mansimov, and Ruslan Salakhudinov. Unsupervised learning of video representations using lstms. In *International conference on machine learning*, pages 843–852. PMLR, 2015.
- [43] Yu Tian, Jian Ren, Menglei Chai, Kyle Olszewski, Xi Peng, Dimitris N Metaxas, and Sergey Tulyakov. A good image generator is what you need for high-resolution video synthesis. *arXiv preprint arXiv:2104.15069*, 2021.
- [44] Yu Tian, Jian Ren, Menglei Chai, Kyle Olszewski, Xi Peng, Dimitris N Metaxas, and Sergey Tulyakov. A good image generator is what you need for high-resolution video synthesis. *arXiv preprint arXiv:2104.15069*, 2021.
- [45] Sergey Tulyakov, Ming-Yu Liu, Xiaodong Yang, and Jan Kautz. Mocogan: Decomposing motion and content for video generation. In *Proceedings of the IEEE conference on computer vision and pattern recognition*, pages 1526–1535, 2018.
- [46] Carl Vondrick, Hamed Pirsiavash, and Antonio Torralba. Generating videos with scene dynamics. *Advances in neural information processing systems*, 29, 2016.
- [47] Wen Wang, Yan Jiang, Kangyang Xie, Zide Liu, Hao Chen, Yue Cao, Xinlong Wang, and Chunhua Shen. Zero-shot video editing using off-the-shelf image diffusion models. *arXiv preprint arXiv:2303.17599*, 2023.
- [48] Wenjing Wang, Huan Yang, Zixi Tuo, Huiguo He, Junchen Zhu, Jianlong Fu, and Jiaying Liu. Videofactory: Swap attention in spatiotemporal diffusions for text-to-video generation. *arXiv preprint arXiv:2305.10874*, 2023.
- [49] Xin Wang, Jiawei Wu, Junkun Chen, Lei Li, Yuan-Fang Wang, and William Yang Wang. Vatex: A large-scale, high-quality multilingual dataset for video-and-language research. In *Proceedings of the IEEE/CVF International Conference on Computer Vision*, pages 4581–4591, 2019.
- [50] Yujie Wei, Shiwei Zhang, Zhiwu Qing, Hangjie Yuan, Zhiheng Liu, Yu Liu, Yingya Zhang, Jingren Zhou, and Hongming Shan. Dreamvideo: Composing your dream videos with customized subject and motion. In *CVPR*, 2024.
- [51] Jay Zhangjie Wu, Yixiao Ge, Xintao Wang, Stan Weixian Lei, Yuchao Gu, Yufei Shi, Wynne Hsu, Ying Shan, Xiaohu Qie, and Mike Zheng Shou. Tune-a-video: One-shot tuning of image diffusion models for text-to-video generation. In *Proceedings of the IEEE/CVF International Conference on Computer Vision*, pages 7623–7633, 2023.
- [52] Wilson Yan, Yunzhi Zhang, Pieter Abbeel, and Aravind Srinivas. Videogpt: Video generation using vq-vae and transformers. *arXiv preprint arXiv:2104.10157*, 2021.
- [53] Shuai Yang, Yifan Zhou, Ziwei Liu, and Chen Change Loy. Rerender a video: Zero-shot text-guided video-to-video translation. In *SIGGRAPH Asia 2023 Conference Papers*, pages 1–11, 2023.
- [54] Shuzhou Yang, Chong Mou, Jiwen Yu, Yuhang Wang, Xiandong Meng, and Jian Zhang. Neural video fields editing. *arXiv preprint arXiv:2312.08882*, 2023.
- [55] David Junhao Zhang, Jay Zhangjie Wu, Jia-Wei Liu, Rui Zhao, Lingmin Ran, Yuchao Gu, Difei Gao, and Mike Zheng Shou. Show-1: Marrying pixel and latent diffusion models for text-to-video generation. *arXiv preprint arXiv:2309.15818*, 2023.
- [56] Yuxin Zhang, Fan Tang, Nisha Huang, Haibin Huang, Chongyang Ma, Weiming Dong, and Changsheng Xu. Motioncrafter: One-shot motion customization of diffusion models. *arXiv preprint arXiv:2312.05288*, 2023.
- [57] Rui Zhao, Yuchao Gu, Jay Zhangjie Wu, David Junhao Zhang, Jiawei Liu, Weijia Wu, Jussi Keppo, and Mike Zheng Shou. Motiondirector: Motion customization of text-to-video diffusion models. *arXiv preprint arXiv:2310.08465*, 2023.

A Webpage

The *Webpage* of this project has been submitted in the supplementary materials. Since this is a video synthesis work, we **strongly recommend** to browse the videos to obtain a more intuitive judgment.

B Details of Ablation Analysis of Search Datasize




Figure 6: Samples of results generated by the T2V model tuned by different sizes of dataset. Best view in [Website](#).

To verify the impact of different scales of search datasets on our method, we design this ablation experiment. We set up search datasets with six different sizes: 100%, 50%, 25%, 10%, 5%, and 1% of the original dataset [1] size. Using 10 identical prompts, we conducted generation experiments. The prompt list is as follows.

- *An elephant is walking under the sea.*
- *The evil witch is conducting experiments on the alchemy table.*
- *A girl is holding an umbrella on a foggy street.*
- *The train is heading towards the distance, at a station full of sakura blossoms.*
- *A Lamborghini is speeding down the highway in dreamy clouds.*
- *A panda rides a bicycle past the Eiffel Tower*
- *Flowers blooming in the spring garden.*

- *Fountains spraying water in a park.*
- *In the dark of night, the magnificent palace burns in flames.*
- *Scissors cutting through paper.*

The search results and generation results are visualized in Fig. 6. From the figures, it can be seen that when the data scale is small, the proposed methods often fail to find suitable reference videos (e.g., in Case A-1, when the dataset is small, only overhead views of a racing track could be found; in Case B-2, the frame contains interference from another experimenter). Additionally, the retrieved videos from a small dataset always negatively impacts the subsequent performance of the generator (e.g., in Case B-1, the final generated video tends to be static). When the search dataset size increases, the retrieved videos significantly enhance the generated results (e.g. in Case A-2, the dynamics of the Lamborghini driving through the clouds are well presented).

C Limitation Discussion

In our pioneering effort to reformulate the text-to-video framework into two distinct steps of video retrieval and tuning synthesis, we presents an implementation scheme. However, as this is the first exploration of this implementation format, limitations are inevitable. In this section, we discuss the limitation of the methods we found during the researching and developing process.

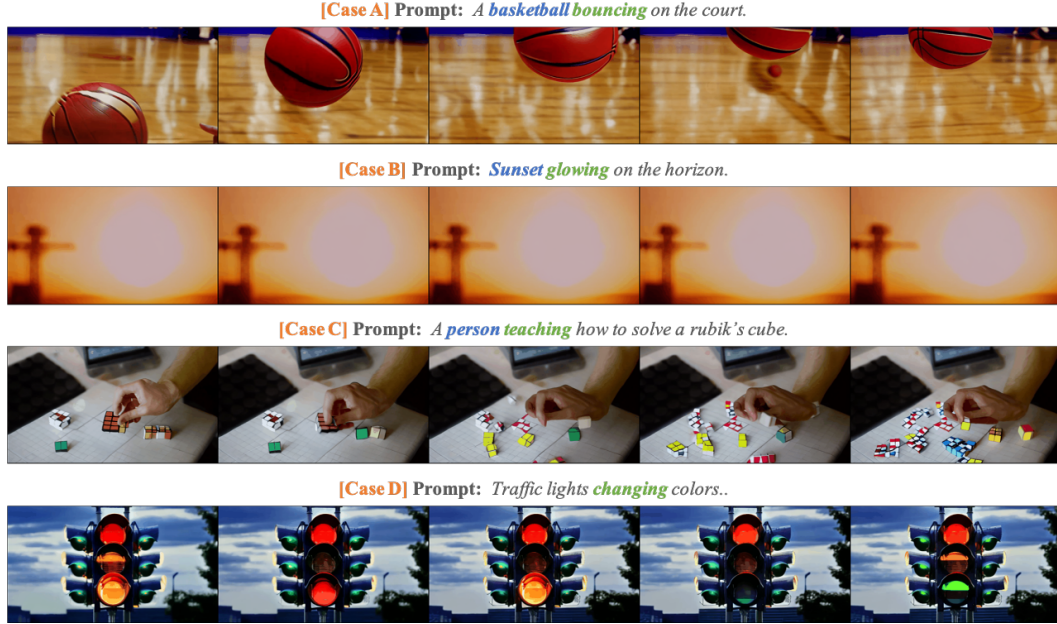


Figure 7: Samples of failed cases generated by proposed methods. In **Case-A**, due to the limitations of keyframe extraction, the proposed method only captures the bounding box of the basketball, but does not capture the interaction between the basketball and the hand. This results in the basketball being suspended in the air for a long time in the generated video. In **Case-B**, similarly, after extracting the keyword sunrise, the proposed method only captures the features of the sun and its surrounding pixels, ignoring all the changes in the scenery due to the sunset, making the entire image inconsistent with the content required by the prompt. In **Case-C**, due to the complexity and abstraction of teaching others to play Rubik’s Cube, the model did not learn this motion information. In **Case-D**, due to the complexity of the rules for traffic lights changing from red to yellow and then to green, the generator faces difficulty in learning the rules, resulting in traffic lights flashing with incorrect rules.

Limitations in the Retrieval Module Firstly, our text-based retrieval method inherently suffers from the limitations of textual meaning. At times, two vastly different texts can describe the same dynamic scene. For instance, "a car speeding over a viaduct" and "bustling traffic in a thriving city" might both refer to the same visual portrayal. This poses difficulties in text-based matching.

Moreover, the decoupling of motion and appearance from a semantic perspective is not always feasible. Take the action "dig" as an example; the motion of a person digging differs significantly from that of a groundhog. Consequently, the coupling effect of motion and appearance during the search process can compromise the quality of priors.

Limitations in Keyframe Extraction While keyframe extraction based on detection models is effective in most scenarios, it sometimes encounters difficulties. For instance, a dynamic effect is often expressed through the entire frame’s content, but detection models tend to focus on specific objects. In capturing keyframes for "sunset" (as shown in Fig. 7 Case-B), the algorithm might only capture the bounding boxes of the sun. The dynamic transitions of all objects from darkness to light are overlooked in this process. However, these transitions are integral to portraying the "sunset" dynamic, yet the detection model disregards unrelated objects.

Learning of Abstract Dynamics Our framework also inherits limitations from the original VMC [21] motion distillation method. Due to its lightweight nature, it sometimes fails to learn abstract and complex actions like "sell," "study," or "enjoy." These actions do not typically accompany explicit bodily movements, rendering them challenging for the current model.

Overall, though, this is a promising solution with numerous potential areas for further exploration. We eagerly anticipate future research endeavors in this direction.

D Details of User Study

D.1 Objective

To evaluate the performance of the proposed T2V method, we conduct this user study and compare the generated results with four classic open-source T2V method CogVideo [18], Show-1 [55], ZeroScope_v2 and AnimateDiff-Lightning [26]. The evaluation focuses on three key criteria: Visual Quality, Motion Quality, and Video-Text Alignment.

D.2 Methodology

Video Generation. We select a set of 12 prompts to generate videos, which included dynamic content featuring people, animals, objects, and landscapes. For each prompt, videos are produced using five models. This process resulted in a total of 60 videos (12 prompts multiplied by 5 models).

Study Procedure. Each participant are asked to evaluate a series of videos. For each video, participants should provide three separate scores (each ranging from 1 to 5, with 1 being the lowest and 5 being the highest) based on the following criteria:

- **Visual Quality:** *How realistic is each static frame in the video?*
 - 1 point: The content of the video is hard to discern.
 - 3 points: The content of the video is clear but obviously synthesized.
 - 5 points: The video is indistinguishable from real footage.
- **Motion Quality:** *Is the video almost static? Are the dynamics consistent with common human understanding? Is the motion continuous and smooth?*
 - 1 point: The video is nearly static, or movements are completely unnatural.
 - 3 points: The video shows movement, but some aspects contradict common sense.
 - 5 points: Movements are smooth and align with human expectations.
- **Text-Video Alignment:** *Does the video accurately reflect the target text?*
 - 1 point: The video’s content is completely unrelated to the prompt.
 - 3 points: Either the objects or the actions in the video relate to the prompt.
 - 5 points: The video’s content fully matches the prompt’s description.

Participants are instructed to score each video independently and provide honest feedback.

Data Collection We collect test data using an online form. Scores for each criterion are averaged across participants and videos. Statistical analysis is then conducted based on the data.

D.3 Results Interpretation

The results are shown in Tab. 1. Due to file size limitations for submissions, we are temporarily unable to publicly share the specific video examples and their scoring details involved in the user study.

E Boarder Impact and Safeguards

In this section, we discuss the potential societal impacts of our proposed work and outline the safeguards to mitigate negative consequences.

The proposed novel T2V format could significantly enhance video realism in video synthesis, offering substantial benefits to research fields and industries such as entertainment, education, and content creation. This advancement promises to revolutionize these areas by enabling more immersive and realistic video content. However, we also acknowledge the potential negative societal impacts of this technology. Notably, the ability to generate highly realistic deepfakes poses serious risks, including the potential for disinformation, the creation of fake profiles, and other malicious uses. To mitigate these risks, we suggest implementing robust mechanisms for monitoring misuse and ensuring that ethical guidelines are rigorously followed during the development and deployment of the technology.