

CHECKEMBED: Effective Verification of LLM Solutions to Open-Ended Tasks

Maciej Besta* **Lorenzo Paleari** **Marcin Copik** **Robert Gerstenberger** **Ales Kubicek**
ETH Zurich ETH Zurich ETH Zurich ETH Zurich ETH Zurich

Piotr Nyczyk **Patrick Iff** **Eric Schreiber** **Tanja Srindran**
Cledar ETH Zurich ETH Zurich ETH Zurich

Tomasz Lehmann **Hubert Niewiadomski** **Torsten Hoeffler**
Cledar Cledar ETH Zurich
Warsaw University of Technology

Abstract

Large Language Models (LLMs) are transforming a wide range of domains, yet verifying their outputs remains a significant challenge, especially for complex open-ended tasks such as consolidation, summarization, and knowledge extraction. To address this, we introduce CHECKEMBED (CE): a simple, scalable, and accurate verification method. CE reduces each LLM answer to a single embedding vector using powerful modern embedding LLM models like SFR-Embedding-Mistral. Prior methods such as BERTScore and SelfCheckGPT relied on weaker encoders like BERT, forcing them to operate at token or sentence granularity. In contrast, CE performs fast, semantically rich comparisons directly at the whole-answer level, overcoming key limitations in both accuracy and scalability. We conduct a comprehensive design and time complexity analysis across 13 verification baselines, including classical text scorers (e.g., BLEU), stability-based methods (e.g., SelfCheckGPT), and generative evaluators (e.g., LLM-as-a-Judge), which highlights the effectiveness, efficiency, versatility, and simplicity of CE. Empirical results show that CE reliably detects hallucinations in both closed and open-ended tasks. We further present evidence that CE generalizes beyond text to other modalities such as vision, establishing it as a practical and versatile verification framework.

Website & code: <https://github.com/spcl/CheckEmbed>

1 Introduction

Large Language Models (LLMs) [34, 67] have unlocked impressive capabilities across a wide range of domains. Yet, the reliability of LLM-generated content remains an open challenge, particularly the detection of hallucinations [14, 39, 65] and the broader task of verifying correctness in free-form answers [3, 34, 42, 43, 54, 67]. This problem becomes especially pronounced in complex open-ended tasks such as summarization, explanation, or definition extraction from legal documents, where outputs are long and highly unstructured. Here, hallucinations go beyond incorrect atomic facts: they may involve plausible-sounding but subtly wrong reasoning, invented definitions, or misleading paraphrases of the input. These hallucinations are hard to isolate and diagnose, as they may span

*corresponding author

sentences or entire output sections while maintaining fluency and coherence—posing challenges that exceed the capabilities of token- or sentence-level comparisons used in many modern schemes [32].


A wide array of LLM verification techniques has been proposed, falling into three major categories. First, *traditional text quality scorers* such as BLEU [38], ROUGE [25], BLEURT [48], BARTScore [61], UniEval [69], and COMET [44] evaluate attributes like fluency, coherence, adequacy, and factuality, typically by comparing generated outputs to reference answers or inputs. Second, *LLM-based evaluators* (“*LLM-as-a-Judge*”) such as G-Eval [26] and others [10, 22, 68] use autoregressive language models to assess generated content, either by framing verification as a question answering (QA) task or by generating scalar judgments on output quality. Third, recent *stability-based methods*, notably SelfCheckGPT [32], repeatedly sample the same query to assess the consistency of LLM outputs. If repeated outputs agree semantically, they are considered more likely to be correct. Each of these classes offers unique benefits but also suffers from limitations in complex open-ended tasks.

































































































































































































Many traditional scorers like BLEU and ROUGE are sensitive to surface-level lexical overlap and fail in cases of valid paraphrases [46, 50]. BLEURT and COMET address some of these issues via pretrained encoders, but still require references and additional training. BARTScore and UniEval introduce learned evaluation via sequence-to-sequence models, necessitating training on task-specific data, and may still fail in tasks with diverse valid outputs. LLM-based judges like G-Eval offer greater flexibility but entail the cost and brittleness of prompting, may themselves hallucinate, and suffer from generator bias [26]. SelfCheckGPT avoids references and generative evaluation, but it addresses closed questions only. Moreover, it fundamentally operates at token or sentence granularity, which scales poorly with the answer length.

To address the above issues, we introduce CHECKEMBED (CE), a design based on a very simple yet powerful idea: *combine the stability-based verification with whole-answer embedding similarity* (**contribution 1**). Methods such as SelfCheckGPT or BARTScore intentionally utilize token-level and sentence-level information to overcome the limitations of whole-answer embedding similarity, but they have traditionally relied on embedding models of low capabilities. Here, CE builds on a core observation: modern embedding models (e.g., SFR-Embedding-Mistral [33] or bge-large-en [59]) are capable of encoding not just lexical content but also rich, high-level meaning of full passages [20]. Following this observation and the stability principle of SelfCheckGPT, we generate and embed multiple answers to a given query. We then assess alignment between multiple answers (or between an answer and a reference) using a simple metric such as cosine similarity. Thanks to harnessing modern embedding models, and unlike prior methods that operate at fine granularity, CE can capture both high-level semantic consistency and subtle factual divergence, all while maintaining very high computational efficiency as it only computes one embedding per answer.

We compare CE quantitatively to 13 schemes capable of LLM output verification in Table 1 using 14 design dimensions explained in the table caption (**contribution 2**). CE enhances the key strengths of each major method category while avoiding their downsides. Compared to traditional text scorers, it eliminates reference dependence, sensitivity to surface-level differences, and reliance on training. Compared to generative evaluators, it is orders of magnitude faster, cheaper, and more stable with respect to the prompt format. Compared to stability-based methods, it handles open-ended questions and it scales much better. On top of that, while CHECKEMBED primarily targets text, it can also be applied to other modalities, for example images (given appropriate embedding methods), which we also showcase in our empirical analysis.

We apply CHECKEMBED to complex, real-world document analysis tasks, such as extracting term-definition pairs and summarizing long documents (**contribution 3**). In all cases, CE shows strong empirical advantages, supported by a time complexity analysis (**contribution 4**). It reliably produces high scores for semantically correct outputs, and low scores for hallucinated or unstable ones. Crucially, it does so without requiring references or expensive generative judges. We also demonstrate evidence that CE can reliably verify tasks in other modalities, including vision (**contribution 5**). The result is a practical system that is accurate, fast, and applicable to domains beyond LLMs, offering reliable verification signals with minimal computational and implementation overhead.

Table 1: **The advantages of CE over other verification schemes. No additional training (N-T?):** Does the method require no training beyond the LLM’s pretraining and fine-tuning? **No ground truth needed (N-G?):** Can the method operate without requiring any ground-truth labels or reference outputs? **Supports open-ended task verification (S-O?):** Is the method applicable to complex, unstructured tasks like summarization or term extraction? **Supports fine-grained hallucination detection (S-H?):** Can the method detect hallucinations at the level of individual facts? **Model-agnostic (Me-A?):** Can the method be applied to any LLM (e.g., black-box or white-box), without requiring model-specific instrumentation? **Modality-agnostic (Ma-A?):** Can the method be adapted to other modalities, such as Vision Models? **Negligible runtime overhead (N-O?):** Does the method incur minimal latency and resource consumption, making it suitable for high-throughput or real-time use? **No preprocessing (N-P?):** Can the method be applied directly to raw model outputs, without any intermediate structuring or cleanup? **Interpretability of verdict (I-V?):** Does the scheme produce interpretable outputs (e.g., visualizable heatmaps, confidence scores, rationales), or just scalar scores? **Supports symmetric answer comparison (S-S?):** Can the method symmetrically compare two answers (i.e., A vs B) for relative quality or semantic overlap? **Robustness to surface form variation (R-S?):** Can the scheme recognize semantic equivalence when surface forms differ (e.g., paraphrasing, reordering, synonym substitution)? **Supports zero-shot settings (S-Z?):** Can the method be used without task-specific fine-tuning or labeled data? **No bias toward generator (N-B?):** Does the method show a preference for outputs produced by the same model used for verification? **Deployment simplicity (D-S?):** How easily can the scheme be deployed in production (e.g., minimal dependencies, no pipeline engineering)? “

Scheme	N-T?	N-G?	S-O?	S-H?	Me-A?	Ma-A?	N-O?	N-P?	I-V?	S-S?	R-S?	S-Z?	N-B?	D-S?
Text-quality scorers														
BLEU [38]													n/a	n/a
ROUGE [25]													n/a	n/a
BARTScore [61]														
UniEval [69]														
BLEURT [48]														
PRISM [51]														
Stability-based verification														
SelfCheckGPT (BERT) [32]														
SelfCheckGPT (NLG) [32]														
HaloCheck [5]														
Embedding-based similarity														
BERTScore [64]														
SentenceBERT [45]														
LLM-as-a-Judge														
G-Eval [26]														
GPTScore [9]														
CE [This work]														

2 The CHECKEMBED Design

We now describe the CHECKEMBED design, which is summarized in Figure 1. It is very simple, but as we show in the following evaluation sections, the simplicity is precisely what enables advantages in both effectiveness and efficiency.

First, a user sends a **question** ② to the **LLM** ① with all the essential input data. The pipeline enables batching these questions, i.e., it is possible to send multiple questions in the same pipeline and they pass through each of the next stages individually. Next, the system **prompts the LLM** ③ several (k) **times** ④ with the same question ②; k is a user parameter. Each reply ⑤ has no prior knowledge of the previous answer guaranteeing that there is no bias. k introduces a tradeoff: more responses (higher k) means more compute time and cost (more tokens used), but also a better check of correctness. However, as we show in Section 4, CHECKEMBED enables high level of confidence in its verification outcome even when k is low. After that, each reply is embedded ⑥, using a pre-specified embedding model. The potential ground-truth answer ⑦ is also embedded. The pairwise **similarity scores between embeddings** are computed ⑧ (e.g., with cosine similarity or Pearson correlation) and then summarized using a selected measure in order to provide a simple threshold number that can be used to drive decision making in practical deployments. The scores can also be grouped into a (symmetric) heatmap matrix, which facilitates explainability.

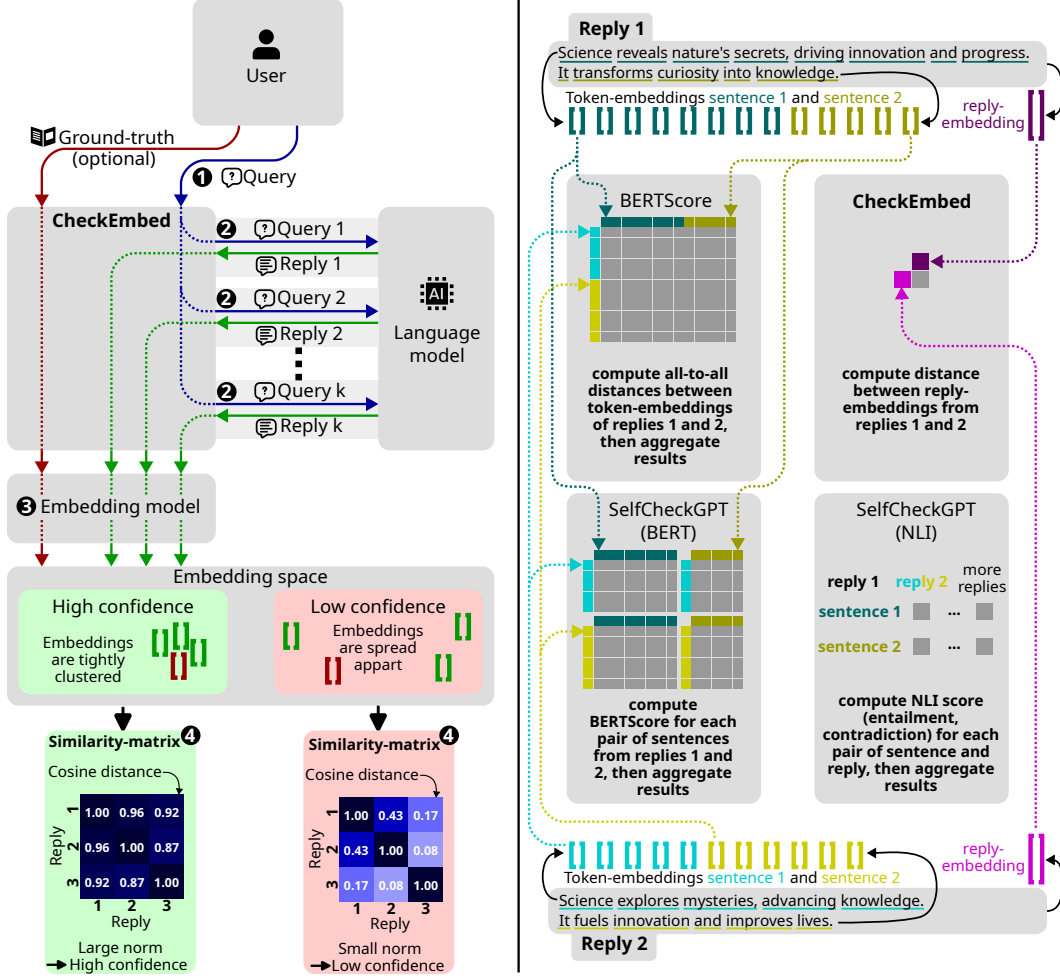


Figure 1: Overview of the CHECKEMBED pipeline (left) and comparison between BERTScore, SelfCheckGPT, and CHECKEMBED (right).

3 Complexity Analysis

We provide a brief scalability analysis in Table 2 showing why CE is fundamentally more scalable and faster than other baselines under the main task of verifying an LLM answer or checking for a hallucination. We also consider the complexities of deriving a similarity score between two text passages – a key building block in many schemes. We consider depth (the latency under unlimited parallel resources) and work (total operation count), two established measures for assessing the performance of parallel algorithms [2, 8, 16]. The notation and assumptions are explained in the table caption. Derivation details for comparison baselines are in Appendix A.

In CE, to verify an answer, one first generates k answers and computes k embeddings. This is $O(D_I + D_M)$ depth, as executing the language and embedding models can be parallelized. The work is $O(k(W_M + W_I))$ (D and W are the depth and work of a single model inference run; cf. the caption of Table 2 for full notation details). Then, we compare these embeddings pairwise ($k^2/2$ comparisons). This is $O(\log d)$ depth, as all comparisons can be parallelized, but the cosine similarity depth is $O(\log d)$ due to the reduction when summing d terms. The work is equal to $O(k(W_M + W_I) + k^2d)$ as we execute k inference runs and then conduct $k^2/2$ cosine similarity score comparisons.

Table 2: **Comparison of the complexities of different verification schemes.** We analyze the complexity of a full verification run (*open-ended task answer*), and additionally specify the included cost of comparing two multi-sentence passages (*computing similarity*). “Depth” is the runtime complexity assuming unlimited parallel resources. “Work” is the total number of all operations. k : the number of answers requested from the LLM (in stability-based schemes). d : embedding dimensionality. W_x, D_x : work and depth complexity of a single model inference run, respectively, for inference ($x = I$) and embedding ($x = M$). s : the (average) number of sentences in a single text passage. t : the (average) number of tokens in a single sentence. For any embedding based methods, we assume the same embedding dimensionality of all used embeddings and that computing a score of two embeddings takes $O(\log d)$ latency (e.g., Numpy supports highly efficient Pearson correlation and cosine similarity). When comparing the baselines, we consider counts of the two most computationally intensive operations within the pipeline: the number of embeddings to be constructed and the number of similarity operations to be conducted.

Scheme	Computing similarity of two passages		Verifying an open-ended task answer	
	Latency (depth)	Total operation count (work)	Latency (depth)	Total operation count (work)
Text-quality scorers				
BARTScore [61]	$O(\log(st))$	$O(t)$	$D_I + O(\log(st))$	$W_I + O(st)$
UniEval [69]	n/a	n/a	D_I	W_I
Stability-based verification				
SCGPT (BERT) [32]	$D_M + O(\log(dts))$	$s(2W_M + O(t^2 \log d + t^2))$	$D_M + O(\log(dtk s))$	$2ks(W_M + O(t^2 \log d + t^2))$
SCGPT (NLI) [32]	$D_I + O(\log s)$	$sW_I + O(s)$	$D_I + O(\log(ks))$	$ksW_I + O(ks)$
HaloCheck [5]	$D_I + O(\log s)$	$s^2W_I + O(s^2)$	$D_I + O(\log(ks))$	$k^2(s^2W_I + O(s^2) + 1)$
Embedding-based similarity				
BERTScore [64]	$D_M + O(\log(dt))$	$2W_M + O(t^2 \log d + t^2)$	n/a	n/a
SentenceBERT [45]	$D_I + O(\log(dt))$	$2W_I + O(t + d)$	n/a	n/a
LLM-as-a-Judge				
G-Eval [26] + GPT-4	n/a	n/a	$D_I + O(\log k)$	$kW_I + O(k)$
GPTScore [9]	?	?	$O(D_I)$	$O(W_I)$
CE [This work]	$D_M + O(\log d)$	$kW_M + O(d)$	$D_I + D_M + O(\log d)$	$k(W_M + W_I) + O(k^2 d)$

4 Evaluation

We now show the advantages of CE over the state of the art. For full reproducibility, we provide detailed prompt specifications in Appendix B and supplementary evaluation setup details in Appendix C. Due to a large amount of data and considered baselines, we present selected representative outcomes, full results are in Appendix D.

Comparison Baselines. We compare CE to SelfCheckGPT with BERTScore [32] (it represents stability-based verifiers that operate at token- and sentence-level embeddings), SelfCheckGPT with NLI [32] (it represents stability-based verifiers that harness additional task-specific models), HaloDetect [40] – a scheme which leverages probability distributions from a separate fine-tuned LLM to identify inconsistencies in the generated text (it represents verifiers that incorporate additional task-specific training), BERTScore itself [64] (it represents straightforward application of token- and sentence-level embeddings to verification), and to an LLM-as-a-Judge [10] (it represents delegating verification to modern powerful LLMs).

Tasks. We consider verification of answers to open-ended questions (and implicitly hallucinations in such open-ended settings), detection of fine-grained hallucinations, and assessing similarity of text passages. While we focus on text, we also provide evidence that CE can be applied to images.

Considered Embedding Models. When embedding LLM replies with CE, we experiment with different embedding models, namely Salesforce/SFR-Embedding-Mistral (SFR) [33], intfloat/e5-mistral-7b-instruct (E5) [55, 56], Alibaba-NLP/gte-Qwen1.5-7B-instruct (GTE) [23], which all have around 7B parameters, as well as smaller models such as NovaSearch/stella_en_1.5B_v5 (STE1.5, 1.5B parameters) [36, 62] and NovaSearch/stella_en_400M_v5 (STE400, 400M parameters) [37, 62]. We also use an API-based GPT Text Embedding Large (GPT) model [71]. For BERTScore and SelfCheckGPT, we use the best possible models available for these baselines (i.e., microsoft/deberta-xl-large-mnli [12] and roberta-large [27]). For vision, we use CLIP’s Vision Transformer Large [41]. We use the default embedding sizes (listed in the Appendix C.1).

Considered Generative Models. For generating LLM answers and for the LLM-as-a-Judge baseline, we experiment with different LLMs, including GPT-4o, GPT-4o-mini, Llama-3.3-70B, and

Llama-3.1-8B. In the initial phases of the project, we also explored GPT-4 and GPT-3.5; all insights are identical. For vision, we use the open-source Stable Diffusion 3.5 Medium model [6].

Considered Similarity Measures. When comparing embeddings (in CE, SelfCheckGPT, and BERTScore), we use cosine similarity and the Pearson correlation score. These two follow the same accuracy patterns, so we focus on the cosine similarity. We then use the Frobenius norm to extract a single value from the cosine similarity matrices as well as Spearman’s rank correlation coefficient for summarization.

Considered Datasets. We use the WikiBio dataset [19] as modified by Manakul et al. [32] for their evaluation of SelfCheckGPT. It consists of 238 documents based on Wikipedia articles, that were used to generate samples in which hallucinations were introduced. Each sentence of those samples was manually labeled as either “major inaccurate”, “minor inaccurate”, or “accurate”. We also consider RAGTruth [35] which contains 18,000 responses generated by different models in retrieval-augmented generation (RAG) [11, 21] tasks. The authors selected 450 responses per model for their test set, on which we base our evaluation.

4.1 Analysis of Distinguishing Similar and Different Text Passages

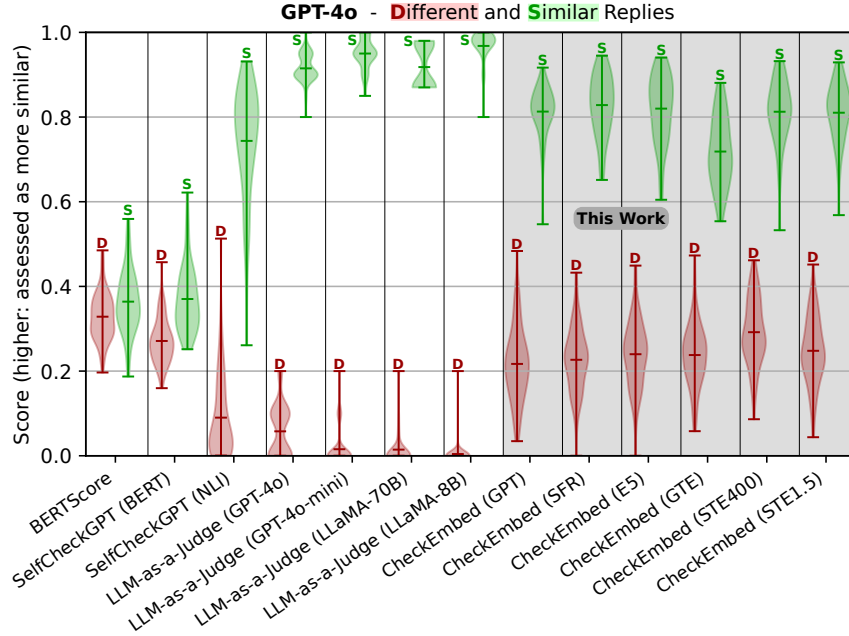


Figure 2: **Advantages of CE in distinguishing similar and different LLM replies.** We vary the used embedding model (for CE) and the used generative model (for LLM-as-a-Judge).

We start the evaluation by assessing an important building block of LLM verification stability-based methods (SelfCheckGPT, BERTScore, and CE) whether a given method is able to clearly distinguish two passages of text that (1) look similar, but come with very different meanings (“Different replies”, see the left side of Figure 8 for an example), as well as (2) look different, but have similar or identical meanings (“Similar replies”, see the right side of Figure 8 for an example). These methods rely fundamentally on comparing multiple LLM answers and, as such, recognizing differences between these answers is a crucial prerequisite for their effectiveness. We illustrate the results for a large amount of such pairs in Figure 2.

We observe that CE appropriately assigns consistently high and low similarity scores to pairs of similar and to pairs of different replies, respectively (there is little to no overlap between these groups of data points), regardless of the embedding or generation model used. Contrarily, there is a large overlap between these groups of data points for both BERTScore and SelfCheckGPT, indicating that these baselines perform worse in distinguishing such replies effectively. SelfCheckGPT (NLI) shows a better (but still noticeably inferior to CE) distinction between those two groups, but its runtime is significantly worse. We additionally plot the LLM-as-a-Judge results – even though it does not rely on comparing text passages for verification, it serves as the top baseline in this task, considering its

training objective, which enables (among others) distinguishing complex nuances in text. The **key takeaway** is that CE effectively recognizes the similarities and differences in the *meaning* of the considered text passages, regardless of their length and style as well as used models, approaching the best performance of LLM-as-a-Judge – all while being highly scalable.

4.2 Analysis of LLM Answer Verification

We now illustrate how CE enables effective verification of LLM answers.

The WikiBio Dataset. First, we discuss the CE performance on an existing benchmark, WikiBio, also used to assess SelfCheckGPT. Their subset consists of 238 documents based on Wikipedia articles with introduced hallucinations. Each sentence of those samples was manually labeled as either “major inaccurate”, “minor inaccurate”, or “accurate”. Consistent with the SelfCheckGPT evaluation by Manakul et al. [32], we employed a passage scoring system that aggregates sentence scores: assigning 0 for major inaccuracies, 0.5 for minor inaccuracies, and 1 for accurate sentences—before calculating the average score. This construction allows the utilization of Pearson and Spearman correlation scores to reflect a more nuanced output to quantify the extent of hallucination within passages over more simplistic black-and-white approaches.

Table 3: Passage level correlation on WikiBio-gpt3 using Pearson (PE) and Spearman (SP).

Method	PE	SP
BertScore	67.7	67.9
SelfCheckGPT (BERTScore)	57.4	54.6
SelfCheckGPT (NLI)	74.1	73.8
LLM-as-a-Judge (4o)	39.7	39.4
LLM-as-a-Judge (4o mini)	27.1	31.4
LLM-as-a-Judge (Llama70b)	-7.8	-8.7
LLM-as-a-Judge (Llama8b)	2.3	2.9
CHECKEMBED (GPT)	66.8	72.6
CHECKEMBED (STE400)	68.5	72.9
CHECKEMBED (STE1.5)	69.9	73.8
CHECKEMBED (E5)	71.6	74.1
CHECKEMBED (SFR)	72.2	76.2
CHECKEMBED (GTE)	73.6	76.2

An overview of the results is in Table 3. CE demonstrates robust performance compared to existing baselines, particularly in Spearman’s correlation, where its results are significantly higher. For Pearson’s correlation, CE is marginally outperformed by SelfCheckGPT’s NLI variant, but it is more than 30× faster to compute. LLM-as-a-Judge performs significantly worse, as even powerful LLMs are inherently susceptible to hallucinations themselves.

Real-World Legal Use Case (Verifying Open-Ended Tasks). Next, we extract terms and their definitions from legal documents; the used data is real and it comes from an in-house legal analytics project. In this use case, a prompt to the LLM consists of the contents of a legal document (e.g., an NDA), as well as a request to extract respective terms and their definitions. The prompt sizes used in this task are in the range of 25–600 tokens (we split the documents into chunks as whole documents are often very long and come with total token counts that significantly exceed the recommended maximal sizes for the input of the used embedding models). CE asks the LLM to generate 10 replies ($k = 10$). We use this use case to showcase the interpretability of CE outcomes by plotting full heatmaps; illustrate example results for CE vs. BERTScore are in Figure 3 (other baselines and models are, as usual, in Appendix D). Each figure shows the cosine similarity between LLM replies, and also between each reply and the ground-truth (GT) that has been prepared by a human expert.

The results illustrate that whenever CE has very high confidence in its answer (top row in Figure 3), which is visible by consistently having very high similarities between different replies, it corresponds to very high similarity scores between the LLM replies and the ground-truth. This is the case for all the considered models. Other baselines show mixed results for individual replies, and low similarities between their replies and GT. It shows that, whenever CE has high confidence in the LLM replies, there is high likelihood that these replies are close to the corresponding GT.

In the bottom row of the figure, we provide example results where CE indicates low or mixed LLM’s confidence. While many scores are still high (e.g., 0.97), many are much lower, even negative. We manually verified that these particularly low individual scores correspond to LLM replies of very low quality (e.g., only a single term with its definition has been extracted). The low scores overall indicate model’s low confidence, which is further supported by corresponding low similarity scores to GT. Here, BERTScore also has low confidence – overall, its scores have a smaller range than those of CE, but its relative drop in similarity to GT is similarly as low as that of CE.

Note that the results in the heatmaps directly correspond to the results from Section 4.1 and Figure 2 in that very high CE scores (e.g., 0.9) indicate high confidence while scores that are lower consistently mean low LLM’s confidence.

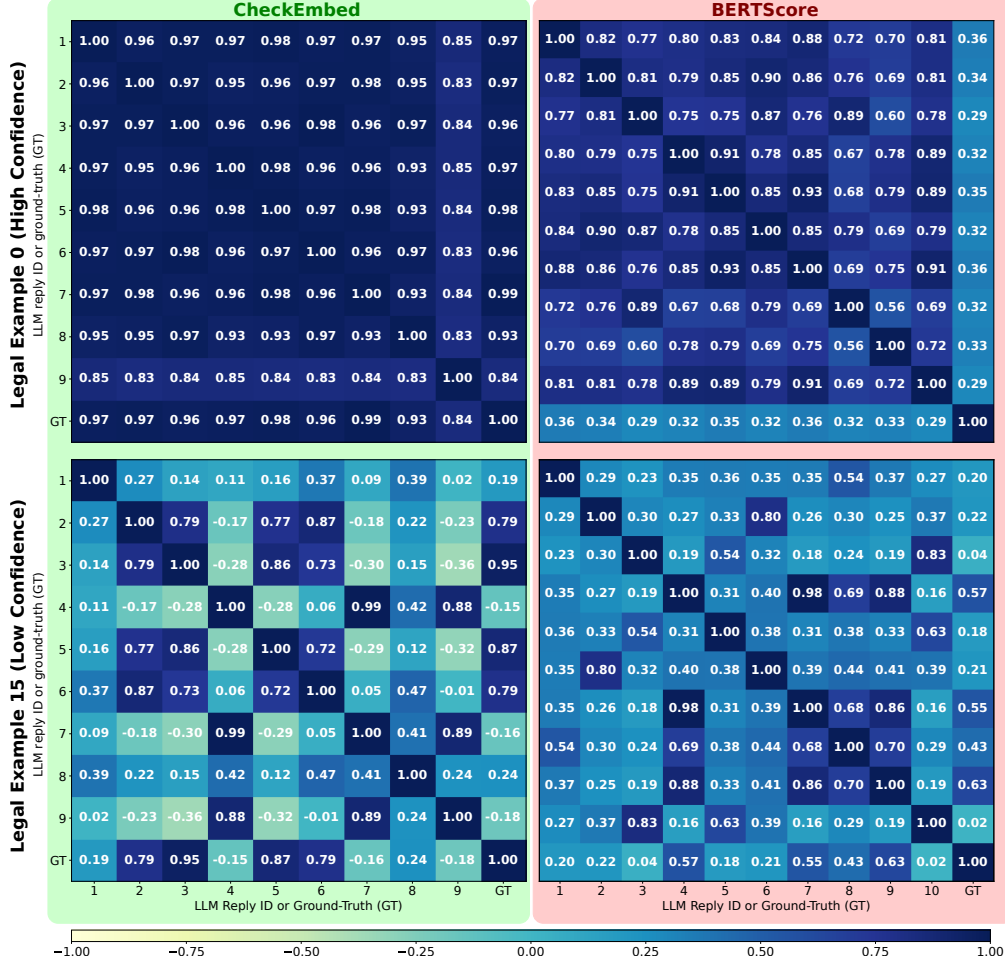


Figure 3: **Analysis of the verification of LLM answers.** We compare to BERTScore; SelfCheckGPT (with BERT) comes with significantly higher runtimes (detailed in Section 4.4) and less competitive scores as it does not focus on open-ended answer-level analysis. The results form a heatmap of the CE’s, or BERTScore’s, cosine similarity between all LLM replies, and between each reply and the human expert prepared ground-truth (GT). Rows correspond to two representative legal documents, that come with – respectively – high and low LLM confidence in its replies. Embedding model used: GPT Text Embedding Large. Generative model used: GPT-4o.

A useful simple CE measure that indicates the low quality of the LLM answer is a selected summarization measure for a heatmap, for example mean or a matrix norm combined with a standard deviation (std). Whenever the mean is *very high* (e.g., >0.9) and the std is *low* (e.g., <0.05), the answer is of high quality with very high likelihood. Otherwise, one may want to investigate a given situation in more detail. For example, in the top row (example 0), the LLM is very certain of what the answer is; the mean is 0.95 with very low std of 0.06; BERTScore seems to imply hallucinations with lower scores and even more importantly, an std of 0.18.

Real-World Legal Use Case (Detecting Fine-Grained Hallucinations). While CE is primarily targeted at verification of open-ended tasks, we also investigate whether CE can be used to detect small fine-grained hallucinations, such as mistakes in individual facts. The results are in Figure 4. The task analyzed is summarizing legal articles. For each article considered, we generate a summary with no errors (labeled as “ground truth”), and we also ask the LLM to summarize these documents, while forcing deliberate small fact-level mistakes, from 1 to 10 mistakes per summary. CHECKEMBED is able to recognize when samples contains no errors, as illustrated by very large scores for GT. We can observe that the amount of low-confidence scores is somewhat increasing with the growing number of introduced errors. However, this increase only starts to be distinctive beyond 5 errors. The trends for BERTScore and SelfCheckGPT are similar, which shows that these baselines perform well for their intended use case. LLM-as-a-Judge comes with much higher spread, confirming its uncertainty

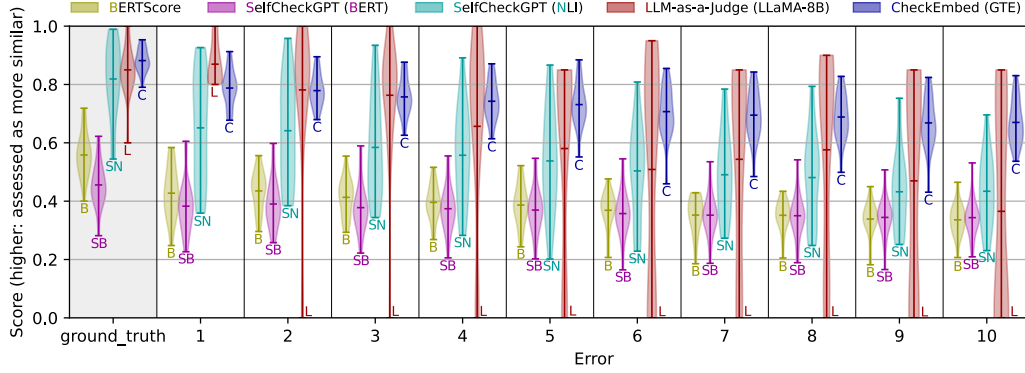


Figure 4: **Analysis of fine-grained hallucination verification of LLM answers (GPT-4o) when summarizing legal documents.**

for hallucination detection already observed in the WikiBio dataset analysis. Interestingly for other datasets, such as scientific descriptions illustrated in Figure 17, CE can recognize hallucinations after introducing a single error, as visible by no overlap between the GT and the consecutive data points.

4.3 Beyond LLMs To Other Modalities

CHECKEMBED can be applied straightforwardly across modalities, assuming the availability of a suitable embedding model. Preliminary results demonstrating this based on generative vision models are shown in Figure 5. While a full exploration of the design space and all possible modalities is beyond the scope of this work, we provide early evidence of CE’s generality.

Verification in vision models remains at an early stage, typically relying on auxiliary models for evaluation [24, 47] or on similar real world data for statistical comparison [13, 52]. In contrast, CHECKEMBED operates without assuming access to a reference model or real world data, and still achieves strong performance.

Hallucinations in images refer to instances where generative models produce visual content that includes non-existent, incorrect, or extraneous elements not grounded in the input prompt or data. These may manifest as anatomically implausible features (e.g., a hand with six fingers), omitted or miscounted objects, or the inclusion of unrelated artifacts such as logos or text.

We induce hallucinations by prompting the model to generate a specified number of objects in the image. This enables a controlled degradation: generation is consistently accurate with a single object, while accuracy declines as the requested count increases. Due to the need for manual scoring to ensure quality, the evaluation scope is limited, resulting in higher variance in the results. Still, Figure 5 shows a correlation between the number of correctly rendered images and the corresponding CHECKEMBED score. The complete setup and further examples are in Appendix E.

4.4 Analysis of Scalability

We also investigate the running times of baselines that are highly effective for answer verification and hallucination detection (SelfCheckGPT, BERTScore, CE). Example results are in Figure 6. The numbers for each datapoint correspond to the total runtime required to construct 20 embeddings and to compute similarity scores between all embedding pairs. We show runtimes for

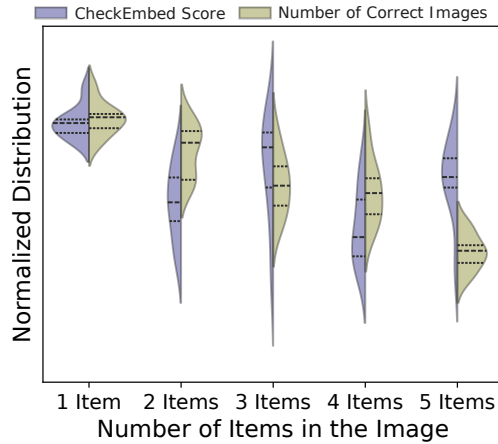


Figure 5: **Hallucination detection in vision models with CE.** We score response quality of a vision model without real-world references or auxiliary models. Both CHECKEMBED scores and correct image counts are normalized. As more items are requested, hallucinations rise, reducing correctness and CHECKEMBED scores.

CE with the Stella models as their smaller model sizes (435M, 1.5B) are comparable to the best available bidirectional embedding models that can be used with BERTScore and SelfCheckGPT (e.g., microsoft/deberta-xlarge-mnli has 750M parameters). CE, while using the Stella models, maintains a constant evaluation time regardless of the sample size or token number for the text chunks. All comparison baselines exhibit an inflation of their runtime, as we increase the number of samples or the token length of the inputs, making CE $30\times$ – $300\times$ faster. We present additional results for GPT and other embedding models in Appendix D.3. These results further showcase the high performance of CE, rooted in its simplicity: *all that is required to compute is a single embedding of a textual answer or its chunk*.

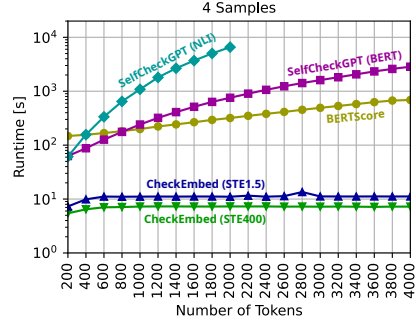


Figure 6: **Advantages of the CE runtime over other baselines** while varying the answer token size.

4.5 Analysis of Varying the Number of Sampled LLM Answers

Finally, we also study how the accuracy of CE is influenced by the sample size per datapoint. We conducted this evaluation on the WikiBio dataset and plot the Spearman’s rank correlation coefficient while varying the number of samples in Figure 7. While all embedding models show an accuracy increase with more samples, the accuracy starts to stabilize with 8 samples (6 samples for SFR and E5), at which point the gain from using additional samples might be offset by the additional cost.

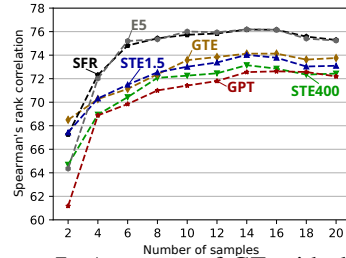


Figure 7: Accuracy of CE with different embedding models while varying the number of sampled LLM answers.

5 Related Work

We have already discussed other **verification methods** in Section 1 and in Table 1.

Embedding-based similarity methods such as BERTScore or Sentence-BERT compute semantic alignment between textual sequences by encoding tokens, sentences, or entire passages into dense vector representations and comparing them using similarity metrics like cosine distance. These methods serve as core building blocks in many verification and hallucination detection schemes (including CHECKEMBED), providing a mechanism to compare generated outputs against references or other outputs. They often operate at the token or sentence level, leading to computational inefficiencies for long, open-ended responses. Here, CHECKEMBED leverages whole-answer embeddings, allowing it to assess global semantic agreement across complete outputs using a single vector per answer.

Explainable AI (XAI) and more generally **trustworthy AI** aim to make AI models interpretable and understandable [28, 29, 66]. Recent works include self-explaining models [15, 30] and post-hoc explanation methods [17, 53]. CE supports interpretability through embedding-based heatmaps and summary statistics that visualize semantic agreement across model outputs.

Hallucination detection in LLMs has received significant attention [14, 43, 65]. Proposed solutions include fact-checking [4, 63], self-consistency [32], and RAG [70]. CE addresses hallucination detection in both open- and closed-ended settings without external tools or references, and with higher semantic fidelity than token- or fact-level comparators. Its design also allows integration with retrieval or user feedback systems if desired.

LLM-based agents [1, 57, 58, 60] are gaining traction for complex autonomous tasks. These agents benefit from accurate internal self-evaluation and answer validation. CE provides a scalable verification mechanism for agent-generated outputs, enabling real-time quality control and decision gating without human feedback or retraining.

Philosophical and epistemological questions in AI concern how machine learning systems produce and validate knowledge [7, 31, 49]. CE contributes to this line of work by constituting a mechanism for assessing the internal consistency and plausibility of AI-generated knowledge, aligning with efforts to improve the interpretability, reliability, and epistemic grounding of AI systems.

6 Conclusion

LLMs are revolutionizing various domains, yet effective verification for open-ended tasks remains a significant challenge. Established methods, which focus on token- and sentence-level analysis, fall short in scalability and effectiveness. Addressing this gap is crucial as applications of LLMs expand, necessitating robust mechanisms to ensure the accuracy and reliability of their outputs.

To this end, we introduce CHECKEMBED, a scalable approach to LLM verification. CHECKEMBED leverages the effectiveness of answer-level embeddings to compare LLM answers with one another and the potential ground-truth. By transforming complex textual answers into individual embeddings using modern decoder-only based models like GPT Text Embedding Large, CHECKEMBED makes the verification process simple, accurate, and scalable. This straightforward methodology integrates seamlessly with modern data analytics infrastructure, highlighting its practical applicability and ease of deployment.

Our comprehensive verification pipeline includes metrics and tools for assessing the veracity of LLM answers, such as heatmaps of similarities between embeddings of answers, the ground-truth, and statistical summaries. These tools provide detailed insights into the quality of LLM outputs and facilitate practical decision-making in real-world deployments.

CHECKEMBED has been tested on numerous tasks, for example term extraction in long legal documents. The results demonstrated significant improvements in accuracy and runtime performance compared to existing methods such as BERTScore, SelfCheckGPT, and LLM-as-a-Judge. We also provide evidence that CHECKEMBED can effectively detect hallucinations in vision models. These findings underscore the potential of CHECKEMBED to enhance verification not only for LLMs but also for other classes of models.

Acknowledgments and Disclosure of Funding

We thank Hussein Harake, Colin McMurtrie, Mark Klein, Angelo Mangili, and the whole CSCS team granting access to the Ault, Daint and Alps machines, and for their excellent technical support. We thank Timo Schneider for immense help with infrastructure at SPCL. This project received funding from the European Research Council (Project PSAP, No. 101002047), and the European High-Performance Computing Joint Undertaking (JU) under grant agreement No. 955513 (MAELSTROM). This project was supported by the ETH Future Computing Laboratory (EFCL), financed by a donation from Huawei Technologies. This project received funding from the European Union’s HE research and innovation programme under the grant agreement No. 101070141 (Project GLACIATION). We also acknowledge Polish high-performance computing infrastructure PLGrid (HPC Center: ACK Cyfronet AGH) for providing computer facilities and support within computational grant no. PLG/2024/017103.

References

- [1] Maciej Besta, Nils Blach, Ales Kubicek, Robert Gerstenberger, Michal Podstawski, Lukas Gianinazzi, Joanna Gajda, Tomasz Lehmann, Hubert Niewiadomski, Piotr Nyczyk, and Torsten Hoefler. 2024. Graph of Thoughts: Solving Elaborate Problems with Large Language Models. *Proceedings of the AAAI Conference on Artificial Intelligence* 38, 16 (March 2024), 17682–17690. <https://doi.org/10.1609/aaai.v38i16.29720>
- [2] Guy E. Blelloch and Bruce M. Maggs. 2010. *Parallel Algorithms* (2 ed.). Chapman & Hall/CRC, London, United Kingdom, Chapter 25, 1–44.
- [3] Yupeng Chang, Xu Wang, Jindong Wang, Yuan Wu, Linyi Yang, Kaijie Zhu, Hao Chen, Xiaoyuan Yi, Cunxiang Wang, Yidong Wang, Wei Ye, Yue Zhang, Yi Chang, Philip S. Yu, Qiang Yang, and Xing Xie. 2024. A Survey on Evaluation of Large Language Models. *ACM Trans. Intell. Syst. Technol.* 15, 3, Article 39 (March 2024), 45 pages. <https://doi.org/10.1145/3641289>
- [4] I-Chun Chern, Steffi Chern, Shiqi Chen, Weizhe Yuan, Kehua Feng, Chunting Zhou, Junxian He, Graham Neubig, and Pengfei Liu. 2023. FacTool: Factuality Detection in Generative

- AI – A Tool Augmented Framework for Multi-Task and Multi-Domain Scenarios. <https://doi.org/10.48550/arXiv.2307.13528> arXiv:2307.13528 [cs.CL]
- [5] Mohamed Elaraby, Mengyin Lu, Jacob Dunn, Xueying Zhang, Yu Wang, Shizhu Liu, Pingchuan Tian, Yuping Wang, and Yuxuan Wang. 2023. Halo: Estimation and Reduction of Hallucinations in Open-Source Weak Large Language Models. <https://doi.org/10.48550/arXiv.2308.11764> arXiv:2308.11764 [cs.CL]
 - [6] Patrick Esser, Sumith Kulal, Andreas Blattmann, Rahim Entezari, Jonas Müller, Harry Saini, Yam Levi, Dominik Lorenz, Axel Sauer, Frederic Boesel, Dustin Podell, Tim Dockhorn, Zion English, and Robin Rombach. 2024. Scaling Rectified Flow Transformers for High-Resolution Image Synthesis. In *Proceedings of the 41st International Conference on Machine Learning (ICML '24)* (Vienna Austria) (*Proceedings of Machine Learning Research*, Vol. 235), Ruslan Salakhutdinov, Zico Kolter, Katherine Heller, Adrian Weller, Nuria Oliver, Jonathan Scarlett, and Felix Berkenkamp (Eds.). PMLR, New York, NY, USA, 12606–12633. <https://proceedings.mlr.press/v235/esser24a.html>
 - [7] Will Fleisher. 2022. Understanding, Idealization, and Explainable AI. *Episteme* 19, 4 (Dec. 2022), 534–560. <https://doi.org/10.1017/epi.2022.39>
 - [8] Steven Fortune and James Wyllie. 1978. Parallelism in Random Access Machines. In *Proceedings of the Tenth Annual ACM Symposium on Theory of Computing* (San Diego, CA, USA) (*STOC '78*). Association for Computing Machinery, New York, NY, USA, 114–118. <https://doi.org/10.1145/800133.804339>
 - [9] Jinlan Fu, See-Kiong Ng, Zhengbao Jiang, and Pengfei Liu. 2024. GPTScore: Evaluate as You Desire. In *Proceedings of the 2024 Conference of the North American Chapter of the Association for Computational Linguistics: Human Language Technologies (Volume 1: Long Papers)* (Mexico City, Mexico) (*NAACL '24*), Kevin Duh, Helena Gomez, and Steven Bethard (Eds.). Association for Computational Linguistics, Kerrville, TX, USA, 6556–6576. <https://doi.org/10.18653/v1/2024.naacl-long.365>
 - [10] Jiawei Gu, Xuhui Jiang, Zhichao Shi, Hexiang Tan, Xuehao Zhai, Chengjin Xu, Wei Li, Yinghan Shen, Shengjie Ma, Honghao Liu, Saizhuo Wang, Kun Zhang, Yuanzhuo Wang, Wen Gao, Lionel Ni, and Jian Guo. 2025. A Survey on LLM-as-a-Judge. <https://doi.org/10.48550/arXiv.2411.15594> arXiv:2411.15594 [cs.CL]
 - [11] Kelvin Guu, Kenton Lee, Zora Tung, Panupong Pasupat, and Ming-Wei Chang. 2020. Retrieval-Augmented Language Model Pre-Training. In *Proceedings of the 37th International Conference on Machine Learning (ICML '20)* (Virtual Event) (*Proceedings of Machine Learning Research*, Vol. 119), Hal Daumé III and Aarti Singh (Eds.). PMLR, New York, NY, USA, 3929–3938. <https://proceedings.mlr.press/v119/guu20a.html>
 - [12] Pengcheng He, Xiaodong Liu, Jianfeng Gao, and Weizhu Chen. 2021. DeBERTa: Decoding-Enhanced BERT With Disentangled Attention. In *Proceedings of the Ninth International Conference on Learning Representations* (Virtual Event) (*ICLR '21*). OpenReview, Amherst, MA, USA, 21 pages. <https://openreview.net/forum?id=XPZiaotutsD>
 - [13] Martin Heusel, Hubert Ramsauer, Thomas Unterthiner, Bernhard Nessler, and Sepp Hochreiter. 2017. GANs Trained by a Two Time-Scale Update Rule Converge to a Local Nash Equilibrium. In *Proceedings of the 31st International Conference on Neural Information Processing Systems* (Long Beach, CA, USA) (*Advances in Neural Information Processing Systems*, Vol. 30), I. Guyon, U. Von Luxburg, S. Bengio, H. Wallach, R. Fergus, S. Vishwanathan, and R. Garnett (Eds.). Curran Associates, Red Hook, NY, USA, 6629–6640. https://proceedings.neurips.cc/paper_files/paper/2017/hash/8a1d694707eb0fefe65871369074926d-Abstract.html
 - [14] Lei Huang, Weijiang Yu, Weitao Ma, Weihong Zhong, Zhangyin Feng, Haotian Wang, Qianglong Chen, Weihua Peng, Xiaocheng Feng, Bing Qin, and Ting Liu. 2025. A Survey on Hallucination in Large Language Models: Principles, Taxonomy, Challenges, and Open Questions. *ACM Trans. Inf. Syst.* 43, 2, Article 42 (Jan. 2025), 55 pages. <https://doi.org/10.1145/3703155>

- [15] Shiyuan Huang, Siddarth Mamidanna, Shreedhar Jangam, Yilun Zhou, and Leilani H. Gilpin. 2023. Can Large Language Models Explain Themselves? A Study of LLM-Generated Self-Explanations. <https://doi.org/10.48550/arXiv.2310.11207> arXiv:2310.11207 [cs.CL]
- [16] Jörg Keller, Christoph Kessler, and Jesper Larsson Träff. 2000. *Practical PRAM Programming*. John Wiley & Sons, Hoboken, NJ, USA.
- [17] Nicholas Kroeger, Dan Ley, Satyapriya Krishna, Chirag Agarwal, and Himabindu Lakkaraju. 2024. In-Context Explainers: Harnessing LLMs for Explaining Black Box Models. <https://doi.org/10.48550/arXiv.2310.05797> arXiv:2310.05797 [cs.CL]
- [18] Philippe Laban, Tobias Schnabel, Paul N. Bennett, and Marti A. Hearst. 2022. SummaC: Re-Visiting NLI-Based Models for Inconsistency Detection in Summarization. *Transactions of the Association for Computational Linguistics* 10 (2022), 163–177. https://doi.org/10.1162/tac1_a_00453
- [19] Rémi Lebret, David Grangier, and Michael Auli. 2016. Neural Text Generation from Structured Data with Application to the Biography Domain. In *Proceedings of the 2016 Conference on Empirical Methods in Natural Language Processing* (Austin, TX, USA) (EMNLP '16), Jian Su, Kevin Duh, and Xavier Carreras (Eds.). Association for Computational Linguistics, Kerrville, TX, USA, 1203–1213. <https://doi.org/10.18653/v1/D16-1128>
- [20] Chankyu Lee, Rajarshi Roy, Mengyao Xu, Jonathan Raiman, Mohammad Shoeybi, Bryan Catanzaro, and Wei Ping. 2025. NV-Embed: Improved Techniques for Training LLMs as Generalist Embedding Models. In *Proceedings of the Thirteenth International Conference on Learning Representations* (Singapore) (ICLR '25). OpenReview, Amherst, MA, USA, 24 pages. <https://openreview.net/forum?id=lgsyLsSdRe>
- [21] Patrick Lewis, Ethan Perez, Aleksandra Piktus, Fabio Petroni, Vladimir Karpukhin, Naman Goyal, Heinrich Küttler, Mike Lewis, Wen-tau Yih, Tim Rocktäschel, Sebastian Riedel, and Douwe Kiela. 2020. Retrieval-Augmented Generation for Knowledge-Intensive NLP Tasks. In *Proceedings of the Thirty-Fourth Annual Conference on Neural Information Processing Systems (NeurIPS '20)* (Virtual Event) (*Advances in Neural Information Processing Systems, Vol. 33*), H. Larochelle, M. Ranzato, R. Hadsell, M.F. Balcan, and H. Lin (Eds.). Curran Associates, Red Hook, NY, USA, 9459–9474. https://proceedings.neurips.cc/paper_files/paper/2020/hash/6b493230205f780e1bc26945df7481e5-Abstract.html
- [22] Dawei Li, Bohan Jiang, Liangjie Huang, Alimohammad Beigi, Chengshuai Zhao, Zhen Tan, Amrita Bhattacharjee, Yuxuan Jiang, Canyu Chen, Tianhao Wu, Kai Shu, Lu Cheng, and Huan Liu. 2025. From Generation to Judgment: Opportunities and Challenges of LLM-as-a-Judge. <https://doi.org/10.48550/arXiv.2411.16594> arXiv:2411.16594 [cs.AI]
- [23] Zehan Li, Xin Zhang, Yanzhao Zhang, Dingkun Long, Pengjun Xie, and Meishan Zhang. 2023. Towards General Text Embeddings with Multi-Stage Contrastive Learning. <https://doi.org/10.48550/arXiv.2308.03281> arXiv:2308.03281 [cs.CL]
- [24] Youngsun Lim, Hojun Choi, and Hyunjung Shim. 2025. Evaluating Image Hallucination in Text-to-Image Generation with Question-Answering. <https://doi.org/10.48550/arXiv.2409.12784> arXiv:2409.12784 [cs.CV]
- [25] Chin-Yew Lin. 2004. ROUGE: A Package for Automatic Evaluation of Summaries. In *Proceedings of the Text Summarization Branches Out Workshop* (Barcelona, Spain). Association for Computational Linguistics, Kerrville, TX, USA, 74–81. <https://aclanthology.org/W04-1013/>
- [26] Yang Liu, Dan Iter, Yichong Xu, Shuohang Wang, Ruochen Xu, and Chenguang Zhu. 2023. G-Eval: NLG Evaluation Using GPT-4 with Better Human Alignment. In *Proceedings of the 2023 Conference on Empirical Methods in Natural Language Processing* (Singapore) (EMNLP '23), Houda Bouamor, Juan Pino, and Kalika Bali (Eds.). Association for Computational Linguistics, Kerrville, TX, USA, 2511–2522. <https://doi.org/10.18653/v1/2023.emnlp-main.153>

- [27] Yinhan Liu, Myle Ott, Naman Goyal, Jingfei Du, Mandar Joshi, Danqi Chen, Omer Levy, Mike Lewis, Luke Zettlemoyer, and Veselin Stoyanov. 2019. RoBERTa: A Robustly Optimized BERT Pretraining Approach. <https://doi.org/10.48550/arXiv.1907.11692> [cs.CL]
- [28] Luca Longo, Mario Brcic, Federico Cabitza, Jaesik Choi, Roberto Confalonieri, Javier Del Ser, Riccardo Guidotti, Yoichi Hayashi, Francisco Herrera, Andreas Holzinger, Richard Jiang, Hassan Khosravi, Freddy Lecue, Gianclaudio Malgieri, Andrés Páez, Wojciech Samek, Johannes Schneider, Timo Speith, and Simone Stumpf. 2024. Explainable Artificial Intelligence (XAI) 2.0: A Manifesto of Open Challenges and Interdisciplinary Research Directions. *Information Fusion* 106, Article 102301 (June 2024), 22 pages. <https://doi.org/10.1016/j.inffus.2024.102301>
- [29] Haoyan Luo and Lucia Specia. 2024. From Understanding to Utilization: A Survey on Explainability for Large Language Models. <https://doi.org/10.48550/arXiv.2401.12874> [cs.CL]
- [30] Andreas Madsen, Sarath Chandar, and Siva Reddy. 2024. Are Self-Explanations from Large Language Models Faithful?. In *Findings of the Association for Computational Linguistics: ACL 2024* (Bangkok, Thailand), Lun-Wei Ku, Andre Martins, and Vivek Srikumar (Eds.). Association for Computational Linguistics, Kerrville, TX, USA, 295–337. <https://doi.org/10.18653/v1/2024.findings-acl.19>
- [31] Kyle Mahowald, Anna A. Ivanova, Idan A. Blank, Nancy Kanwisher, Joshua B. Tenenbaum, and Evelina Fedorenko. 2024. Dissociating Language and Thought in Large Language Models. *Trends in Cognitive Sciences* 28, 6 (March 2024), 517–540. <https://doi.org/10.1016/j.tics.2024.01.011>
- [32] Potsawee Manakul, Adian Liusie, and Mark Gales. 2023. SelfCheckGPT: Zero-Resource Black-Box Hallucination Detection for Generative Large Language Models. In *Proceedings of the 2023 Conference on Empirical Methods in Natural Language Processing (EMNLP '23)*, Houda Bouamor, Juan Pino, and Kalika Bali (Eds.). Association for Computational Linguistics, Kerrville, TX, USA, 9004–9017. <https://doi.org/10.18653/v1/2023.emnlp-main.557>
- [33] Rui Meng, Ye Liu, Shafiq Rayhan Joty, Caiming Xiong, Yingbo Zhou, and Semih Yavuz. 2024. SFR-Embedding-Mistral: Enhance Text Retrieval with Transfer Learning. Salesforce AI Research Blog. <https://www.salesforce.com/blog/sfr-embedding/> Accessed: 2025-05-05.
- [34] Shervin Minaee, Tomas Mikolov, Narjes Nikzad, Meysam Chenaghlu, Richard Socher, Xavier Amatriain, and Jianfeng Gao. 2025. Large Language Models: A Survey. <https://doi.org/10.48550/arXiv.2402.06196> [cs.CL]
- [35] Cheng Niu, Yuanhao Wu, Juno Zhu, Siliang Xu, KaShun Shum, Randy Zhong, Juntong Song, and Tong Zhang. 2024. RAGTruth: A Hallucination Corpus for Developing Trustworthy Retrieval-Augmented Language Models. In *Proceedings of the 62nd Annual Meeting of the Association for Computational Linguistics (Volume 1: Long Papers)* (Bangkok, Thailand) (ACL '24), Lun-Wei Ku, Andre Martins, and Vivek Srikumar (Eds.). Association for Computational Linguistics, Kerrville, TX, USA, 10862–10878. <https://doi.org/10.18653/v1/2024.acl-long.585>
- [36] NovaSearch. 2024. NovaSearch/stella_en_1.5B_v5. Hugging Face. https://huggingface.co/NovaSearch/stella_en_1.5B_v5 Accessed: 2025-05-05.
- [37] NovaSearch. 2024. NovaSearch/stella_en_400M_v5. Hugging Face. https://huggingface.co/NovaSearch/stella_en_400M_v5 Accessed: 2025-05-05.
- [38] Kishore Papineni, Salim Roukos, Todd Ward, and Wei-Jing Zhu. 2002. Bleu: A Method for Automatic Evaluation of Machine Translation. In *Proceedings of the 40th Annual Meeting on Association for Computational Linguistics* (Philadelphia, PA, USA) (ACL '02), Pierre Isabelle, Eugene Charniak, and Dekang Lin (Eds.). Association for Computational Linguistics, Kerrville, TX, USA, 311–318. <https://doi.org/10.3115/1073083.1073135>

- [39] Fabio Petroni, Tim Rocktäschel, Sebastian Riedel, Patrick Lewis, Anton Bakhtin, Yuxiang Wu, and Alexander Miller. 2019. Language Models as Knowledge Bases?. In *Proceedings of the 2019 Conference on Empirical Methods in Natural Language Processing and the 9th International Joint Conference on Natural Language Processing* (Hong Kong, China) (*EMNLP-IJCNLP '19*), Kentaro Inui, Jing Jiang, Vincent Ng, and Xiaojun Wan (Eds.). Association for Computational Linguistics, Kerrville, TX, USA, 2463–2473. <https://doi.org/10.18653/v1/D19-1250>
- [40] Ernesto Quevedo, Jorge Yero Salazar, Rachel Koerner, Pablo Rivas, and Tomas Cerny. 2024. Detecting Hallucinations in Large Language Model Generation: A Token Probability Approach. In *Proceedings of the 26th International Conference on Artificial Intelligence and Applications (ICAI '24)* (Las Vegas, NV, USA) (*Communications in Computer and Information Science (CCIS), Vol. 2252*), Hamid R. Arabnia, Leonidas Deligiannidis, Soheyla Amirian, Farzan Shenavarmasouleh, Farid Ghareh Mohammadi, and David de la Fuente (Eds.). Springer Nature Switzerland, Cham, Switzerland, 154–173. https://doi.org/10.1007/978-3-031-86623-4_13
- [41] Alec Radford, Jong Wook Kim, Chris Hallacy, Aditya Ramesh, Gabriel Goh, Sandhini Agarwal, Girish Sastry, Amanda Askell, Pamela Mishkin, Jack Clark, Gretchen Krueger, and Ilya Sutskever. 2021. Learning Transferable Visual Models From Natural Language Supervision. In *Proceedings of the 38th International Conference on Machine Learning (ICML '21)* (Virtual Event) (*Proceedings of Machine Learning Research, Vol. 139*), Marina Meila and Tong Zhang (Eds.). PMLR, New York, NY, USA, 8748–8763. <http://proceedings.mlr.press/v139/radford21a.html>
- [42] Bhaktipriya Radharapu, Kevin Robinson, Lora Aroyo, and Preethi Lahoti. 2023. AART: AI-Assisted Red-Teaming with Diverse Data Generation for New LLM-Powered Applications. In *Proceedings of the 2023 Conference on Empirical Methods in Natural Language Processing: Industry Track* (Singapore) (*EMNLP '23*), Mingxuan Wang and Imed Zitouni (Eds.). Association for Computational Linguistics, Kerrville, TX, USA, 380–395. <https://doi.org/10.18653/v1/2023.emnlp-industry.37>
- [43] Vipula Rawte, Amit Sheth, and Amitava Das. 2023. A Survey of Hallucination in Large Foundation Models. <https://doi.org/10.48550/arXiv.2309.05922> arXiv:2309.05922 [cs.AI]
- [44] Ricardo Rei, Craig Stewart, Ana C. Farinha, and Alon Lavie. 2020. COMET: A Neural Framework for MT Evaluation. In *Proceedings of the 2020 Conference on Empirical Methods in Natural Language Processing* (Virtual Event) (*EMNLP '20*), Bonnie Webber, Trevor Cohn, Yulan He, and Yang Liu (Eds.). Association for Computational Linguistics, Kerrville, TX, USA, 2685–2702. <https://doi.org/10.18653/v1/2020.emnlp-main.213>
- [45] Nils Reimers and Iryna Gurevych. 2019. Sentence-BERT: Sentence Embeddings using Siamese BERT-Networks. In *Proceedings of the 2019 Conference on Empirical Methods in Natural Language Processing and the 9th International Joint Conference on Natural Language Processing* (Hong Kong, China) (*EMNLP-IJCNLP '19*), Kentaro Inui, Jing Jiang, Vincent Ng, and Xiaojun Wan (Eds.). Association for Computational Linguistics, Kerrville, TX, USA, 3982–3992. <https://doi.org/10.18653/v1/D19-1410>
- [46] Ananya B. Sai, Akash Kumar Mohankumar, and Mitesh M. Khapra. 2022. A Survey of Evaluation Metrics Used for NLG Systems. *ACM Comput. Surv.* 55, 2, Article 26 (Jan. 2022), 39 pages. <https://doi.org/10.1145/3485766>
- [47] Tim Salimans, Ian Goodfellow, Wojciech Zaremba, Vicki Cheung, Alec Radford, and Xi Chen. 2016. Improved Techniques for Training GANs. In *Proceedings of the 30th International Conference on Neural Information Processing Systems (NIPS '16)* (Barcelona, Spain) (*Advances in Neural Information Processing Systems, Vol. 29*), D. Lee, M. Sugiyama, U. Luxburg, I. Guyon, and R. Garnett (Eds.). Curran Associates, Red Hook, NY, USA, 2234–2242. https://proceedings.neurips.cc/paper_files/paper/2016/hash/8a3363abe792db2d8761d6403605aeb7-Abstract.html
- [48] Thibault Sellam, Dipanjan Das, and Ankur Parikh. 2020. BLEURT: Learning Robust Metrics for Text Generation. In *Proceedings of the 58th Annual Meeting of the Association for Computational Linguistics* (Virtual Event) (*ACL '20*), Dan Jurafsky, Joyce Chai, Natalie Schluter,

- and Joel Tetreault (Eds.). Association for Computational Linguistics, Kerrville, TX, USA, 7881–7892. <https://doi.org/10.18653/v1/2020.acl-main.704>
- [49] Murray Shanahan. 2024. Talking about Large Language Models. *Commun. ACM* 67, 2 (Jan. 2024), 68–79. <https://doi.org/10.1145/3624724>
 - [50] Elior Sulem, Omri Abend, and Ari Rappoport. 2018. BLEU Is Not Suitable for the Evaluation of Text Simplification. In *Proceedings of the 2018 Conference on Empirical Methods in Natural Language Processing* (Brussels, Belgium) (*EMNLP '18*), Ellen Riloff, David Chiang, Julia Hockenmaier, and Jun'ichi Tsujii (Eds.). Association for Computational Linguistics, Kerrville, TX, USA, 738–744. <https://doi.org/10.18653/v1/D18-1081>
 - [51] Brian Thompson and Matt Post. 2020. Automatic Machine Translation Evaluation in Many Languages via Zero-Shot Paraphrasing. In *Proceedings of the 2020 Conference on Empirical Methods in Natural Language Processing* (Virtual Event) (*EMNLP '20*), Bonnie Webber, Trevor Cohn, Yulan He, and Yang Liu (Eds.). Association for Computational Linguistics, Kerrville, TX, USA, 90–121. <https://doi.org/10.18653/v1/2020.emnlp-main.8>
 - [52] Matthew Tivnan, Siyeop Yoon, Zhenhong Chen, Xiang Li, Dufan Wu, and Quanzheng Li. 2024. Hallucination Index: An Image Quality Metric for Generative Reconstruction Models. In *Proceedings of 27th International Conference on Medical Image Computing and Computer Assisted Intervention (MICCAI '24)* (Marrakesh, Morocco) (*Lecture Notes in Computer Science (LNCS)*, Vol. 15010), Marius George Linguraru, Qi Dou, Aasa Feragen, Stamatia Giannarou, Ben Glocker, Karim Lekadir, and Julia A. Schnabel (Eds.). Springer Nature, Cham, Switzerland, 449–458. https://doi.org/10.1007/978-3-031-72117-5_42
 - [53] Daniel Vale, Ali El-Sharif, and Muhammed Ali. 2022. Explainable Artificial Intelligence (XAI) Post-Hoc Explainability Methods: Risks and Limitations in Non-Discrimination Law. *AI and Ethics* 2, 4 (March 2022), 815–826. <https://doi.org/10.1007/s43681-022-00142-y>
 - [54] Jiayin Wang, Fengran Mo, Weizhi Ma, Peijie Sun, Min Zhang, and Jian-Yun Nie. 2024. A User-Centric Multi-Intent Benchmark for Evaluating Large Language Models. In *Proceedings of the 2024 Conference on Empirical Methods in Natural Language Processing* (Miami, FL, USA) (*EMNLP '24*), Yaser Al-Onaizan, Mohit Bansal, and Yun-Nung Chen (Eds.). Association for Computational Linguistics, Kerrville, TX, USA, 3588–3612. <https://doi.org/10.18653/v1/2024.emnlp-main.210>
 - [55] Liang Wang, Nan Yang, Xiaolong Huang, Binxing Jiao, Linjun Yang, Daxin Jiang, Rangan Majumder, and Furu Wei. 2024. Text Embeddings by Weakly-Supervised Contrastive Pre-Training. <https://doi.org/10.48550/arXiv.2212.03533> arXiv:2212.03533 [cs.CL]
 - [56] Liang Wang, Nan Yang, Xiaolong Huang, Linjun Yang, Rangan Majumder, and Furu Wei. 2024. Improving Text Embeddings with Large Language Models. In *Proceedings of the 62nd Annual Meeting of the Association for Computational Linguistics (Volume 1: Long Papers)* (Bangkok, Thailand) (*ACL '24*), Lun-Wei Ku, Andre Martins, and Vivek Srikumar (Eds.). Association for Computational Linguistics, Kerrville, TX, USA, 11897–11916. <https://doi.org/10.18653/v1/2024.acl-long.642>
 - [57] Jason Wei, Xuezhi Wang, Dale Schuurmans, Maarten Bosma, Brian Ichter, Fei Xia, Ed Chi, Quoc V. Le, and Denny Zhou. 2022. Chain-of-Thought Prompting Elicits Reasoning in Large Language Models. In *Proceedings of the Thirty-Sixth Annual Conference on Neural Information Processing Systems (NeurIPS '22)* (New Orleans, LA, USA) (*Advances in Neural Information Processing Systems*, Vol. 35), S. Koyejo, S. Mohamed, A. Agarwal, D. Belgrave, K. Cho, and A. Oh (Eds.). Curran Associates, Red Hook, NY, USA, 24824–24837. https://proceedings.neurips.cc/paper_files/paper/2022/hash/9d5609613524ecf4f15af0f7b31abca4-Abstract-Conference.html
 - [58] Zhiheng Xi, Wenxiang Chen, Xin Guo, Wei He, Yiwen Ding, Boyang Hong, Ming Zhang, Junzhe Wang, Senjie Jin, Enyu Zhou, Rui Zheng, Xiaoran Fan, Xiao Wang, Limao Xiong, Yuhao Zhou, Weiran Wang, Changhao Jiang, Yicheng Zou, Xiangyang Liu, Zhangyue Yin, Shihan Dou, Rongxiang Weng, Wenjuan Qin, Yongyan Zheng, Xipeng Qiu, Xuanjing Huang, Qi Zhang, and Tao Gui. 2025. The Rise and Potential of Large Language Model Based

- Agents: A Survey. *Science China Information Sciences* 68, 2, Article 121101 (Jan. 2025). <https://doi.org/10.1007/s11432-024-4222-0>
- [59] Shitao Xiao, Zheng Liu, Peitian Zhang, Niklas Muennighoff, Defu Lian, and Jian-Yun Nie. 2024. C-Pack: Packed Resources For General Chinese Embeddings. In *Proceedings of the 47th International ACM SIGIR Conference on Research and Development in Information Retrieval* (Washington, DC, USA) (*SIGIR '24*). Association for Computing Machinery, New York, NY, USA, 641–649. <https://doi.org/10.1145/3626772.3657878>
 - [60] Shunyu Yao, Dian Yu, Jeffrey Zhao, Izhak Shafran, Tom Griffiths, Yuan Cao, and Karthik Narasimhan. 2023. Tree of Thoughts: Deliberate Problem Solving with Large Language Models. In *Proceedings of the Thirty-Seventh Annual Conference on Neural Information Processing Systems (NeurIPS '23)* (New Orleans, LA, USA) (*Advances in Neural Information Processing Systems, Vol. 36*), A. Oh, T. Naumann, A. Globerson, K. Saenko, M. Hardt, and S. Levine (Eds.). Curran Associates, Red Hook, NY, USA, 11809–11822. https://proceedings.neurips.cc/paper_files/paper/2023/hash/271db9922b8d1f4dd7aaef84ed5ac703-Abstract-Conference.html
 - [61] Weizhe Yuan, Graham Neubig, and Pengfei Liu. 2021. BARTScore: Evaluating Generated Text as Text Generation. In *Proceedings of the Thirty-Fifth Annual Conference on Neural Information Processing Systems (NeurIPS '21)* (Virtual Event) (*Advances in Neural Information Processing Systems, Vol. 34*), M. Ranzato, A. Beygelzimer, Y. Dauphin, P.S. Liang, and J. Wortman Vaughan (Eds.). Curran Associates, Red Hook, NY, USA, 27263–27277. https://proceedings.neurips.cc/paper_files/paper/2021/hash/e4d2b6e6fdeca3e60e0f1a62fee3d9dd-Abstract.html
 - [62] Dun Zhang, Jiacheng Li, Ziyang Zeng, and Fulong Wang. 2025. Jasper and Stella: Distillation of SOTA Embedding Models. <https://doi.org/10.48550/arXiv.2412.19048> arXiv:2412.19048 [cs.IR]
 - [63] Jiawei Zhang, Chejian Xu, Yu Gai, Freddy Lecue, Shuang Yang, Dawn Song, and Bo Li. 2025. KnowHalu: Hallucination Detection via Multi-Form Knowledge Based Factual Checking. In *Proceedings of the Workshop on Foundation Models in the Wild* (Singapore) (*FM-Wild '25*). OpenReview, Amherst, MA, USA, 30 pages. <https://openreview.net/forum?id=RFwyhpcYZK>
 - [64] Tianyi Zhang, Varsha Kishore, Felix Wu, Kilian Q. Weinberger, and Yoav Artzi. 2020. BERTScore: Evaluating Text Generation with BERT. In *Proceedings of the Eighth International Conference on Learning Representations* (Virtual Event) (*ICLR '20*). OpenReview, Amherst, MA, USA, 43 pages. <https://openreview.net/forum?id=SkeHuCVFDr>
 - [65] Yue Zhang, Yafu Li, Leyang Cui, Deng Cai, Lemao Liu, Tingchen Fu, Xinting Huang, Enbo Zhao, Yu Zhang, Yulong Chen, Longyue Wang, Anh Tuan Luu, Wei Bi, Freda Shi, and Shuming Shi. 2023. Siren’s Song in the AI Ocean: A Survey on Hallucination in Large Language Models. <https://doi.org/10.48550/arXiv.2309.01219> arXiv:2309.01219 [cs.CL]
 - [66] Haiyan Zhao, Hanjie Chen, Fan Yang, Ninghao Liu, Huiqi Deng, Hengyi Cai, Shuaiqiang Wang, Dawei Yin, and Mengnan Du. 2024. Explainability for Large Language Models: A Survey. *ACM Trans. Intell. Syst. Technol.* 15, 2, Article 20 (Feb. 2024), 38 pages. <https://doi.org/10.1145/3639372>
 - [67] Wayne Xin Zhao, Kun Zhou, Junyi Li, Tianyi Tang, Xiaolei Wang, Yupeng Hou, Yingqian Min, Beichen Zhang, Junjie Zhang, Zican Dong, Yifan Du, Chen Yang, Yushuo Chen, Zhipeng Chen, Jinhao Jiang, Ruiyang Ren, Yifan Li, Xinyu Tang, Zikang Liu, Peiyu Liu, Jian-Yun Nie, and Ji-Rong Wen. 2025. A Survey of Large Language Models. <https://doi.org/10.48550/arXiv.2303.18223> arXiv:2303.18223 [cs.CL]
 - [68] Lianmin Zheng, Wei-Lin Chiang, Ying Sheng, Siyuan Zhuang, Zhanghao Wu, Yonghao Zhuang, Zi Lin, Zhuohan Li, Dacheng Li, Eric Xing, Hao Zhang, Joseph E. Gonzalez, and Ion Stoica. 2023. Judging LLM-as-a-Judge with MT-Bench and Chatbot Arena. In *Proceedings of the Thirty-Seventh Annual Conference on Neural Information Processing Systems (NeurIPS '23)* (New Orleans, LA, USA) (*Advances in Neural Information Processing Systems, Vol. 36*), A. Oh, T. Naumann, A. Globerson,

- K. Saenko, M. Hardt, and S. Levine (Eds.). Curran Associates, Red Hook, NY, USA, 46595–46623. https://proceedings.neurips.cc/paper_files/paper/2023/hash/91f18a1287b398d378ef22505bf41832-Abstract-Datasets_and_Benchmarks.html
- [69] Ming Zhong, Yang Liu, Da Yin, Yuning Mao, Yizhu Jiao, Pengfei Liu, Chenguang Zhu, Heng Ji, and Jiawei Han. 2022. Towards a Unified Multi-Dimensional Evaluator for Text Generation. In *Proceedings of the 2022 Conference on Empirical Methods in Natural Language Processing* (Abu Dhabi, United Arab Emirates) (*EMNLP '22*), Yoav Goldberg, Zornitsa Kozareva, and Yue Zhang (Eds.). Association for Computational Linguistics, Kerrville, TX, USA, 2023–2038. <https://doi.org/10.18653/v1/2022.emnlp-main.131>
- [70] Yutao Zhu, Huaying Yuan, Shuting Wang, Jiongnan Liu, Wenhan Liu, Chenlong Deng, Haonan Chen, Zheng Liu, Zhicheng Dou, and Ji-Rong Wen. 2024. Large Language Models for Information Retrieval: A Survey. <https://doi.org/10.48550/arXiv.2308.07107> arXiv:2308.07107 [cs.CL]
- [71] Juntang Zhuang, Paul Baltescu, Joy Jiao, Arvind Neelakantan, Andrew Braunstein, Jeff Harris, Logan Kilpatrick, Leher Pathak, Enoch Cheung, Ted Sanders, Yutian Liu, Anushree Agrawal, Andrew Peng, Ian Kivlichan, Mehmet Yatbaz, Madelaine Boyd, Anna-Luisa Brakman, Florencia Leoni Aleman, Henry Head, Molly Lin, Meghan Shah, Chelsea Carlson, Sam Toizer, Ryan Greene, Alison Harmon, Denny Jin, Karolis Kosas, Marie Inuzuka, Peter Bakkum, Barret Zoph, Luke Metz, Jiayi Weng, Randall Lin, Yash Patil, Mianna Chen, Andrew Kondrich, Brydon Eastman, Liam Fedus, John Schulman, Vlad Fomenko, Andrej Karpathy, Aidan Clark, and Owen Campbell-Moore. 2024. OpenAI Text-Embedding-Large: New Embedding Models and API Updates. OpenAI Research. <https://openai.com/index/new-embedding-models-and-api-updates/> Accessed: 2025-05-02.

A Details on Complexity Analysis

We estimate the complexity of verifying an open-ended task. Furthermore, we distinguish additionally the fundamental part that appears in many approaches - computing similarity of two text passages, consisting of s sentences with each one having on average t tokens.

A.1 Computing Similarity of Two Passages

BARTScore This method uses a pretrained text model to evaluate generated text. The text comparison requires obtaining and summing the probability of each token. Thus, to compare two multi-sentence passages, $O(st)$ work is needed, which can be parallelized with an additional reduction step to depth $O(\log(st))$.

UniEval This method uses a single inference operation for the entire evaluation, and thus has no separate step for text passage comparison.

BERTScore BERTScore is defined as a method for two sentences, not text passages. This method has four major steps: create the two embeddings for the inputs, compute pairwise cosine similarity between vectors, find the maximum similarity, and perform final importance weighting. The first step requires two inference calls, one for the reference and one for the candidate, resulting in depth D_M and work $2 * W_M$. In the second step, we compute $O(t^2)$ similarity computations. Since the embedding dimensionality is d , and we assume $O(\log(d))$ cost of computing the score of two embeddings. Each pair of embeddings can be evaluated independently. Thus, the depth is $O(\log(d))$, and work is $O(t^2 \log(d))$. Finding the maximum can be done in $O(t^2)$ steps and $O(\log(t))$ time. Importance weighting uses pre-computed *idf* values, which adds only $O(t)$ arithmetical operations.

Thus, the total depth is $D_M + O(\log(td))$, with work $2W_M + O(t^2 \log(d) + t^2)$.

SentenceBERT Similarly to BERTScore, this method is defined at the level of individual sentences. The method applies BERT inference for each sentence and pooling to compute embeddings, and then computes cosine similarity between two embeddings. The total depth is thus $D_I + O(\log(td))$, and work is $2W_I + O(t + d)$.

SelfCheckGPT

In the **BERTScore** variant, we compute the maximum BERTScore between a given sentence of the reply and any sentence from each sample, and then compute the average result for all samples. Thus, we perform the BERTScore operation s times, and we can parallelize all operations except for finding the maximum, which adds $O(\log(s))$ to the depth. Thus, based on the complexity of a single BERTScore application, we obtain the work $s2W_M + O(t^2 \log(d) + t^2)$ and depth $D_M + O(\log(tds))$.

In the **NLI** variant, SelfCheck uses a fine-tuned NLI model to compute the average probability of contradiction for each sample. Each sentence of the document is evaluated separately, resulting in s inference operations, and $O(s)$ arithmetical operations of computing the total summary. Thus, the depth is $D_I + O(\log(s))$ and work is $sW_I + O(s)$.

HaloCheck The method requires using k different LLM responses, and then computing the pairwise sentence entanglement between them. To compute the similarity score, HaloCheck employs the *SummaC* method [18], in the zero-shot and sentence-level variant (*SummaC_{zs}*). This results in one bipartite graph (a matrix) for all responses, which is later simplified to a similarity score for the entire document. Each document is partitioned into sub-blocks, and an inference with an NLI model is applied pairwise to all sub-blocks of the input and summary document. The zero-shot approach simplifies the matrix to a vector by computing the maximum of each column, and then a mean is computed to produce a final scalar value. We assume that all documents are split into sentences, resulting in s^2 inference calls. Since the matrix summary can be computed in parallel with additional reduction steps, the depth is $D_I + O(\log(s))$, and the work is $s^2 * W_I + O(s^2)$.

G-Eval This method creates a Chain-of-Thought for evaluation with LLM, and does not have a separate step for computing similarity of text passages.

A.2 Verifying an Open-Ended Task Answer

BARTScore For the full task evaluation, a single inference call is needed to obtain token probabilities that are later aggregated, as described in the previous section.

UniEval This method uses a single LLM inference call for the task.

BERTScore, SentenceBERT Since these methods operate on a sentence level, they do not handle open-ended verification of multi-sentence passages.

SelfCheckGPT

When evaluating an open-ended task, this method computes the hallucination score of k samples from an LLM.

In the **BERTScore** variant, we consider all k samples when computing the similarity score, resulting in $s * k$ applications of the score computation, and an additional parallel reduction step of $O(\log(k))$.

In the **NLI** variant, we need to evaluate each document sentence against all k samples, resulting in $s * k$ inference operations and $O(s * k)$ arithmetical operations for the total summary.

HaloCheck The full comparison between k responses requires computing the *SummaC* between all pairs, which creates k^2 pairs of documents, and we compute the *SummaC* score for each. An additional step of computing the mean of the adjacency matrix adds $O(k^2)$ operations, which can be parallelized with a reduction step of $O(\log(k))$ depth. Thus, the total depth is $D_I + O(\log(sk))$, and the total work is $k^2(s^2 * W_I + O(s^2) + 1)$.

G-Eval This method requires $k = 20$ samples to estimate the token probability, resulting in k calls to the LLM inference and $O(k)$ arithmetical steps.

GPTScore This method computes the score using LLM inference. We could not approximate the total number of operations performed in the paper.

B Specification of Prompts

We now show the prompt template used for the query generation of the “similar description” use case. A list of “Generic” and “Precise” topics is used to replace `### HERE ###` with an actual topic. The aim is to generate two passages of text that look different, but are the same content-wise.

Prompt Template for the Query Generation of the “Similar Description” Use Case

`### INSTRUCTION ###`

Hello. Please generate two passages of text. They should both describe the same thing (`### HERE ###`). However, these two passages should differ VASTLY in their length, style.

I want you to give an answer using the following format:

`<formatting>`

`### DESCRIPTION 1 ###`

the actual description here...

`### DESCRIPTION 2 ###`

the actual description here...

`</formatting>`

`### ANSWER ###`

The next prompt template is used for the query generation of the “different description” use case. A list of different topics is used to replace `### HERE 1 ###` and `### HERE 2 ###` with two actual topics. The aim is to generate two passages of text that seem alike, but are completely different content-wise.

Prompt Template for the Query Generation of the “Different Description” Use Case

`### INSTRUCTION ###`

Hello. Please generate two passages of text. They should describe two different things:

1. `### HERE 1 ###`

2. `### HERE 2 ###`

However, these two passages should have the same length and style.

I want you to give an answer using the following format:

`<formatting>`

`### DESCRIPTION 1 ###`

the actual description here...

`### DESCRIPTION 2 ###`

the actual description here...

`</formatting>`

`### ANSWER ###`

The following prompt template is used to “extract respective terms and their definitions” from chunks of legal documentation. Given the complexity of the task, we provide the concrete format as well as an in-context example. [### REPLACE WITH CONTEXT ###] gets replaced by a text chunk from the legal definitions dataset.

Prompt Template for Extraction of Legal Terms and Their Definitions

INSTRUCTION

You are a lawyer.

QUESTION

Based on the provided context extract all the legal definitions. Answer using the following formatting.

<formatting>

Term.Definition

Term.Definition

...

</formatting>

<example>

[...]

CONTEXT

Preliminary Note

The Stock Purchase Agreement sets forth the basic terms of the purchase and sale of the preferred stock to the investors (such as the purchase price, closing date, conditions to closing) and identifies the other financing documents. Generally this agreement does not set forth either (1) the characteristics of the stock being sold (which are defined in the Certificate of Incorporation) or (2) the relationship among the parties after the closing, such as registration rights, rights of first refusal and co-sale and voting arrangements (these matters often implicate persons other than just the Company and the investors in this round of financing and are usually embodied in separate agreements to which those others persons are parties, or in some cases in the Certificate of Incorporation). The main items of negotiation in the Stock Purchase Agreement are therefore the price and number of shares being sold, the representations and warranties that the Company must make to the investors and the closing conditions for the transaction.

SERIES A PREFERRED STOCK PURCHASE AGREEMENT

THIS SERIES A PREFERRED STOCK PURCHASE AGREEMENT (this “Agreement”), is made as of [], 20[], by and among [____], a Delaware corporation (the “Company”), and the investors listed on Exhibit A attached to this Agreement (each a “Purchaser” and together the “Purchasers”).

The parties hereby agree as follows:

ANSWER

Agreement. THIS SERIES A PREFERRED STOCK PURCHASE AGREEMENT

Company. Delaware corporation

Purchaser. Company or the investors listed on Exhibit A

Purchasers. Company and the investors listed on Exhibit A together

</example>

CONTEXT

[###REPLACE WITH CONTEXT###]

ANSWER

The subsequent prompt template is used for the ground-truth generation query of the “hallucination detection” use case. A legal or scientific topic is used to replace ### TOPIC ###.

Prompt Template for Ground-Truth Generation of “Hallucination Detection” Use Case

INSTRUCTION

Hello. Please generate a passage of text that talks about (### TOPIC ###).

Please, use the following format for answering:

<formatting>

PASSAGE

The passage here....

</formatting>

The next prompt template is used for the hallucination generation query of the “hallucination detection” use case. A legal or scientific topic is used to replace ### TOPIC ###. ### NUMBER ### is replaced according to an user-specified range of numbers. ### ERRORS ### is used during the hallucination generation process, but is removed from the sample output before the embeddings are created.

Prompt Template for Hallucination Generation of “Hallucination Detection” Use Case

INSTRUCTION

Hello. Please generate ### NUMBER ### completely false information (fact hallucinations) on (### TOPIC ###).

Then insert the errors inside a passage of text that talks about (### TOPIC ###).

You should convince a reader that the false information are actually correct ones.

Please, use the following format for answering:

<formatting>

ERRORS

List of fact hallucinations to be later included in the passage...

PASSAGE

The passage here....

</formatting>

B.1 LLM-as-a-Judge Prompt Templates

We now show the prompt template employed to assess hallucination scores using the LLM-as-a-Judge methodology for both description tasks (“similar” and “different”). In this template, {description1} and {description2} are substituted with their respective similar or different descriptions of a certain topic.

LLM-as-a-Judge Prompt Template for Scoring Hallucinations in Description Tasks

INSTRUCTION

You are a linguistic expert. You will be given two separate descriptions. Your job is to rate how similar the two descriptions are based on the content of the description. You will need to output a score from 0 to 100, where 0 means the description are about completely different things, and 100 means the descriptions are about the same thing. Use the full range of scores, 0, 1, 2, ... 10, 20, ... 90, 100.

OUTPUT

The output should be a single number, which is the score from 0 to 100. You CANNOT output any other text. You CANNOT output a decimal number. You MUST output an integer number. You MUST NOT output a number that is less than 0 or greater than 100.

INPUT

{description1}
{description2}

The next prompt template is used to detect hallucination of legal summaries, where {legal_summary} and {original_document} are respectively substituted with the LLM generated summary and the original chunk of text used for the summary creation.

LLM-as-a-Judge Prompt Template for Hallucination Detection of Legal Summaries

INSTRUCTION

You are a linguistic and law expert. You will be given a summary of part of a legal document and the original as well. Your job is to rate how accurate and not hallucinated the summary is based on the content of the original passage. You will need to output a score from 0 to 100, where 0 means the summary is completely hallucinated, and 100 means the summary is completely accurate.

OUTPUT

The output should be a single number, which is the score from 0 to 100. You CANNOT output any other text. You CANNOT output a decimal number. You MUST output an integer number. You MUST NOT output a number that is less than 0 or greater than 100.

INPUT

{legal_summary}

ORIGINAL PASSAGE

{original_document}

The following prompt template is used for the hallucination detection of scientific descriptions, where {text_passage} is substituted with an increasingly hallucinated description of a well-known scientific topic.

LLM-as-a-Judge Prompt Template for Hallucination Detection of Scientific Descriptions

INSTRUCTION

You are a linguistic expert. You will be given a passage of text containing some scientific descriptions about a topic. Your job is to rate how hallucinated the passage is based on the content of the description. You will need to output a score from 0 to 100, where 0 means the passage is completely hallucinated, and 100 means the passage is completely accurate.

OUTPUT

The output should be a single number, which is the score from 0 to 100. You CANNOT output any other text. You CANNOT output a decimal number. You MUST output an integer number. You MUST NOT output a number that is less than 0 or greater than 100.

INPUT ###
{text_passage}

The subsequent prompt template is used for hallucination detection with the WikiBio dataset, where {biography} is substituted with a hallucinated biography of a famous person generated by an LLM, published as part of the dataset.

Judge-as-a-LLM Prompt Template for Hallucination Detection with the WikiBio Dataset

INSTRUCTION

You are a linguistic and historian expert. You will be given a passage of text containing a brief biography of a famous person. Your job is to rate how hallucinated the biography is. You will need to output a score from 0 to 100, where 0 means the biography is completely hallucinated, and 100 means the biography is completely correct. Use the full range of scores, 0, 1, 2, ... 10, 20, ... 90, 100.

OUTPUT

The output should be a single number, which is the score from 0 to 100. You CANNOT output any other text. You CANNOT output a decimal number. You MUST output an integer number. You MUST NOT output a number that is less than 0 or greater than 100.

INPUT ###
{biography}

The following prompt template also concerns the WikiBio dataset, but augments the previous prompt template with the original biography as a reference, which is also taken from the dataset.

Judge-as-a-LLM Prompt Template for Hallucination Detection with the WikiBio Dataset with the Original Biography as Additional Reference

INSTRUCTION

You are a linguistic and historian expert. You will be given a passage of text containing a brief biography of a famous person, you will also be given the complete original biography of the same famous person. Your job is to rate how hallucinated the biography is compared to the original, longer, one. You will need to output a score from 0 to 100, where 0 means the biography is completely hallucinated, and 100 means the biography is completely correct. Use the full range of scores, 0, 1, 2, ... 10, 20, ... 90, 100. The original biography is always longer, this should be not taken into account as hallucination.

OUTPUT

The output should be a single number, which is the score from 0 to 100. You CANNOT output any other text. You CANNOT output a decimal number. You MUST output an integer number. You MUST NOT output a number that is less than 0 or greater than 100.

INPUT

Passage:
{generated_biography}

Original:
{original_biography}

The final prompt template is used for hallucination detection with RAGTruth, where {generated_answer} and {original_prompt} are respectively substituted with an LLM generated answer and the prompt used to generate said answer, which are both taken from the dataset.

Judge-as-a-LLM Prompt Template for Hallucination Detection with RAGTruth

INSTRUCTION

You are an expert highly skilled in Summarization, Question Answering and in Converting Data to Text. You will be given an answer to some kind of task, you will also given the original request made by the task. Your task is to evaluate the answer based on the original request, is the answer correct? Or is it factually incorrect and hallucinated?. You will give a score from 0 to 100, where 0 means the answer is completely hallucinated and 100 means the answer is completely correct. Use the full range of scores, 0, 1, 2, ... 10, 20, ... 90, 100.

OUTPUT

The output should be a single number, which is the score from 0 to 100. You CANNOT output any other text. You CANNOT output a decimal number. You MUST output an integer number. You MUST NOT output a number that is less than 0 or greater than 100.

ANSWER ###
{generated_answer}

ORIGINAL REQUEST ###
{original_prompt}

C Experimental Setup: Additional Details

We provide additional details on the evaluation setup for full reproducibility.

C.1 Embedding Length and Parameter Size

Table 4: Embedding length and number of parameters for each model used during the evaluation.

Model Name	Length	#Parameters
GPT Text Embedding Large	3072	not public
Salesforce/SFR-Embedding-Mistral	4096	7.11B
intfloat/e5-mistral-7b-instruct	4096	7.11B
Alibaba-NLP/gte-Qwen1.5-7B-instruct	4096	7.72B
NovaSearch/stella_en_1.5B_v5	4096	1.54B
NovaSearch/stella_en_400M_v5	4096	435M
microsoft/deberta-xlarge-mnli	1024	750M
roberta-large	1024	355M
CLIP Vision Transformer Large	768	428M

C.2 Compute Resources

Running the pipeline for the dataset of legal definitions generated by three LLMs (GPT-3.5, GPT-4 and GPT-4o) as well as the baselines SelfCheckGPT and BERTScore on a single NVIDIA Tesla V100-PCI-E-32GB GPU took roughly 90 minutes. That dataset was used to create the heatmap figures. The pipeline for the datasets with similar and different descriptions, used for the violin plots, was executed on the same hardware in around 80 minutes. The experiments for the runtime comparison took 43 hours respectively for each GPU (NVIDIA A100 and NVIDIA RTX3090). The WikiBio experiments took 120 minutes on a single NVIDIA A100. The RAGTruth benchmark, using the same pipeline and hardware, required 30 hours. We ran HalluDetect for six hours on two NVIDIA A100 GPUs for the RAGTruth benchmark. Finally, most LLM-as-a-Judge executions took around 20 minutes on four GH200 GPUs with the exception of running the RAGTruth dataset, which required approximately two hours.

C.3 Comparison Baselines: Additional Details

BERTScore was previously introduced, along with its workflow. However, please note that by default, BERTScore outputs a similarity score between two input sentences. This approach proved highly ineffective when used within SelfCheckGPT. As a baseline for comparison, we applied BERTScore using our pipeline and metrics, which resulted in significantly better performance than SelfCheckGPT BERTScore, though it still under-performed compared to pure CHECKEMBED.

As we already provide an overview over the general SelfCheckGPT pipeline, we will now give a more detailed description of each evaluator we considered and the rationale behind our choices.

- SelfCheckGPT-NLI employs Natural Language Inference (NLI), a method that classifies relationships between texts as entailment, neutral, or contradiction. It utilizes a fine-tuned DeBERTa-v3 model to detect contradictions in generated text. By providing a passage and the sentence to be verified, the model computes a contradiction score based on the logits for 'entailment' and 'contradiction'. This score determines whether the generated sentence contradicts the provided context. NLI represents the most effective evaluation method offered by SelfCheckGPT, excluding the Prompt method, and performs significantly better than BERTScore.
- SelfCheckGPT Prompt – While the Prompt method was the most effective in their evaluations, it was impractical for our purposes due to its cost. This method requires comparing each sentence in the sample with every sentence in the reference by querying a language model for potential hallucinations. This could result in tens of thousands of API calls, making it unsuitable for larger datasets. Even the SelfCheckGPT authors recommend NLI over Prompt due to its more manageable costs.

- SelfCheckGPT-BERTScore was selected as a baseline because its approach most closely aligns with our pipeline. It also represents the lowest-performing method in SelfCheckGPT.

HalluDetect uses two classifiers—Logistic Regression (LR) and a Simple Neural Network (SNN)—to detect hallucinations in text generated by LLMs. The classifiers are trained on pairs of texts (condition-text, generated-text) using four numerical features—Minimum Token Probability, Average Token Probability, Maximum LLME Probability Deviation, and Minimum LLME Probability Spread—extracted from token probabilities during a forward pass in a separate LLM evaluator (LLME). This approach leverages probability distributions from a distinct LLM to identify inconsistencies in the generated text, allowing for reliable hallucination detection across various tasks, such as question answering and summarization. Both models are trained in a supervised learning framework and evaluated on benchmark datasets to ensure generalizability and accuracy.

The WikiBio dataset consists of 238 Wikipedia article inputs. We used this dataset to evaluate our method and other baselines on tasks proposed by SelfCheckGPT. GPT-3 (text-davinci-003) generated 20 reference samples per input using the prompt: "This is a Wikipedia passage about concept:". Each sentence in the references was manually labeled as either Major Inaccurate, Minor Inaccurate, or Accurate. Since CHECKEMBED operates at the passage level, passage scores were calculated by averaging the sentence-level scores, similar to the SelfCheckGPT approach. We used Pearson Correlation and Spearman Rank for comparison.

The RAGTruth dataset contains around 18,000 responses generated by models like GPT-3.5, GPT-4, Llama-2, and Mistral in retrieval-augmented generation tasks. The authors selected 450 responses per LLM for the test set. We provide further details in Appendix D.6.

D Additional Results

D.1 Distinguishing Text Passages

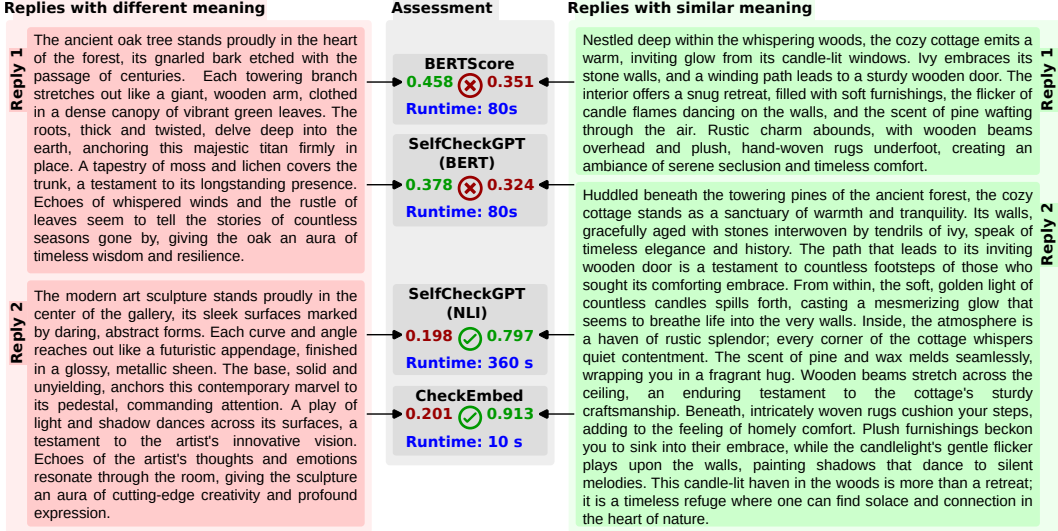


Figure 8: **Comparison of stability-related verification schemes.** We show two sets of two LLM replies each: Replies explaining different concepts using similar wording (left) and ones explaining similar concepts using different wording (right); the queries used to generate these replies can be found in Appendix B. The task considered is to robustly distinguish the similar pair from the different pair. We used ChatGPT-4o with temperature = 1.0 for generating the replies and Stella 400M for generating embeddings for this example. We compare CHECKEMBED to two variants of SelfCheckGPT: one that uses BERTScore as a subroutine, and one that harnesses the Natural Language Inference (NLI), which classifies relationships between texts as entailment, neutral, or contradiction, and utilizes a fine-tuned DeBERTa-v3 model [12] to detect textual contradictions by computing a contradiction score based on the logits for 'entailment' and 'contradiction'. We also compare to BERTScore as a standalone baseline. While BERTscore and SelfCheckGPT (BERT) assess the semantically unrelated replies as more related than the related ones (because these two baselines have been designed to mostly target the verification of individual sentences or facts), **CHECKEMBED** *correctly differentiates between semantically related and unrelated replies*, and significantly outperforms SelfCheckGPT (NLI) in speed.

The prompt sizes used for the two groups of similar and different text passages are in the range of 25–250 and 100–200 tokens, respectively. To broaden the analysis, we further consider two subtypes of such passages: “Generic” and “Precise”. The former are brief while the latter are rich in detailed information (e.g., “Vintage bike” vs. “Old, rusted bicycle leaning against a weathered fence”). We illustrate the results for these two subtypes in Figure 9.

Interestingly, GPT-4-turbo generates replies that are ‘the most difficult to distinguish’, i.e., it comes with visible (still very low) overlap between similar and different ones, across all embedding models. Contrarily, GPT-4o comes with no overlap whatsoever, while GPT-3.5 has very minor overlap.

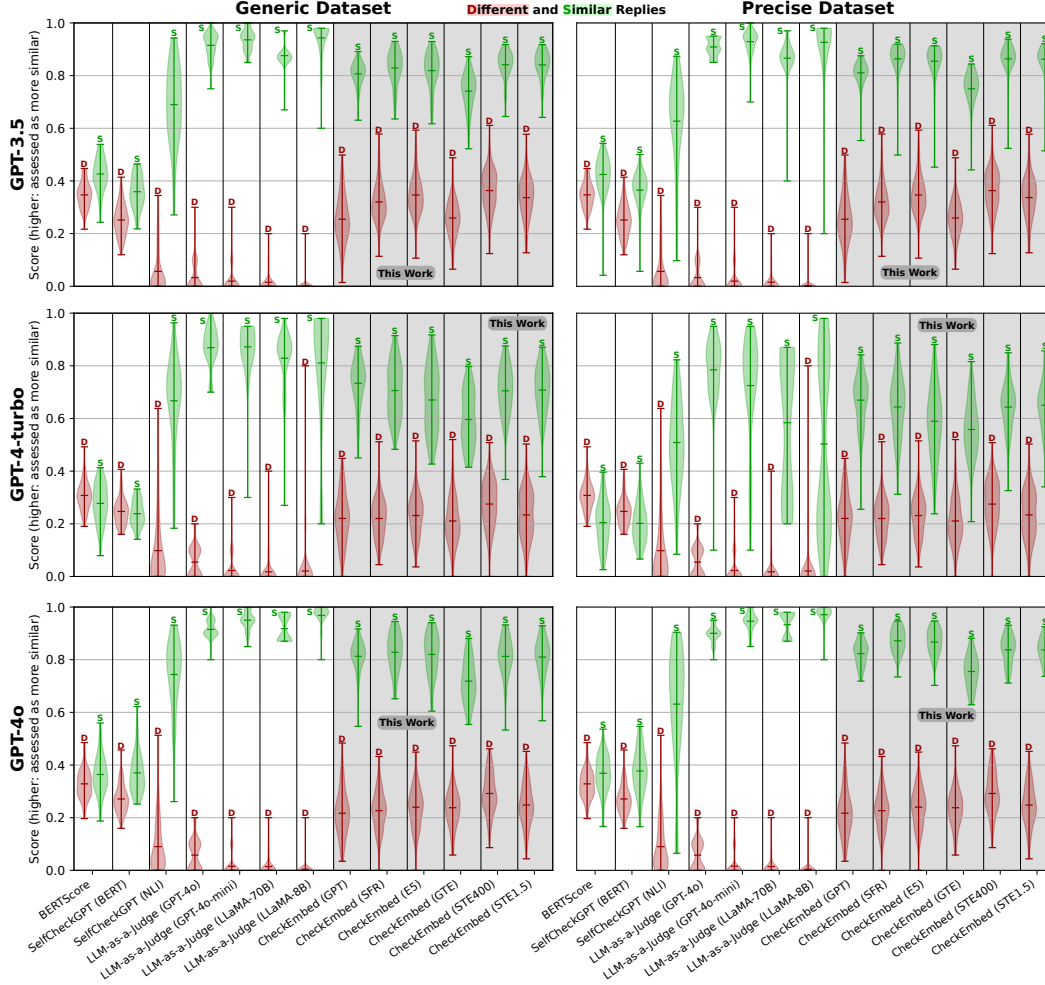


Figure 9: **Analysis of distinguishing similar and different LLM replies**, details explained in Section 4.1. CE is (highly) effective at appropriately recognizing the similarities and differences in the meaning of the verified text passages. This can be seen from moderate to no overlap between groups of data points corresponding to scores for – respectively – similar and different LLM replies, regardless of the model used. Contrarily, there is a large overlap between these groups of data points for both BERTScore and SelfCheckGPT (BERT), indicating that these baselines perform worse in distinguishing such replies effectively, while SelfCheckGPT (NLI) shows a better, but still noticeably inferior to CE, distinction between those two groups. We additionally plot the LLM-as-a-Judge results – even though it does not rely on comparing text passages for verification, it serves as the top baseline in this task, considering its training objective, which enables (among others) distinguishing complex nuances in text.

D.2 Heatmaps

We show additional heatmaps based on samples generated by different language models (GPT-3.5 and GPT-4) as well as using different embedding models (GPT Text Embedding Large, Stella 1.5B) in Figures 10 to 13.

These heatmaps illustrate that whenever CHECKEMBED has very high confidence in its answer (top rows of the heatmaps), which is visible by consistently having very high similarities between different replies, it corresponds to very high similarity scores between the LLM replies and the ground-truth. This is the case for all the considered models. Other baselines show mixed results for individual replies, and low similarities between their replies and the ground-truth. It shows that, whenever CHECKEMBED has high confidence in the LLM replies, there is high likelihood that these replies are close to the corresponding ground-truth.

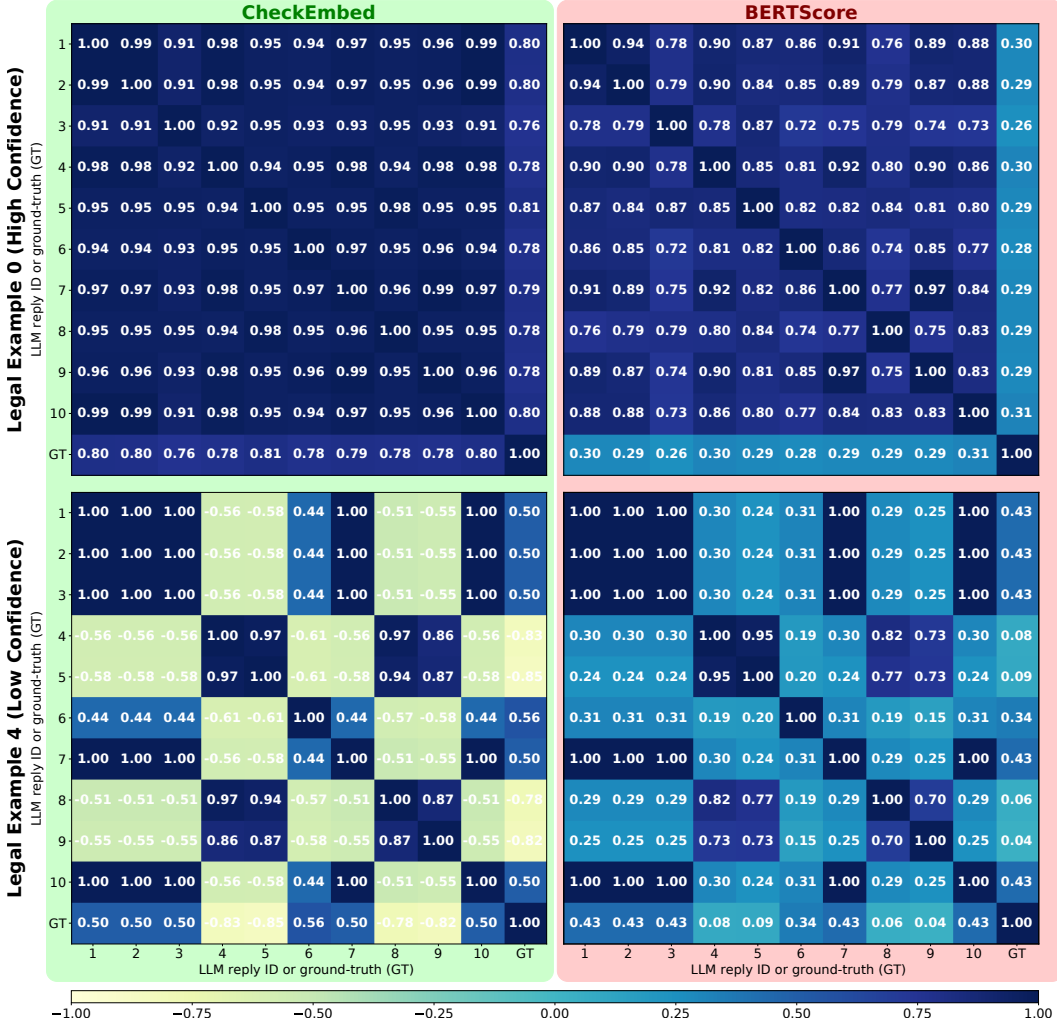


Figure 10: **Analysis of the verification of LLM answers**, details explained in Section 4.2. We compare to BERTScore; SelfCheckGPT (BERT) comes with significantly higher runtimes (detailed in Section 4.4) and less competitive scores as it does not focus on open-ended answer-level analysis. The results form a heatmap of the CE’s, or BERTScore’s, cosine similarity between all LLM replies, and between each reply and the human expert prepared ground-truth (GT). Rows correspond to two representative legal documents, that come with – respectively – high and low LLM confidence in its replies. Embedding model used: GPT Text Embedding Large. Generative model used: GPT-4.

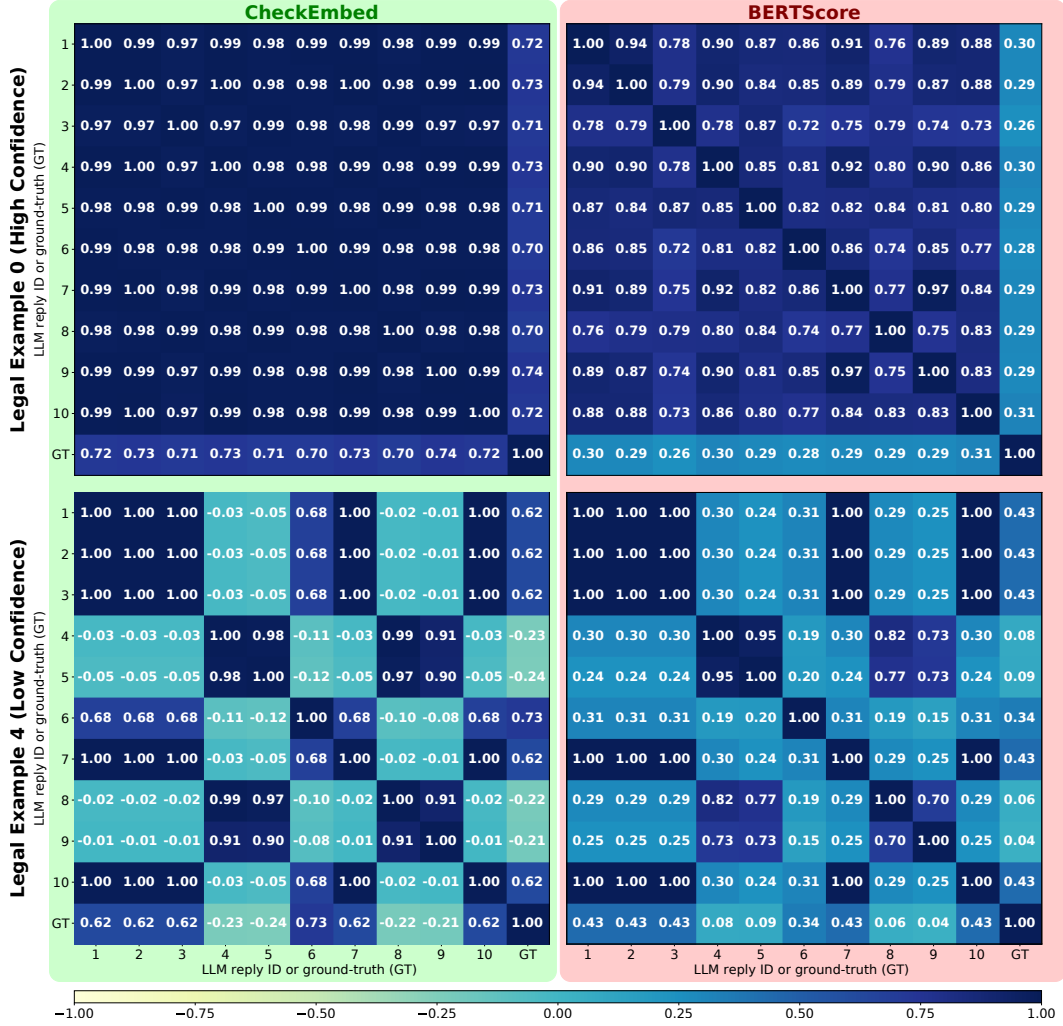


Figure 11: **Analysis of the verification of LLM answers**, details explained in Section 4.2. We compare to BERTScore; SelfCheckGPT (BERT) comes with significantly higher runtimes (detailed in Section 4.4) and less competitive scores as it does not focus on open-ended answer-level analysis. The results form a heatmap of the CE’s, or BERTScore’s, cosine similarity between all LLM replies, and between each reply and the human expert prepared ground-truth (GT). Rows correspond to two representative legal documents, that come with – respectively – high and low LLM confidence in its replies. Embedding model used: Stella 1.5B. Generative model used: GPT-4.

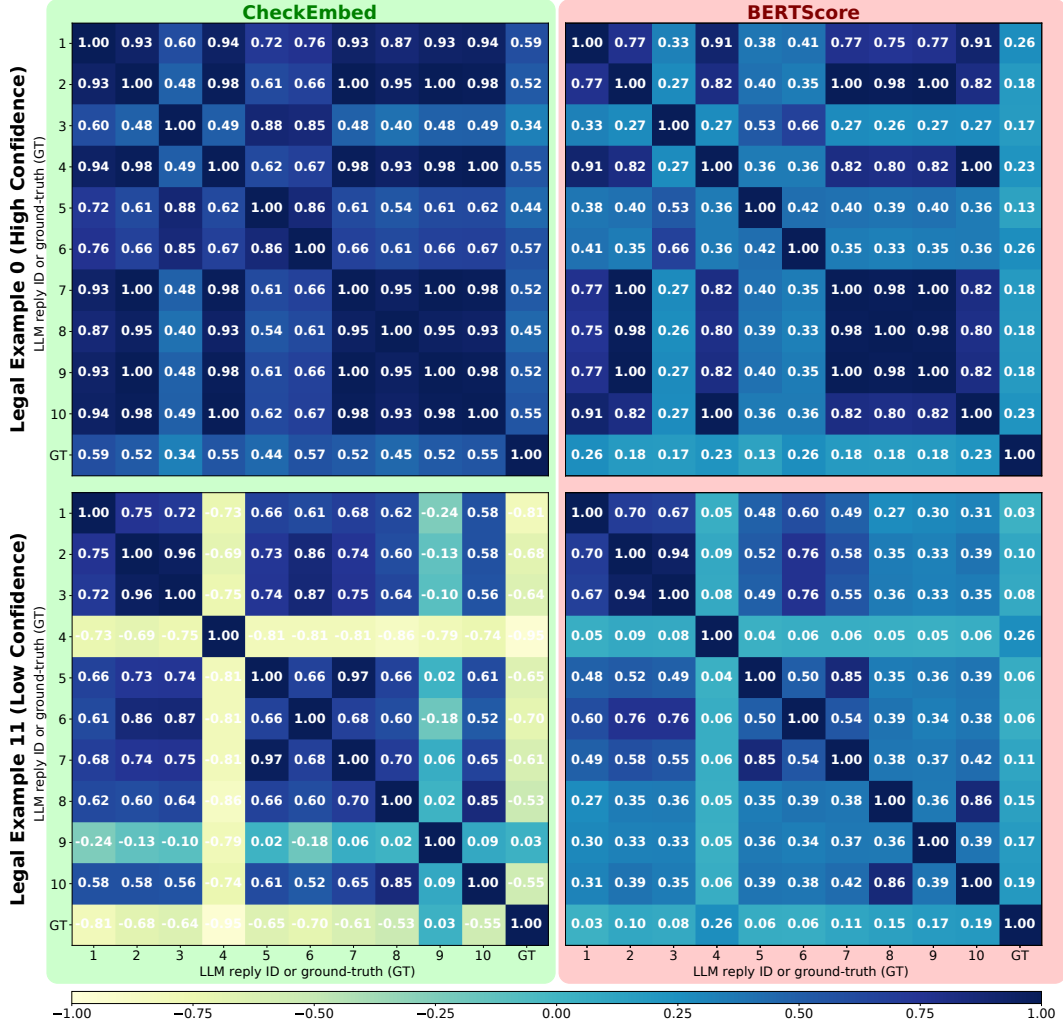


Figure 12: **Analysis of the verification of LLM answers**, details explained in Section 4.2. We compare to BERTScore; SelfCheckGPT (BERT) comes with significantly higher runtimes (detailed in Section 4.4) and less competitive scores as it does not focus on open-ended answer-level analysis. The results form a heatmap of the CE’s, or BERTScore’s, cosine similarity between all LLM replies, and between each reply and the human expert prepared ground-truth (GT). Rows correspond to two representative legal documents, that come with – respectively – high and low LLM confidence in its replies. Embedding model used: GPT Text Embedding Large. Generative model used: GPT-3.5.

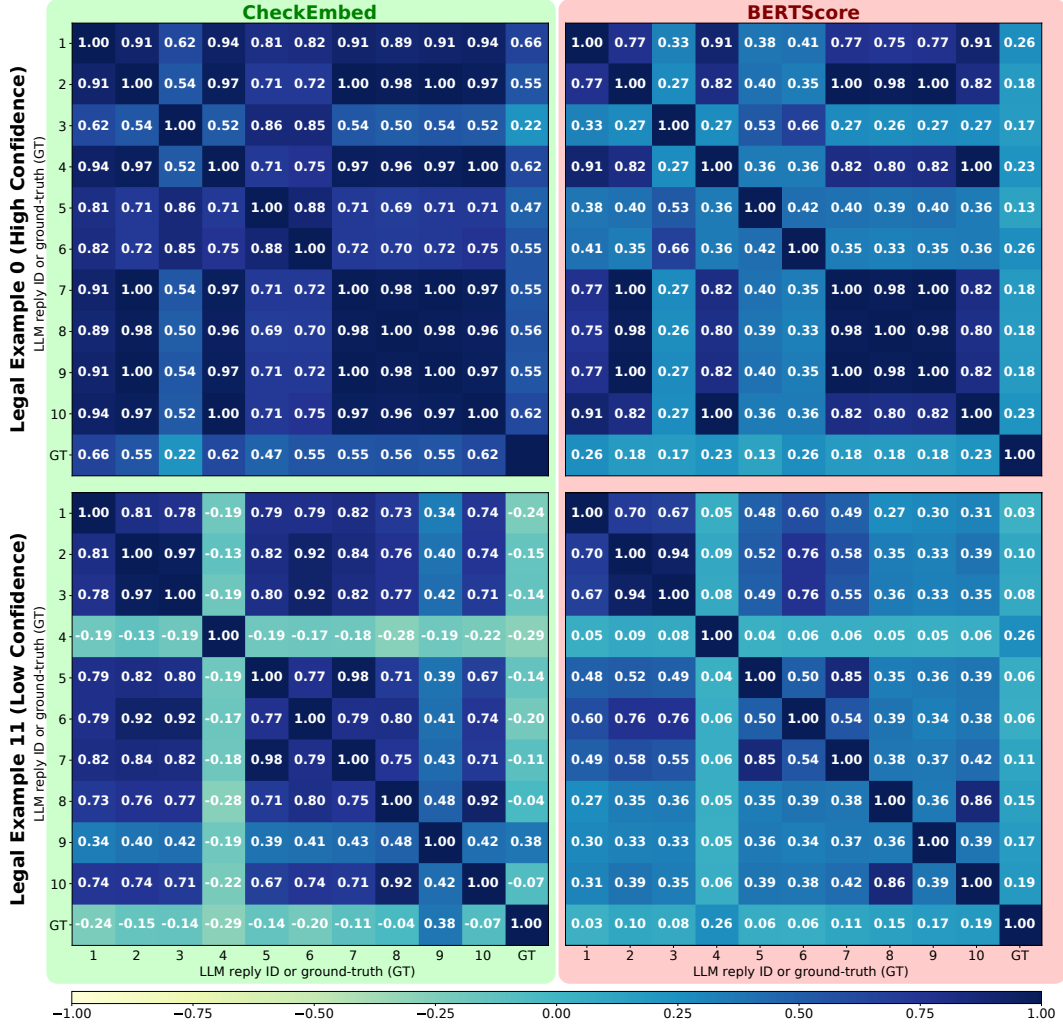


Figure 13: **Analysis of the verification of LLM answers**, details explained in Section 4.2. We compare to BERTScore; SelfCheckGPT (BERT) comes with significantly higher runtimes (detailed in Section 4.4) and less competitive scores as it does not focus on open-ended answer-level analysis. The results form a heatmap of the CE’s, or BERTScore’s, cosine similarity between all LLM replies, and between each reply and the human expert prepared ground-truth (GT). Rows correspond to two representative legal documents, that come with – respectively – high and low LLM confidence in its replies. Embedding model used: Stella 1.5B. Generative model used: GPT-3.5.

D.3 Running Times

We illustrate the runtime of CHECKEMBED as well as various stability-related verification baselines in Figures 14 to 16. We omit HalluDetect as it requires training.

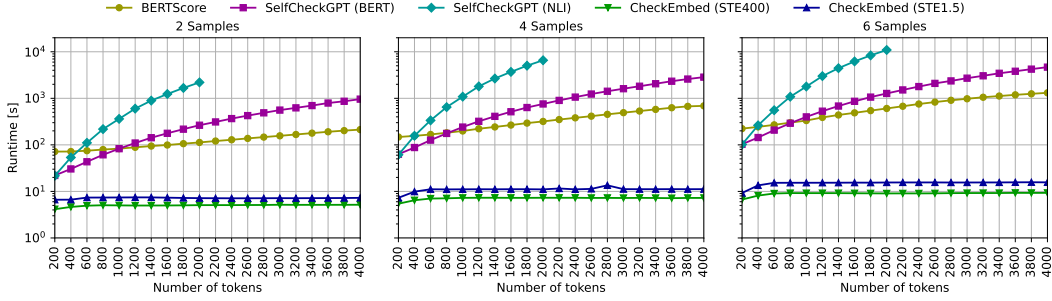


Figure 14: **Comparison of running times of CE and other baselines while varying the number of samples per datapoint.** We used an NVIDIA RTX3090 GPU for this experiment. Please note the logscale y axis.

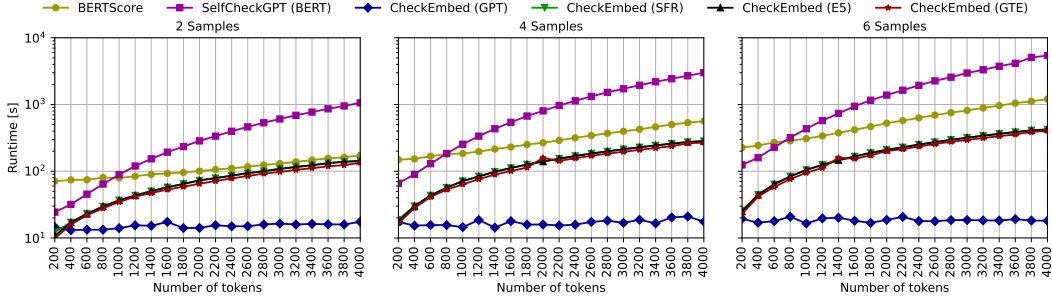


Figure 15: **Comparison of running times of CE and other baselines while varying the number of samples (2, 4 and 6) per datapoint.** We used an NVIDIA A100 GPU for this experiment. Please note the logscale y axis.

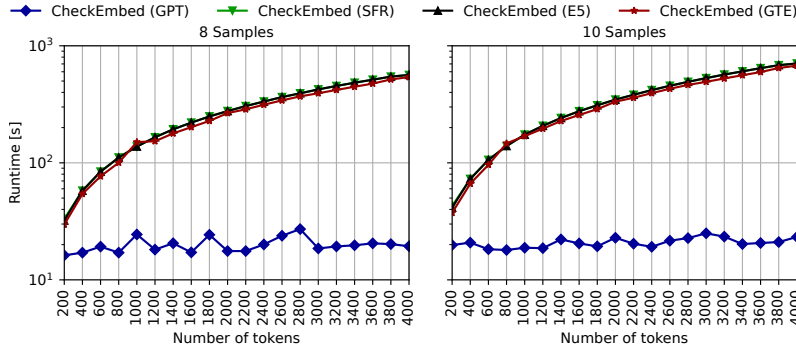


Figure 16: **Comparison of running times of CE and other baselines while varying the number of samples (8 and 10) per datapoint.** We used an NVIDIA A100 GPU for this experiment. Results for BERTScore and SelfCheckGPT (BERT) are missing, since their execution with larger sample sizes would have taken a long time. Please note the logscale y axis.

D.4 Full WikiBio Results

We provide results for additional LLM-as-a-Judge baselines in Table 5 and the full CHECKEMBED results in Table 6. As WikiBio consists of only 238 datapoints, we did not use HalluDetect as a baseline, since it requires training, which would not leave enough datapoints for testing.

Table 5: Passage level correlation on the WikiBio-gpt3 dataset using Pearson (PE) and Spearman (SP) with additional LLM-as-a-Judge baselines.

Method	PE	SP
BertScore	67.7	67.9
SelfCheckGPT (BERT)	57.4	54.6
SelfCheckGPT (NLI)	74.1	73.8
LLM-as-a-Judge (4o)	39.7	39.4
LLM-as-a-Judge w/reference (4o)	36.0	35.8
LLM-as-a-Judge (4o mini)	27.1	31.4
LLM-as-a-Judge w/reference (4o mini)	45.0	46.7
LLM-as-a-Judge (Llama70b)	-7.8	-8.7
LLM-as-a-Judge w/reference (Llama70b)	-10.0	-6.5
LLM-as-a-Judge (Llama8b)	2.3	2.9
LLM-as-a-Judge w/reference (Llama8b)	17.7	17.3
CHECKEMBED (GPT)	66.8	72.6
CHECKEMBED (STE400)	68.5	72.9
CHECKEMBED (STE1.5)	69.9	73.8
CHECKEMBED (E5)	71.6	74.1
CHECKEMBED (SFR)	72.2	76.2
CHECKEMBED (GTE)	73.6	76.2

Table 6: **Full CHECKEMBED results for the WikiBio benchmark.** PE stands for Pearson correlation coefficient and SP for Spearman’s rank correlation coefficient.

#Samples	SFR		STE400		STE1.5		GPT		E5		GTE	
	PE	SP	PE	SP	PE	SP	PE	SP	PE	SP	PE	SP
2	61.9	67.3	59.7	64.7	62.2	67.4	52.3	61.2	59.9	64.4	63.8	68.5
4	67.9	72.3	64.4	68.9	66.3	70.3	63.1	68.9	68.8	72.0	67.8	70.3
6	70.6	74.8	66.5	70.4	68.4	71.5	64.6	69.8	71.9	75.2	69.3	71.1
8	71.0	75.4	67.4	72.1	68.9	72.5	65.0	71.0	72.4	75.3	70.0	72.4
10	71.6	75.7	68.2	72.3	69.5	73.0	65.6	71.4	73.3	76.0	71.0	73.6
12	71.2	75.8	67.7	72.5	69.2	73.4	66.0	71.8	72.9	75.9	71.2	73.8
14	71.7	76.2	68.0	73.1	69.5	74.0	66.5	72.6	73.2	76.2	71.4	74.1
16	72.2	76.2	68.5	72.9	69.9	73.8	66.8	72.6	73.6	76.2	71.6	74.1
18	71.4	75.6	67.7	72.3	69.2	73.0	66.7	72.6	72.9	75.4	71.0	73.6
20	71.5	75.3	68.0	72.4	69.6	73.1	66.7	72.2	72.9	75.2	71.3	73.8

CheckEmbed demonstrates a robust performance compared to existing benchmarks, particularly in Spearman’s correlation, where our results are significantly higher than those of competing methods. In Pearson’s correlation, we closely approach the leading scores achieved by SelfCheckGPT’s NLI variant, indicating our strong competitive standing. Our various embeddings show overall effectiveness, with many outperforming comparable approaches, while only the SelfCheckGPT (NLI) variant consistently surpasses our results. This versatility means that we can continually improve our method; as new, more advanced embeddings are developed, we can integrate them to enhance our accuracy and reliability, demonstrating the adaptability of CheckEmbed. Although we could not evaluate HalluDetect on this dataset due to its training requirements—given that the 238 data points are insufficient for effective training—our methodology remains solid. Consistent with the SelfCheckGPT paper, we employed a passage scoring system that aggregates sentence scores—assigning 0 for major inaccuracies, 0.5 for minor inaccuracies, and 1 for accurate sentences—before calculating the average score. This allows us to utilize Pearson and Spearman correlation metrics, reflecting the nuanced outputs of our methods. Unlike simplistic black-and-white approaches that only categorize outputs as hallucinated or not, our framework quantifies the extent of hallucination within passages, revealing the depth of our analysis as evidenced by our results.

D.5 Fine-Grained Hallucination Detection

We also provide results for summarizing scientific documents in Figure 17.

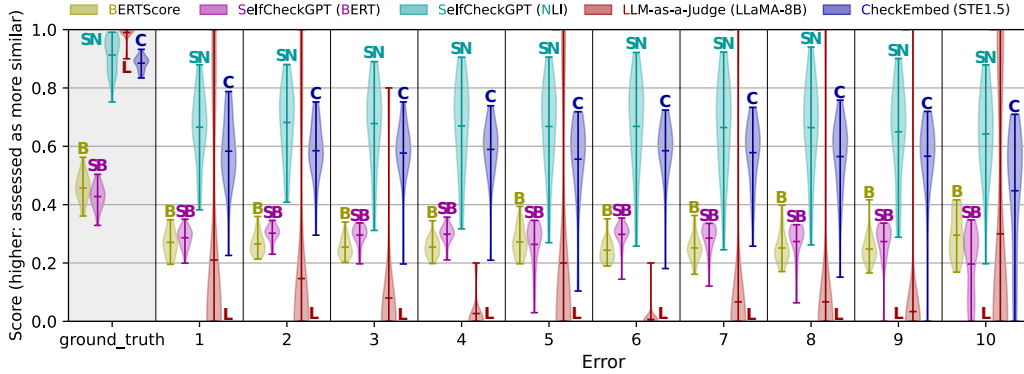


Figure 17: **Analysis of fine-grained hallucination verification of LLM answers (GPT-4o) when summarizing scientific documents**, details explained in Section 4.2.

D.6 RAGTruth Dataset

The RAGTruth dataset is a comprehensive benchmark designed to evaluate hallucinations of language models within retrieval-augmented generation (RAG) tasks. It consists of approximately 18,000 responses, which were generated by a diverse set of six LLMs, including OpenAI’s GPT-3.5-turbo-0613 and GPT-4-0613, Mistral AI’s Mistral-7b-Instruct, and Meta’s Llama-2-7B-chat, Llama-2-13B-chat, and Llama-2-70B-chat (4bit quantized). The approximately 3,000 unique source documents are categorized into three distinct tasks types: Question Answering (QA), Data-to-Text conversion, and Summarization. Each task type contributes around 1,000 responses to the overall dataset. For the evaluation, the authors carefully selected 150 responses per LLM to create the test set, resulting in a total of 900 responses (150 responses \times 6 LLM) per task. We augment these test responses by generating 10 additional samples for each one. We used 5,000 data points for each task to train the HalluDetect model, which also explains the very high scores of HalluDetect for this benchmark, as it is fine-tuned to these specific tasks whereas the other approaches were used out-of-the-box without any modifications.

Table 7: Precision, Recall and F1 score for all our baselines on the RAGTruth dataset.

Method	Summary			QA			Data-to-Text		
	Precision	Recall	F1	Precision	Recall	F1	Precision	Recall	F1
HalluDetection									
- gpt2-large	0.7734	0.9957	0.8706	0.8183	0.8095	0.8139	0.3000	0.0374	0.0665
- google/gemma-7b-it	0.7773	0.9727	0.8641	0.8252	0.9122	0.8665	0.4286	0.0841	0.1406
- meta-llama/Llama-2-7b-chat-hf	0.7749	0.9842	0.8671	0.8204	0.8459	0.8330	0.3810	0.0748	0.1250
- facebook/opt-6.7b	0.7731	0.9986	0.8715	0.8270	0.8784	0.8519	0.3137	0.0498	0.0860
- EleutherAI/gpt-j-6B	0.7734	0.9957	0.8706	0.8168	0.8554	0.8356	0.4286	0.0093	0.0183
- allenai/led-large-16384-arxiv	0.7742	0.9411	0.8495	0.8297	0.7176	0.7696	0.3214	0.0561	0.0955
- facebook/bart-large-cnn	0.7685	0.8635	0.8133	0.8266	0.7149	0.7667	0.3804	0.1090	0.1695
SelfCheckGPT									
- BertScore	0.7633	0.3103	0.4413	0.9784	0.3054	0.4655	0.4128	0.3614	0.3854
- NLI	0.7672	0.7529	0.7600	0.8759	0.6770	0.7637	0.3597	0.9907	0.5278
LLM-as-a-Judge									
- gpt-4o-mini	0.7697	0.9124	0.8350	0.7273	0.0108	0.0213	0.0000	0.0000	0.0000
- gpt-4o	0.7630	0.8649	0.8108	0.7500	0.0041	0.0081	0.0000	0.0000	0.0000
- Llama8B	0.7650	0.9167	0.8340	0.7547	0.1081	0.1891	0.5000	0.0031	0.0062
- Llama70B	0.7600	0.6825	0.7192	1.0000	0.0014	0.0027	0.0000	0.0000	0.0000
CheckEmbed									
- E5	0.7766	0.9440	0.8521	0.8233	0.9635	0.8879	0.3567	1.0000	0.5258
- GPT	0.7734	0.9124	0.8372	0.8282	0.8662	0.8468	0.3575	1.0000	0.5267
- SFR	0.7745	0.9526	0.8544	0.8209	0.9784	0.8927	0.3567	1.0000	0.5258
- GTE	0.7737	0.9282	0.8439	0.8271	0.9500	0.8843	0.3583	1.0000	0.5275
- STE400	0.7742	0.9411	0.8495	0.8229	0.9608	0.8865	0.3567	1.0000	0.5258
- STE1.5	0.7750	0.9353	0.8477	0.8227	0.9595	0.8858	0.3567	1.0000	0.5258

E Multimodal Results

E.1 Vision

Hallucinations in vision models occur when generated images contain elements that are implausible, inconsistent, or irrelevant to the input prompt, such as incorrect object counts, distorted anatomy, or extraneous artifacts. These issues highlight a gap between low-level visual fidelity and high-level semantic correctness, especially in models that lack explicit grounding. To investigate CHECKEMBED applicability in the vision domain, we induce controlled hallucinations by prompting models to generate images with increasing object counts, a setup that systematically challenges semantic precision.

In each experiment, we prompt the model to generate an image containing a specific object repeated N times, where N ranges from one to five. To ensure reliable evaluation with CHECKEMBED, each prompt is sampled 10 times, resulting in a set of generated images per object-count condition. These images are then embedded, and the resulting vectors are analyzed using CHECKEMBED to estimate the likelihood of hallucinations. The images of one such experiment are depicted in Figure 18. We repeat this process across eight different objects to reduce variance in the results. The list of objects was created randomly without any prior screening or evaluation of the generated outcomes. Due to the need for manual inspection of each image, the total number of experiments is limited. All images are generated using the Stable Diffusion 3.5 Medium model [6], with embeddings computed using CLIP’s Vision Transformer Large [41]. Both models are used with default hyperparameters.

To illustrate the experimental process in greater detail, we analyze a single run of the hallucination detection experiment presented in Section 4.3. Figure 18 displays the generated images, with hallucinated outputs highlighted in red. Following this, Figure 20 plots the corresponding CHECKEMBED scores against the number of correctly rendered images, revealing a consistent trend: as the frequency of hallucinations increases, the CHECKEMBED score decreases. We provide an additional example in Figure 19.

Analyzing our experiments also revealed notable limitations in vision embedding models such as CLIP. In contrast to their textual counterparts, the vision embedding models appear less semantically expressive and are largely focused on low-level visual features, such as pixel statistics, textures, or early-layer activations, rather than high-level semantic concepts like object count or identity. Consequently, while CHECKEMBED can flag deviations in visual patterns, it does not directly measure




Figure 18: **Base images from one experimental run to detect hallucinations in generative image outputs.** Further details explained in Section E. All images were generated using the Stable Diffusion 3.5 Medium model [6] with the prompt “ $\{NUM\}$ yellow tennis ball $\{s\}$ on a white background”, where NUM is a number from one to five (written in words), and the plural ‘s’ in “balls” is used in all prompts except when requesting a single tennis ball. As the number of requested items increased, the accuracy of generating the exact count decreased, leading to more hallucinations.




Figure 19: **Base images from one experimental run to detect hallucinations in generative image outputs.** Further details explained in Section E. All images were generated using the Stable Diffusion 3.5 Medium model [6] with the prompt " $\{NUM\}$ apple{s} on a white background", where NUM is a number from one to five (written in words), and the plural 's' in "apples" is used in all prompts except when requesting a single apple. As the number of requested items increased, the accuracy of generating the exact count decreased, leading to more hallucinations.

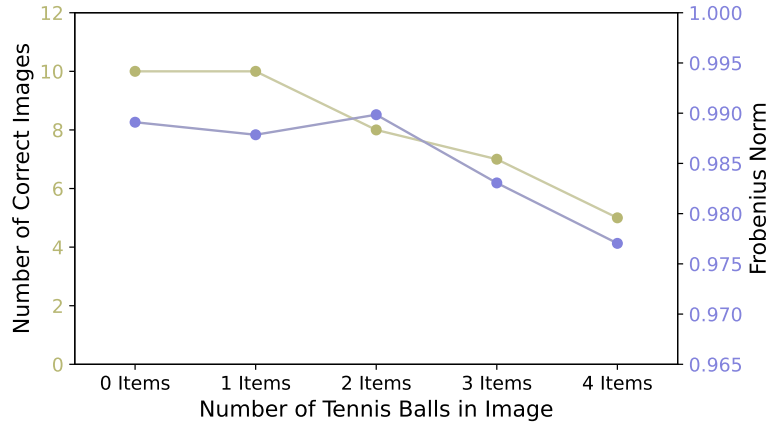


Figure 20: **CHECKEMBED results from the sample experiment using the images shown in Figure 18.** CHECKEMBED tracks the trend in the number of correct images, effectively detecting hallucinations in the generated outputs. We show the average of all experiments in Figure 5.

whether an image semantically matches its prompt, pointing to the need for more semantically grounded embeddings in vision tasks, a known problem.