

AN AXIOMATIC APPROACH TO LOSS AGGREGATION AND AN ADAPTED AGGREGATING ALGORITHM

ARMANDO J. CABRERA PACHECO*, RABANUS DERR*, AND ROBERT C. WILLIAMSON

ABSTRACT. Supervised learning has gone beyond the expected risk minimization framework. Central to most of these developments is the introduction of more general aggregation functions for losses incurred by the learner. In this paper, we turn towards online learning under expert advice. Via easily justified assumptions we characterize a set of reasonable loss aggregation functions as quasi-sums. Based upon this insight, we suggest a variant of the Aggregating Algorithm tailored to these more general aggregation functions. This variant inherits most of the nice theoretical properties of the AA, such as recovery of Bayes' updating and a time-independent bound on quasi-sum regret. Finally, we argue that generalized aggregations express the attitude of the learner towards losses.

CONTENTS

1.	Introduction	2
2.	A simple introduction to Aggregating Algorithm	3
3.	Vovk's Aggregating Algorithm	5
3.1.	Bayes' updating for weights	6
4.	Generalizing the loss aggregation in learning under expert advice	7
5.	The Aggregating Algorithm for quasi-sums	9
5.1.	An aggregating pseudo-algorithm for quasi-sums	10
5.2.	Using the APA-QS to make predictions	14
5.3.	A change of variables for the AA	15
6.	AA-optimality for quasi-sums	17
6.1.	Aggregation algorithm for non-mixable losses	17
6.2.	AA-optimality	19
7.	How aggregation changes prediction	21
7.1.	Aggregation and utility of losses	22
7.2.	Weighting profiles describe the updating step	22
7.3.	Weather prediction via Aggregating Algorithm	24
8.	Conclusion	26
8.1.	Broader impact and position statement	27

UNIVERSITY OF TÜBINGEN AND TÜBINGEN AI CENTER

E-mail addresses: a.cabrera@uni-tuebingen.de, rabanus.derr@uni-tuebingen.de, bob.williamson@uni-tuebingen.de.

* Equal contribution.

9. Acknowledgements	27
References	27
Appendix A. More Experiments	29

1. INTRODUCTION

Whether it is framed as collaborative learning, distribution shift or data corruption, machine learning scholarship encountered the necessity to rethink the gold standard of learning theory: expected risk minimization.¹ Central to this paradigm is the minimization of the average loss over a set of instances incurred by the learner. In the named more recent learning scenarios the average is replaced by other aggregation functionals which take into account the different data sources [Haghtalab et al., 2022, Eq. (1)], the distribution shift [Rahimian and Mehrotra, 2019, Eq. (R0)] or structured noise [Iacovissi et al., 2023]. See [Fröhlich and Williamson, 2024] for a nice stratification of reasonable aggregations and their embedding in the literature on coherent risk measures and previsions. However, the generalization of the average aggregation remained within the borders of offline learning. An analogous development in online, adversarial learning does, to the best of our knowledge, not exist.

When focusing on learning under expert advice the main quantity of interest is the regret [Cesa-Bianchi and Lugosi, 2006]. It compares the *sum* of losses between learner and experts. In this work, we suggest a broader perspective on this sum of losses.

First, we put forward an axiomatic approach to reasonable loss aggregations in online learning, providing a generalized definition of regret. More concretely, under easily justified assumptions the aggregation forms a quasi-sum generated by an appropriate function $u: [0, \infty) \rightarrow [0, \infty)$, given by

$$\mathbf{Q}_n^u(x_1, \dots, x_n) = u^{-1} \left(\sum_{i=1}^n u(x_i) \right).$$

Based upon this insight, we suggest a variant of the Aggregating Algorithm (AA) tailored to quasi-sums. The Aggregating Algorithm has first been suggested by Vovk [1990]. It enjoys nice theoretical guarantees, e.g., a time-independent bound on regret and the recovery of Bayes’ updating under an appropriate choice of loss function, while keeping simplicity. Its properties can, due to a “change of variables” in the loss, be transferred to our variant. Finally, we argue that generalized aggregations express the attitude of the learner towards losses incurred by providing predictions. In particular, we can tune the generator u of the quasi-sum to express the aversity towards extreme losses (convex u) or the risk-seeking behavior of a learner (concave u). We provide experimental evidence corroborating this statement, which closes the loop by motivating the use of generalized aggregations in the first place.

¹This list is far from being exhaustive, e.g., fair machine learning [Williamson and Menon, 2019].

2. A SIMPLE INTRODUCTION TO AGGREGATING ALGORITHM

The Aggregating Algorithm is a relatively straightforward algorithm with strong theoretical guarantees. In order to motivate our theoretical development in this paper and to provide a low-threshold introduction to this algorithm, we first lead the reader through a sensibly simplified scenario of learning under expert advice.

Consider a binary class probability estimation task on the outcome space $\Omega := \{0, 1\}$. We repeatedly see 2 experts $\Theta := \{\theta_1, \theta_2\}$ predicting the probability that the next outcome will be 1, i.e., in every round $t \in [T] := \{1, \dots, T\}$ each expert $\theta \in \Theta$ provides a prediction $\xi_t(\theta) \in [0, 1]$. After the predictions are given, the learner (who has seen the experts' predictions) has to commit to a prediction $\gamma_t \in [0, 1]$ as well. Then, nature reveals an outcome $\omega_t \in \{0, 1\}$. We measure the quality of the experts' and learner's prediction by the log-loss, that is, $\lambda(s, \omega_t) = \llbracket \omega_t = 0 \rrbracket (-\ln(s)) + \llbracket \omega_t = 1 \rrbracket (-\ln(1 - s))$, for $s \in [0, 1]$ ² (s here refers to the prediction made either by the expert or the learner). Note that the set of possible predictions can be regarded as the probability simplex $s \mapsto (s, 1 - s)$ for $s \in [0, 1]$, cf. top-left in Figure 1. Moreover, we can interpret the log-loss as an embedding of the simplex into \mathbb{R}^2 , i.e., $(s, 1 - s) \mapsto (-\ln(s), -\ln(1 - s))$, see top-right in Figure 1.

Now, the Aggregating Algorithm, as a *learner*, uses the embedding of the simplex into \mathbb{R}^2 and *exponentiates* it by the *exponential mapping* $(\lambda_0, \lambda_1) \mapsto (e^{-\eta\lambda_0}, e^{-\eta\lambda_1})$, where $\eta > 0$ is called the learning rate. Figure 1 right-top to bottom illustrates this step. In particular, the predictions of the experts can be traced through both mappings, the log-loss and the exponential mapping. The Aggregating Algorithm then forms a convex combination of the mapped experts' predictions ψ_t . The weights on how much each experts' prediction contributes to this mixture are based on a generalized Bayes' updating (see Section 3.1). The updating puts more weight on the experts which performed well in the past. As Figure 1 (orange-brown) illustrates, the obtained convex combination is not necessarily on the exponentiated embedding of the simplex anymore. We later call it a *pseudo-prediction* for this reason. Pseudo-predictions have nice theoretical properties (see Section 5.1), but they are not helpful as predictions, since they are not in the prediction space. That is why the Aggregating Algorithm requires a characteristic step: the substitution Σ of the pseudo-prediction by an actual prediction with similar theoretical properties. This substitution Σ is intuitively a projection of the pseudo-prediction ψ to the exponentiated embedded simplex (cf. Figure 1 darkgreen). Crucially, a property called "mixability" (see Definition 5.6) guarantees that the pseudo-prediction lies bottom-left to the exponentiated embedded simplex. The obtained actual predictions guarantee that the accumulated loss of the Aggregating Algorithm (learner), i.e., $\sum_{t=1}^T \lambda(\gamma_t, \omega_t)$ with $\gamma_t = \Sigma(\psi_t)$ is always smaller or equal than the accumulated loss of any expert, i.e., $\sum_{t=1}^T \lambda(\xi_t(\theta), \omega_t)$ for all $\theta \in \Theta$, up to a constant C . In other words, the Aggregating Algorithm's regret is bounded above by a constant, independent of the number of played rounds:

²We denote the Iverson-brackets as $\llbracket \dots \rrbracket$.

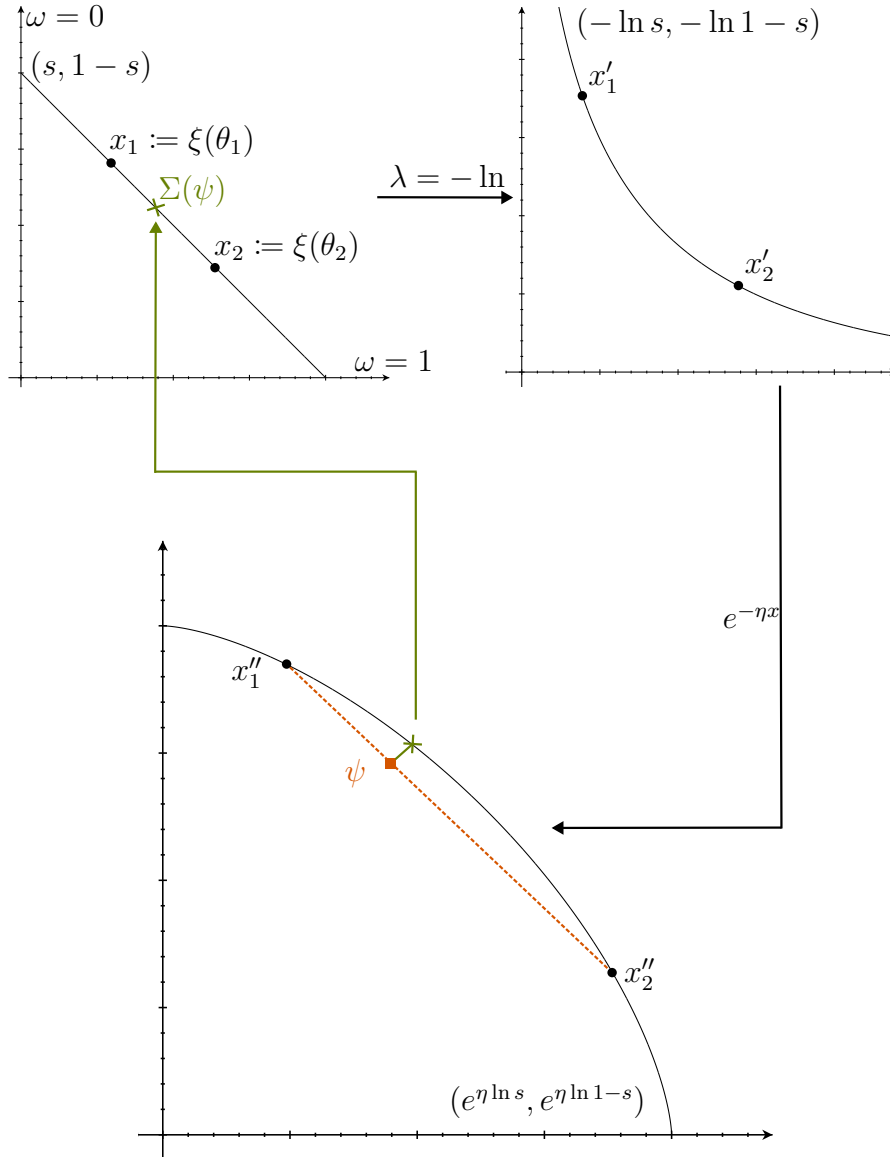


FIGURE 1. Graphical Summary of the Steps in the Aggregating Algorithm.

Experts θ_1 and θ_2 provide predictions $\xi(\theta_1)$ and $\xi(\theta_2)$, respectively, which are placed in the simplex (top-left) as $x_1 := (\xi(\theta_1), 1 - \xi(\theta_1))$ and $x_2 := (\xi(\theta_2), 1 - \xi(\theta_2))$ via $s \mapsto (s, 1 - s)$. The log-loss embeds the simplex as a curve in \mathbb{R}^2 (top-right), i.e., $s \mapsto -\ln s$ is applied coordinate-wise and maps x_1 and x_2 to x'_1 and x'_2 . Then, the exponential mapping projects them into $[0, 1]^2$. The Aggregating Algorithm forms a convex combination ψ of the projected predictions x'_1 and x'_2 based on weights updated by a Bayesian-type formula (orange-brown), called a pseudo-prediction, which is substituted back to the simplex via a substitution function Σ (darkgreen).

$$\sum_{t=1}^T \lambda(\gamma_t, \omega_t) - \sum_{t=1}^T \lambda(\xi_t(\theta), \omega_t) \leq C, \forall \theta \in \Theta.$$

3. VOVK'S AGGREGATING ALGORITHM

After this intuitive and illustrated introduction to Vovk's Aggregating Algorithm we now describe it in a rigorous way following [Vovk, 1990]. We also use this part to set up notation and remark its main properties. A *prediction game* $(\Omega, \Gamma, \Theta, \lambda, \eta)$ consists of

Sample space: Ω . This is regarded as the set of outcomes from nature. In general, we do not impose any structure on it.

Decision space: Γ . This is thought as the *allowed predictions*. Γ is a topological space endowed with the σ -algebra generated by the open sets.

Parameter space: Θ . We index the *experts* (or *decision strategies*) by $\theta \in \Theta$. We define $(\Theta, \mathcal{F}, \mu)$ as a measure space with μ being a base measure on the σ -algebra \mathcal{F} on Θ . For the sake of simplicity, we do not write out the base measure μ in the rest of the paper, e.g., we write the Lebesgue-integral for a measurable $E \in \mathcal{F}$, $\mu(E) = \int_E d\theta$.

Loss function: $\lambda: \Omega \times \Gamma \rightarrow [0, \infty]$. This gives us a way to measure the quality of the predictions.

Learning rate: $\eta > 0$. A positive real number, typically as large as possible.

Example 3.1. A widely used loss function in the prediction game is the log-loss $\lambda_{\ln}: \Omega \times \Gamma \rightarrow [0, \infty)$. In particular, when elements in Γ are of the form $\gamma: \Omega \rightarrow [0, 1]$, we define it as $\lambda_{\ln}(\omega, \gamma) := -\ln(\gamma(\omega))$.

The prediction game works as follows. At each time $t \in [T] = \{1, \dots, T\} \subset \mathbb{N}$,

- (1) The experts make their predictions. That is, we have a measurable map $\xi_t: \Theta \rightarrow \Gamma$. $\xi_t(\theta)$ is interpreted by the prediction made by the expert θ .
- (2) The learner (who observes the predictions made by the experts) makes a prediction $\gamma_t \in \Gamma$.
- (3) Nature chooses the outcome $\omega_t \in \Omega$.

The goal of the learner is to ensure that its *cumulative loss* is as good as the best expert's cumulative loss. In other words, we want to bound the *regret*,

$$\mathbf{R}_T(\theta) := \mathbf{L}_T(\text{learner}) - \mathbf{L}_T(\theta) := \sum_{t=1}^T \lambda(\omega_t, \gamma_t) - \sum_{t=1}^T \lambda(\omega_t, \xi_t(\theta)), \quad \forall \theta \in \Theta.$$

Vovk's Aggregating Algorithm [Vovk, 1990, 2001] (see Algorithm 1) gives a bound which is independent of the number of played rounds T ,

$$\mathbf{L}_T(\text{learner}) - \mathbf{L}_T(\theta) \leq \frac{\ln n}{\eta}, \quad \forall \theta \in \Theta, \quad (1)$$

when the number of experts is finite ($n = |\Theta| < \infty$) and when the game is *mixable*, i.e., we assume the existence of a substitution function Σ for given λ and η such that $\lambda(\omega, \Sigma(\psi)) \leq \psi(\omega)$, for all $w \in \Omega$ and all pseudo-predictions ψ of the form (2).³ As one can easily see mixability is required for the third step of the Algorithm 1. Since the first two steps are somewhat independent of how the substitution concretely looks like they are sometimes summarized as *Aggregating Pseudo-Algorithm (APA)*. The separation as well simplifies the analysis of the algorithm.

Algorithm 1: Aggregating Algorithm (AA)

Data: Mixable prediction game $(\Omega, \Gamma, \Theta, \lambda, \eta)$ and prior distribution P_0 .

Result: Predictions (γ_t) .

for every t do

(1) Update experts' weights $P_t(\theta) := e^{-\eta\lambda(\omega_t, \xi_t(\theta))} P_{t-1}(\theta)$;

(2) Provide pseudo-prediction ,

$$\psi_t(\omega) := \ln_{e^{-\eta}} \left[\int_{\Theta} e^{-\eta\lambda(\omega_t, \xi_t(\theta))} P_{t-1}^* d\theta \right], \text{ with } P_{t-1}^*(\theta) := \frac{P_{t-1}(\theta)}{\int_{\Theta} P_{t-1}(\theta) d\theta}. \quad (2)$$

(3) Substitute the pseudo-prediction , $\gamma_t := \Sigma(\psi_t)$ such that $\lambda(\omega, \Sigma(\psi_t)) \leq \psi_t(\omega)$, for all $\omega \in \Omega$;

end

3.1. Bayes' updating for weights. A fundamental property of the AA is that, under some conditions, the updating scheme (Step (1) in AA (Algorithm 1)) is reduced to Bayesian updating [Vovk, 2001, Section 2.2]. More precisely, make the following choices: (a) Ω is finite, (b) $\Gamma = \Delta(\Omega)$, the set of all probability measures on Ω , (c) loss function is the log-loss λ_{\ln} and (d) the learning rate $\eta = 1$.

For an expert θ whose prediction at time t is $\xi_t(\theta) \in \Delta(\Omega)$, we write $\xi_t(\theta)(\omega_t)$ as the probability of seeing ω_t forecasted by θ , who has observed all data points up to time step $t - 1$. Let $P_t(\theta)^*$ denote the normalized density $P_t(\theta)$:

$$P_t(\theta)^* = \frac{e^{-\eta\lambda_{\ln}(\omega_t, \xi_t(\theta))} P_{t-1}(\theta)}{\int e^{-\eta\lambda_{\ln}(\omega_t, \xi_t(\theta))} P_{t-1}(\theta) d\theta} = \frac{\xi_t(\theta)(\omega_t) P_{t-1}(\theta)}{\int \xi_t(\theta)(\omega_t) P_{t-1}(\theta) d\theta}.$$

One can interpret $\xi_t(\theta)(\omega_t)$ as the likelihood to observe ω_t at time t given the expert θ . Analogously, $P_{t-1}(\theta)$ can be thought of as the prior on the experts after $t - 1$ observations. Note that crucial in this derivation is the correspondence of the exponential projection e^{-x} (with $\eta = 1$) used in the definition of the pseudo-predictions and the log-loss λ_{\ln} .

We were led by preserving this reduction to Bayes' updating when adapting the AA to more general loss aggregations (cf. Section 5.1).

³For several games, the log-loss (Example 3.1) can be shown to be mixable for $\eta \leq 1$.

4. GENERALIZING THE LOSS AGGREGATION IN LEARNING UNDER EXPERT ADVICE

The primary goal of the AA, as well as other algorithms solving the learning under expert advice problem, is to bound the summed loss of the learner by the summed loss of each of the experts plus an error term. We now turn towards an approach to loss aggregation from first principles. Instead of presuming the standard summation we provide a list of axioms for loss aggregation functionals which we readily justify (see for example [Grabisch et al., 2009]).

Definition 4.1 (Aggregation Functions). *A function $\mathbf{A}: \bigcup_{n \in \mathbb{N}} [0, \infty)^n \rightarrow [0, \infty)$ is called an aggregation function. We write $\mathbf{A}_n(x_1, \dots, x_n)$ for the aggregation of n instances. Let $x_1, \dots, x_n, x \in [0, \infty)$. We define the following properties of \mathbf{A} .*

(A1) **Continuity.** *We say \mathbf{A} is continuous if for every $x_i, i \in [n]$,*

$$\lim_{x_i \rightarrow x} \mathbf{A}_n(x_1, \dots, x_i, \dots, x_n) = \mathbf{A}_n(x_1, \dots, x, \dots, x_n).$$

(A2) **Monotonicity.** *We say that \mathbf{A} is strictly increasing if for $x_i < x'_i, i \in [n]$, we have*

$$\mathbf{A}_n(x_1, \dots, x_i, \dots, x_n) < \mathbf{A}_n(x_1, \dots, x'_i, \dots, x_n).$$

(A3) **Associativity.** *We say that \mathbf{A} is associative if for all $x \in [0, \infty)$ and $i \in [n]$ we have*

$$\begin{aligned} \mathbf{A}_1(x) &= x, \\ \mathbf{A}_n(x_1, \dots, x_i, \dots, x_n) &= \mathbf{A}_2(\mathbf{A}_i(x_1, \dots, x_i), \mathbf{A}_{n-i}(x_{i+1}, \dots, x_n)). \end{aligned}$$

(A4) **Loss compatibility.** *We say that \mathbf{A} is loss compatible if $\mathbf{A}(0, \dots, 0) = 0$.*

Properties (A1)-(A4) are natural to impose on an aggregation \mathbf{A} of losses since they can be interpreted as follows. If \mathbf{A} is continuous, an infinitesimally small change in a loss will result in an infinitesimal change in the aggregate of the losses. If it is strictly increasing, more loss on any instance give more aggregated loss. If it is associative, it is irrelevant how the losses are grouped together for aggregation. Note that even though this type of associativity immediately implies that the aggregation function is completely determined by the binary aggregation [Grabisch et al., 2009, p. 33], it does not directly imply commutativity.⁴ Loss compatibility means that 0 losses aggregate to 0. It turns out we can fully characterize aggregation functions satisfying the properties above.

Lemma 4.2 (Axiomatisation of Loss-Aggregations). *Let $\mathbf{A}: \bigcup_{n \in \mathbb{N}} [0, \infty)^n \rightarrow [0, \infty)$ be an aggregation function. Suppose that \mathbf{A} is continuous, strictly increasing, associative and loss compatible, i.e., it satisfies (A1) - (A4). Then, there exists a continuous, strictly increasing function $u: [0, \infty) \rightarrow [0, \infty)$, with $u(0) = 0$, such that*

$$\mathbf{A}_n(x_1, \dots, x_n) = u^{-1} \left(\sum_{i=1}^n u(x_i) \right). \quad (3)$$

⁴For instance, consider the aggregation which gives back the last value, in terms of the intrinsic ordering of the input, of all elements.

If furthermore \mathbf{A} is positively homogeneous, i.e., for every $c \in [0, \infty)$ and $n \in \mathbb{N}$ we have $\mathbf{A}_n(cx_1, \dots, cx_n) = c\mathbf{A}_n(x_1, \dots, x_n)$, then $u(x) = x^k$ for some $k \in (0, \infty)$ in (3). We call such aggregations quasi-sums generated by u , and we denote them by \mathbf{Q}^u .

Proof. Associativity (A3) guarantees that we can write

$$\mathbf{A}_n(x_1, \dots, x_n) = \mathbf{A}_2(x_1, \mathbf{A}_2(x_2, \mathbf{A}_2(\dots))),$$

for all $n \geq 2$ (cf. [Grabisch et al., 2009, p. 33])

In particular,

$$\mathbf{A}_3(x_1, x_2, x_3) = \mathbf{A}_2(x_1, \mathbf{A}_2(x_2, x_3)) = \mathbf{A}_2(\mathbf{A}_2(x_1, x_2), x_3).$$

Hence, $\mathbf{A}_2: [0, \infty) \times [0, \infty) \rightarrow [0, \infty)$ is monotone, i.e., strictly increasing, continuous and associative in the sense of Aczél [1948] (for an English translation see [Aczél, 2012], for a different proof [Craigén and Páles, 1989]), where it is shown that there exists $u: [0, \infty) \rightarrow [0, \infty)$ strictly increasing and continuous such that

$$\mathbf{A}_2(x_1, x_2) = u^{-1}(u(x_1) + u(x_2)).$$

Since $0 = \mathbf{A}_2(0, 0) = u^{-1}(u(0) + u(0))$, it follows that $u(0) = 0$.

Finally, we obtain by induction (and associativity)

$$\begin{aligned} \mathbf{A}_n(x_1, \dots, x_n) &= \mathbf{A}_2(\mathbf{A}_{n-1}(x_1, \dots, x_{n-1}), x_n) \\ &= u^{-1}\left(u\left(u^{-1}\left(\sum_{i=1}^{n-1} u(x_i)\right)\right) + u(x_n)\right) \\ &= u^{-1}\left(\sum_{i=1}^n u(x_i)\right). \end{aligned}$$

For the second statement, we go back to \mathbf{A}^2 , which is now not only strictly increasing, continuous, associative and loss compatible, but as well positive homogeneous, i.e.,

$$\mathbf{A}_2(cx_1, cx_2) = c\mathbf{A}_2(x_1, x_2),$$

for all $c \in (0, \infty)$. Hence, Theorem 2 in [Aczél, 1955] (cf. [Gardner and Kiderlen, 2018, p. 797]) applies. This implies

$$\mathbf{A}_2(x_1, x_2) = (x_1^k + x_2^k)^{\frac{1}{k}},$$

for some $k \in (0, \infty)$. By induction as above, we have

$$\mathbf{A}_n(x_1, \dots, x_n) = \left(\sum_{i=1}^n x_i^k\right)^{\frac{1}{k}}.$$

□

Example 4.3 (p -Norms). Let $u(x) = x^p$ for $p > 0$. Then $\mathbf{Q}_n^u(x_1, \dots, x_n) = (\sum_{i=1}^n x_i^p)^{1/p}$.

The statement here resembles a related older characterization of quasi-arithmetic means by [Kolmogorov and Castelnuovo \[1930\]](#) and [Nagumo \[1930\]](#).⁵

Lemma 4.4 (Quasi-Sum to Quasi-Product). *Let \mathbf{Q}^u be a quasi-sum. Then, there exists a continuous, strictly decreasing function $f: [0, \infty) \rightarrow (0, 1]$ with $f(0) = 1$, such that*

$$\mathbf{Q}_n(x_1, \dots, x_n) = g(f(x_1) \times \dots \times f(x_n)), \quad (4)$$

where $g: (0, 1] \rightarrow [0, \infty)$ is the inverse of f .⁶

Proof. Let $f(x) := e^{-u(x)}$. It is straightforward to check that f is strictly decreasing and that $f(0) = 1$. Let $g(x) = u^{-1}(-\ln(x))$ be its inverse. Then, we can write

$$\mathbf{Q}_n(x_1, \dots, x_n) = u^{-1} \left(\sum_{i=1}^n u(x_i) \right) = g \left(e^{-\left(\sum_{i=1}^n u(x_i)\right)} \right) = g(f(x_1) \dots f(x_n)).$$

□

Example 4.5. *Let $u(x) = x$, then $f(x) = e^{-x}$ and the corresponding aggregation (4) is the sum:*

$$\mathbf{A}_n(x_1, \dots, x_n) = g(f(x_1) \dots f(x_n)) = \mathbf{L}_n(x_1, \dots, x_n).$$

In the remainder of this work we will sometimes write a quasi-sum \mathbf{Q}^u as an aggregation function \mathbf{A} of the form (4) when convenient. This will be explicitly stated or clear from context.

Equipped with this characterization of reasonable aggregation functionals of losses, it is natural to ask how can we solve the extended learning under expert advice problem: In which way do we have to modify existing online learning algorithms in order to provide regret guarantees such that the aggregated loss of the learner is bound above by the aggregated loss of any expert plus some error term?⁷

5. THE AGGREGATING ALGORITHM FOR QUASI-SUMS

In Section 4 we saw that a large class of reasonable aggregation functions can be expressed as quasi-sums. In this section, we show that one can still carry out the AA with respect to this type of aggregations (instead of the sum). To this end, we generalize the AA by preserving the reduction to Bayesian updating for an appropriate choice of loss and aggregation function.

We show the somewhat surprising property that this general AA leads to a “change of variable” with respect to the loss function which can be interpreted as performing

⁵Actually, quasi-sums and quasi-arithmetic means are related by performing the idempotization. See [\[Grabisch et al., 2009, Section 6.5.1\]](#) for details.

⁶For the sake of readability, we neglect the multiplication sign in further expressions.

⁷The introduction of generalized aggregations to the literature on online learning, seems, to the best of our knowledge, a rather recent development. Closest to our work, we found [\[Neyman and Roughgarden, 2023\]](#). The authors use quasi-means, a related notion to our quasi-sums, to pool forecaster in a no-regret fashion. However, their loss aggregation is still the standard sum.

the standard AA with respect to a distorted loss, adding supporting evidence to the “fundamentality of the log-loss” (cf. [Vovk, 2015]).

Although we want to derive a AA for quasi-sums, it turns out to be useful to see them as aggregations generated by a continuous, strictly decreasing function $f: [0, \infty) \rightarrow (0, 1]$ with $f(0) = 1$ (see (4)). As it will be clear later, this function f can be seen as the profile we choose to judge the experts.

Definition 5.1 (Weighting Profile). *We say that a continuous $f: [0, \infty) \rightarrow (0, 1]$ is a weighting profile if (a) $f(0) = 1$, (b) f is strictly decreasing, and (c) $\lim_{x \rightarrow \infty} f(x) = 0$.*

It is straightforward to check that the requirements we impose on the weighting profile are precisely the ones needed for the aggregation to be a quasi-sum. However, they can be justified independently. The normalization $f(0) = 1$ means that weights should be positive and bounded from above by 1. The expert incurring 0 loss should get assigned full weight, while f being strictly decreasing implies that the higher the loss the less weight should be put on the expert. The limiting behavior of f says that an expert which incurs extremely large losses should be punished by getting down-weighted to 0.

The properties of a weighting profile f imply the existence of a continuous inverse, which we denote by $g: (0, 1] \rightarrow [0, \infty)$, such that (a) $g(1) = 0$, (b) g is strictly decreasing, and (c) $\lim_{x \rightarrow 0^+} g(x) = \infty$.

For the rest of this work, for a fixed weighting profile f (and hence its inverse g), we consider the aggregation function $\mathbf{A}: \bigcup_{n \in \mathbb{N}} [0, \infty)^n \rightarrow [0, \infty)$ given by

$$\mathbf{A}_n(x_1, \dots, x_n) := g(f(x_1)f(x_2)\dots f(x_n)). \quad (5)$$

Recall that using (4) \mathbf{A} can be expressed as a quasi-sum \mathbf{Q}^u via the relation $f(x) = e^{-u(x)}$.

5.1. An aggregating pseudo-algorithm for quasi-sums. In order to adapt the AA to work with quasi-sums we first replace the Steps (1) and (2), i.e., the aggregating pseudo-algorithm, by an aggregating pseudo-algorithm for quasi-sums (APA-QS). We were led by preserving Bayesian updating when choosing $\lambda(x) = g(x)$ in Step (1).

Algorithm 2: Aggregating Pseudo-Algorithm for Quasi-Sums (APA-QS)

Data: Prediction game $(\Omega, \Gamma, \Theta, \lambda, \eta)$ and prior distribution P_0 .

Result: Predictions (γ_t) .

for every t do

(1) Update experts' weights $P_t(\theta) := f(\lambda(\omega_t, \xi_t(\theta)))P_{t-1}(\theta)$;

(2) Provide pseudo-prediction with $P_{t-1}^*(\theta) := \frac{P_{t-1}(\theta)}{\int_{\Theta} P_{t-1}(\theta) d\theta}$,

$$\psi_t^f(\omega) = g \left[\int_{\Theta} f(\lambda(\omega, \xi_t(\theta))) P_{t-1}^*(\theta) d\theta \right]; \quad (6)$$

end

The pseudo-prediction allows for an interpretation as a normalizing factor for certain finite measure constructed using (2). More precisely, at each step t we define the Ω -dependent family of measures on Θ , given by

$$p_t(\theta; \omega) = f(\lambda(\omega, \xi_t(\theta)))f(\psi_t^f(\omega))^{-1}P_{t-1}^*(\theta),$$

where P_{t-1}^* is the normalization of P_{t-1} . Here, we do not specify $\psi_t : \Omega \rightarrow [0, \infty)$. Imposing $p_t(\theta; \omega)$ to be a probability distribution on Θ yields to the pseudo-prediction given in (6). Hence, we can interpret ψ_t^f as the normalizing factor of $p_t(\theta; \omega)$. For the sake of readability, we do not explicitly highlight the dependence of ψ on f in every instance. Instead, we use the ψ^f notation in those cases where the dependency on f is not clear or particularly important.

Remark 5.2. *Suppose that $\omega_t \in \Omega$ is revealed by nature. Then*

$$\psi_t(\omega_t) = g \left[\int_{\Theta} f(\lambda(\omega_t, \xi_t(\theta)))P_{t-1}^*(\theta) d\theta \right].$$

If $\lambda(\omega_t, \xi_t(\theta)) \gg 1$ for all $\theta \in \Theta$, by properties of the weighting profile f , the value of $\psi_t(\omega_t)$ will be very large. On the other hand, if $\lambda(\omega_t, \xi_t(\theta)) \approx 0$, for all $\theta \in \Theta$, then its value will be close to 0. In this sense, we can interpret $\psi_t(\omega_t)$ as the loss incurred by pseudo-prediction ψ_t when ω_t is observed (cf. [Vovk, 2001, Section 2.1]).

Lemma 5.3 (Bound for APA-Loss). *Let $f : [0, \infty) \rightarrow \mathbb{R}$ be a weighting profile. Then*

$$\mathbf{A}_T(\text{APA}(P_0)) := \mathbf{A}_T(\psi_1(\omega_1), \psi_2(\omega_2), \dots, \psi_T(\omega_T)) = g \left[\int_{\Theta} f(\mathbf{A}_T(\theta)) P_0(\theta) d\theta \right].$$

Moreover, when $|\Theta| = n$ and P_0 is the uniform probability distribution with weights $1/n$,

$$\mathbf{A}_T(\text{APA}(P_0)) \leq \mathbf{A}_2(\mathbf{A}_T(\theta^*), g(n^{-1})), \quad (7)$$

for any expert $\theta^ \in \Theta$.*

Proof. We will follow the general idea of the proof of Lemma 1 in [Vovk, 2001]. Recall that using the updating rule (2), we have

$$P_T(\theta) = f(\lambda(\omega_T, \xi_T(\theta))) \dots f(\lambda(\omega_1, \xi_1(\theta))) P_0(\theta).$$

It follows that:

$$\begin{aligned}
f(\mathbf{A}_T(\theta))P_0(\theta) &= f(\lambda(\omega_T, \xi_T(\theta))) f(\lambda(\omega_{T-1}, \xi_{T-1}(\theta))) \dots f(\lambda(\omega_1, \xi_1(\theta))) P_0(\theta) \\
&= f(\lambda(\omega_T, \xi_T(\theta))) P_{T-1}(\theta) \frac{\int_{\Theta} P_{T-1}(\theta) d\theta}{\int_{\Theta} P_{T-1}(\theta) d\theta} \\
&= \int_{\Theta} P_{T-1}(\theta) d\theta \cdot f(\lambda(\omega_T, \xi_T(\theta))) P_{T-1}^*(\theta) \\
&= \int_{\Theta} P_{T-1}(\theta) d\theta \cdot f(\psi_T(\omega_T)) f(\lambda(\omega_T, \xi_T(\theta))) f(\psi_T(\omega_T))^{-1} P_{T-1}^*(\theta) \\
&= \int_{\Theta} P_{T-1}(\theta) d\theta \cdot f(\psi_T(\omega_T)) p_T(\theta; \omega_T).
\end{aligned}$$

Integrating with respect to θ we obtain

$$\int_{\Theta} f(\mathbf{A}_T(\theta)) P_0(\theta) d\theta = \int_{\Theta} P_{T-1}(\theta) d\theta \cdot f(\psi_T(\omega_T)) \quad (8)$$

We now analyze $\int_{\Theta} P_{T-1}(\theta) d\theta$. Using similar arguments as above, we have

$$\begin{aligned}
P_{T-1}(\theta) &= f(\lambda(\omega_{T-1}, \xi_{T-1}(\theta))) f(\lambda(\omega_{T-2}, \xi_{T-2}(\theta))) \dots f(\lambda(\omega_1, \xi_1(\theta))) P_0(\theta) \\
&= f(\lambda(\omega_{T-1}, \xi_{T-1}(\theta))) P_{T-2}(\theta) \frac{\int_{\Theta} P_{T-2}(\theta) d\theta}{\int_{\Theta} P_{T-2}(\theta) d\theta} \\
&= \int_{\Theta} P_{T-2}(\theta) d\theta \cdot f(\psi_{T-1}(\omega_{T-1})) f(\lambda(\omega_{T-1}, \xi_{T-1}(\theta))) f(\psi_{T-1}(\omega_{T-1}))^{-1} P_{T-2}^*(\theta) \\
&= \int_{\Theta} P_{T-2}(\theta) d\theta \cdot f(\psi_{T-1}(\omega_{T-1})) p_{T-1}(\theta; \omega_{T-1}).
\end{aligned}$$

Integrating over Θ gives

$$\int_{\Theta} P_{T-1}(\theta) d\theta = \int_{\Theta} P_{T-2}(\theta) d\theta \cdot f(\psi_{T-1}(\omega_{T-1})).$$

Continuing this process we arrive to

$$\int_{\Theta} f(\mathbf{A}_T(\theta)) P_0(\theta) d\theta = \int_{\Theta} P_0(\theta) d\theta \cdot f(\psi_1(\omega_1)) \dots f(\psi_T(\omega_T)) \quad (9)$$

$$= f(\psi_1(\omega_1)) \dots f(\psi_T(\omega_T)) \quad (10)$$

Applying g to both sides of (9), we obtain

$$g \left[\int_{\Theta} f(\mathbf{A}_T(\theta)) P_0(\theta) d\theta \right] = g(f(\psi_1(\omega_1)) \dots f(\psi_T(\omega_T))) = \mathbf{A}_T(\text{APA}(P_0)),$$

as desired.

If $|\Theta| = n$ and P_0 is the uniform probability distribution with weights $1/n$ (cf. [Vovk \[1990\]](#)), we have for any fixed $\theta^* \in \Theta$,

$$\begin{aligned} g \left[\int_{\Theta} f(\mathbf{A}_T(\theta)) P_0(\theta) d\theta \right] &= g \left[\sum_{\theta=1}^n \frac{f(\mathbf{A}_T(\theta))}{n} \right] \\ &\leq g \left[\frac{f(\mathbf{A}_T(\theta^*))}{n} \right] \\ &= g \left[f(\mathbf{A}_T(\theta^*)) f(g(n^{-1})) \right] \\ &= \mathbf{A}_2(\mathbf{A}_T(\theta^*), g(n^{-1})). \end{aligned}$$

□

Note that incorporating a learning rate $\eta > 0$ in the APA (as in [\[Vovk, 2001\]](#)) amounts to set $f(x) = e^{-\eta x}$.

Corollary 5.4. *Let $f: [0, \infty) \rightarrow \mathbb{R}$ be a weighting profile. Let $\eta \in (0, \infty)$ be a learning rate and define $g_\eta(x) := (f(x)^\eta)^{-1}$. When $|\Theta| = n$ and P_0 is the uniform probability distribution with weights $1/n$,*

$$\mathbf{A}_T(\text{APA}(P_0), \eta) = \mathbf{A}_T(\text{APA}(P_0)) \leq \mathbf{A}_2(\mathbf{A}_T(\theta^*), g_\eta(n^{-1})), \quad (11)$$

for any expert $\theta^* \in \Theta$.

Proof. Consider $f_\eta(x) = f(x)^\eta$ to define \mathbf{A}^η (see (5)), and notice that

$$\mathbf{A}^\eta(x_1, \dots, x_n) = g_\eta(f_\eta(x_1) \dots f_\eta(x_n)) = g(f(x_1) \dots f(x_n)) = \mathbf{A}(x_1, \dots, x_n). \quad (12)$$

Thus, applying Lemma 5.3 with \mathbf{A}^η we have

$$\mathbf{A}_T(\text{APA}(P_0), \eta) := \mathbf{A}_T^\eta(\text{APA}(P_0)) = g_\eta \left[\int_{\Theta} f_\eta(\mathbf{A}_T^\eta(\theta)) P_0(\theta) d\theta \right].$$

Further assuming that $|\Theta| = n$ and P_0 is the uniform probability distribution with weights $1/n$, we have (by the proof of Lemma 5.3)

$$g_\eta \left[\int_{\Theta} f_\eta(\mathbf{A}_T^\eta(\theta)) P_0(\theta) d\theta \right] \leq \mathbf{A}_2^\eta(\mathbf{A}_T^\eta(\theta^*), g_\eta(n^{-1})),$$

for any $\theta^* \in \Theta$.

Using (12) again, we conclude that

$$\mathbf{A}_T(\text{APA}(P_0), \eta) \leq \mathbf{A}_2(\mathbf{A}_T(\theta^*), g_\eta(n^{-1})).$$

□

Notice that by setting $f(x) = e^{-x}$ in Corollary 5.4 we recover the bound found by [Vovk \[1990\]](#).

5.2. Using the APA-QS to make predictions. As in the original AA [Vovk, 1990] (Step (3) in Algorithm 1), in order to achieve the desired regret bound a necessary step is to turn the pseudo-predictions in to actual predictions (i.e., objects in Γ). This is achieved by using a substitution function. For this, fix $(\Omega, \Gamma, \theta, \lambda)$ and a weighting profile f . In this case, the pseudo-predictions are of the form

$$\psi(\omega) = g \left[\int_{\Theta} f(\lambda(\omega, \xi_t(\theta))) P_{t-1}^*(\theta) d\theta \right] = g \left[\int_{\Gamma} f(\lambda(\omega, \gamma)) Q(\gamma) d\gamma \right], \quad (13)$$

for some distribution Q on Γ . We let $\mathcal{P}(\lambda, f)$ be the set of all pseudo-predictions of this form and define

$$c(f) := \inf \{ c \in \mathbb{R} \mid \forall \psi \in \mathcal{P}(\lambda, f), \exists \gamma \in \Gamma, \forall \omega, f(\lambda(\omega, \gamma)) \geq f(\psi(\omega))^c \}, \quad (14)$$

and set $\inf\{\emptyset\} := \infty$.

Remark 5.5. *Note that if we fix f and consider $f_\eta(x) = f(x)^\eta$, where $\eta > 0$ is the learning rate, then we can consider the constant $c(f_\eta)$ in (13) to depend only on η . When we do this we simply denote it by $c(\eta)$.*

When this infimum in (14) is attained, a substitution function Σ (which also depends on η and λ) exists and satisfies

$$f(\lambda(\omega, \Sigma(\psi))) \geq f(\psi(\omega))^{c(f)}, \quad (15)$$

for all $\omega \in \Omega$. For instance, Vovk [2001] suggests the substitution function $\Sigma(\psi) \in \arg \min_{\gamma \in \Gamma} \sup_{\omega \in \Omega} (u(\lambda(\omega, \gamma))/u(\psi(\omega)))$.⁸

Definition 5.6 ((f, η) -Mixability). *Let $(\Omega, \Gamma, \Theta, \lambda, \eta)$ be a prediction game. Let $f: [0, \infty) \rightarrow [0, 1]$ be a weighting profile and consider pseudo-predictions $\psi \in \mathcal{P}(\lambda, f_\eta)$ given by (13). We call $(\Omega, \Gamma, \Theta, \lambda, \eta)$ (f, η) -mixable if $c(\eta) = 1$, i.e., there exists a substitution function Σ such that*

$$\lambda(\omega, \Sigma(\psi)) \leq \psi(\omega), \quad (16)$$

for all $\omega \in \Omega$. If the game is (f, η) -mixable for some η , we say the game is f -mixable.

Mixability guarantees that an actual prediction (that is, an element in Γ) can be found via a pseudo-prediction ψ . It can be shown that $c(f) \geq 1$ (Lemma 6.2). For the moment, we assume the game is mixable and derive some consequences and interpretations. First, note that in this case the learner using APA-QS (Algorithm 2) can apply the substitution function at each step $t \in [T]$ and hence ensures performing as good as the best expert. We call this procedure Aggregating Algorithm for quasi-sums (AA-QS). For the AA-QS we combine Definition 5.6 and Corollary 5.4 when $|\Theta| = n$, which implies the following result.

⁸When proper, mixable loss functions are considered in class probability estimation, Williamson and Cranko [2023][Section 3.4] argue that antipolar losses constitute another universal substitution function.

Corollary 5.7. *Let $f: [0, \infty) \rightarrow \mathbb{R}$ be a weighting profile. Let $\eta \in (0, \infty)$ be a learning rate. When $(\Omega, \Gamma, \Theta, \lambda, \eta)$ is (f, η) -mixable, $|\Theta| = n$ and P_0 is the uniform probability distribution with weights $1/n$,*

$$\mathbf{A}_T(\text{learner}) := \mathbf{A}_T(\lambda(\omega_1, \Sigma(\psi_1)), \dots, \lambda(\omega_T, \Sigma(\psi_T))) \leq \mathbf{A}_2(\mathbf{A}_T(\theta^*), g_\eta(n^{-1})), \quad (17)$$

for any expert $\theta^* \in \Theta$.

Remark 5.8. *The corollary requires the prediction game to be (f, η) -mixable. However, it turns out that we can generalize the bound on the aggregated loss of the learner to non-mixable losses (Theorem 6.3), which is analogous to [Vovk, 1990, Eq. (15)]. Even the optimality result for the AA [Vovk, 1995] is inherited by the AA-QS (Section 6). Roughly summarized, it says that the constants in (17) cannot be undercut by any other prediction algorithm.*

Remark 5.9. *The substitution function is a computational bottleneck which, in particular in high-dimensional prediction tasks, might lead to suboptimal time performance. We haven't found literature to address this shortcoming.*

5.3. A change of variables for the AA. Looking carefully at the bound (17) reveals a somewhat surprising interpretation of performing the AA-QS with \mathbf{Q}^u . Let $(\Omega, \Gamma, \Theta, \lambda, \eta)$ be a prediction game with $|\Theta| = n$ and $c(\eta) = 1$ (i.e., there exists a substitution rule satisfying (16)). Then, setting $f_\eta(x) = e^{-\eta u(x)}$ gives

$$\mathbf{Q}_T^u(\lambda(\omega_1, \Sigma(\psi_1)) \dots \lambda(\omega_T, \Sigma(\psi_T))) \leq \mathbf{Q}_2^u(\mathbf{Q}_T^u(\theta^*), g_\eta(n^{-1})),$$

where $g_\eta(x) = u^{-1}(-\ln(x)/\eta)$. Notice that after some immediate steps this is equivalent to

$$\sum_{t=1}^T u(\lambda(\omega_t, \Sigma(\psi_t))) \leq \sum_{t=1}^T u(\lambda(\omega_t, \xi_t(\theta^*))) + \frac{\ln(n)}{\eta},$$

that is the bound provided by the original AA applied to the loss function $\tilde{\lambda} := u \circ \lambda$. Furthermore, we see right away that we can relate (f, η) -mixability with the usual η -mixability.

Lemma 5.10 (*f -Mixability is Mixability of Composite Loss*). *A loss λ is (f, η) -mixable if and only if $\tilde{\lambda} = u \circ \lambda$ for $u(x) := -\ln f(x)$ is η -mixable.*

Proof. If λ is (f, η) -mixable, there exists a substitution function Σ such that for all $\psi \in \mathcal{P}(\lambda, f_\eta)$,

$$\begin{aligned}
& \lambda(\omega, \Sigma(\psi)) \leq \psi(\omega), \forall \omega \in \Omega \\
& \iff \lambda(\omega, \Sigma(\psi)) \leq g_\eta \left[\int_\Gamma f_\eta(\lambda(\omega, \gamma)) Q(\gamma) d\gamma \right], \forall \omega \in \Omega \\
& \iff \lambda(\omega, \Sigma(\psi)) \leq u^{-1} \left(-\frac{\ln}{\eta} \left[\int_\Gamma e^{-\eta u(\lambda(\omega, \gamma))} Q(\gamma) d\gamma \right] \right), \forall \omega \in \Omega \\
& \iff u(\lambda(\omega, \Sigma(\psi))) \leq \ln_{e^{-\eta}} \left[\int_\Gamma e^{-\eta u(\lambda(\omega, \gamma))} Q(\gamma) d\gamma \right], \forall \omega \in \Omega
\end{aligned}$$

Hence, Σ is a substitution function for all $\psi \in \mathcal{P}(\tilde{\lambda}, f_\eta(x) = e^{-\eta x})$, which is the standard η -mixability. \square

Lemma 5.10 implies the following corollary.

Corollary 5.11 (Change of variables for the AA). *Let $\mathcal{G} := (\Omega, \Gamma, \Theta, \lambda, \eta)$ be a prediction game with $|\Theta| = n$ and λ being (f, η) -mixable. Let $\tilde{\mathcal{G}} := (\Omega, \Gamma, \Theta, \tilde{\lambda}, \eta)$ with $\tilde{\lambda} = u \circ \lambda$ for $u(x) := -\ln f(x)$. The AA-QS applied on \mathcal{G} with aggregation $\mathbf{A} = \mathbf{Q}^u$ induced by u achieves the same bound on the regret as the AA applied on $\tilde{\mathcal{G}}$:*

$$\mathbf{Q}_T^u(\text{learner}) := \mathbf{Q}_T^u(\lambda(\omega_1, \Sigma(\psi_1)) \dots \lambda(\omega_T, \Sigma(\psi_T))) \leq u^{-1} \left(u(\mathbf{Q}_T^u(\theta)) + \frac{\ln(n)}{\eta} \right), \quad (18)$$

for any $\theta \in \Theta$.

Remark 5.12. *It is worth to point out that usually one is interested in composing loss functions from the “inside”, i.e., reparametrizations. Here the transformation is extrinsic, we push the loss curve via u obtaining a “distorted” version of the original loss function λ .*

Remark 5.13. *Vovk [2015] argues that the log-loss is in a particular way fundamental. As Cabrera Pacheco and Williamson [2023] have shown, both Vovk’s fundamentality and mixability (in the sufficiently differentiable case) are equivalent to a curvature comparison between a given loss and the log-loss. Definition 5.6 and the analysis of the AA with more general aggregation functions, emphasize that the choice of aggregation is tightly intertwined with the definition of mixability. Particularly, standard sum aggregation corresponds to standard mixability. Hence, the fundamentality of the log-loss is a particularity of the standard sum aggregation and does not imply that the log-loss is fundamental for other aggregations. However, Corollary 5.11 suggest a connection back to a type fundamentality of log-loss via u , which can potentially be described geometrically. However, as discussed in Section 5.3, whether a constant regret bound for the aggregation \mathbf{Q}^u holds also depends on whether $\tilde{\lambda} = u \circ \lambda$ is mixable (see Section 3) hinting to another way of considering the log-loss fundamental. We will not go deeper into this observation here.*

6. AA-OPTIMALITY FOR QUASI-SUMS

So far, we have assumed that the prediction game in consideration is (f, η) -mixable. In this case we obtain a direct bound for the aggregated loss of the predictions given via the substitution function and the APA-QS. As it happens with the usual AA, there is no guarantee that the given loss will be (f, η) -mixable. We deal with this situation in this section. With this at hand we also provide an optimality result for the Aggregating Algorithm under quasi-sum aggregation.

First, it will be useful to impose some mild conditions on the prediction game.

Definition 6.1 (Regular Local Prediction Game [Vovk, 1995]). *We call the tuple $(\Omega, \Gamma, \lambda)$ a local prediction game. A local prediction game is called regular if the following four assumptions hold*

- (a) Γ is a compact topological space.
- (b) For each $\omega \in \Omega$ the function $\gamma \mapsto \lambda(\omega, \gamma)$ is continuous.
- (c) There exists $\gamma \in \Gamma$ such that, $\lambda(\omega, \gamma) < \infty$ for all $\omega \in \Omega$.
- (d) For all $\gamma \in \Gamma$ there exists $\omega \in \Omega$ such that $\lambda(\omega, \gamma) \neq 0$.

In this section it will be always assumed that the $(\Omega, \Gamma, \lambda)$ is a local prediction game.

6.1. Aggregation algorithm for non-mixable losses. Fix $(\Omega, \Gamma, \Theta, \lambda)$ and a weighting profile f , as in Section 5.2. Note, we assume that we obtain a regular local prediction game when we drop the set of experts Θ . Recall that in this case, the pseudo-predictions belong to $\mathcal{P}(\lambda, f)$, that is, they are of the form

$$\psi(\omega) = g \left[\int_{\Gamma} f(\lambda(\omega, \gamma)) Q(\gamma) d\gamma \right],$$

for some distribution Q on Γ .

First we show that $c \geq 1$ as in [Vovk, 1990]. The proof is basically the same and we include it for the reader's convenience.

Lemma 6.2. *For given $(\Omega, \Gamma, \theta, \lambda)$ and a weighting profile f , then $c(f) \geq 1$.*

Proof. Suppose that there is f such that $c := c(f) < 1$. Let $\gamma' \in \Gamma$ and $Q_{\gamma'}$ be defined as $Q_{\gamma'}(\gamma') = 1$ and 0 otherwise. Then, there exists $\gamma \in \Gamma$ such that for all $\omega \in \Omega$,

$$\begin{aligned} f(\lambda(\omega, \gamma)) &\geq f \left(g \left[\int_{\Gamma} f(\lambda(\omega, \gamma)) Q_{\gamma'} d\Gamma \right] \right)^c \\ &\geq f(\lambda(\omega, \gamma'))^c. \end{aligned}$$

Since $0 < f(x) \leq 1$ for all x , we have

$$0 \leq -\ln(f(\lambda(\omega, \gamma))) \leq c(-\ln(f(\lambda(\omega, \gamma')))).$$

By assumption (c), we know there exists $\gamma_1 \in \Gamma$ such that $\lambda(\omega, \gamma_1) < \infty$. By the argument above (with $\gamma' = \gamma_1$) we know there is $\gamma_2 \in \Gamma$ such that

$$0 \leq -\ln(f(\lambda(\omega, \gamma_2))) \leq c(-\ln(f(\lambda(\omega, \gamma_1)))).$$

Continuing this way, we obtain a sequence $\{\gamma_k\} \subset \Gamma$ such that

$$0 \leq -\ln(f(\lambda(\omega, \gamma_{k+1}))) \leq c(-\ln(f(\lambda(\omega, \gamma_k)))).$$

Using the compactness of Γ (assumption (a)), let $\gamma \in \Gamma$ be a limit point of this sequence. By continuity (assumption (b)), $-\ln(f(\lambda(\omega, \gamma)))$ is the limit of a subsequence $\{-\ln(f(\lambda(\omega, \gamma_k)))\}$.

Note that we have

$$0 \leq -\ln(f(\lambda(\omega, \gamma_k))) \leq c^{k-1}(-\ln(f(\lambda(\omega, \gamma_1)))) ,$$

thus when $k \rightarrow \infty$ we conclude that $\ln(f(\lambda(\omega, \gamma))) = 0$, that is $\lambda(\omega, \gamma) = 0$, which contradicts (d). \square

We are now ready to obtain an analogous bound to (17).

Theorem 6.3. *For given $(\Omega, \Gamma, \theta, \lambda)$ and a weighting profile f . Let $c := c(f)$. When $|\Theta| = n$ and P_0 is the uniform probability distribution with weights $1/n$, we have the bound*

$$\mathbf{A}_T(\text{learner}) \leq \mathbf{A}_T(\text{APA-QS}(P_0)) \leq g \left[\frac{f(\mathbf{A}_T(\theta^*))^c}{n^c} \right]. \quad (19)$$

for any expert $\theta^* \in \Theta$.

Moreover, if we consider a learning rate $\eta > 0$, $f_\eta(x) = f(x)^\eta$ and $c_\eta := c(f_\eta)$, we have

$$\mathbf{A}_T(\text{learner}) \leq \mathbf{A}_T(\text{APA}(P_0)) \leq g(f(\mathbf{A}_T(\theta^*))^{c_\eta} f(g_\eta(n^{-1}))^{c_\eta}), \quad (20)$$

where g_η is the inverse of f_η .

Proof. Let ψ be a pseudo-prediction. Then, we have $f(\lambda(\omega, \gamma)) \geq f(\psi(\omega))^c$.

$$\mathbf{A}_T(\text{learner}) = g(f(\lambda(\omega_1, \gamma_1)) \dots f(\lambda(\omega_T, \gamma_T))) \leq g(f(\psi_1(\omega_1))^c \dots f(\psi_T(\omega_T))^c).$$

This motivate us to define a new aggregation function given by

$$\mathbf{B}_n^c(x_1, \dots, x_n) := g(f(x_1)^c \dots f(x_n)^c).$$

Using the fact that $c \geq 1$ (Lemma 6.2) and the notation in Lemma 5.3, we see that

$$\begin{aligned} f(\mathbf{B}^c(\theta))P_0(\theta) &= f(\lambda(\omega_1, \xi_1(\theta)))^c \dots f(\lambda(\omega_T, \xi_T(\theta)))^c P_0(\theta) \\ &\leq f(\lambda(\omega_1, \xi_1(\theta))) \dots f(\lambda(\omega_T, \xi_T(\theta))) P_0(\theta) \end{aligned}$$

Proceeding as the in the proof of Lemma 5.3, we obtain

$$\int_{\Theta} f(\mathbf{B}_T^c(\theta)) P_0(\theta) d\theta \leq f(\psi_1(\omega_1)) \dots f(\psi_T(\omega_T)),$$

and hence,

$$g \left[\int_{\Theta} f(\mathbf{B}_T^c(\theta)) P_0(\theta) d\theta \right] \geq g(f(\psi_1(\omega_1)) \dots f(\psi_T(\omega_T))) = \mathbf{A}_T(\text{APA}(P_0)). \quad (21)$$

We are left to estimate the LHS of (21):

$$\begin{aligned} g \left[\int_{\Theta} f(\mathbf{B}_T^c(\theta)) P_0(\theta) d\theta \right] &= g \left[\int_{\Theta} f(\mathbf{A}_T(\theta))^c P_0(\theta) d\theta \right] \\ &\leq g \left[\frac{f(\mathbf{A}_T(\theta^*))^c}{n} \right] \\ &\leq g \left[\frac{f(\mathbf{A}_T(\theta^*))^c}{n^c} \right], \end{aligned}$$

proving (19).

To obtain (20), let $f = f_\eta$ and $c_\eta := c(f_\eta)$, then we have

$$g_\eta \left[\int_{\Theta} f_\eta((\mathbf{B}_T^\eta)^{c_\eta}(\theta)) P_0(\theta) d\theta \right] = g_\eta \left[\int_{\Theta} f_\eta(\mathbf{A}_T^\eta(\theta))^{c_\eta} P_0(\theta) d\theta \right] \leq g_\eta \left[\frac{f_\eta(\mathbf{A}_T^\eta(\theta^*))^{c_\eta}}{n^{c_\eta}} \right],$$

where $(\mathbf{B}_n^\eta)^c(x_1, \dots, x_n) := g_\eta(f_\eta(x_1)^c, \dots, f_\eta(x_n)^c) = \mathbf{B}_n^c(x_1, \dots, x_n)$.

The result follows since

$$\begin{aligned} g_\eta \left[\frac{f_\eta(\mathbf{A}_T^\eta(\theta^*))^{c_\eta}}{n^{c_\eta}} \right] &= (\mathbf{B}_2^\eta)^{c_\eta}(\mathbf{A}_T^\eta(\theta^*), g_\eta(n^{-1})) \\ &= \mathbf{B}_2^{c_\eta}(\mathbf{A}_T(\theta^*), g_\eta(n^{-1})) \\ &= g(f(\mathbf{A}_T(\theta^*))^{c_\eta} f(g_\eta(n^{-1}))^{c_\eta}). \end{aligned}$$

□

Remark 6.4. Recall that the weighting profile f in Theorem 6.3 can be written in the form $f(x) = e^{-u(x)}$ for an appropriate u . In this case, for $\eta > 0$, we have

$$\begin{aligned} g(f(\mathbf{A}_T(\theta^*))^{c_\eta} f(g_\eta(n^{-1}))^{c_\eta}) &= u^{-1}(c_\eta u(\mathbf{A}_T(\theta^*)) + c_\eta u(g_\eta(n^{-1}))) \\ &= u^{-1}\left(c_\eta u(\mathbf{A}_T(\theta^*)) + \frac{c_\eta}{\eta} \ln(n)\right). \end{aligned}$$

In particular, when $u(x) = x$, this gives

$$\mathbf{L}_T(\text{APA}(P_0, \eta)) \leq c_\eta \mathbf{L}_T(\theta^*) + c_\eta \frac{\ln(n)}{\eta},$$

as in [Vovk, 1990].

6.2. AA-optimality. Surprisingly, it is possible to show that the Aggregating Algorithm is in a game-theoretic sense optimal [Vovk, 1995]. In a general game between an adversarial environment, which gets to choose experts' predictions and nature's outcome and a learner, the learner can only win if they achieve the bounds which are suggested by the Aggregating Algorithm, cf. Remark 6.4. We formalize this statement and extend it to more general aggregation functions in the following.

Definition 6.5. Let \mathbf{A} be a continuous, strictly increasing and associative aggregation function. Let $(\Omega, \Gamma, \lambda)$ be a regular local prediction game. We call the following full-information game \mathfrak{G} between environment E and learner L a global prediction game:

- (1) E chooses the size n of a set of experts Θ .
- (2) For every $t \in [T]$,
 - (i) E chooses predictions $\xi_t(\theta) \in \Gamma$ for every $\theta \in \Theta$.
 - (ii) L chooses a prediction $\gamma_t \in \Gamma$.
 - (iii) E chooses an outcome $\omega_t \in \Omega$.
 - (iv) $\mathbf{A}_t(\theta) := \mathbf{A}_2(\mathbf{A}_{t-1}(\theta), \lambda(\omega_t, \xi_t(\theta)))$ for all $\theta \in \Theta$.⁹
 - (v) $\mathbf{A}_t(\text{learner}) := \mathbf{A}_2(\mathbf{A}_{t-1}(\text{learner}), \lambda(\omega_t, \gamma_t))$.

Definition 6.6. We say that the learner L wins the global prediction game \mathfrak{G} if for all $t \in [T]$ and $\theta \in \Theta$ there are constants c and a such that

$$\mathbf{A}_t(\text{learner}) \leq u^{-1}(c u(\mathbf{A}_t(\theta)) + a \ln(n)), \quad (22)$$

otherwise, we say that nature wins. Note, that the aggregation function is a quasi-sum with generator u , i.e., $\mathbf{A} = \mathbf{Q}_u$.

Optimality here is grounded in the global game specified above. Intuitively, the following theorem shows that in a worst-case scenario, concerning the choice of experts and outcomes, every learner under expert advice can at best achieve the regret bound parametrized by c and a of (22). Note that we don't put any restrictions on the abilities of the learner until this point. Strikingly, the Aggregating Algorithm can achieve this regret bound, hence is optimal.

Theorem 6.7 (Optimality of Constant Regret Bound for All Predictors). *Let \mathbf{A} be a continuous, strictly increasing and associative aggregation function. Consider the global prediction game following Definition 6.5. There exists a learner L which against an arbitrary adversarial environment wins, i.e., for all $T \in \mathbb{N}$ and all $\theta \in \Theta$,*

$$\mathbf{A}_T(L) := \mathbf{A}_T(\lambda(\omega_1, \gamma_1), \dots, \lambda(\omega_T, \gamma_T)) \leq u^{-1}(c u(\mathbf{A}_T(\theta^*)) + a \ln(n)),$$

if and only if $c \geq c(\eta)$ and $a \geq \frac{c(\eta)}{\eta}$ for some $\eta \in [0, \infty)$ with $c(\eta)$ as defined in (14), and u is the generator of the aggregation, i.e., $\mathbf{A} = \mathbf{Q}_u$.

Proof. First, we note that the aggregation \mathbf{A} fulfills (A1)-(A3). Hence, $\mathbf{A} = \mathbf{Q}^u$ for some generator $u: [0, \infty) \rightarrow [0, \infty)$, continuous and strictly increasing with $u(0) = 0$ (Lemma 4.2).

Let us define the surrogate loss $\tilde{\lambda} := u \circ \lambda$. It is straightforward to check that $(\Omega, \Gamma, \tilde{\lambda})$ fulfills all conditions for a regular local prediction game. The first condition holds by assumption. The second condition is clear, since the composition of continuous functions is continuous. Thirdly, there exists $\gamma \in \Gamma$ such that, $\lambda(\omega, \gamma) < \infty$ for all $\omega \in \Omega$. It follows $\tilde{\lambda}(\omega, \gamma) = u(\lambda(\omega, \gamma)) < \infty$ for all $\omega \in \Omega$. Finally, for all $\gamma \in \Gamma$ there exists $\omega \in \Omega$ such that

⁹we set $\mathbf{A}_0(\theta) = 0$ for all $\theta \in \Theta$.

$\lambda(\omega, \gamma) \neq 0$, hence for all $\gamma \in \Gamma$ there exists $\omega \in \Omega$ such that $\tilde{\lambda}(\omega, \gamma) = u(\lambda(\omega, \gamma)) \neq 0$, because $u(0) = 0$ and u strictly increasing. Concluding, $(\Omega, \Gamma, \tilde{\lambda})$ is a regular local prediction game.

Theorem 1 in [Vovk, 1995] states that in the specified game the learner L is guaranteed to achieve the regret bound, for all $T \in \mathbb{N}$ and all $\theta \in \Theta$,

$$\sum_{t=1}^T \tilde{\lambda}(\omega_t, \gamma_t) \leq c \sum_{t=1}^T \tilde{\lambda}(\omega_t, \xi_t(\theta)) + a \ln(|\Theta|), \quad (23)$$

if and only if $c \geq \tilde{c}(\eta)$ and $a \geq \frac{\tilde{c}(\eta)}{\eta}$ for some $\eta \in [0, \infty)$, where

$$\tilde{c}(\eta) := \inf\{c \in \mathbb{R} \mid \forall \psi \in \mathcal{P}(\tilde{\lambda}, e^{-\eta x}), \exists \gamma \in \Gamma, \forall \omega, e^{-\eta \tilde{\lambda}(\omega, \gamma)} \geq e^{-\eta \psi(\omega)^c}\},$$

and set $\inf\{\emptyset\} := \infty$, cf. (14). Note, that

$$\begin{aligned} \tilde{c}(\eta) &= \inf\{c \in \mathbb{R} \mid \forall \psi \in \mathcal{P}(\lambda, e^{-\eta u(x)}), \exists \gamma \in \Gamma, \forall \omega, e^{-\eta u(\lambda(\omega, \gamma))} \geq e^{-\eta u(\psi(\omega))^c}\} \\ &= \inf\{c \in \mathbb{R} \mid \forall \psi \in \mathcal{P}(\lambda, f^\eta), \exists \gamma \in \Gamma, \forall \omega, f(\lambda(\omega, \gamma))^\eta \geq (f(\psi(\omega))^\eta)^c\}, \end{aligned}$$

for $f = e^{-u}$, hence $\tilde{c}(\eta)$ coincides with $c(\eta)$ defined in (14).

We give equivalent forms of (23). First, since $u^{-1}(x)$ is increasing, (23) is equivalent to

$$u^{-1}\left(\sum_{t=1}^T \tilde{\lambda}(\omega_t, \gamma_t)\right) \leq u^{-1}\left(c \sum_{t=1}^T \tilde{\lambda}(\omega_t, \xi_t(\theta)) + a \ln(|\Theta|)\right).$$

Furthermore, $\tilde{\lambda} = u \circ \lambda$ and $f(x) = e^{-u(x)}$, so (23) is equivalent to

$$\mathbf{A}_T(\lambda(\omega_1, \gamma_1), \dots, \lambda(\omega_T, \gamma_T)) \leq u^{-1}(c u(\mathbf{A}_T(\theta^*)) + a \ln(n)).$$

□

Remark 6.8. *The optimality of the Aggregating Algorithm under quasi-sum aggregation only refers to this specific definition of global prediction game. Note, if $c > 1$ the tightness of the regret-like bound depends on the performance of the experts. Standard $O(\sqrt{T})$ -regret algorithms in learning under expert advice, e.g., Exponential Weighting Algorithm, can potentially perform better, in terms of less loss, than the Aggregating Algorithm, even though the Aggregating Algorithm is optimal in the sense specified above [Cesa-Bianchi and Lugosi, 2006, p. 14].*

7. HOW AGGREGATION CHANGES PREDICTION

In the previous sections we have argued that the Aggregating Algorithm is generally applicable for losses interacting nicely with “reasonable” aggregation functions. However, it is still unclear how the aggregation influences the actual predictions made by the Aggregating Algorithm. This question brings us closer to understand why we should care about different general aggregation functionals.

The Aggregating Algorithm is, that is the finding of the previous sections, very generally applicable for losses nicely interacting with “reasonable” aggregation functionals. It is,

however, still unclear how the aggregation influences the actual predictions made by the Aggregating Algorithm.

We qualitatively approach this question in three ways. First, we propose to interpret the generator functions of aggregations as utility functions. Then, we elaborate on the interpretation of weighting profiles associated with every general aggregation functional. Finally, we illustrate in an experiment that aggregations can express the forecaster’s attitude towards losses. This analysis is not intended to provide a definite answer but rather to suggest potential paths for future research. We approach this question in three ways. First, we propose to interpret the generator functions of aggregations as utility functions. Then, we elaborate on the interpretation of weighting profiles associated with every general aggregation functional. Finally, we illustrate in an experiment that aggregations can express the forecaster’s attitude towards losses.

7.1. Aggregation and utility of losses. Aggregation functions for losses are, under mild conditions, quasi-sums \mathbf{Q}^u (cf. Lemma 4.2). On one hand, as we have shown, the u -quasi-sum of losses λ in the regret bound is tantamount to summing up distorted losses $u \circ \lambda$ (Corollary 5.11). On the other hand, *u can be interpreted as* the negative utility function for the losses λ of the predictors. It expresses the dis-satisfaction of the learner to incur certain losses. Therefore, whether we talk about a certain choice of negative utility of losses or whether we talk about u -quasi-sums as aggregation functional does not make a difference.

Let us consider a comparative example: the simple negative utility function $u(x) = x$ corresponds to the standard sum. The negative utility function $u(x) = x^2$ generates the Euclidean norm aggregation. Compared to summation, in the Euclidean norm large loss values contribute relatively more to the result than small loss values. The analogous statement is true for the utility functions. As a negative utility function $u(x) = x^2$, large loss values hurt, since higher negative utility (cf. orange-brown arrow in Figure 2), relatively more than small loss values (cf. darkgreen arrow in Figure 2).

More generally, it is true that risk-avoider prefer convex u , i.e., high losses are up-valued, low losses are down-valued. In contrast, risk-taker consider concave u , which means that low losses are up-valued and high losses are down-valued (cf. [Winkler and Murphy, 1970], concavity and convexity are switched therein for reasons of sign flip). Hence, we can conclude: **the type of aggregation captures the attitude of the forecaster towards losses.**

7.2. Weighting profiles describe the updating step. Central to the Aggregating Algorithm is the weight updating. The weighting profile f in Definition 5.1 determines how much the expert θ contributes to the next pseudo-prediction depending on the incurred loss in the current time step. To remind the reader, step (1) in the APA-QS (Algorithm 2),

$$P_t(\theta) = f(\lambda(\omega_t, \xi_t(\theta)))P_{t-1}(\theta),$$

where under the common assumptions in this work, $f(x) = e^{-u(x)}$. Hence, the change of aggregation \mathbf{Q}^u amounts to the change of weighting profile.

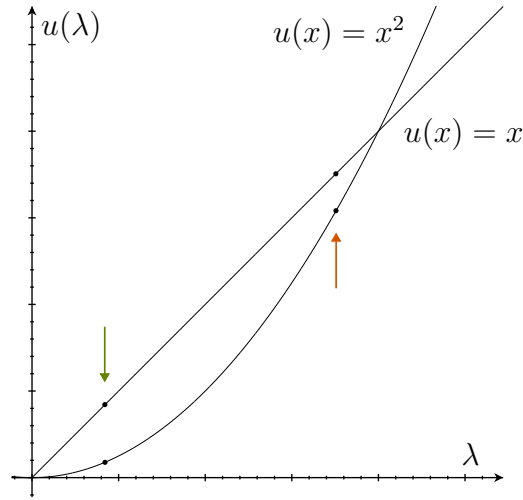
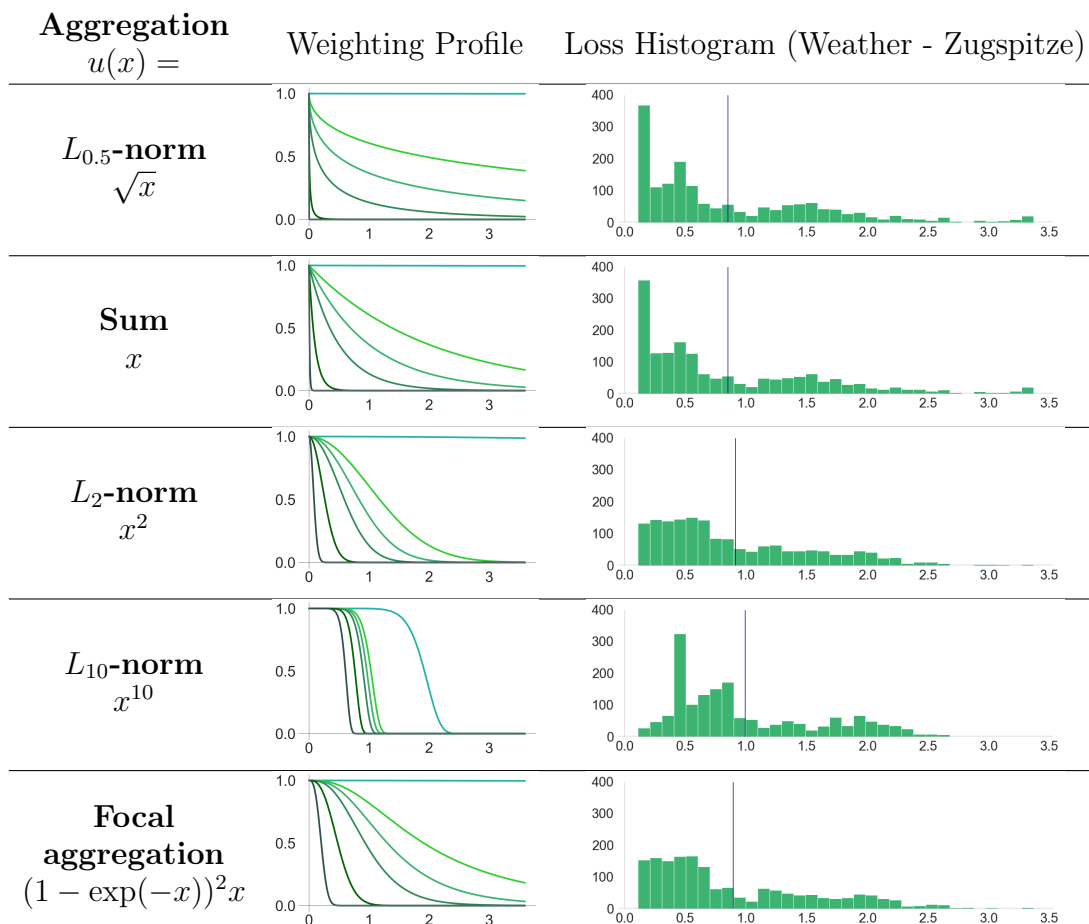


FIGURE 2. Comparative Example of Linear and Squared Utility. The horizontal axis denotes the loss value λ . The vertical axis the negative utility of the loss $u(\lambda)$. We compare the negative utility function $u(x) = x$ to $u(x) = x^2$. In particular, for two values highlighted by a darkgreen arrow, low value, and an orange-brown arrow, high value.

For a fixed loss function we can analyze and compare weighting profiles for different aggregation functions. Table 1 provides a short list of potential aggregation functions, their corresponding utility (see Section 7.1) and weighting profile. We use the term focal aggregation to emphasize that the composition of the corresponding u with the log-loss recovers the often used focal loss (with $\gamma = 2$) [Lin et al., 2017]. Observe that for L_p -norm aggregations switching the value of p from less than 1 to strictly bigger than 1 drastically changes the shape of the weighting profile. Let us shortly compare the L_2 -norm and sum. For the sake of simplicity, we focus on the arbitrary learning rate $\eta = 0.5$. The weighting profile corresponding to the L_2 -norm punishes higher losses stronger than smaller losses compared to the sum. This, however, comes with the cost that for small losses the L_2 weighting profile does not finely distinguish between good and even better experts. Both of them get nearly updated with the same weight, in contrast to the sum.

Comparisons of weighting profiles require to fix a loss a priori. The domain and distribution of the loss values themselves strongly interact with the choice of aggregation. For instance, the Brier score only provides values between 0 and 1. Thus, the weighting profile beyond 1 on the x-axis is irrelevant for the comparison. Hence, conclusive interpretations are only possible for fixed losses and different aggregations. Note that mixability might not be maintained for arbitrary combinations of losses and weighting profiles. For this reason, we go beyond this qualitative interpretation of the effect of aggregations and illustrate via an experiment how the aggregation changes the performance of the Aggregating Algorithm in Section 7.3.

TABLE 1. Aggregations, their corresponding utility function and weighting profiles for different learning rates (lightseagreen: $\eta = 0.001$, limegreen: $\eta = 0.5$, mediumseagreen: $\eta = 1$, seagreen: $\eta = 2$, darkgreen: $\eta = 10$, darkslategray: $\eta = 100$). The loss histogram shows the number of predictions (y-axis) incurring the loss (x-axis) in a certain bin. The blue line depicts the average loss.



7.3. Weather prediction via Aggregating Algorithm. The preceding discussions suggest that aggregation, weighting profile and utility are essentially different facets of the same object. We earlier asked, how does the type of aggregation change the behavior of the Aggregating Algorithm? The proposed interpretations as weighting profile and utility lead us to the following three hypothesis, which we substantiate by a real-world data prediction experiment.

H-(a) Convex additive generators express the aversion towards extreme losses.

TABLE 2. Weather data collections from the DWD (German Weather Agency).

Place	File
Zugspitze	tageswerte_KL_05792_19000801_20221231_hist.zip
Potsdam	tageswerte_KL_03987_18930101_20231231_hist.zip
Putbus	tageswerte_KL_04024_18530701_20231231_hist.zip
Weissenburg-Emetzheim	tageswerte_KL_05440_18790101_20231231_hist.zip

Place	Days with Missing Values	Final Number of Days (Train/Test)
Zugspitze	15	8386 (6708/1678)
Potsdam	7	8759 (7007/1752)
Putbus	431	8323 (6658/1665)
Weissenburg-Emetzheim	22	8744 (6995/1749)

TABLE 3. Definition of weather classes.

	Precipitation $\leq 2mm$	Precipitation $> 2mm$
Sunshine Hours $> 4h$	sunny	unsettled
Sunshine Hours $\leq 4h$	cloudy	rainy/snowy

H-(b) Concave additive generators express the risk-loving behavior in terms of accepting extreme losses, but seeking for the “perfect” predictor.

H-(c) Focal aggregation expresses aversion towards extreme losses.

We provide the log-loss profile of several applications of the AA-QS for different aggregations on a sequential weather classification task. We use the Aggregating Algorithm to aggregate probabilistic predictions of 9 simple classification algorithms.

In more detail, we run a tabular classification task on weather data collections. The data is curated and provided by the DWD (German Weather Agency). The data collections are publicly available at https://opendata.dwd.de/climate_environment/CDC/observations_germany/climate/daily/kl/historical/. For the file names see Table 2. Note that the files are constantly updated, hence the file names potentially change. The file names are of the format `tageswerte_KL_[location identifier]_[start date]_[end date]_hist.zip`. Each collection provides daily measurements of weather-related attributes for one place. In every collection we deleted days with missing values. For statistic of the data collections see Table 2.

Based on daily average air pressure, average temperature, average relative humidity, maximum temperature, minimum temperature and date we train 9 classifiers to distinguish between four classes of weather: cloudy, rainy/snowy, sunny and unsettled, which are defined according to Table 3. We use the first (in chronological order) 80% of the data points as

training set for the following classifiers provided by the `scikit learn` package: logistic regression (LR), gaussian naive bayes (NB), support vector machine (SVC), linear model with stochastic gradient descent (SGD), decision tree (DT), k -nearest neighbors (KNN), random forest (RF), bagging on decision trees (BAGGING), gradient boosting on decision trees (GB).

Then, we run the classifiers on the remaining 20% of the data. We apply the Aggregating Algorithm for quasi-sums with the log-loss.¹⁰ We use different aggregations in the Aggregating Algorithm as specified in Table 1. We observed that the learning rate did not have a big impact on the loss histograms in our experiment. So slightly arbitrarily, we chose $\eta = 1$ for sum and focal aggregation, we chose $\eta = 2$ for $L_{0.5}$, $\eta = 0.001$ for L_{10} and $\eta = 0.5$ for L_2 . We remark that the chosen learning rates (or the aggregations) don't necessarily guarantee that (f, η) -mixability with respect to the aggregation holds for the log-loss function. However, Theorem 6.3 still applies for all aggregations.

The code was run on MacBook Pro with Intel Core i9. However, the experiments only required a fraction of the compute power. We used Python 3.10.2, `scikit learn` 1.4.0, `pandas` 1.4.1, `numpy` 1.22.2, `matplotlib` 3.5.1.

For the loss histograms we used automatic binning on the interval 0.0 to 3.4. Higher values, which turned out to be `np.inf`, were cut off. For this reason, we introduced the ∞ -bars in the plots where necessary. See Section A for more experiments.

Table 1 summarizes our findings for the data collection from the Zugspitze. See Appendix A for further experiments. The loss histograms particularly reveal the difference between convex and concave utility function. Concave utility functions (i.e., $L_{0.5}$ and Sum) lead to a high number of predictions with extremely small loss values, with the downside that some predictions incur a high loss. Convex utility functions (i.e., L_2 and Sum) damp the tails of high losses, i.e., only few predictions with high losses are made. On the other hand, there are many predictions made incurring small but suboptimal loss. In this realm, L_{10} is the most extreme example in which many sub-optimal predictions are made, but the tails are banned. The focal aggregation leads to behavior largely similar to the one induced by L_2 -aggregation. All three hypothesis about the change of prediction given a certain aggregation can be substantiated in this explorative study. An exhaustive experimental study would be required to provide more conclusive statements.

8. CONCLUSION

In this paper, we put forward a general, axiomatic approach to loss aggregation in online learning. Analogous to the development in offline learning, but differently motivated, we show that a set of reasonable aggregations in online learning is characterized by the set of quasi-sums. It turns out that the AA can be adapted to deal with those general aggregations. Not only can we transfer the nice theoretical properties of the AA to its modified variant,

¹⁰Note that the classifiers have not necessarily been trained using the log-loss function. This “mismatch” in classification tasks does not diminish the performance of the Aggregating Algorithm. However, it does allow for further optimization of the entire classification pipeline.

we also provide experimental evidence that the choice of general aggregation determines the extreme-loss seeking or extreme-loss averse behavior of the AA. Hence, we span up a new dimension of choice, for which we think that the modified AA is just a starting point. We believe that similar modifications can be provided for other online learning algorithms such as weighted majority algorithm [Littlestone and Warmuth, 1994].

8.1. Broader impact and position statement. The generality of the learning under expert advice setting allows for the deployment of the adapted Aggregating Algorithm in a variety of settings, which do not exclude any malicious nor benevolent use. Note that the type of aggregation creates another choice parameter which, depending on the deployment context, might call for a participatory, democratic approach to the determination of the used quasi-sum. This contextualization requires further studies. We are convinced that our socialization has shaped our method and approach to research. We might have been ignorant to aspects of our work which against other socio-cultural backgrounds might miss or need reframing.

9. ACKNOWLEDGEMENTS

The authors appreciate and thank the International Max Planck Research School for Intelligent System (IMPRS-IS) for supporting Rabanus Derr. Part of this project was conducted when Rabanus Derr was visiting Aaron Roth at the University of Pennsylvania. The stay was supported by a fellowship of the German Academic Exchange Service (DAAD). This work was funded in part by the Deutsche Forschungsgemeinschaft (DFG, German Research Foundation) under Germany’s Excellence Strategy — EXC number 2064/1 — Project number 390727645; it was also supported by the German Federal Ministry of Education and Research (BMBF): Tübingen AI Center.

REFERENCES

- Jean Aczél. Sur les opérations définies pour nombres réels. *Bulletin de la Société Mathématique de France*, 76:59–64, 1948.
- Jean Aczél. A solution of some problems of K. Borsuk and L. Jánossy. *Acta physica*, 4: 351–362, 1955.
- Joseph Aczél. *A short course on functional equations: based upon recent applications to the social and behavioral sciences*, volume 3. Springer Science & Business Media, 2012.
- Armando J. Cabrera Pacheco and Robert C. Williamson. The geometry of mixability. *Transactions on Machine Learning Research*, 2023.
- Nicolo Cesa-Bianchi and Gábor Lugosi. *Prediction, learning, and games*. Cambridge university press, 2006.
- Robert Craigen and Zsolt Páles. The associativity equation revisited. *aequationes mathematicae*, 37:306–312, 1989.
- Christian Fröhlich and Robert C. Williamson. Risk measures and upper probabilities: Coherence and stratification. *Journal of Machine Learning Research*, 25:1–99, 2024.

- Richard J. Gardner and Markus Kiderlen. Operations between functions. *Communications in Analysis and Geometry*, 26(4):787–855, 2018.
- Michel Grabisch, Jean-Luc Marichal, Radko Mesiar, and Endre Pap. *Aggregation functions*, volume 127. Cambridge University Press, 2009.
- Nika Haghtalab, Michael Jordan, and Eric Zhao. On-demand sampling: Learning optimally from multiple distributions. *Advances in Neural Information Processing Systems*, 35: 406–419, 2022.
- Laura Iacovissi, Nan Lu, and Robert C. Williamson. A general framework for learning under corruption: Label noise, attribute noise, and beyond. *arXiv preprint arXiv:2307.08643*, 2023.
- Andreï Nikolaevich Kolmogorov and Guido Castelnuovo. *Sur la notion de la moyenne*. G. Bardi, tip. della R. Accad. dei Lincei, 1930.
- Tsung-Yi Lin, Priya Goyal, Ross Girshick, Kaiming He, and Piotr Dollár. Focal loss for dense object detection. In *Proceedings of the IEEE international conference on computer vision*, pages 2980–2988, 2017.
- Nick Littlestone and Manfred K. Warmuth. The weighted majority algorithm. *Information and computation*, 108(2):212–261, 1994.
- Mitio Nagumo. Über eine Klasse der Mittelwerte. In *Japanese journal of mathematics: transactions and abstracts*, volume 7, pages 71–79. The Mathematical Society of Japan, 1930.
- Eric Neyman and Tim Roughgarden. From proper scoring rules to max-min optimal forecast aggregation. *Operations Research*, 2023.
- Hamed Rahimian and Sanjay Mehrotra. Distributionally robust optimization: A review. *arXiv preprint arXiv:1908.05659*, 2019.
- Vladimir Vovk. Aggregating strategies. In *Proceedings of 3rd Annu. Workshop on Comput. Learning Theory*, pages 371–383, 1990.
- Vladimir Vovk. A game of prediction with expert advice. In *Proceedings of the 8th annual conference on Computational learning theory*, pages 51–60, 1995.
- Vladimir Vovk. The fundamental nature of the log loss function. *Fields of logic and computation II: Essays dedicated To Yuri Gurevich on the Occasion of His 75th Birthday*, pages 307–318, 2015.
- Volodya Vovk. Competitive on-line statistics. *International Statistical Review*, 69(2):213–248, 2001.
- Robert C. Williamson and Zac Cranko. The geometry and calculus of losses. *Journal of Machine Learning Research*, 24(342):1–72, 2023.
- Robert C. Williamson and Aditya Menon. Fairness risk measures. In *International conference on machine learning*, pages 6786–6797. PMLR, 2019.
- Robert L. Winkler and Allan H. Murphy. Nonlinear utility and the probability score. *Journal of Applied Meteorology and Climatology*, 9(1):143–148, 1970.

APPENDIX A. MORE EXPERIMENTS

The following tables provide more examples of the same experiment as described in Section 7.3. Note that in some of the experiments we observed ∞ -losses due to numerical instabilities close to 0.

TABLE 4. Aggregations, their corresponding utility function and loss histograms for the AA-QS on the weather data collection from Potsdam. The blue line depicts the average loss excluding ∞ -losses.

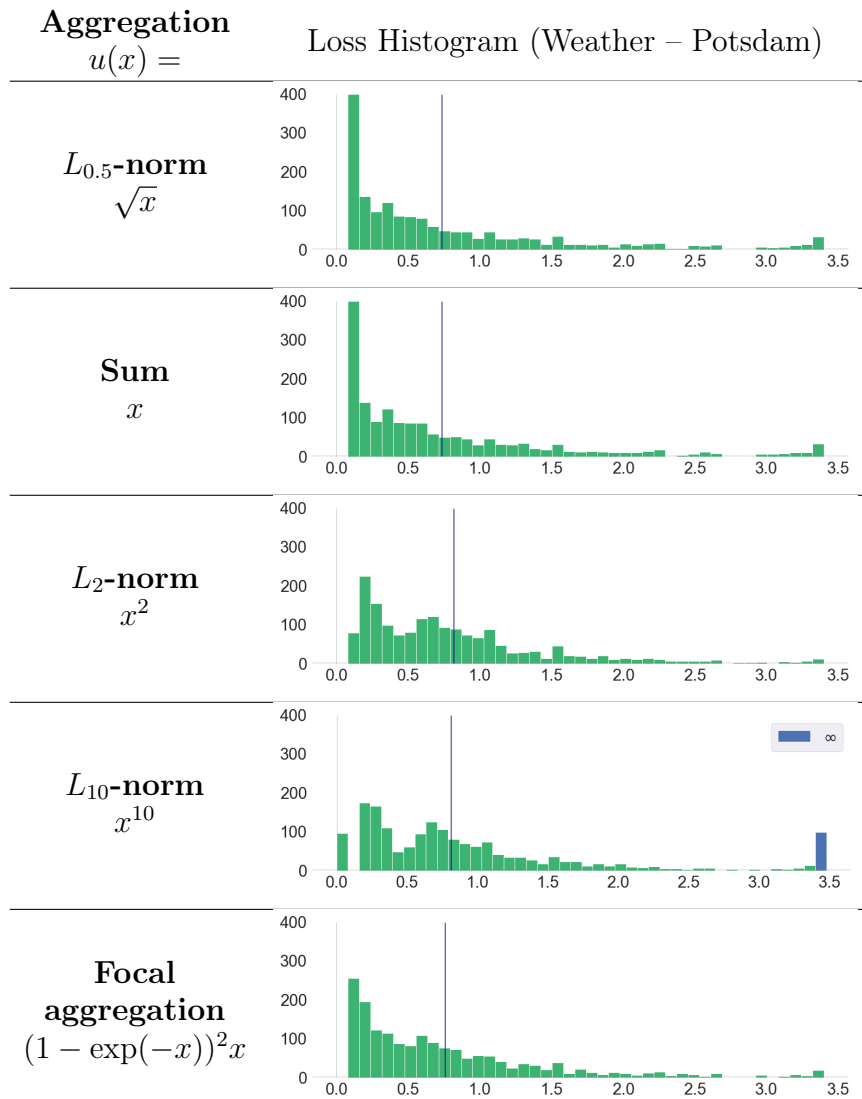


TABLE 5. Aggregations, their corresponding utility function and loss histograms for the AA-QS on the weather data collection from Putbus. The blue line depicts the average loss excluding ∞ -losses.

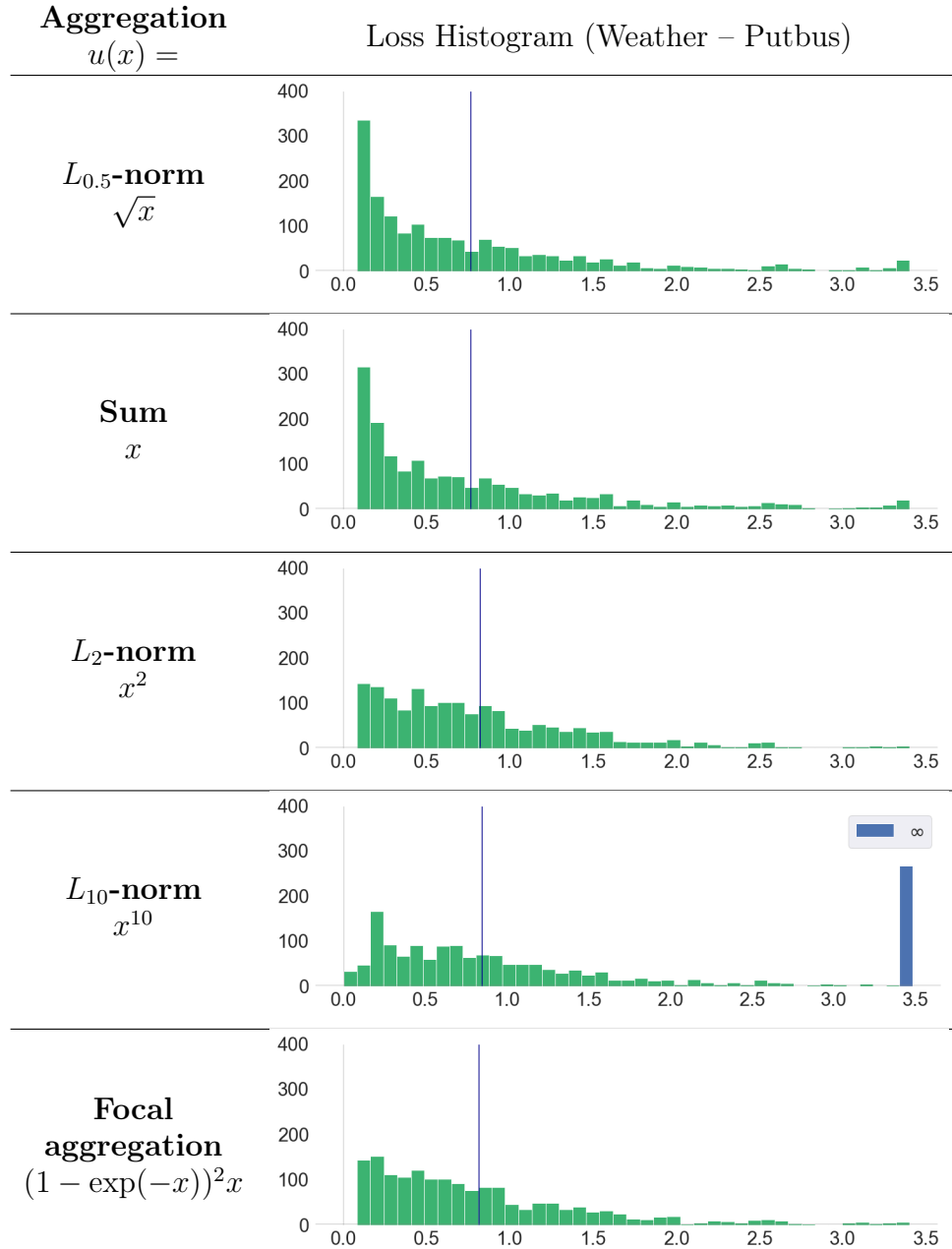


TABLE 6. Aggregations, their corresponding utility function and loss histogram for the AA-QS on the weather data collection from Weissenburg-Emetzheim. The blue line depicts the average loss excluding ∞ -losses.

