

Convergence Properties of the Asynchronous Maximum Model

Australian National University

John Larkin

Tuesday 4 June 2024

Abstract

Let $G = (V, E)$ be a connected directed graph on n vertices. Assign values from the set $\{1, 2, \dots, n\}$ to the vertices of G and update the values according to the following rule: uniformly at random choose a vertex and update its value to the maximum of the values in its neighbourhood. The value at this vertex can potentially decrease. This random process is called the asynchronous maximum model. Repeating this process we show that for a strongly connected directed graph eventually all vertices have the same value and the model is said to have *converged*. In the undirected case the expected convergence time is shown to be asymptotically (as $n \rightarrow \infty$) in $\Omega(n \log n)$ and $\mathcal{O}(n^2)$ and these bounds are tight. We further characterise the convergence time in $\mathcal{O}(\frac{n}{\phi} \log n)$ where ϕ is the vertex expansion of G . This provides a better upper bound for a large class of graphs. Further, we show the number of rounds until convergence is in $\mathcal{O}((\frac{n}{\phi} \log n)g(n))$ with high probability, where $g(n)$ satisfies $\frac{1}{g^2(n)} \rightarrow 0$ as $n \rightarrow \infty$.

For a strongly connected directed graph the convergence time is shown to be in $\mathcal{O}(nb^2 + \frac{n}{\phi} \log n)$ where b is a parameter measuring directed cycle length and ϕ' is a parameter measuring vertex expansion.

Acknowledgements

I would like to express a sincere thanks to my supervisor Dr. Ahad N. Zehmakan. I am thankful for the ideas, expertise and direction he has provided for this project. I am appreciative of his additions to the introduction section of the paper. I am grateful for his knowledge and guidance throughout this project, which has helped me to grow in my enjoyment of research.

Contents

| | | |
|----------|---|-----------|
| 1 | Introduction | 6 |
| 1.1 | Summary of Results | 9 |
| 2 | Preliminaries | 10 |
| 2.1 | Notation | 10 |
| 2.2 | Valuations | 11 |
| 2.3 | Maximal SCC | 12 |
| 2.4 | Iterative Graph Model | 13 |
| 2.5 | Markov Chain of Possibilities | 13 |
| 2.6 | Period | 14 |
| 2.7 | Convergence | 14 |
| 2.8 | Inequalities with Expectations | 15 |
| 2.9 | Vertex Expansion | 16 |
| 2.10 | Asynchronous Maximum Model | 16 |
| 3 | Undirected Graphs | 18 |
| 3.1 | Period | 18 |
| 3.2 | Convergence | 20 |
| 3.2.1 | Potential Function | 21 |
| 3.2.2 | Bounds on Convergence Time | 22 |
| 3.2.3 | Tightness of Bounds | 24 |
| 3.2.4 | Bounds in Terms of Vertex Expansion | 25 |
| 3.2.5 | Concentration of Convergence | 28 |
| 4 | Strongly Connected Graphs | 31 |
| 4.1 | Period | 31 |
| 4.2 | Convergence | 33 |
| 4.2.1 | Potential Function | 33 |
| 4.2.2 | Phase 1: Strong Cycle | 34 |
| 4.2.3 | Phase 2: Strong Cycle Set | 38 |
| 5 | Conclusion | 41 |
| 5.1 | Future Research | 41 |
| 6 | Appendix | 46 |
| 6.1 | Valuations | 46 |
| 6.2 | Inequalities | 50 |
| 6.2.1 | Harmonic Number | 50 |
| 6.2.2 | Vertex Boundaries Proof | 51 |

| | | |
|-----|------------------------------|----|
| 6.3 | Boundaries Proof | 52 |
| 6.4 | Coupling Procedure | 54 |
| 6.5 | Large Figures | 55 |

Chapter 1

Introduction

Interactions between entities are ubiquitous in the modern world. Consider a social network; the entities are people and the interaction is whether they are friends or not. A virus spreading; the entities are again people and the interaction is whether they have spent time together or not. Fire propagation; the entities are areas likely to burn and the interaction is some method whereby fire can spread between them.

From a mathematical perspective, cf. [Wol18; Adl91; Zeh19], it is natural to abstractly model this in the form of a graph G which consists of vertices (entities) and edges (interactions between them). The advantage is now we can in some sense ‘forget’ about the underlying model, whether it is a social network, virus or fire, and just consider the abstract graph. Then results for one model can generalise to others.

To model various process such as opinion formation, information spreading, fire propagation, and virus transmission, one needs to define a state for each agent/vertex. This state can then update as a result of interaction with the connections and by following a certain deterministic or stochastic updating rule. For example, consider coloring the vertices of a graph either blue or white. Then, an update consists of each vertex changing its current colour to the colour most common in its neighbourhood and keeping its colour in the case of a tie. This is called the *Majority Model* [Pel02; GZ18] and could be interpreted as people (vertices) having certain beliefs (blue or white) which change according to the most popular belief out of all their friends (neighbours in the graph). One may study this model on certain classes of graphs and indeed this has been done in the case of undirected cycles C_n [Zeh23] and Erdős–Rényi random graphs $\mathcal{G}_{n,p}$ [Zeh18]. For $\mathcal{G}_{n,p}$, it was shown if the vertices are colored blue independently with probability $p_b \leq \frac{1}{2} - \omega(\frac{1}{\sqrt{np}})$ where $(1 + \varepsilon)\frac{\log n}{n} \leq p$ the majority model becomes fully red almost asymptotically surely (i.e., with a probability tending to 1). This is an example of a threshold behaviour where if the initial density of blue nodes in the graph is slightly less than $\frac{1}{2}$ the process becomes fully red. Importantly, the conversion of the problem to a graph-theoretic setting allows for rigorous mathematical analysis and the statement of such results.

Several other extensions of the Majority Model have been considered such as in a noisy setup [Bal+10], with biased tie-breaking rule [GZ21], the presence of random edges [OZ21], and with different threshold values [DR09].

Further questions can also be studied. For example what is the minimum set of vertices you need to colour blue so that the entire graph almost surely becomes all blue? [Zeh18] This corresponds to the people in the community you should persuade if you want your opinion to spread. In terms of fire propagation; what is the optimal

location for a firebreak to prevent the spread of wildfire? The answer to this was shown in general to be NP-Hard to compute, so its difficulty can be quantified.[Dem21].

The models presented so far can be broadly classified into the field of Agent-based modelling. This area of research is used in but not limited to the study of social sciences, biology, environmental sciences, business and networks. The purpose of an agent based model is generally to try and capture the large-scale behaviour of a system when potentially only small scale interactions are known. [Hus11].

One could create an Agent-based model in order to study the formation and change of individual opinions in the real-world. With some assumptions the problem can be translated into a mathematical context which can be precisely studied. The Majority Model is one such example. Although the formation of one's opinion is more complex than choosing the most popular opinion out of their friends, the simplification allows for rigorous mathematical analysis.

This paper will focus on one particular dynamic graph model; the asynchronous maximum model. Here, each vertex is given some initial value, for example an integer between 1 and n . Then some vertex is chosen uniformly at random and its value is updated to be the maximum of its neighbours. Crucially, the chosen vertex *only* considers the values of its neighbours, so potentially its own value could decrease. The term asynchronous arises since the vertices update one at a time.

Arguably, the following two questions are the most well-studied questions about various dynamic graph process, which model real-world applications, cf. [GT83; FKW13; NG20].

1. (Period) Does the process ever terminate or reach a stable cycle of states? If so how many states are in the cycle?
2. (Convergence) How many rounds on average does it take to reach stability?

The study of the period and convergence time for a strongly connected directed graph G forms a large part of this paper. In the case where G is undirected we can provide bounds on the convergence time and constructions that achieve these bounds. Although there is no immediate translation of this problem to a scenario in the real world it does not make the study of such a process redundant. Rather we hope the theoretical understanding and proof techniques gained could potentially be applied to other interesting problems.

We briefly introduce some of the proof techniques used. Many of the arguments rely on the observation that if you have two geometrically distributed random variables X, Y with success probabilities p and q with $p > q$, then $\mathbb{E}[X] \leq \mathbb{E}[Y]$. In fact, we generally use this argument when Y is a geometric distribution and X is some process where the probability of success changes but is always greater than or equal to q .

Observe that there are at most n^n ways to assign values from the set $\{1, 2, \dots, n\}$ to a graph G on n vertices. One can create a graph \mathcal{G} where every vertex is one of these n^n valuations and draw a directed edge from G_1 to G_2 when there is a non-zero probability of G_1 updating to G_2 under the asynchronous maximum model. This is called the Markov Chain of Possibilities for G . A walk in this graph corresponds to a sequence of updates in the asynchronous maximum model. Further, the Markov Chain can be partitioned into maximal strongly connected components. There are

certain maximal strongly connected components that act as ‘sinks’ in the Markov Chain and as the number of rounds increases we almost surely become trapped in a sink. The largest sink is the period of the process and the convergence time is the expected number of rounds (in the worst case) taken to reach a sink.

In this way the problems of period and convergence can be studied by analysing the Markov Chain of Possibilities. Another crucial observation (in the undirected case) is that once an edge in G exists with the current maximum value in the graph on both vertices it can never be removed by any update. This provides a measure to determine how many rounds until convergence, we can instead examine how many rounds until every vertex in the graph is part of one of these edges.

These techniques allow us to provide bounds on the expected number of rounds until the process converges and also the type of graphs that the model converges to.

1.1 Summary of Results

In Chapter 2 we define the notation of a valuation, a functions assigning numbers to vertices of $G = (V, E)$. We define k -boundaries for a set $S \subseteq V$ which formalises the notion of a breadth first search from S . We then define an iterative graph model which generalises the notion of updating values on the vertices of G . By considering all possible valuations and the probability to transition between them we obtain a Markov chain. This leads to the definition of period of convergence for *any* iterative graph model. Then we introduce the asynchronous maximum model. The convergence time results are summarised in Table 1.1.

In Chapter 3 we analyse the period and convergence on the more simple (for this problem) class of undirected graphs. The period of the process is shown to be 1 while the convergence time $\mathcal{T}(G)$ is bounded between $\Omega(n \log n)$ and $\mathcal{O}(n^2)$ for any undirected graph G . Further we provide the bound of $\mathcal{O}(\frac{n}{\phi} \log n)$ where ϕ is the vertex expansion of G , potentially giving a much better upper bound than $\mathcal{O}(n^2)$ for a large class of graphs with good expansion properties. Further, we show that the convergence time is concentrated around $\mathcal{O}(\frac{n}{\phi} \log n)$ in the sense that with high probability the model will converge in $\mathcal{O}(g(n)\frac{n}{\phi} \log n)$ where $g(n)$ is any function with the property that $\frac{1}{g^2(n)} \rightarrow 0$ as $n \rightarrow \infty$. Therefore, almost all undirected graphs on n vertices will converge in $\mathcal{O}(g(n)\frac{n}{\phi} \log n)$ rounds.

In Chapter 4 we generalise to strongly connected directed graphs and provide period and convergence time theorems. The period is shown to be 1. The convergence time is in $\mathcal{O}(nb^2 + \frac{n}{\phi'} \log n)$ where b is a parameter relating to cycle length in G and ϕ' relates to the vertex expansion.

| Convergence Time $\mathcal{T}(G)$ | Graph Type | Reference |
|--|--|-----------|
| $\Omega(n \log n)$ | Undirected | 3.2.2 |
| $\mathcal{O}(n^2)$ | Undirected | 3.2.2 |
| $\Theta(n \log n)$ | Undirected K_n | 3.2.3 |
| $\Theta(n^2)$ | Undirected P_n | 3.2.4 |
| $\mathcal{O}(\frac{n}{\phi} \log n)$ | Undirected, $\phi =$ vertex expansion | 3.2.6 |
| $\mathcal{O}(nb^2 + \frac{n}{\phi'} \log n)$ | Strongly connected. Parameters: b, ϕ' | 4.2.5 |

Table 1.1: Convergence Time $\mathcal{T}(G)$ Summary

Chapter 2

Preliminaries

For completeness we define a directed graph. We assume the reader is familiar with concepts such as a directed graphs, walks and (strong and weakly) connected. All asymptotics hold with respect to $n \rightarrow \infty$.

Definition 2.0.1. (Directed and Undirected Graph) A directed graph is a pair $G = (V, E)$ of sets where $E \subseteq V \times V$. Elements of the set V are called vertices (or nodes) and elements of the set E are called edges. The edges are ordered pairs from $V \times V$. A graph is *undirected* if $(u, v) \in E$ whenever $(v, u) \in E$. A graph is *simple* if $(v, v) \notin E$ for all $v \in V$. [Die10]

Please note when writing $G = (V, E)$ (or simply G) in this paper, we will **always** be referring to a simple and weakly connected graph on $|V| = n$ vertices. However not all graphs we consider are simple and weakly connected on n vertices. For example the Markov Chain of Possibilities \mathcal{G} (which is derived from G) will often not be simple or weakly connected and will have n^n vertices. We always use the simple font for G while the fancy font for the Markov Chain \mathcal{G} .

2.1 Notation

Below we introduce some important notation which will be used throughout the paper.

- $G = (V, E)$ denotes a simple (directed) graph with vertex set V and edge set E . $(v_1, v_2) \in E$ denotes a directed edge from v_1 to v_2 . Alternatively we write $v_1 \sim v_2$ to mean there is a directed edge from v_1 to v_2 .
- Let $V' \subseteq V$ be a subset of the vertices of a graph G . The graph induced on vertex set V' is denoted by $G[V'] = (V', E')$ where $E' = \{(u, v) \in E \mid \text{both } u, v \in V'\}$.
- K_n denotes the (undirected) complete graph on n vertices.
- C_n is a directed cycle on n vertices.
- P_n is the undirected path graph on n vertices.
- For a graph $G = (V, E)$ and $u, v \in V$. Write $u \sim v$ to mean u is adjacent to v . That is $(u, v) \in E$ is an edge in G .
- \mathbb{N} is the set of natural numbers. i.e $\mathbb{N} = \{1, 2, 3, \dots\}$

- $[n] = \{1, 2, \dots, n\}$ denotes the set of the first n natural numbers. $[f]$ denotes an equivalence class of functions. It is clear from context whether a number or a function is being discussed.
- \sqcup denotes a union of disjoint sets.
- \log denotes the natural logarithm.

2.2 Valuations

We introduce the notion of a valuation. This captures the idea of assigning values such as integers to the vertices of a graph and having these integers change according to some predefined rule.

Definition 2.2.1. (Valuation) Let $G = (V, E)$ be a graph (directed or undirected) with vertex set V and edge set E . Fix $t \in \mathbb{Z}$ such that $t \geq 0$. A *valuation* of the graph G is a function $f_t : V \rightarrow [n]$. That is for each vertex v in the graph, we assign to it an element in the set $[n]$.

We remark that f_t can only take values in $[n]$. This definition seems somewhat restrictive. For example we could allow $f_t : V \rightarrow \mathbb{R}$. However one can show that for the asynchronous maximum model we do not lose any generality when the image of the valuation function is $[n]$. For further analysis on this topic please see Appendix 6.1.

Definition 2.2.2. (Constant Valuation) The valuation $f_{con} : V \rightarrow [n]$ is called a constant valuation if for all $v \in V$,

$$f_{con}(v) = k$$

for some $k \in [n]$.

Example 2.2.1. Consider $G = K_n$, the complete graph on n vertices. The function $f_t(v) = 1$ for all $v \in V$ is a constant valuation. That is every vertex is assigned the integer 1.

A valuation f_t does not necessarily depend on t . The use of the variable t is meant to suggest that the valuation can change with time according to some predefined rule. We will introduce and study one such rule later which will define the asynchronous maximum model.

Notation 2.2.1. (G, f) denotes graph G with valuation f .

Definition 2.2.3. Let G be a graph. The *valuation family* of G is the set of all valuations of G and is denoted by

$$\mathcal{F}_G = \{f \mid f : V \rightarrow [n] \text{ is a valuation} \}$$

When the graph is clear from context, $\mathcal{F}_G = \mathcal{F}$.

Note the family \mathcal{F} is finite since there are at most n^n functions from $V \rightarrow [n]$.

Definition 2.2.4. (Boundary of S) Let G be a graph and $S \subseteq V$ be non-empty. Define

$$\Gamma(S) = \{v \in V \mid u \in S, v \notin S \text{ and } u \sim v\}$$

we call $\Gamma(S)$ the boundary of S . It is the set of neighbours of elements in S that are themselves not in S .

If the graph is strongly connected then we can extend the above definition to partition it into these boundary components.

Definition 2.2.5. (k -boundaries of S) Let G be a graph and $S \subseteq V$ be non-empty. For $k \in \mathbb{Z}, k \geq 0$ define

$$\Gamma^k(S) = \begin{cases} S & \text{if } k = 0 \\ \Gamma(S) & \text{if } k = 1 \\ \Gamma(\Gamma^{k-1}(S)) \setminus \Gamma^{k-2}(S) & \text{if } k \geq 2 \end{cases}$$

Notation 2.2.2. If the graph $G = (V, E)$ is not clear from context, then for $\emptyset \subsetneq S \subseteq V$, $\Gamma_G^k(S)$ denotes the k -boundary of S with respect to G and S .

Informally, $\Gamma^k(S)$ are all vertices that can be reached from S in a walk of length k but not in a walk of length less than k . For $v \in V$, with a slight abuse of notation, $\Gamma(v) = \{u \in V \mid (v, u) \in E \text{ and } u \neq v\}$ will be called the **out-neighbours** of v . The k -boundaries partition the graph into disjoint sets. Please see Figures 3.1 and 4.1 for an example of graphs partitioned into k -boundaries.

Definition 2.2.6. (Strongly Connected) Let G be a graph. G is strongly connected if for any two vertices $u, v \in V$ there exists a walk from u to v .

Lemma 2.2.1. Let G be a strongly connected directed graph. Let $\emptyset \subsetneq S \subseteq V$. There exists a $N \in \mathbb{N} \cup \{0\}$ such that

$$V = \bigsqcup_{k=0}^N \Gamma^k(S)$$

where $\Gamma^k(S) \neq \emptyset$ for all $0 \leq k \leq N$ and $\Gamma^k(S) = \emptyset$ for all $k > N$. That is the k -boundaries of S partition the set V into exactly $N + 1$ disjoint subsets.

We require G to be strongly connected since otherwise there could exist some vertices which cannot be reached by a walk from S .

Proof. Please see Section 6.3 in the Appendix. □

2.3 Maximal SCC

Given a directed graph there is a natural way to partition the vertices into disjoint sets, called the Maximal Strongly Connected Components (SCC).

Definition 2.3.1. (Maximal Strongly Connected Component) Let $U \subseteq V$ be a subset of the vertices. $G[U]$ is a maximal strongly connected component if $G[U]$ is a strongly connected graph and for all $v \in V \setminus U$, $G[U \cup \{v\}]$ is not strongly connected.

Given a directed graph we can partition its vertex set into maximal strongly connected components. The advantage is now each component can be analysed separately, which may be easier to do since the graph is strongly connected. For an example of such a partition please see Figure 2.1 where every box surrounds a maximal strongly connected component.

2.4 Iterative Graph Model

Definition 2.4.1. (Iterative Graph Model) Let G be a graph and \mathcal{F} the valuation family of G . For all $f, g \in \mathcal{F}$ assign a probability $p_{(f,g)} \in [0, 1]$ of f transitioning to g . Further, for all $f \in \mathcal{F}$, we have $\sum_{g \in \mathcal{F}} p_{(f,g)} = 1$. This assignment of probabilities is called an iterative graph model.

The above definition captures that valuations f are updated to other valuations g according to some probability distribution (which depends on f). In practice when defining an iterative graph model we will usually not assign a specific numerical value to every possible transition f to g . Instead we can define how to update every valuation f where potentially the update includes some ‘randomness’. The asynchronous maximum model and the majority model (where colors are in correspondence with numbers) are both examples of iterative graph models. The former includes randomness while the latter does not.

2.5 Markov Chain of Possibilities

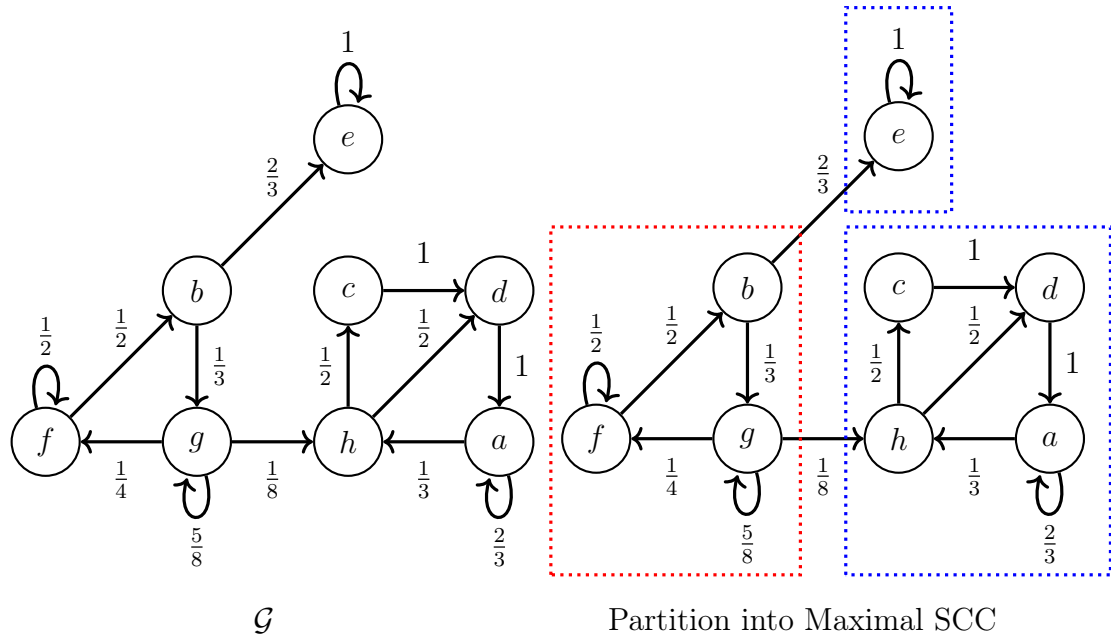
Fix a graph G and let $\mathcal{V} = \mathcal{F}$ denote the valuation family of G . We now define a directed graph $\mathcal{G} = (\mathcal{V}, \mathcal{E})$. Let $(f, g) \in \mathcal{E}$ if there exists a non-zero probability that f will update to g in the iterative graph model. (f, g) means there is a directed edge from f to g . Under this definition self-loops are allowed, so there could be a non-zero probability that a valuation f transitions to itself.

Definition 2.5.1. Let G be a graph and \mathcal{G} be given as above. By the definition of an iterative graph model, for every $(f, g) \in \mathcal{E}$ there is a associated non-zero probability of transitioning from f to g . The *Markov Chain of Possibilities* is \mathcal{G} with this assignment of probabilities to the edges.

Please refer to Figure 2.1. This is a Markov Chain of Possibilities for some iterative graph model. Every vertex is a valuation and every edge represents some non-zero probability of transitioning from one valuation to another.

Definition 2.5.2. (Absorbing Components) Let \mathcal{G} be a Markov chain of possibilities. Partition \mathcal{G} into the maximal strongly connected components. The absorbing components are the strongly connected components that have no directed edges leaving them.

In Figure 2.1 the absorbing components are boxed in blue. Consider starting at any vertex in \mathcal{G} . Since the Markov chain is finite, if we transition between vertices in \mathcal{G} according to the probabilities given by the directed edges, then the probability of being in an absorbing state tends to 1 as the number of transitions increases. Therefore the asynchronous maximum model will eventually reach one of these absorbing states and never leave it.

Figure 2.1: Markov Chain \mathcal{G} and the partition into Maximal SCC

With regards to the asynchronous maximum model, an update can be regarded as transitioning between vertices of \mathcal{G} and the probability of this update is given by the associated probability on the directed edge. Now we can define both the period and convergence time of this process.

2.6 Period

Definition 2.6.1. (Period) Let G be a graph equipped with an iterative graph model. The *period* of G is the size of the largest absorbing component in the Markov chain of possibilities \mathcal{G} .

2.7 Convergence

Definition 2.7.1. (Convergence Time of (G, f)) Let $\mathcal{G} = (\mathcal{V}, \mathcal{E})$ denote the Markov chain of possibilities for G . We can choose a valuation $f \in \mathcal{V}$ and consider a random walk on \mathcal{G} starting at f . The transition probabilities in the random walk are the probabilities assigned to the edges in \mathcal{E} . During the random walk a transition along an edge will be called an **iteration** or **round** or **update**. Let Y_f be the random variable denoting the number of transitions in the random walk starting at f until a valuation in an absorbing component is reached.

The convergence time of (G, f) is defined as

$$T(G, f) := \mathbb{E}[Y_f].$$

We are interested in the expected number of rounds in the worst case, which motivates the following definition.

Definition 2.7.2. (Convergence Time of G) The convergence time of G is given by

$$\mathcal{T}(G) := \max_{f \in [\mathcal{F}]} T(G, f)$$

We take the maximum expected number of rounds until an absorbing component is reached over all possible valuations f of G .

2.8 Inequalities with Expectations

Theorem 2.8.1. (*Stochastically Dominated*) Let X, X' be random variables and $u : \mathbb{R} \rightarrow \mathbb{R}$ a non-decreasing function. Suppose that for all $x \in \mathbb{R}$,

$$\mathbb{P}(X' \leq x) \leq \mathbb{P}(X \leq x)$$

then it follows

$$\mathbb{E}[u(X)] \leq \mathbb{E}[u(X')]$$

and we say X' is stochastically dominated by X or that X stochastically dominates X' . [RGr95]

Theorem 2.8.2. Let Q_j for $j \geq 1$ be a Bernoulli random variable with success probability $q \neq 1$. That is

$$Q_j = \begin{cases} 1 & \text{with probability } q \\ 0 & \text{with probability } 1 - q \end{cases}$$

Suppose that for all $j \geq 1$, $q \leq p_j \leq 1$. Let P_j for $j \geq 1$ be a random variable defined by

$$P_j = \begin{cases} 1 & \text{with probability } p_j \\ 0 & \text{with probability } 1 - p_j \end{cases}$$

Define the following random variables.

$$Q = \min\{j \mid Q_j = 1\}$$

$$P = \min\{j \mid P_j = 1\}$$

Then for all $k \in \mathbb{N}$, $\mathbb{P}(Q \leq k) \leq \mathbb{P}(P \leq k)$. In other words, Q is stochastically dominated by P .

The above Theorem will allow us to make the following argument. Suppose we have a random process (called Process 1) composed of rounds where in each round there is a success or failure. For Process 1 the probability of success in each round is q . These are modelled by Q_j in the theorem where $Q_j = 1$ is a success. Suppose we have another random process (called Process 2) where the success in round j is $p_j \geq q$. These are modelled by P_j where $P_j = 1$ is a success. Let the random variables Q, P denote the number of rounds until a success for Process 1 and 2 respectively. Intuitively, since $p_j \geq q$ we should expect that $\mathbb{P}(Q \leq k) \leq \mathbb{P}(P \leq k)$. We are more likely to obtain up to k successes in Process 2 than Process 1 since the probability of success in each round is higher for Process 2. This along with Theorem 2.8.1 then gives us that we expect a success in Process 2 *before* a success in Process 1, again aligning with intuition.

Proof. Please see Appendix 6.4. This is a potential proof idea and not a complete proof. The ‘potential proof’ may require more attention to be a complete proof. \square

2.9 Vertex Expansion

Definition 2.9.1. (\tilde{G} : Dual of G) Let $G = (V, E)$ be a directed graph. Define $\tilde{G} = (V, \tilde{E})$ such that

$$\tilde{E} = \{(v, u) \mid (u, v) \in E\}.$$

That is reverse every directed edge in G .

Note that for an undirected graph $G = \tilde{G}$.

Definition 2.9.2. (Outward and Inward vertex expansion of G) Let G be a directed graph and $A \subseteq V$ a non empty subset of the vertices. Define

$$\phi_{out}(G) = \min_{0 < |A| \leq \frac{n}{2}} \frac{|\Gamma_G(A)|}{|A|}.$$

Where the minimum is taken over all possible choices of A . We call $\phi_{out}(G)$ the outward vertex expansion. Similarly define the inward vertex expansion as

$$\phi_{in}(G) := \phi_{out}(\tilde{G})$$

and write $\phi_{out} := \phi_{out}(G)$ and $\phi_{in} = \phi_{in}(G)$ when G is clear from context. For an undirected graph $G = \tilde{G}$ so we have $\phi(G) := \phi_{out} = \phi_{in}$. We write $\phi, \phi_{in}, \phi_{out}$ when the graph G is clear from context. We only write ϕ when discussing an undirected graph.

The quantities ϕ_{out} and ϕ_{in} are measures of how many out (respectively in) neighbours any set $A \subseteq V$ will have in the worst case when A is not too large. For an undirected graph, if the quantity ϕ is large then we expect the graph to be well-connected in some sense. If $\phi = 0$ then the graph is disconnected.

2.10 Asynchronous Maximum Model

Now we introduce the update rule for the asynchronous maximum model for a graph $G = (V, E)$. This is an example of an iterative graph model. Note that we do not explicitly give numerical values for the transition probabilities from f_t to f_{t+1} , however the model implicitly defines them.

Update Rule for the Asynchronous Maximum Model

Let $f_0 : V \rightarrow C$ denote an initial valuation function for a graph G . The valuation function f_t for $t > 0$ is updated according to the following three steps:

1. Choose a vertex $v' \in V$ uniformly at random.
2. Update the valuation function according to the following rule

$$f_t(v) = \begin{cases} \max_{v \sim u} \{f_{t-1}(u)\} & \text{if } v = v' \text{ and } \Gamma(v') \neq \emptyset \\ f_{t-1}(v) & \text{otherwise} \end{cases}$$

3. Repeat steps 1 and 2.

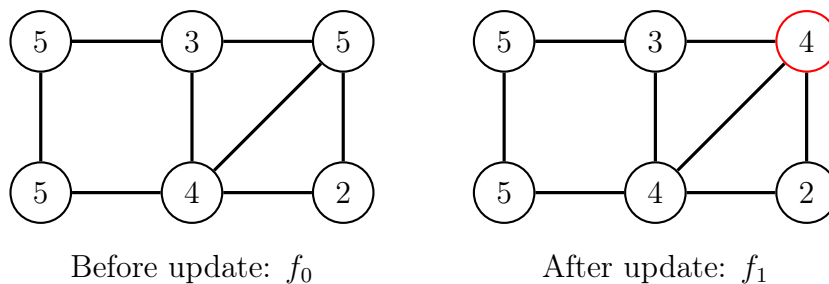


Figure 2.2: The top-right vertex is chosen for update

In words; we first pick a vertex v' uniformly at random and then update its value to the maximum value of its out-neighbours. If the vertex has no out neighbour its value does not change. All other vertices remain unchanged. We call steps 1 and 2 an **iteration** or **round** or **update** (which is consistent with Definition 2.7.1). If the graph is clear from context then we may refer to f_t as the graph with valuation f_t .

Example 2.10.1. Please refer to Figure 2.2. This is an undirected graph with $n = 6$ vertices and initial valuation $f_0 : V \rightarrow [6]$ (left). A vertex is selected uniformly at random which is marked in red. Its value is changed to $\max\{2, 3, 4\}$. After the update the valuation is f_1 (right).

Chapter 3

Undirected Graphs

In this chapter we analyse the convergence time and period of the asynchronous maximum model on an *undirected* connected graph. Firstly, we show that the period of the model is 1. For any G the convergence time is shown to be between $\Omega(n \log n)$ and $\mathcal{O}(n^2)$. Further these bounds are in fact tight for the complete graph K_n and the path graph P_n respectively. Finally we characterise the convergence time in terms of the vertex expansion ϕ and show that the number of rounds until convergence cannot be much larger than the expectation.

3.1 Period

Here we show that the period of the asynchronous maximum model is 1. This means eventually the model reaches some valuation (not necessarily unique) where any update does not change the valuation.

Definition 3.1.1. (Maximum in round t) Let (G, f) be a graph with valuation f . Define

$$M_f = \max\{f(v) | v \in V\}.$$

So M_f is the current maximum value in valuation f . The valuations are indexed according to t , for example f_t , then we may also refer to M_{f_t} as M_t .

The following lemma will show that from any valuation there exists a sequence of vertices that can be chosen to reach a constant valuation. To highlight the argument in the proof we first provide an illustrative example. Please refer to Figure 3.1. This is a graph on $n = 10$ vertices with initial valuation f_0 . Let S be the set of vertices with the maximum value in the graph under f_0 . Now partition the graph into the k -boundaries $S, \Gamma(S)$ and $\Gamma^2(S)$. The vertices we select are the following; in each round choose a vertex from $\Gamma(S)$. Repeat until we have selected all vertices in $\Gamma(S)$. This will result in all vertices in $S \sqcup \Gamma(S)$ having the maximum value. After this, in each round, we choose vertices from $\Gamma^2(S)$. This will result in all vertices from $S \sqcup \Gamma(S) \sqcup \Gamma^2(S)$ having the maximum value. We have reached a constant valuation and are done. This argument is generalised in the following lemma.

Lemma 3.1.1. *Let (G, f) be a graph with valuation $f : V \rightarrow [n]$ and consider the Markov chain of possibilities \mathcal{G} . Then there exists a directed path in the Markov chain from f to f_{con} where f_{con} is some constant valuation.*

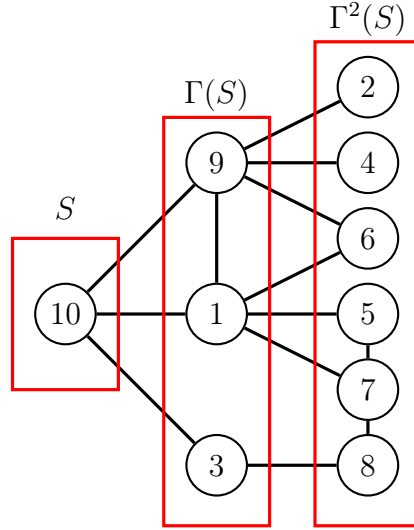


Figure 3.1: Graph Partitioned into k -boundaries

Proof. Let $f_0 = f$. Let

$$S = \{v \in V | f(v) = M_f\}$$

be the set of vertices with maximum value. Further assign $M_0 = M_f$ as the initial maximum value. S is non-empty so we can consider k -boundaries of S .

To show the existence of such a path in the Markov chain it suffices to provide a sequence of vertices that could be chosen by the asynchronous model to reach a constant valuation. We have from Lemma 2.2.1 that there exists a $k \in \mathbb{N} \cup \{0\}$ such that

$$V = S \sqcup \Gamma(S) \sqcup \Gamma^2(S) \sqcup \dots \sqcup \Gamma^k(S) = \bigsqcup_{n=0}^k \Gamma(S)^n$$

The path taken through the Markov chain of possibilities will be the following. Select any $v' \in \Gamma(S)$. For all $u \in V$, $f_0(u) \leq M_0$. Further $f_0(s) = M$ and $s \sim v'$ for $s \in S$. Therefore updating the model on this node produces

$$f_1(v) = \begin{cases} M_0 & \text{if } v = v' \\ f_0(v) & \text{if } v \neq v' \end{cases}$$

The valuation f_0 is identical to f_1 except now we have one more vertex with value M_0 , namely a vertex in $\Gamma(S)$. We can continue in this manner, choosing to update all vertices in $\Gamma(S)$, then update all vertices in $\Gamma^2(S)$ and so on until updating all vertices in $\Gamma^k(S)$. The number of updates is finite and equals $|V| - |S|$. Upon completion all vertices will have the value M_0 . This is a valid sequence of updates, so there exists a path in the Markov chain of possibilities from (G, f) to (G, f_{con}) . □

The above lemma states that no matter what valuation you start with, it is always possible to trace a path through the Markov chain of possibilities to a graph with a constant valuation. This proof also provides information about the function f_{con} . It is a valuation that assigns M_0 to every vertex. This leads to a complete characterisation of the size of the absorbing states as we now show.

Theorem 3.1.2. *The period of the asynchronous maximum model for an undirected graph G is 1, that is the size of all absorbing states in the Markov chain of possibilities is 1.*

Proof. Let \mathcal{G} be the Markov chain of possibilities for a graph G . Firstly we argue that every absorbing state contains f_{con} where f_{con} is some constant valuation. Then we will show that no absorbing state can have size strictly greater than 1. This implies f_{con} is in its own absorbing state.

Let $\Delta = (\mathcal{V}', \mathcal{E}') \subseteq \mathcal{G}$ be an absorbing state. Since Δ is a strongly connected component then there exists a path between any two elements f' and f in Δ . Let f' be in Δ . By Lemma 3.1.1, there exists a path from f' to f_{con} for some constant valuation f_{con} . Since Δ is absorbing, the path from f' to f_{con} cannot leave Δ . Therefore every absorbing state contains a constant valuation.

Suppose for contradiction that the absorbing state Δ contains strictly more than one valuation. We have already shown $f_{con} \in \Delta$. Therefore assume there exists $f' \in \Delta$ with $f' \neq f_{con}$. Since Δ is strongly connected, there exists a path from f_{con} to f' . This implies there exists some sequence of vertices that can be updated to obtain f' from f_{con} . However this is a contradiction since *any* vertex updated under a constant valuation does not change value. Therefore the absorbing state Δ has size at most 1.

Since every absorbing state contains the constant valuation and has size at most 1, then every absorbing state must *only* contain a constant valuation. Therefore the period of the asynchronous maximum model is 1. \square

3.2 Convergence

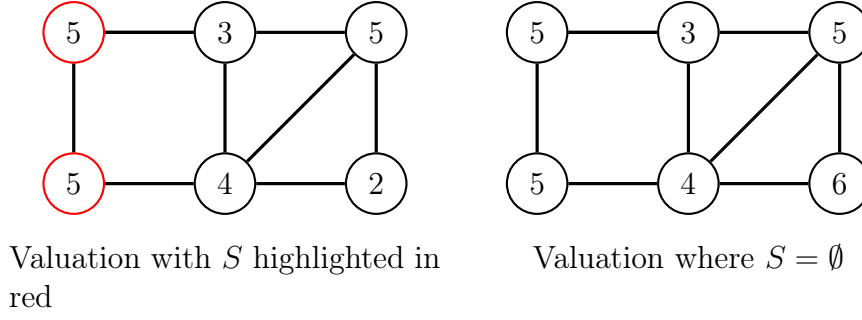
Here we analyse the convergence time of the asynchronous maximum model on undirected graphs.

Definition 3.2.1. (Strong Edge) Let (G, f_t) be an undirected graph with valuation f_t . An edge $(u, v) \in E$ is a *strong edge* if $f(u) = f(v) = M_t$. That is, (u, v) is an edge where both u and v contain the current maximum value in f .

Definition 3.2.2. (Strong Edge Set) Let (G, f_t) be an undirected graph with valuation f_t . The set $S_t \subseteq V$ is a *strong edge set* if all of the vertices in S_t belong to a strong edge and $|S_t|$ is maximal. Note the strong edge set consists of vertices and not edges. If the valuation is clear from context then we write $S = S_t$.

The strong edge set for a valuation f may be empty if there are no strong edges in the graph. Further, for a given valuation this set is unique, so we are justified in using the terminology ‘the’ strong edge set S .

Example 3.2.1. Please refer to Figure 3.2. For the graph on the left, the maximum value in the graph is 5 and there is a strong edge set S of size 2. Note that not all vertices with the maximum value are in S . For the graph on the right, the strong edge set is empty since the maximum value is 6.

Figure 3.2: Two examples of the strong edge set S

3.2.1 Potential Function

Now we define a potential function on (G, f_t) . Let $g : \mathcal{F} \rightarrow \mathbb{Z}$ be given by

$$g(f_t) = |S_t| \quad S_t \subseteq V \text{ is the strong edge set under valuation } f_t$$

Lemma 3.2.1. *Let (G, f_0) be a graph with initial valuation f_0 . Update the valuations according to the asynchronous maximum model. The potential function g_t is non-negative, non-decreasing (with respect to t) and bounded above by n .*

The above lemma is useful as g can be used as a metric for how close we are to convergence. Note that $g(f_t) = n$ corresponds to f_t being a constant valuation.

Proof. g_t is the cardinality of a subset of vertices, so it must be between 0 and $|V|$. Therefore g_t is non-negative and bounded above by $|V| = n$.

We show $g_{t+1} \geq g_t$ and therefore non-decreasing. Suppose vertex $v' \in V$ is chosen during an update from t to $t+1$. Observe that the only vertex whose value changes is v' . Consider the following cases depending on whether or not v' is in the strong edge set.

Case 1: $v' \in S_t$.

If $v' \in S_t$, then by definition it has a neighbour with the current maximum M_t in the graph (see 3.2.1). The update rule then gives

$$f_t(v) = f_{t+1}(v) = \begin{cases} M_t & \text{if } v = v' \\ f_t(v) & \text{if } v \neq v' \end{cases}$$

That is no values on any vertices change. Then $|S_{t+1}| = |S_t|$.

Case 2: $v' \notin S_t$.

If $v' \notin S_t$ then we consider two cases. Whether or not v' has a neighbour with value M_t .

If v' has a neighbour u with value $f_t(u) = M_t$ then the update rule gives

$$f_{t+1}(v) = \begin{cases} M_t & \text{if } v = v' \\ f_t(v) & \text{if } v \neq v' \end{cases}$$

Now the edge (v', u) is a strong edge. Hence $|S_{t+1}| \geq |S_t| + 1$ since we have at least included the vertex v' into the strong edge set S_t to obtain S_{t+1} . Further, the update of v' does not change the values of any vertices already in S_t .

If v' has no neighbour u such that $f_t(u) = M_t$, then we have

$$f_{t+1}(v) = \begin{cases} \max_{v \sim u} \{f_t(u)\} & \text{if } v = v' \\ f_t(v) & \text{if } v \neq v' \end{cases}$$

By assumption $\max_{v \sim u} \{f_t(u)\} < M_t$.

If $S_t = \emptyset$ then consider $M_{t+1} \leq M_t$ which is the maximum value in the graph in round $t + 1$. If $f_t(u) = M_{t+1}$ then the update will produce a strong edge (v', u) and $|S_{t+1}| \geq 2$. Otherwise if $f_t(u) \neq M_{t+1}$ then the update does not produce a strong edge and $S_{t+1} = \emptyset$.

Otherwise if $S_t \neq \emptyset$. By assumption v' has no neighbour u such that $f_t(u) = M_t$. Therefore the update cannot produce a strong edge and $S_t = S_{t+1}$. \square

We note that in the above proof we show that $S_t \subseteq S_{t+1}$ for all t . This is slightly stronger than proving the potential function is non-decreasing. It shows once an element is added to the strong edge set it cannot be removed by any update. The advantage of a potential function is that we can study how it increases with respect to the update process. In fact, an increase in the potential function corresponds to transitioning between maximal strongly connected components of the Markov chain of possibilities \mathcal{G} . Since $g_t(f) \leq n$ then it can only increase a finite number of times which will allow us to bound the expected time taken to reach an absorbing state.

3.2.2 Bounds on Convergence Time

Now we can try to analyse the convergence time of the asynchronous maximum model. In section 3.1, the absorbing states in the Markov chain of possibilities were shown to be constant valuation states. These exactly correspond to strong edge sets of size $|V|$. Lemma 3.2.1 prompts us to study the following two stages of convergence:

1. How many rounds until a strong edge is formed?
2. Once a strong edge exists, how many rounds until the strong edge set $S \subseteq V$ is the entire vertex set V ?

We will call these Phase 1 and Phase 2 respectively.

Theorem 3.2.2. *For any graph G with n vertices,*

$$\Omega(n \log n) = \mathcal{T}(G) = \mathcal{O}(n^2) \tag{3.1}$$

Proof. Firstly we show $\mathcal{T}(G) = \Omega(n \log n)$. Let f' be some valuation that assigns the value 2 to two adjacent vertices and the value 1 to every other vertex. Since there exists a strong edge between the two adjacent values of 2 which are maximal then the absorbing state will be reached when all values in the graph have been updated to 2. Let Z denote a random variable that is the number of rounds until S is equal to V for valuation f' . Let Z_i be a random variable denote the number of rounds until $|S| = i$ given that $|S| = i - 1$. We can write $Z = Z_3 + Z_4 + \dots + Z_n$ since it must be the case

that $|S|$ increases by 0 or 1 after an update for this valuation f' (this is not true for an arbitrary valuation f). Then

$$\sum_{i=3}^n \mathbb{E}[Z_i] = \mathbb{E}[Z] = T(G, f') \leq \max_{f \in \mathcal{F}} T(G, f) = \mathcal{T}(G).$$

Let $|S|$ denote the current size of the strong edge set. We consider an update successful if it increases the size of the strong edge set. The probability of success is given by $\frac{|\Gamma(S)|}{n} \leq \frac{n-|S|}{n}$. This is because $|\Gamma(S)|$ denotes the neighbours of the set S not already in S and of any one of these vertices is chosen then the size of S increases. We can consider each Z_i as being *stochastically dominated* by a geometric random variable with success probability $\frac{n-|S|}{n} = \frac{n-(i-1)}{n}$. Therefore the expectation of this geometric random variable lower bounds $\mathbb{E}[Z_i]$. Then we have

$$\frac{n}{n-(i-1)} \leq \mathbb{E}[Z_i].$$

Therefore

$$\sum_{i=3}^n \frac{n}{n-i-1} \leq \sum_{i=3}^n \mathbb{E}[Z_i] = \mathbb{E}[Z]$$

We can now evaluate the sum.

$$\begin{aligned} \sum_{i=3}^n \frac{n}{n-i-1} &= n \sum_{i=3}^n \frac{1}{n-i-1} \\ &= n \sum_{j=1}^{n-2} \frac{1}{j} \\ &= nH_{n-2} \\ &= \Omega(n \log n) \end{aligned}$$

Lemma 6.2.1

Where H_n is the n -th harmonic number.

Now we show $\mathcal{T}(G) = \mathcal{O}(n^2)$. Let f be any valuation of G . In the worst case, the update process would need to first produce a strong edge. Further, in the worst case the size of the strong edge set would increase by at most 0 or 1 when the correct vertex is chosen. We will use these two assumptions on the worst case to show the result.

Let X be the number of rounds until a strong edge is formed. For any given round i the probability p_i that a strong edge forms is lower bounded by $\frac{n}{\delta}$ where $\delta \geq 1$ is the minimum degree of the graph G . If we consider X' a geometric random variable with success probability $\frac{\delta}{n}$, then X' is stochastically bounded by X . Therefore

$$\mathbb{E}[X] \leq \mathbb{E}[X'] = \frac{n}{\delta}.$$

Let Z be the number of rounds until $S = V$ given that there exists exactly one strong edge in the graph G . In the worst case, a successful update would only increase the size of S by 1 (there exist graphs and valuations $|S|$ can change from $|S| = 0$ to

$|S| = n$ in one round. Let Z_i denote the number of rounds until $|S| = i$ given that $|S| = i-1$. Then $Z = \sum_{i=3}^n Z_i$. Further, the probability of success is at least $\frac{|\Gamma(S)|}{n} \geq \frac{1}{n}$ since the graph is connected. Therefore each Z_i stochastically dominates a random variable Z'_i which is geometrically distributed with success probability $\frac{1}{n}$ and

$$\mathbb{E}[Z] = \sum_{i=3}^n \mathbb{E}[Z_i] \leq \sum_{i=3}^n \mathbb{E}[Z'_i] = \sum_{i=3}^n n = n(n-2)$$

Then letting Y be a random variable denoting the number of rounds until $S = V$, we have that

$$\mathbb{E}[Y] = \mathbb{E}[X + Z] = \mathbb{E}[X] + \mathbb{E}[Z] \leq \frac{n}{\delta} + n(n-2) \leq n + n^2 - 2n \leq n(n-1) \leq n^2$$

Therefore $\mathbb{E}[Y] = \mathcal{O}(n^2)$ and since f was an arbitrary valuation we have $\mathcal{T}(G) = \mathcal{O}(n^2)$. \square

We have gained the following insights. Phase 1 has a dependence on the minimum degree δ . Phase 2 seems to be the dominating factor of convergence in since Phase 1 is expected to finish in n rounds in the worst case while Phase 2 is expected to take at least $n \log n$ rounds. Further, Phase 2 depends on $|\Gamma(S)|$ where S is the strong edge set.

3.2.3 Tightness of Bounds

We show there exist graphs that obtain the bounds $\mathcal{O}(n \log n)$ and $\Omega(n^2)$.

Lemma 3.2.3. *The complete graph K_n has convergence time $\mathcal{T}(K_n) = \Theta(n \log n)$.*

The proof is essentially the same idea as used in Theorem 3.2.2.

Proof. $\mathcal{T}(K_n) = \Omega(n \log n)$ by Theorem 3.2.2. Then it suffices to show $\mathcal{T}(K_n) = \max_{f \in [\mathcal{F}]} \mathcal{T}(K_n, f) = \mathcal{O}(n \log n)$.

Let $f \in [\mathcal{F}]$ be any valuation of K_n . Again we analyse Phase 1 and Phase 2. Let X denote a random variable that is the number of rounds until a strong edge is formed. We have that either $\mathbb{P}(X = 0) = 1$ or $\mathbb{P}(X = 1) = 1$. The former occurs when a strong edge already exists in the valuation f . The latter is because we are guaranteed to either choose a neighbour of the current maximum vertex or otherwise we choose the current maximum vertex and both of these result in a strong edge. Therefore $\mathbb{E}[X] \leq 1$.

Now we analyse phase 2. Let Z be the number of rounds until we reach an absorbing state. The size of the strong edge set S can increase by at most 1 in each round. This is because for a complete graph, all vertices with the maximum value are in S and we only update one vertex per round. Let Z_i be the random variable denoting the number of rounds until $|S| = i$ given $|S| = i-1$ we have that $Z = \sum_{i=3}^n Z_i$. Since K_n is the complete graph we have that the probability of a successful update is exactly $\frac{n-|S|}{n}$. So each Z_i is a geometric random variable with success probability $\frac{n-|S|}{n} = \frac{n-(i-1)}{n}$. The expectation is then

$$\mathbb{E}[Z] = \sum_{i=3}^n \mathbb{E}[Z_i] = \sum_{i=3}^n \frac{n}{n-(i-1)} = n \sum_{j=1}^{n-2} \frac{1}{j} = nH_{n-2} = \mathcal{O}(n \log n)$$

The last equality is by Lemma 6.2.1. Letting $Y = X + Z$ be the number of rounds until we reach a constant valuation state we have

$$T(K_n, f) = \mathbb{E}[Y] = \mathbb{E}[X] + \mathbb{E}[Z] \leq 1 + \mathbb{E}[Z] = 1 + \mathcal{O}(n \log n) = \mathcal{O}(n \log n)$$

□

Lemma 3.2.4. *There exists a valuation f of the path graph P_n such that $T(P_n, f) = \Omega(n^2)$. Therefore $\mathcal{T}(P_n) = \Theta(n^2)$*

Proof. $\mathcal{T}(P_n) \in \mathcal{O}(n^2)$ by Theorem 3.2.2 so it suffices to show $\mathcal{T}(P_n) \in \Omega(n^2)$. Let f' be the valuation given in Figure 3.3 that assigns the value 2 to an endpoint and its neighbour and the value 1 to every other vertex.

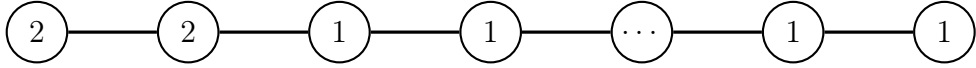


Figure 3.3: Valuation of P_n achieving $\Omega(n^2)$ convergence time

Then $T(P_n, f') \leq \mathcal{T}(P_n) = \max_{f \in [\mathcal{F}]} T(P_n, f)$. This valuation already has a strong edge so we are in phase 2. Let Z be the number of rounds until $S = V$. Let Z_i denote the number of rounds until $|S| = i$ given $|S| = i - 1$. Then Z_i is a geometric random variable with success probability $\frac{\Gamma(S)}{n} = \frac{1}{n}$ since $\Gamma(S) = 1$ for $2 \leq |S| < n$. Then

$$T(P_n, f') = \mathbb{E}[Z] = \sum_{i=3}^n \mathbb{E}[Z_i] = \sum_{i=3}^n n = n(n - 2).$$

Note that for $n \geq 4$, $\frac{1}{2}n^2 \leq n(n - 2) = T(P_n, f') \leq \mathcal{T}(P_n)$. Therefore $\mathcal{T}(P_n) = \Omega(n^2)$. □

3.2.4 Bounds in Terms of Vertex Expansion

It has already been remarked that Phase 2 seems to dominate the convergence time and this depends on the value of $|\Gamma(S)|$ as $|S|$ increases. We note that K_n which converges quickly under this model is a highly connected graph while P_n which converges slowly is not well connected. These insights prompt us to study the convergence time in terms of the vertex expansion ϕ given in Definition 2.9.2.

Lemma 3.2.5. *Let G be a strongly connected graph on $n \geq 2$ vertices. Then*

$$0 < \frac{2}{n} \leq \phi_{out}(G) \leq 5$$

So $\phi_{out}(G)$ is bounded by constants.

Proof. Please see the Appendix at 6.2.2. □

Theorem 3.2.6. *The convergence time of G with vertex expansion ϕ is in $\mathcal{O}(\frac{n}{\phi} \log n)$.*

The above theorem characterises an upper bound on $\mathcal{T}(G)$ in terms of the property ϕ . This is interesting as now we potentially have a better upper bound than $\mathcal{O}(n^2)$ for a large class of graphs. In particular, graphs with nearly constant vertex expansion ϕ should converge quickly.

Proof. Let f be the initial valuation of G that achieves the maximum expected number of rounds. So $T(G, f) = \mathcal{T}(G)$. We show that $T(G, f) \in \mathcal{O}(\frac{n}{\phi} \log n)$. We consider three sections in this proof depending on the size of the strong edge set $|S|$. In each section we bound the expected number of rounds for the strong edge set to be in the specified size interval.

Section 1: $0 \leq |S| < 2$.

Without loss of generality we can assume the valuation f has no strong edges so $|S| = 0$. Let X be a random variable denoting the number of rounds until a strong edge is formed. For any given round, the probability that a strong edge is formed is at least $\frac{\delta}{n}$. Therefore X stochastically dominates X' where X' is a geometric random variable with success probability $p = \frac{\delta}{n}$. Therefore $\mathbb{E}[X] \leq \mathbb{E}[X'] = \frac{n}{\delta}$.

Section 2: $2 \leq |S| \leq \lfloor \frac{n}{2} \rfloor$. After a strong edge has formed we can leverage the definition of vertex expansion up until $|S| \leq \frac{n}{2}$. Let Z be a random variable denoting the number of rounds until $|S| > \frac{n}{2}$ given $|S| = 2$. Let Z_i be a random variable denoting the number of rounds until $|S| = i$ given that $|S| = i - 1$. In the worst case we assume that for $|S| \geq 2$, $|S|$ increases by at most one on a successful update.

Assume $|S| = i - 1$ where $2 \leq i - 1 \leq \lfloor \frac{n}{2} \rfloor$. We call an update successful if it increases $|S|$. For any given round the probability of a successful update is $\frac{\Gamma(S)}{n}$. However by definition of ϕ we have that $\phi|S| \leq \Gamma(S)$. Therefore Z_i stochastically dominates a geometric random variable Z'_i which has success probability $\frac{\phi|S|}{n} = \frac{\phi(i-1)}{n}$. Then $\mathbb{E}[Z_i] \leq \mathbb{E}[Z'_i] = \frac{n}{\phi(i-1)}$ and we have

$$\mathbb{E}[Z] = \sum_{i=3}^{\lfloor \frac{n}{2} \rfloor + 1} \mathbb{E}[Z_i] \leq \frac{n}{\phi} \sum_{i=3}^{\lfloor \frac{n}{2} \rfloor + 1} \frac{1}{i-1} = \frac{n}{\phi} \sum_{i=2}^{\lfloor \frac{n}{2} \rfloor} \frac{1}{i} = \frac{n}{\phi} (H_{\lfloor \frac{n}{2} \rfloor} - 1) = \mathcal{O}\left(\frac{n}{\phi} \log n\right).$$

So $\mathbb{E}[Z] = \mathcal{O}(\frac{n}{\phi} \log n)$.

Section 3: $\lfloor \frac{n}{2} \rfloor + 1 \leq |S| < n$. Please refer to Figure 3.4. We partition G into the sets $S, W = \Gamma(S)$ and $U = V \setminus (S \cup \Gamma(S))$.

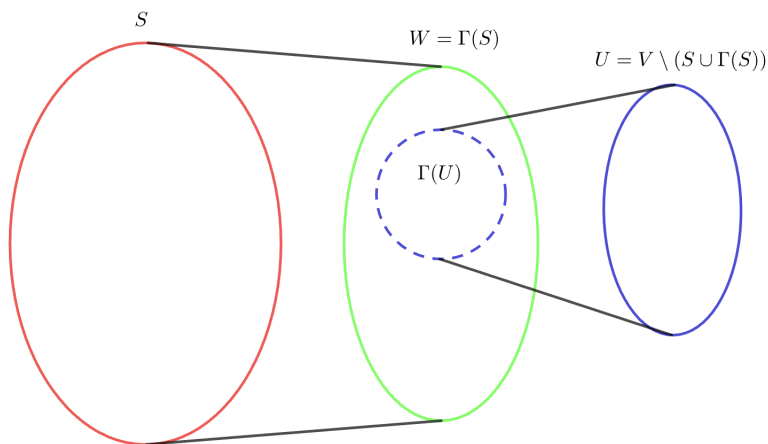


Figure 3.4: Section 3: Vertices of G partitioned into sets

In the worst case an update will be successful only when a vertex $v \in W$ is selected. The set $\Gamma(U)$ is easier to control than W . in terms of the parameter ϕ . We first consider the number of rounds to first shrink $|U|$ to 0 and then the number of rounds to shrink $|W|$ to 0 (both in the worst case).

Let Y be a random variable denoting the number of rounds until $|U| = 0$. Let Y_i be the number of rounds until $|U| = i$ given $|U| = i + 1$. We make the assumption that in the worst case $|U|$ can decrease by at most one during an update. Let $|U| = m \leq \lfloor \frac{n}{2} \rfloor - 2$ be the initial size of U . Then $Y = \sum_{i=0}^m Y_i$. In order to decrease $|U|$ by one, we must choose a vertex in $\Gamma(U)$. This occurs with probability $\frac{\Gamma(U)}{n}$. Further, $\phi|U| \leq \Gamma(U)$. This implies $\frac{\Gamma(U)}{n} \geq \frac{\phi|U|}{n}$. Therefore each Y_i stochastically dominates a geometric random variable Y'_i with success probability $\frac{\phi|U|}{n} = \frac{\phi(i+1)}{n}$. We have that

$$\mathbb{E}[Y] = \sum_{i=0}^{m-1} \mathbb{E}[Y_i] \leq \sum_{i=0}^{m-1} \frac{n}{\phi(i+1)}$$

Now using that $m \leq \lfloor \frac{n}{2} \rfloor - 2$ gives

$$\leq \sum_{i=0}^{\lfloor \frac{n}{2} \rfloor - 3} \frac{n}{\phi(i+1)} = \frac{n}{\phi} \sum_{i=0}^{\lfloor \frac{n}{2} \rfloor - 3} \frac{1}{i+1} \leq \frac{n}{\phi} H_{\lfloor \frac{n}{2} \rfloor} = \mathcal{O}\left(\frac{n}{\phi} \log n\right).$$

So $\mathbb{E}[Y] = \mathcal{O}\left(\frac{n}{\phi} \log n\right)$.

Now we assume $|U| = 0$ and consider the number of rounds to shrink $|W| = |\Gamma(S)|$ to 0. Let $|W| = p \leq \lfloor \frac{n}{2} \rfloor - 1$ be the initial size of W . Since $|U| = 0$ then the vertices of G are either in S or in W . Let R be a random variable denoting the number of rounds until $|W| = 0$ given $|W| = p$. Let R_i denote the number of rounds until $|W| = i$ given that $|W| = i + 1$. Then $R = \sum_{i=0}^{p-1} R_i$. Each R_i is a geometric random variable with success probability $\frac{|W|}{n} = \frac{i+1}{n}$. Then the expected number of rounds until a successful update is $\frac{n}{i+1}$. Therefore

$$\mathbb{E}[R] = \sum_{i=0}^{p-1} \mathbb{E}[R_i] \leq \sum_{i=0}^{p-1} \frac{n}{i+1}$$

Now using that $p \leq \lfloor \frac{n}{2} \rfloor - 1$ gives

$$\leq \sum_{i=0}^{\lfloor \frac{n}{2} \rfloor - 2} \frac{n}{i+1} \leq n \sum_{j=1}^n \frac{1}{j} = nH_n = \mathcal{O}(n \log n) = \mathcal{O}\left(\frac{n}{\phi} \log n\right).$$

The last equality is by Lemma 3.2.5 since we can bound $0 < \phi \leq 5$. The expected number of rounds until $|S| = n$ is then

$$\mathbb{E}[X] + \mathbb{E}[Z] + \mathbb{E}[Y] + \mathbb{E}[R] = \frac{n}{\delta} + \mathcal{O}\left(\frac{n}{\phi} \log n\right) + \mathcal{O}\left(\frac{n}{\phi} \log n\right) + \mathcal{O}\left(\frac{n}{\phi} \log n\right) = \mathcal{O}\left(\frac{n}{\phi} \log n\right).$$

Then we have shown $\mathcal{T}(G) = \mathcal{O}\left(\frac{n}{\phi} \log n\right)$. □

We remark that K_n has constant vertex expansion, so $\mathcal{T}(K_n) = \mathcal{O}(n \log n)$ agrees with the bound in Lemma 3.2.3. However the path graph P_n has $\phi \approx \frac{2}{n}$ which gives $\mathcal{T}(P_n) = \mathcal{O}(n^2 \log n)$. This does not agree with Theorem 3.2.2 which implies $\mathcal{T}(P_n) = \mathcal{O}(n^2)$. In Section 2 (and 3) of Theorem 3.2.6 using the term $\phi|S|$ to lower bound $|\Gamma(S)|$ is quite ‘loose’ and this may account for the $\log n$ factor which is gained.

Question 3.2.1. Can the bound of $\mathcal{O}(\frac{n}{\phi} \log n)$ in Theorem 3.2.6 be improved as to remove the ‘extra’ $\log n$ factor that appears for certain graphs i.e P_n ? Potentially a different property to the vertex expansion would need to be used to characterise $\mathcal{T}(G)$. It is interesting to note that a bound of the form $\mathcal{O}(\frac{n}{\phi} \log(\phi n))$ would be tight for both the path graph P_n ($\phi(P_n) \approx \frac{2}{n}$) and the complete graph K_n ($\phi(K_n) \approx 1$). Is this the correct formula and can it be derived?

3.2.5 Concentration of Convergence

So far we have analysed the expectation of the random variable A denoting the number of rounds until $S = V$. However it is beneficial to show there is a small probability that the number of rounds is much larger than $\mathbb{E}[A]$. This amounts to showing that A is ‘concentrated’ around its expectation.

Definition 3.2.3. [Ban16] Let A_n denote some event that depends on $n \in \mathbb{N}$ (for example graphs on n vertices with some property). Let $\mathbb{P}(A_n)$ denote the probability of A_n . We say A_n occurs *with high probability* when

$$\mathbb{P}(A_n) \geq 1 - n^{-\Omega(1)}$$

as $n \rightarrow \infty$.

An event occurring with high probability means as $n \rightarrow \infty$ its probability tends to 1.

Lemma 3.2.7. *Suppose X' and X are random variables and X' is stochastically dominated by X . Then*

$$\text{Var}[X] \leq \text{Var}[X'] + \mathbb{E}[X']^2.$$

Proof. Since X' is stochastically dominated by X and the map $x \rightarrow x^2$ is non-decreasing, then $\mathbb{E}[X^2] \leq \mathbb{E}[X'^2]$. This gives $\text{Var}[X] = \mathbb{E}[X^2] - \mathbb{E}[X]^2 \leq \mathbb{E}[X'^2]$. Therefore

$$\text{Var}[X] - \mathbb{E}[X']^2 \leq \mathbb{E}[X'^2] - \mathbb{E}[X']^2 = \text{Var}[X']$$

which implies the result. □

Theorem 3.2.8. *Let (G, f) be a graph and let A be a random variable denoting the number of rounds until a constant valuation state is reached. Let $a = (\frac{n}{\phi} \log n)g(n)$ where $g(n)$ is any function such that $\frac{1}{g^2(n)} \rightarrow 0$ as $n \rightarrow \infty$.*

Then the event $\{|A - \mathbb{E}[A]| \leq a\}$ occurs with high probability. That is the number of rounds until convergence is in $\mathcal{O}((\frac{n}{\phi} \log n)g(n))$ with high probability.

The above theorem tells us that for large n , if we choose a random initial valuation f_0 , it is almost guaranteed to take $\mathcal{O}((\frac{n}{\phi} \log n)g(n))$ rounds to converge.

Proof. The idea will be to apply Chebyshev’s inequality to the random variable A . We first stochastically dominate A by A' which is a sum of independent random variables and then apply Lemma 3.2.7. Then we only need to find the asymptotic behaviour of $\text{Var}[A'] + \mathbb{E}[A']^2$.

Let the random variables X, Z, Y, R be given as in Theorem 3.2.6. Further let S, U and W be subsets of the vertices as given in the theorem. Recall that the random variables denote the following stages of convergence.

- X : Number of rounds until a strong edge
- Z : Number of rounds where $2 \leq |S| \leq \lfloor \frac{n}{2} \rfloor$.
- Y : Number of rounds for the set U to shrink to $|U| = 0$.
- R : Number of rounds for the set W to shrink to $|W| = 0$.

Note that $A = X + Z + Y + R$ is the random variable denoting the number of rounds until convergence. This is stochastically dominated by the random variable $A' = X' + \sum_{i=3}^{\lfloor \frac{n}{2} \rfloor} Z'_i + \sum_{j=0}^{\lfloor \frac{n}{2} \rfloor - 3} Y'_j + \sum_{k=0}^{\lfloor \frac{n}{2} \rfloor - 2} R_k$ where X' , Z'_i , Y'_j and R_k are as given in Theorem 3.2.6. We do this as now A' is a sum of independent random variables. By Lemma 3.2.7 we then have

$$\text{Var}[A] \leq \text{Var}[A'] + \mathbb{E}[A']^2 = \text{Var}[A'] + O\left(\frac{n^2}{\phi^2} \log^2 n\right). \quad (3.2)$$

Now we want to asymptotically bound

$$\text{Var}[A'] = \text{Var}[X'] + \sum_{i=3}^{\lfloor \frac{n}{2} \rfloor} \text{Var}[Z'_i] + \sum_{j=0}^{\lfloor \frac{n}{2} \rfloor - 3} \text{Var}[Y'_j] + \sum_{k=0}^{\lfloor \frac{n}{2} \rfloor - 2} \text{Var}[R_k] \quad (3.3)$$

Each of these random variables are geometrically distributed with some success probability p which varies. The variance is given by $\frac{1-p}{p^2}$. We will bound each term in Equation 3.3 individually.

X' is geometrically distributed with success probability $\frac{\delta}{n}$. Then

$$\text{Var}[X'] = \frac{1 - \frac{\delta}{n}}{\frac{\delta^2}{n^2}} = \frac{n(n - \delta)}{\delta^2} = O(n^2) = O\left(\frac{n^2}{\phi^2}\right).$$

Each Z'_i is a geometric random variable with success probability $\frac{\phi(i-1)}{n}$. Therefore

$$\begin{aligned} \sum_{i=3}^{\lfloor \frac{n}{2} \rfloor} \text{Var}[Z'_i] &= \frac{n}{\phi^2} \sum_{i=3}^{\lfloor \frac{n}{2} \rfloor} \frac{n - \phi(i-1)}{(i-1)^2} \\ &= \frac{n}{\phi^2} \sum_{j=3}^{\lfloor \frac{n}{2} \rfloor - 1} \frac{n - \phi j}{j^2} \\ &= \frac{n}{\phi^2} \left(n \sum_{j=3}^{\lfloor \frac{n}{2} \rfloor - 1} \frac{1}{j^2} - \phi \sum_{j=3}^{\lfloor \frac{n}{2} \rfloor - 1} \frac{1}{j} \right) \\ &\leq \frac{n}{\phi^2} \left(n \sum_{j=3}^{\lfloor \frac{n}{2} \rfloor - 1} \frac{1}{j^2} \right) \\ &\leq \frac{n^2}{\phi^2} \cdot \frac{\pi^2}{6} \\ &= O\left(\frac{n^2}{\phi^2}\right) \end{aligned}$$

Each Y'_j is a geometric random variable with success probability $\frac{\phi(j+1)}{n}$. The calculation is almost identical to the previous one to get $\sum_{j=0}^{\lfloor \frac{n}{2} \rfloor - 3} \text{Var}[Y'_j] = O(\frac{n^2}{\phi^2})$.

Each R_k is a geometric random variable with success probability $\frac{k+1}{n}$. Therefore

$$\begin{aligned}
\sum_{k=0}^{\lfloor \frac{n}{2} \rfloor - 2} \text{Var}[R'_k] &= n \sum_{k=0}^{\lfloor \frac{n}{2} \rfloor - 2} \frac{n - \phi(k+1)}{(k+1)^2} \\
&= n \left(n \sum_{k=0}^{\lfloor \frac{n}{2} \rfloor - 2} \frac{1}{(k+1)^2} - \sum_{k=0}^{\lfloor \frac{n}{2} \rfloor - 2} \frac{1}{k+1} \right) \\
&\leq n \left(n \sum_{k=0}^{\lfloor \frac{n}{2} \rfloor - 2} \frac{1}{(k+1)^2} \right) \\
&\leq n^2 \cdot \frac{\pi^2}{6} \\
&= \mathcal{O}(n^2) \\
&= \mathcal{O}\left(\frac{n^2}{\phi^2}\right)
\end{aligned}$$

Combining these results to Equation 3.2 gives

$$\text{Var}(A) \leq \mathcal{O}\left(\frac{n^2}{\phi^2}\right) + \mathcal{O}\left(\frac{n^2}{\phi^2} \log^2 n\right) = \mathcal{O}\left(\frac{n^2}{\phi^2} \log^2 n\right).$$

The purpose of bounding the variance is to apply Chebyshev's Inequality. For $a > 0$ it gives us that

$$\mathbb{P}(|A - \mathbb{E}[A]| \geq a) \leq \frac{\text{Var}[A]}{a^2} \leq \frac{\mathcal{O}\left(\frac{n^2}{\phi^2} \log^2 n\right)}{a^2} \leq \frac{C \frac{n^2}{\phi^2} \log^2 n}{a^2}$$

for some constant C when n is large. Choose $a = (\frac{n}{\phi} \log n)g(n)$ where $g(n)$ is such that $\frac{1}{g^2(n)} \rightarrow 0$ as $n \rightarrow \infty$. Then

$$\mathbb{P}(|A - \mathbb{E}[A]| \geq a) \leq \frac{C \frac{n^2}{\phi^2} \log^2 n}{a^2} \leq \frac{C}{g^2(n)}.$$

Therefore $\mathbb{P}(|A - \mathbb{E}[A]| \geq a) \rightarrow 0$ as $n \rightarrow \infty$.

Since $\mathbb{E}[A] = \mathcal{O}\left(\frac{n}{\phi} \log n\right)$ and the RHS $\rightarrow 0$ as $n \rightarrow \infty$ the above statement gives us that with high probability the number of rounds until convergence is $\mathbb{E}[A] + a = \mathcal{O}\left(\frac{n}{\phi} \log n\right) + (\frac{n}{\phi} \log n)g(n)$. Therefore with high probability the number of rounds until convergence is

$$\mathcal{O}\left(\left(\frac{n}{\phi} \log n\right)g(n)\right) \tag{3.4}$$

□

Chapter 4

Strongly Connected Graphs

Here we characterise the period and convergence time for strongly connected graphs. We show that the period of the process is 1. Since the set of all connected undirected graphs are a subset of all strongly connected directed graphs then this result will imply Theorem 3.1.2. The convergence time of the process is shown to be in $\mathcal{O}(nb^2 + \frac{n}{\phi'} \log n)$ where b and ϕ' are graph parameters defined in Definition 4.2.4 and Theorem 4.2.4.

4.1 Period

The period of the asynchronous maximum model on a strongly connected graph is 1. The analysis is similar to the undirected graph case.

Lemma 4.1.1. *Let (G, f) be a graph with valuation $f : V \rightarrow [n]$ and consider the Markov chain of possibilities \mathcal{G} . There exists a directed path in \mathcal{G} from f to f_{con} where f_{con} is some constant valuation.*

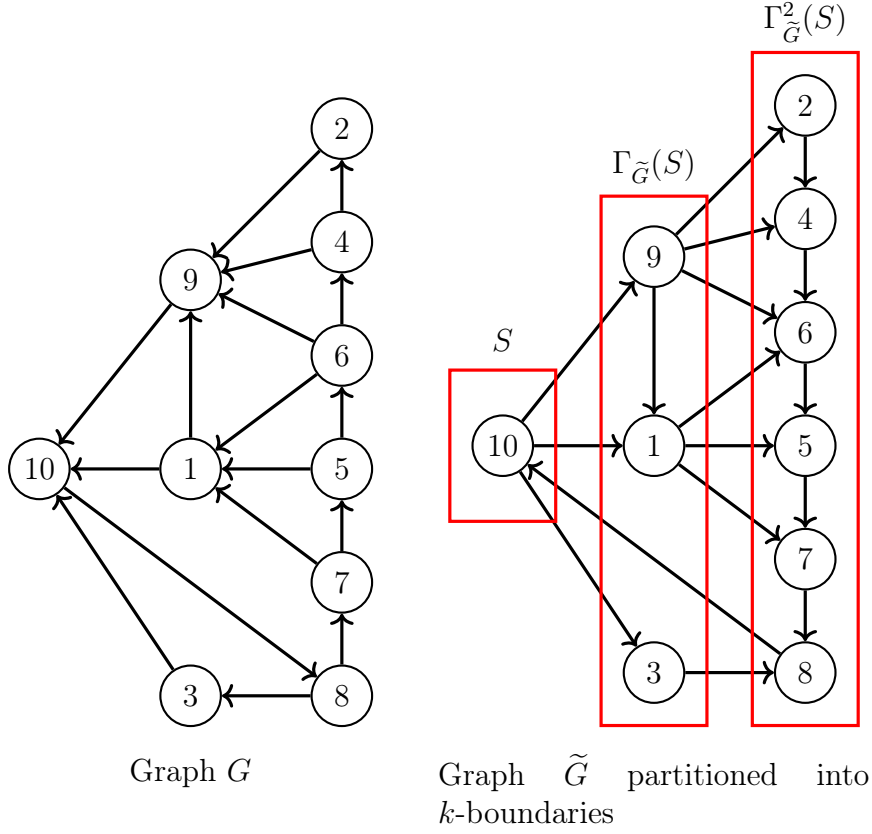
We will sketch the proof idea with an example. Please refer to Figure 4.1. To prove the result we show there exists a sequence of vertices that could be chosen by the model to reach a constant valuation. Let S be the set of vertices with the current maximum value in the graph G . We then partition the graph \tilde{G} (which is G but with the edge directions reversed) into k -boundaries from S . The vertices **from** G we choose are the following. One at a time choose a vertex from $\Gamma_{\tilde{G}}(S)$. Since there is an edge (in G) from $u \in \Gamma_{\tilde{G}}(S)$ to $v \in S$ then the value at u is updated to the maximum value 10. After every vertex in $\Gamma_{\tilde{G}}(S)$ has been chosen we choose, one at a time, every vertex in $\Gamma_{\tilde{G}}^2(S)$. This will update these vertices to the value 10. After every vertex in $\Gamma_{\tilde{G}}^2(S)$ has been selected we have that every value in the graph is 10. We now formalise this in the proof below.

Proof. To show the existence of such a path it suffices to provide a sequence of vertices that could be chosen by the asynchronous model to reach a constant valuation. If f is already a constant valuation we are done so we assume it is not.

Let $f_0 = f$ and let

$$S = \{v \in V | f_0(v) = M_f\}$$

be the set of vertices with maximum value. Further assign $M_0 = M_f$ as the initial maximum value.

Figure 4.1: G and the dual (reversed edge graph) \tilde{G}

S is non-empty and G is strongly connected, therefore \tilde{G} is strongly connected. We now partition the vertices of G according to k -boundaries of S . From Lemma 2.2.1 there exists a $k \in \mathbb{N} \cup \{0\}$ such that

$$V = S \sqcup \Gamma_{\tilde{G}}(S) \sqcup \Gamma_{\tilde{G}}^2(S) \sqcup \cdots \sqcup \Gamma_{\tilde{G}}^k(S) = \bigsqcup_{i=0}^k \Gamma(S)_G^i$$

The path taken through the Markov chain of possibilities will be the following. Select any $v' \in \Gamma_{\tilde{G}}(S)$. For all $u \in V$, $f_0(u) \leq M_0$. Further $f_0(s) = M$ and $(v', s) \in E$ for some $s \in S$. Therefore updating the graph G on the node v' produces

$$f_t(v) = f_1(v) = \begin{cases} M_0 & \text{if } v = v' \\ f_0(v) & \text{if } v \neq v' \end{cases}$$

The valuation f_0 is identical to f_1 except now we have one more vertex with value M_0 , namely a vertex $v' \in \Gamma_{\tilde{G}}(S)$. We can now repeat this process, one at a time and without repetition choose a vertex from $\Gamma_{\tilde{G}}(S)$. Then one at a time and without repetition choose a vertex in $\Gamma_{\tilde{G}}^2(S)$. Continue and repeat this until we have chosen all vertices in $\Gamma_{\tilde{G}}^k(S)$. This ordering guarantees that every time a vertex is updated, its value is changed to M_0 . This process provides a sequence of vertices to choose such that eventually the graph has a constant valuation f_{con} with values M_0 on the vertices. Therefore there exists a path in the Markov chain of possibilities from (G, f) to (G, f_{con}) .

□

Theorem 4.1.2. *The period of a strongly connected graph under the asynchronous maximum model is 1.*

Proof. The proof is identical to Theorem 3.1.2. But instead of invoking Lemma 3.1.1, invoke Lemma 4.1.1. □

4.2 Convergence

In the analysis of undirected graphs we could leverage that $(u, v) \in E$ if and only if $(v, u) \in E$. This allowed us to define a strong edge. For a directed graph we have an analogous concept called a *strong cycle*.

Definition 4.2.1. (Strong Cycle) Let (G, f_t) be a directed graph with valuation f_t . Let $v_1, v_2, \dots, v_k \in V$ be a sequence of distinct vertices such that $f_t(v_i) = M_t$ for $1 \leq i \leq k$. The sequence $v_1, v_2, \dots, v_k, v_1$ is called a *strong cycle* if $(v_i, v_{i+1}) \in E$ for all $1 \leq i \leq k - 1$ and $(v_k, v_1) \in E$.

A strong cycle is a cycle where every vertex in the cycle has the current maximum value. Note that in an undirected graph a strong edge is equivalent to a strong cycle with $k = 2$. Observe that once a strong cycle is formed, the values at the vertices in the cycle can never be changed. Again we can define an analogous notion to the strong edge set, which we call the *strong cycle set*.

Definition 4.2.2. (Strong Cycle Set) Let (G, f_t) be strongly connected graph with valuation f_t . Suppose $v \in V$ such that at least one of the following conditions hold;

1. v is a member of a strong cycle
2. There exists a walk v_1, v_2, \dots, v_k such that $v_1 = v$, v_k is a member of a strong cycle and $f_t(v_i) = M_t$ for all $1 \leq i \leq k$.

That is, either v is a member of a strong cycle or there is some walk from v to a strong cycle where every vertex on the walk has the current maximum value. Define C_t to be the largest set of vertices satisfying either conditions 1 or 2 (some vertices in C_t may satisfy both). If the valuation is clear from context then write $C = C_t$

Example 4.2.1. In Figure 6.4, Round 6 contains a strong cycle set where $|C| = 6$. There are three vertices in a strong cycle (the directed triangle) and three vertices on a path connected to a strong cycle.

4.2.1 Potential Function

Now we define a potential function on (G, f_t) . Let $g : (V \rightarrow [n]) \rightarrow \mathbb{Z}$ be given by

$$h(f_t) = |C_t| \quad C_t \subseteq V \text{ is the strong cycle set under valuation } f_t$$

Lemma 4.2.1. *Let (G, f_0) be a graph with initial valuation f_0 . Update the valuations according to the asynchronous maximum model. The potential function h is non-negative, non-decreasing (with respect to t) and bounded above by n .*

Proof. By definition $h(f_t)$ must be non-negative and bounded above by n . Therefore all that remains is to show $h(f_t)$ is non-decreasing with respect to t . To do this we show $C_t \subseteq C_{t+1}$ for all t , which implies $|C_t| \leq |C_{t+1}|$.

Let v' be the vertex chosen for the update from f_t to f_{t+1} . We split into two cases depending on whether $v' \in C_t$ or not.

Case 1: Suppose $v' \in C_t$. This implies v' has the maximum value M_t in round t and there exists a $u \in V$ such that $f_t(u) = M_t$ and $v \sim u$. Therefore the value of v' does not change during the update, so $f_{t+1} = f_t$ which implies $C_t = C_{t+1}$.

Case 2: Suppose $v' \notin C_t$. We now have to consider whether the vertex v' has an out-neighbour in the set C_t or not.

Case 2.1: If there exists a $w \in C_t$ such that $v' \sim w$ then when the update occurs, v' will be added to the strong cycle set. Since only v' changes value, all vertices in C_t are also in C_{t+1} . This is because membership to these sets is determined by the values of the vertices (they need to be the current maximum) and the edges between them, neither of which change. Therefore $C_t \cup \{v'\} = C_{t+1}$.

Case 2.2: Assume there does not exist $w \in C_t$ such that $v' \sim w$. This could occur because of two reasons. Either $|C_t| = 0$ or $|C_t| > 0$ but v' has no out-neighbours in C_t . We consider both cases below.

Case 2.2.1: Suppose $|C_t| = 0$. Then $C_t = \emptyset$. We trivially have that $C_t = \emptyset \subseteq C_{t+1}$.

Case 2.2.1: Suppose $|C_t| > 0$ and that for all $w \in \Gamma(v')$, $w \notin C_t$. That is v' has no out neighbours in the strong cycle set. Note that for all $v \in C_t$, we also have $v \in C_{t+1}$. This is because membership to C_t only depends on the values on the vertices $v \in C_t$ and the edges between them. A subtle point is that v' cannot update to a value larger than M_t . So the vertices in C_t indeed still have the current maximum value and $M_t = M_{t+1}$. Therefore we have that $C_t \subseteq C_{t+1}$.

Although this completes the proof we can also say that in Case 2.2.1, v' will join the strong cycle set if by updating it results in the creation of a strong cycle. This is because v' has no out-neighbours in C_t , so updating it cannot result in Condition 2 of Definition 4.2.2 being satisfied. However potentially v' lies on a directed cycle W , where $f_t(v') < M_t$ and $f_t(w) = M_t$ for $w \in W$. Then updating v' will result in the formation of a strong cycle. \square

The potential function is useful as now we can analyse the convergence time in terms of h . We analyse the following two stages of convergence.

1. How long until a strong cycle is formed?
2. Given there exists a strong cycle, how long until $|C| = n$?

We will call these Phase 1 and Phase 2 respectively.

4.2.2 Phase 1: Strong Cycle

Example 4.2.2. Please refer to Figure 6.4 in the Appendix. The red nodes are selected for update. Initially f_0 has no strong cycle and the potential function $h(f_0) = 0$. Phase 1 is completed in Round 6.

Definition 4.2.3. (Maximal Chain of the Cycle $G[U]$) Let $U \subseteq V$ be such that $G[U]$ is a cycle. The maximal chain is the longest path $P_U = (u_1, u_2, \dots, u_k)$ in $G[U]$ such that $f_t(u_i) = M_t$ for all $1 \leq i \leq k$. We write P_U to denote the maximal chain and the subscript U reminds us that the maximal chain depends on the cycle U .

Example 4.2.3. In Figure 6.4, after Round 2 there is a maximal chain of length 3 which is composed of vertices with value 5 in the cycle of length 6.

It will be useful for us to select a certain type of maximal chain in the graph G . Suppose we select all cycles that contain M_t and out of these cycles restrict to the ones with the smallest length. Then out of these small cycles pick one with the largest maximal chain. Note that there may be multiple small cycles each with the same length of maximal chain so we must make a choice in this process. This maximal chain is captured in the following definition.

Definition 4.2.4. (Orbit) Let G be a strongly connected graph. For each $v \in V$, define $b(v)$ as the length of the smallest cycle containing v . Since G is strongly connected every vertex is contained in a cycle so $b(v)$ is well defined. The *Orbit* of G is

$$b(G) := \max_{v \in V} b(v)$$

A clear upper bound on the orbit is the circumference c of the graph, that is the size of the largest cycle in G . However we potentially could have $b(G) \ll c$, consider the complete graph K_n where $b(G) = 2 \ll n = c$.

Definition 4.2.5. (Max-min Chain in G) Let G be a strongly connected directed graph with valuation f_t and maximum value M_t . Let $W \subseteq V$ be the set of vertices in G with value M_t . Let

$$\mathcal{U} = \{U \subseteq V \mid G[U] \text{ is a cycle containing a } w \in W\}$$

be the set of cycles containing values in M_t . Now define $\alpha_{min} = \min_{w \in W} b(w)$ to be the size of the smallest cycle containing M_t . Let

$$\mathcal{U}_{min} = \{U \in \mathcal{U} \mid |U| = \alpha_{min}\}.$$

be the set of the smallest cycles containing the value M_t . Now let $\beta_{max} = \max_{U \in \mathcal{U}_{min}} |P_U|$ be the size of the largest maximal chain of all the cycles in \mathcal{U}_{min} .

A *max-min chain* in G is a path denoted by P where

$$P \in \{P_U \mid |P_U| = \beta_{max} \text{ and } U \in \mathcal{U}_{min}\}.$$

Note that there always exists a max-min chain in G . There may be multiple cycles satisfying the requirements listed in the definition but we can just pick one of them. The name max-min should suggest that we are looking at a maximal chain in some minimal cycle. In the bound for Phase 1 we will look at a min-max chain P contained in some cycle U and analyse the expected number of rounds until $|P| = |U|$.

With reference to Figure 6.4, consider the cycle of length 3 in Round 1, this is a minimal cycle containing $M_1 = 5$. The min-max chain in G is the vertex valued 5 contained in the cycle of length 3. Let U be the vertices containing this min-max chain $P = P_U$. We can then consider $G[U]$ and note that the maximal chain of $G[U]$

can either increase or decrease in length in each round. It may increase until its length $|P_U| = |U|$ and in this case a strong cycle is formed. Otherwise it may decrease in length. For example in Round 3, $|P_U| = 2$ while in Round 4, $|P_U| = 1$. In Round 6 we have $|P_U| = |U| = 3$ and the formation of a strong cycle.

However we may have that $|P_U| = 0$ after some update. In this case we can look towards another cycle U' containing a max-min chain in G . We then try to analyse the expected number of rounds until $|P_{U'}| = |U'|$.

In the above argument we eventually want to have $|P_U| = |U|$ for some cycle U containing a max-min chain in G . Once we **fix** a cycle U , the problem is similar to Gambler's Ruin with two players A and B . Player A has $|P_U|$ dollars and Player B has $|U| - |P_U|$ dollars. In each round there is some probability that Player A wins one dollar from Player B , there is some Probability that Player A loses one dollar to Player B and there is some probability that neither of them win or lose. We make the following argument in the next theorem to characterise the expected number of rounds until a strong cycle is formed.

Theorem 4.2.2. *Let (G, f) be a strongly connected graph with valuation f and orbit $b = b(G)$. Let X be a random variable denoting the number of rounds until a strong cycle is formed. Then $\mathbb{E}[X] = \mathcal{O}(nb^2)$.*

Proof. Firstly, we argue that $\mathbb{E}[X]$ can be upper bounded by the following game of Gambler's Ruin. Given the valuation f , let $P_U \subseteq U \subseteq V$ denote a max-min chain P_U contained in the cycle U . We will now fix attention to the cycle U and the max-min chain P_U . Note that as we perform updates, the path P_U may cease to be a min-max chain. This does not matter since we only require that when we *initially* pick P_U and a cycle U that it is a min-max chain.

Initially, Player A has $|P_U| \in \{1, 2, \dots, |U|\}$ dollars and Player B has $|U| - |P_U|$ dollars. Player A models the length of the path P_U . A strong cycle is formed exactly when $|P_U| = |U|$ for some cycle U containing P_U . This occurs exactly when B is ruined. We can now perform updates from $f = f_0$ according to the asynchronous maximum model.

We argue that Player A can never be ruined. We have already fixed a cycle U and are considering a path P_U . Suppose in Round t we have $|P_U| = 1$. Now in round $t + 1$ suppose we select a vertex in order to make $|P_U| = 0$. (This is possible, consider Figure 6.4 in Round $t = 5$, if the model selected the vertex valued 5 in the cycle of length 3 then this scenario would have occurred in Round $t + 1$). However, now in round $t + 1$ we immediately switch to another min-max chain $P_{U'}$ (which depends on f_{t+1}) contained in a new cycle U' . Now we fix attention to this cycle U' . We have that $|P_{U'}| = \{1, 2, \dots, |U'|\}$. Since the min-max chain depends on the valuation then the size of U' may be larger or smaller or the same compared to the size of U . The important observation is that in Round $t + 1$, $|P_{U'}| \geq 1$ and we can consider Player A as owning $|P_{U'}|$ dollars and Player B as owning $|U'| - |P_{U'}|$ dollars. For any max-min chain P in a cycle U , we have that $|U| \leq b(G)$. In the worst case, Player A would start with 1 dollar and need to obtain $b(G)$ dollars. For each round given that P_U is the max-min chain in that round we have,

$$\mathcal{P}(|P_U| \text{ increases}) = \frac{1}{n}$$

$$\mathcal{P}(|P_U| \text{ decreases}) = 0 \text{ or } \frac{1}{n}$$

$$\mathcal{P}(|P_U| \text{ does not increase or decrease}) = \frac{n-1}{n} \text{ or } \frac{n-2}{n}$$

Then the worst case probabilities from the perspective of Player A are

$$\mathcal{P}(|P_U| \text{ increases}) = \frac{1}{n}$$

$$\mathcal{P}(|P_U| \text{ decreases}) = \frac{1}{n}$$

$$\mathcal{P}(|P_U| \text{ does not increase or decrease}) = \frac{n-2}{n}$$

For example, in Figure 6.4, in Round 3 the probability that the maximal chain in the cycle of length 6 decreases is zero. However if situations like these do not occur then it is worse for Player A .

Therefore, the expected number of rounds until we obtain a strong cycle can be bounded by a game of Gamblers Ruin where Player A starts with $k \in \{1, 2, \dots, b(G)\}$ dollars and can never be ruined, and Player B starts with $l \in \{0, 1, 2, \dots, b(G) - 1\}$ dollars such that $k + l = b(G)$. We assume $k = 1$ in the worst case. There is a $\frac{1}{n}$ chance of Player A giving a dollar to Player B , a $\frac{1}{n}$ chance of Player B giving a dollar to Player A and a $\frac{n-2}{n}$ chance of neither player giving money to the other. Lemma 4.2.3 completes the proof that $\mathbb{E}[X] = \mathcal{O}(nb^2)$. \square

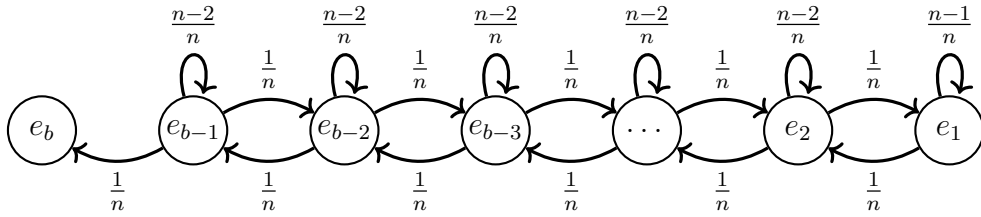


Figure 4.2: Transition probabilities in the Gamblers Ruin Game for Player A where A has $b - k$ dollars.

Lemma 4.2.3. *The expected number of rounds in the game of gamblers ruin described at the end of Theorem 4.2.2 is in $\mathcal{O}(nb^2)$.*

Proof. Let e_k be the expected number of rounds until Player A has b dollars given that Player A starts with k dollars. We have that $k \in \{1, 2, \dots, b(G)\}$ and want to find e_1 . Clearly $e_b = 0$. Please refer to Figure 4.2. For $1 \leq k \leq b - 2$, we can derive the following equation by conditioning on the events that Player A gives money to B , gains money from B or neither wins or loses.

$$e_{b-k} = 1 + \frac{1}{n}e_{b-(k-1)} + \frac{1}{n}e_{b-(k+1)} + \frac{n-2}{n}e_{b-k} \quad (4.1)$$

Now we claim that for $0 \leq k \leq b - 2$,

$$e_{b-k} = \frac{kn}{2} + \frac{k}{k+1}e_{b-(k+1)} \quad (4.2)$$

where this equation comes from [Hor23]. The proof is by induction on k . For $k = 0$, $e_b = 0$. Now suppose the claim holds up to $k - 1$. Since we have $1 \leq k \leq b - 2$ then Equation 4.1 gives

$$\begin{aligned}
e_{b-k} &= 1 + \frac{1}{n}e_{b-(k-1)} + \frac{1}{n}e_{b-(k+1)} + \frac{n-2}{n}e_{b-k} \\
e_{b-k} &= 1 + \frac{1}{n} \left(\frac{(k-1)n}{2} + \frac{k-1}{k}e_{b-k} \right) + \frac{1}{n}e_{b-(k+1)} + \frac{n-2}{n}e_{b-k} \quad \text{Induction Hypothesis} \\
\frac{2}{n} \cdot e_{b-k} &= 1 + \frac{1}{n} \left(\frac{(k-1)n}{2} + \frac{k-1}{k}e_{b-k} \right) + \frac{1}{n}e_{b-(k+1)} \\
\frac{2}{n} \cdot e_{b-k} &= 1 + \frac{(k-1)}{2} + \frac{k-1}{kn}e_{b-k} + \frac{1}{n}e_{b-(k+1)} \\
\left(\frac{2}{n} - \frac{k-1}{kn} \right) e_{b-k} &= 1 + \frac{(k-1)}{2} + \frac{1}{n}e_{b-(k+1)} \\
\left(\frac{k+1}{kn} \right) e_{b-k} &= 1 + \frac{(k-1)}{2} + \frac{1}{n}e_{b-(k+1)} \\
\left(\frac{k+1}{kn} \right) e_{b-k} &= \frac{k+1}{2} + \frac{1}{n}e_{b-(k+1)} \\
e_{b-k} &= \frac{kn}{2} + \frac{k}{k+1}e_{b-(k+1)}
\end{aligned}$$

Therefore, by induction we have that Equation 4.2 holds for all $0 \leq k \leq b - 2$. We can derive a recurrence for when $k = b - 1$ by again conditioning on whether A wins, loses or the round is a draw. We obtain

$$e_1 = 1 + \frac{1}{n}e_2 + \frac{n-1}{n}e_1.$$

Therefore

$$e_1 = n + e_2.$$

Using the claim we have that $e_2 = e_{b-(b-2)} = \frac{(b-2)n}{2} + \frac{b-2}{b-1}e_1$. Combining these equations gives

$$e_1 = n + e_2 = n + \frac{(b-2)n}{2} + \frac{b-2}{b-1}e_1.$$

Solving for e_1 gives

$$e_1 = \frac{nb(b-1)}{2} = \mathcal{O}(nb^2)$$

which is the expected number of rounds until A has b dollars given A starts with 1 dollar. □

We remark that for undirected graphs $b = 2$, and the time to a strong cycle (which for $b = 2$ is a strong edge) is $\mathcal{O}(n)$.

4.2.3 Phase 2: Strong Cycle Set

Now we try to bound the worst case convergence time in Phase 2. That is we assume a strong cycle exists in the graph and bound the number of rounds until the strong cycle set is the entire graph.

Theorem 4.2.4. *Let G be a directed graph with non-empty strong cycle set C . For $2 \leq k \leq n$, let Z be a random variable denoting the number of rounds until $|C| = n$ given $|C| = k$. Then*

$$\mathbb{E}[Z] = \mathcal{O}\left(\frac{n}{\phi'} \log n\right)$$

Where $\phi' = \min(\phi_{out}, \phi_{in})$.

Proof. We will split process into Phase 2.1 and Phase 2.2. In Phase 2.1 we bound the expected number of rounds until $|C| = \lfloor \frac{n}{2} \rfloor + 1$. In Phase 2.2 we bound the expected number of rounds from $|C| = \lfloor \frac{n}{2} \rfloor + 1$ until $|C| = n$. We call an update successful if it increases the quantity $|C|$.

Phase 2.1: Let Z be a random variable denoting the number of rounds until $|C| = \lfloor \frac{n}{2} \rfloor + 1$ given $|C| = k$. We assume that $k \leq \lfloor \frac{n}{2} \rfloor + 1$ as otherwise $\mathbb{E}[Y] = 0$. Let Z_i be a random variable denoting the number of rounds until $|C| = i$ given that $|C| = i - 1$. Each random variable Y_i stochastically dominates a geometric random variable Y'_i with success probability $\frac{\phi_{in} \cdot (i-1)}{n}$. This is because there are at least $\phi_{in} \cdot |C|$ vertices that have edges directed towards the set C .

Therefore

$$\mathbb{E}[Z] = \sum_{i=k+1}^{\lfloor \frac{n}{2} \rfloor + 1} \mathbb{E}[Z_i] \leq \sum_{i=3}^{\lfloor \frac{n}{2} \rfloor + 1} \mathbb{E}[Z_i]$$

Using $\mathbb{E}[Z_i] \leq \mathbb{E}[Z'_i]$ then gives

$$\leq \sum_{i=3}^{\lfloor \frac{n}{2} \rfloor + 1} \mathbb{E}[Z'_i] = \sum_{i=3}^{\lfloor \frac{n}{2} \rfloor + 1} \frac{n}{\phi_{in}(i-1)} \leq \frac{n}{\phi_{in}} \sum_{j=1}^n \frac{1}{j} = \mathcal{O}\left(\frac{n}{\phi_{in}} \log n\right).$$

Phase 2.2:

Here we assume $\lfloor \frac{n}{2} \rfloor + 1 \leq |C| < n$. We partition G into the sets $C, W = \Gamma_{\tilde{C}}(C)$ and $U = V \setminus (S \cup W)$. The diagram is similar to Figure 3.4. In the worst case an update will only be successful when a vertex $v \in W$ is selected. We will first bound the number of rounds to shrink $|U|$ to zero then the number of rounds to shrink $|W|$ to zero.

Let Y be a random variable denoting the number of rounds until $|U| = 0$. Let Y_i be the number of rounds until $|U| = i$ given $|U| = i + 1$. We make the assumption that in the worst case $|U|$ can decrease by at most one during an update. Let $|U| = m \leq \lfloor \frac{n}{2} \rfloor - 2 \leq n - 1$ be the initial size of U . Then $Y = \sum_{i=0}^{m-1} Y_i$. In order to decrease $|U|$ by one, we choose a vertex in $\Gamma_G(U)$. This occurs with probability $\frac{\Gamma(U)}{n}$. Further, $\phi_{out}|U| \leq \Gamma(U)$. This implies $\frac{\Gamma(U)}{n} \geq \frac{\phi_{out}|U|}{n}$. Therefore each Y_i stochastically dominates a geometric random variable Y'_i with success probability $\frac{\phi_{out}|U|}{n} = \frac{\phi_{out}(i+1)}{n}$. We have that

$$\begin{aligned} \mathbb{E}[Y] &= \sum_{i=0}^{m-1} \mathbb{E}[Y_i] \leq \sum_{i=0}^{m-1} \mathbb{E}[Y'_i] = \sum_{i=0}^{m-1} \frac{n}{\phi_{out}(i+1)} \\ &\leq \sum_{i=0}^{\lfloor \frac{n}{2} \rfloor - 3} \frac{n}{\phi_{out}(i+1)} = \frac{n}{\phi_{out}} \sum_{i=0}^{n-1} \frac{1}{i+1} \leq \frac{n}{\phi_{out}} H_n = \mathcal{O}\left(\frac{n}{\phi_{out}} \log n\right). \end{aligned}$$

Now we assume $|U| = 0$ and consider the number of rounds to shrink $|W| = |\Gamma_{\tilde{C}}(C)|$ to 0. Let $|W| = p \leq \lfloor \frac{n}{2} \rfloor - 1 \leq n$ be the initial size of W . Since $|U| = 0$

then the vertices of G are either in C or $W = \Gamma_{\tilde{G}}(C)$. Let R be a random variable denoting the number of rounds until $|W| = 0$ given $|W| = p$. Let R_i denote the number of rounds until $|W| = i$ given that $|W| = i + 1$. Then $R = \sum_{i=0}^{p-1} R_i$. Each R_i is a geometric random variable with success probability $\frac{|W|}{n} = \frac{i+1}{n}$. Then the expected number of rounds until a successful update is $\frac{n}{i+1}$. Therefore

$$\mathbb{E}[R] = \sum_{i=0}^{p-1} \mathbb{E}[R_i] = \sum_{i=0}^{p-1} \frac{n}{i+1}$$

Using $p \leq \lfloor \frac{n}{2} \rfloor - 1 \leq n$ gives

$$\leq \sum_{i=0}^{\lfloor \frac{n}{2} \rfloor - 2} \frac{n}{i+1} \leq n \sum_{j=1}^n \frac{1}{j} = nH_n = \mathcal{O}(n \log n) = \mathcal{O}\left(\frac{n}{\phi_{out}} \log n\right).$$

The last equality arises since $\phi_{out} \leq 5$. Combining all of the phases gives us that the number of rounds until $|C| = n$ given $|C| = k$ for $2 \leq k \leq n$ is

$$\mathcal{O}\left(\frac{n}{\phi_{in}} \log n\right) + \mathcal{O}\left(\frac{n}{\phi_{out}} \log n\right) + \mathcal{O}\left(\frac{n}{\phi_{out}} \log n\right) = \mathcal{O}\left(\frac{n}{\phi'} \log n\right).$$

□

Theorem 4.2.5. *Let G be a strongly connected graph with Orbit b and let $\phi' = \min(\phi_{out}, \phi_{in})$. The convergence time of G under the asynchronous maximum model is*

$$\mathcal{T}(G) = \mathcal{O}(nb^2 + \frac{n}{\phi'} \log n).$$

Proof. Let f be any valuation of G . We first need to form a strong cycle set C and then we need to increase $|C|$ until $|C| = n$. If $|C| = 0$ then by Theorem 4.2.2 in expectation it takes $\mathcal{O}(nb^2)$ rounds until $|C| > 0$. By Theorem 4.2.4 in expectation we need $\mathcal{O}(\frac{n}{\phi'} \log n)$ rounds until $|C| = n$ given $|C| > 0$. The convergence time $\mathcal{T}(G)$ can therefore be bounded by the sum of these two processes. □

We remark that for undirected graphs, $b = 2$ and $\phi = \phi_{out} = \phi_{in}$ so the bound in Theorem 4.2.5 reduces to $\mathcal{O}(\frac{n}{\phi} \log n)$ which agrees with our earlier analysis.

Question 4.2.1. Is it possible to formulate $\mathcal{T}(G)$ in terms of ϕ_{in} (or respectively ϕ_{out}) only?

If we wanted to show the answer to the above is negative, it would be enough to provide a graph with large (near constant) ϕ_{out} but arbitrarily small ϕ_{in} (or vice-versa). This would indicate that the parameter ϕ' is necessary to obtain a good characterisation of the convergence times in terms of the vertex expansions.

Question 4.2.2. Do there exist strongly connected graphs G with ϕ_{in} arbitrarily small ($\phi_{in} = o(1)$) while ϕ_{out} is approximately a constant ($\phi_{out} = \theta(1)$).

Question 4.2.3. Can the parameter b be written in terms of ϕ_{in} (respectively ϕ_{out}). For example we would expect that every vertex in a graph with good vertex out-expansion to be contained in a small cycle.

Chapter 5

Conclusion

We introduced the notion of an iterative graph model. This captures *any* model which updates vertices of a graph G according to some rule. If there are only a finite number of possible states a graph G can update to we can define the Markov Chain of Possibilities \mathcal{G} . This allows for a rigorous definition of the period and convergence time in terms of absorbing components of \mathcal{G} and the number of rounds taken to reach them in the worst case. The asynchronous maximum model is introduced as one such iterative graph model.

Chapter 3 is concerned with undirected graphs G . It is shown that every absorbing component in \mathcal{G} has size 1 and contains a constant valuation state. The convergence time is bounded by looking at two phases. Phase 1 is concerned with the time until a strong edge is formed and Phase 2 examines the expected number of rounds until the values at this strong edge propagate to the rest of the graph. It is shown the convergence time is lower bounded by $\Theta(n \log n)$ and bounded above by $\mathcal{O}(n^2)$. Further these bounds are tight by example of K_n and P_n . We can potentially improve the upper bound for a large class of graphs by introducing the vertex expansion. We show $\mathcal{T}(G) = \mathcal{O}(\frac{n}{\phi} \log n)$ which is better than $\mathcal{O}(n^2)$ when $\phi = o(\frac{\log n}{n})$. Further, we show that with high probability the process converges in $\mathcal{O}((\frac{n}{\phi} \log n)(g(n)))$ rounds where $g(n)$ is any function such that $\frac{1}{g^2(n)} \rightarrow 0$ as $n \rightarrow \infty$. This result shows that the number of rounds until convergence only exceeds the expected number of rounds until convergence by a factor of $g(n)$.

In Chapter 4 we study the model for strongly connected directed graphs. The period of the model is again shown to be 1. We again bound the convergence time by splitting into two phases. Phase 1 is concerned with the time taken to reach a strong cycle. The expected number of rounds until a strong cycle is formed is shown to be bounded above by a game of gamblers ruin. Phase 2 is concerned with the expected number of rounds until the strong cycle set has propagated through the entire graph. The expected number of rounds of both phases is shown to be in $\mathcal{O}(nb^2 + \frac{n}{\phi'} \log n)$.

5.1 Future Research

The study of the asynchronous maximum model leaves us with some interesting questions for further research. The first clear extension would be to generalise the results for weakly connected graphs. In this case the period is still 1 however the absorbing states in the Markov Chain are not constant valuation states. An example of such a graph in an absorbing state is given in Figure 5.1.

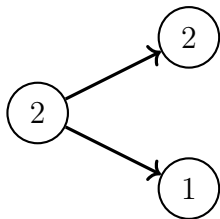


Figure 5.1: The values on this weakly connected graph will not change

The convergence time for a weakly connected graph G could be analysed as follows. Firstly, partition G into maximal strongly connected components. This partition induces a partial ordering of the maximal strongly connected components. The convergence time can then be bounded by the time taken for each component to converge.

In the strongly connected analysis we are unsure whether the parameter $\phi' = \min\{\phi_{in}, \phi_{out}\}$ is needed. Is it possible to formulate $\mathcal{T}(G)$ in terms of ϕ_{in} only? To answer this question in the negative, and an interesting problem in its own right, would be to construct a graph G (which is strongly connected) where one of these parameters is large while the other is arbitrarily small. Does such a G exist?

Further, consider the strongly connected case. We know the absorbing states are constant valuation states. The next natural question to ask is what values are on the vertices when the process converges. More precisely, let f_0 be an initial valuation which takes values in $S \subseteq [n]$. For each $s \in S$, what is the probability that the final valuation is of the form $f_{con}(x) = s$ for all $x \in V$? We will call the valuation it equals at convergence the absorbing valuation of (G, f_0) .

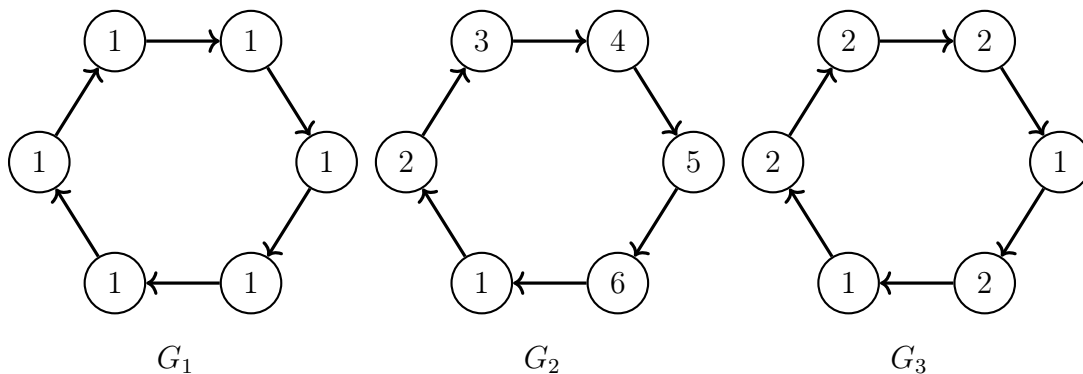


Figure 5.2: Three graphs with different initial valuations

In some cases the answer is trivial. For example, G_1 in Figure 5.2 with probability 1 the absorbing valuation is the constant valuation sending each vertex to the value 1. For G_2 potentially we should expect that all constant valuations (sending all vertices to a value in $[6]$) are equally likely to be the absorbing valuation. For G_3 the analysis would become more difficult but we expect the probability to depend on the following two criteria:

1. The initial density of the value in the graph. For example the density of the value 2 in G_3 is $\frac{4}{6}$. We would expect it is more likely for the absorbing valuation to be the valuation sending every vertex to 2.

2. The structure of the graph in relation to the value.

The study of the asynchronous maximum model leads to interesting proof techniques which could potentially generalise to other iterative graph models. The questions we are left with also provide some potential avenues for future research.

Bibliography

- [Wol18] Stephen Wolfram. Cellular automata and complexity: collected papers. crc Press, 2018.
- [Adl91] Joan Adler. “Bootstrap percolation”. In: Physica A: Statistical Mechanics and its Applications 171.3 (1991), pp. 453–470.
- [Zeh19] Abdolahad N Zehmakan. “On the spread of information through graphs”. PhD thesis. ETH Zurich, 2019.
- [Pel02] David Peleg. “Local majorities, coalitions and monopolies in graphs: a review”. In: Theoretical Computer Science 282.2 (2002), pp. 231–257.
- [GZ18] Bernd Gärtner and Ahad N Zehmakan. “Majority model on random regular graphs”. In: LATIN 2018: Theoretical Informatics: 13th Latin American Symposium Proceedings 13. Buenos Aires, Argentina (Apr. 2018). Springer, pp. 572–583.
- [Zeh23] Ahad N. Zehmakan. “Random Majority Opinion Diffusion: Stabilization Time, Absorbing States, and Influential Nodes”. In: (2023). DOI: <https://doi.org/10.48550/arXiv.2302.06760>.
- [Zeh18] Ahad N. Zehmakan. “Opinion Forming in Erdos-Renyi Random Graph and Expanders”. In: (2018). DOI: <https://doi.org/10.48550/arXiv.1805.12172>.
- [Bal+10] Paul Balister et al. “Random majority percolation”. In: Random Structures & Algorithms 36.3 (2010), pp. 315–340.
- [GZ21] Bernd Gärtner and Ahad N Zehmakan. “Majority rule cellular automata”. In: Theoretical Computer Science 889 (2021), pp. 41–59.
- [OZ21] Charlotte Out and Ahad N Zehmakan. “Majority vote in social networks: Make random friends or be stubborn to overpower elites”. In: arXiv preprint arXiv:2109.14265 (2021).
- [DR09] Paul A Dreyer Jr and Fred S Roberts. “Irreversible k-threshold processes: Graph-theoretical threshold models of the spread of disease and of opinion”. In: Discrete Applied Mathematics 157.7 (2009), pp. 1615–1627.
- [Dem21] Pierpaolo Demange Marc; Alessia Di Fonso; Gabriele Di Stefano; Vittorini. “A graph theoretical approach to the firebreak locating problem”. In: (2021). DOI: <https://doi.org/10.48550/arXiv.2103.10115>.

- [Hus11] Niazi; Muaz; Amir Hussain. “Agent-based computing from multi-agent systems to agent-based models: a visual survey.” In: Scientometrics 89 (2011), pp. 479–499. URL: <https://doi.org/10.48550/arXiv.1708.05872>.
- [GT83] Eric Goles and Maurice Tchuente. “Iterative behaviour of generalized majority functions”. In: Mathematical Social Sciences 4.3 (1983), pp. 197–204.
- [FKW13] Silvio Frischknecht, Barbara Keller, and Roger Wattenhofer. “Convergence in (social) influence networks”. In: Distributed Computing: 27th International Symposium, DISC 2013. Proceedings 27. Springer. Jerusalem, Israel, Oct. 2013, pp. 433–446.
- [NG20] Ahad N Zehmakan and Serge Galam. “Rumor spreading: A trigger for proliferation or fading away”. In: Chaos: An Interdisciplinary Journal of Nonlinear Science 30.7 (2020).
- [Die10] Reinhard Diestel. Graph Theory. Springer, 2010.
- [RGr95] Andreu Mas-Colell; Michael D. Whinston; Jerry R. Green. Microeconomic Theory. 6.D.1. Oxford University Press, 1995, pp. 194–196.
- [Ban16] Afonso S. Bandeira. “Ten Lectures and Forty-Two Open Problems in the Mathematics of Data Science”. In: (2016), p. 28. URL: <https://people.math.ethz.ch/~abandeira/TenLecturesFortyTwoProblems.pdf>.
- [Hor23] Timothy Horscroft. Convergence Properties of Dynamic Processes on Graphs. Tech. rep. Australian National University, 2023.
- [RP 71] Jr. R.P. Boas Jr.; J.W. Wrench. “Partial Sums of the Harmonic Series”. In: The American Mathematical Monthly 78.8 (1971), pp. 864–870.
- [Dub09] Alessandro Panconesi Dubhashi Devdatt P. Concentration of Measure for the Analysis of Randomized Algorithms. Cambridge University Press, 2009.

Chapter 6

Appendix

6.1 Valuations

In this section we show that our definition of valuations as functions into $[n]$ does not lost any generality in the asynchronous maximum model. This section should be treated as stand alone and notation introduced here (such as a valuation and valuation family) should not be confused with the definitions given in the body of the paper.

Definition 6.1.1. (Configurations) Let C be a non-empty, totally ordered set. We call C a configuration.

Definition 6.1.2. (Valuation in terms of C) Let $G = (V, E)$ be a graph (directed or undirected) with vertex set V and edge set E . Fix $t \in \mathbb{Z}$ such that $t \geq 0$. A *valuation* of the graph G is a function $f_t : V \rightarrow C$.

We note the above definition is more general than the one used in the paper, since now $C = [n], \mathbb{N}, \mathbb{R}$ is allowed. One may naturally ask if the set C effects the asynchronous maximum model. For example is there a difference between choosing $C = \mathbb{R}$ and $C = \mathbb{N}$?. Given some mild assumptions on the cardinality of C the answer is negative as we now show. This will justify our choice of $C = [n]$ in the paper.

Definition 6.1.3. (Isomorphism of Valuations) Fix a graph $G = (V, E)$. Let C, C' be configurations. Let $f : V \rightarrow C$ and $g : V \rightarrow C'$ be two valuations. An *Isomorphism of Valuations* is a map $\alpha : V \rightarrow V$ such that the following hold:

1. α is a graph automorphism. That is $\alpha : V \rightarrow V$ such that $(u, v) \in E$ if and only if $(\alpha(u), \alpha(v)) \in E$.
2. For all vertices $u, v \in V$, $f(u) < f(v)$ (resp. $=, >$) if and only if $g(\alpha(u)) < g(\alpha(v))$ (resp. $=, >$).

Example 6.1.1. (Isomorphism of Valuations) Please consider the graph G in Figure 6.1 with vertex labels v_1, \dots, v_4 .

There is an automorphism $\alpha : V \rightarrow V$ given by

$$\alpha(v_1) = v_2$$

$$\begin{aligned}\alpha(v_2) &= v_1 \\ \alpha(v_3) &= v_3 \\ \alpha(v_4) &= v_4.\end{aligned}$$

Now consider the following two valuations f and g given in Figure 6.2. We have that α is an isomorphism of valuations. Note that the automorphism α swaps v_1 and v_2 so it does indeed preserve orderings between all vertices. Even though f contains numbers from \mathbb{R} and g contains numbers in \mathbb{N} , we expect the asynchronous maximum model to update them in the same way. Therefore the isomorphism of valuations preserves the important information in the valuation, namely the relative ordering of the vertices.

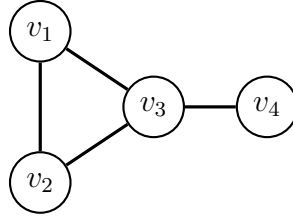


Figure 6.1: Graph G

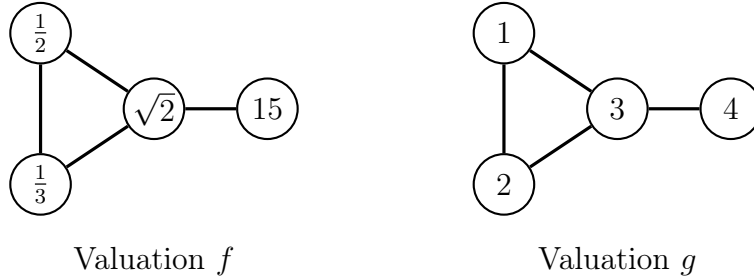


Figure 6.2: Two isomorphic valuations

Notation 6.1.1. The \square relation will be used to denote one of $<$, $=$ or $>$. This is to ease notation instead of writing (resp. $<$, $=$, $>$) in each proof. This is because condition 2 in Definition 6.1.3 requires us to check $<$, $=$ and $>$ but the argument is generally the same in each case.

The definition below is more general than the one used in the paper.

Definition 6.1.4. Let G be a graph. The *valuation family of G* is the set of all valuations of G and is denoted by

$$\mathcal{F}_G = \{f \mid f : V \rightarrow C \text{ is a valuation} \}$$

When the graph is clear from context, $\mathcal{F}_G = \mathcal{F}$.

The isomorphism of valuations will allow us to define an equivalence relation on the valuation family \mathcal{F}_G . Provided the updates of the asynchronous maximum model are in some sense the same on these equivalence classes then the number of valuations can instead be bounded by the number of equivalence classes. This idea is made precise in the following three lemmas.

Lemma 6.1.1. *Fix a graph G and consider \mathcal{F} . Define the relation $f \equiv g$ if there exists an isomorphism of valuations from f to g . Then \equiv is an equivalence relation on \mathcal{F} .*

Proof. Let C, C', C'' be configurations. Let $f : V \rightarrow C, g : V \rightarrow C', h : V \rightarrow C''$ be valuations in \mathcal{F} .

Reflexive The map $\alpha : V \rightarrow V$ given by $\alpha(v) = v$ is a graph isomorphism. Further, it is an isomorphism of valuations since for $u, v \in V$ we have $f(u) \square f(v)$ if and only if $f(u) = f(\alpha(u)) \square f(\alpha(v)) = f(v)$. Therefore $f \equiv f$.

Symmetric Suppose $f \equiv g$. Then there exists an isomorphism of valuations $\alpha : V \rightarrow V$. We want to show α^{-1} is an isomorphism of valuations from g to f . α^{-1} is a graph isomorphism since the inverse of a graph automorphism is itself a graph isomorphism.

To show the second condition let $u', v' \in V$. Note these can be written as $u' = \alpha^{-1}(u)$ and $v' = \alpha^{-1}(v)$ for some $u, v \in V$. Since $f \equiv g$, we have $f(u') \square f(v')$ if and only if $g(\alpha(u')) \square g(\alpha(v'))$. This implies $f(\alpha^{-1}(u)) \square f(\alpha^{-1}(v))$ if and only if $g(u) = g(\alpha(\alpha^{-1}(u))) < \square g(\alpha(\alpha^{-1}(v))) = g(v)$, which is exactly the second condition. Therefore $g \equiv f$.

Transitive Suppose $f \equiv g$ under the isomorphism α and $g \equiv h$ under the isomorphism β . We show $f \equiv h$ under the isomorphism of valuations $\beta \circ \alpha$. A composition of automorphisms is an automorphism, so $\beta \circ \alpha$ indeed satisfies the first condition.

Let $u, v \in V$. Since $f \equiv g$, we have $f(u) \square f(v)$ if and only if $g(\alpha(u)) \square g(\alpha(v))$. Further since $g \equiv h$, $g(\alpha(u)) \square g(\alpha(v))$ if and only if $h(\beta(\alpha(u))) \square h(\beta(\alpha(v)))$.

Therefore

$$f(u) \square f(v) \text{ if and only if } h(\beta(\alpha(u))) \square h(\beta(\alpha(v)))$$

Therefore the relation is transitive. \square

Notation 6.1.2. Let $[\mathcal{F}]$ denote the equivalence classes of \mathcal{F} under the equivalence relation \equiv defined in 6.1.1. If $f \in \mathcal{F}$, let $[f]$ denote its equivalence class.

An equivalence relation partitions a set into equivalence classes. We now show that valuations in the same equivalence class remain in the same equivalence class after being updated by the asynchronous maximum model. Informally the updates of the asynchronous maximum model do not care about the underlying configuration set C , but rather only the equivalence class of the valuation function $f : V \rightarrow C$.

Lemma 6.1.2. *Let G be a graph and C, C' be configurations. Let $f_t : V \rightarrow C, g_t : V \rightarrow C'$ be valuations such that $f_t \equiv g_t$ under the isomorphism α . Then $f_{t+1} \equiv g_{t+1}$.*

Proof. We claim that α is also an isomorphism from f_{t+1} to g_{t+1} . It is still a graph automorphism so it remains to show that the second condition is satisfied. Let $v' \in V$ be the vertex chosen for update under the asynchronous maximum model under valuation f_t . This corresponds to the choice of $\alpha(v')$ for the valuation g_t . By definition we have that

$$f_{t+1}(v) = \begin{cases} \max_{v \sim u} \{f_t(u)\} & \text{if } v = v' \\ f_t(v) & \text{if } v \neq v' \end{cases}$$

$$g_{t+1}(\alpha(v)) = \begin{cases} \max_{\alpha(v) \sim \alpha(u)} \{g_t(\alpha(u))\} & \text{if } \alpha(v) = \alpha(v') \\ g_t(\alpha(v)) & \text{if } \alpha(v) \neq \alpha(v') \end{cases}$$

Let $u, v \in V$. We consider two cases.

Case 1: Both $u, v \neq v'$. Since α is an isomorphism of valuations then for $u, v \in V$,

$$f_t(u) \square f_t(v) \text{ if and only if } g_t(\alpha(u)) \square g_t(\alpha(v))$$

Since for $v \neq v'$, $f_{t+1}(v) = f_t(v)$ and $g_{t+1}(v) = g_t(v)$ then

$$f_{t+1}(u) \square f_{t+1}(v) \text{ if and only if } g_{t+1}(\alpha(u)) \square g_{t+1}(\alpha(v))$$

Therefore the second condition of an isomorphism of valuations holds.

Case 2: One of u or v is v' . Without loss of generality suppose $v = v'$. Suppose

$$f_{t+1}(u) \square f_{t+1}(v').$$

We show this holds if and only if

$$g_{t+1}(\alpha(u)) \square f_{t+1}(\alpha(v')).$$

If $f_{t+1}(u) \square f_{t+1}(v')$ then using the definition of f_t gives

$$f_{t+1}(u) = f_t(u) \square \max_{v' \sim w} \{f_t(w)\} = f_{t+1}(v') \quad (6.1)$$

Let w' be the vertex adjacent to v' such that $\max_{v' \sim w} \{f_t(w)\} = f_t(w')$. Then Equation 6.1 implies

$$f_t(u) \square f_t(w') \quad (6.2)$$

Since $f_t \equiv g_t$, Equation 6.2 holds *if and only if* $g_t(\alpha(u)) \square g_t(\alpha(w'))$. But $g_t(\alpha(u)) = g_{t+1}(\alpha(u))$ since the vertex $\alpha(u)$ is not updated. Note α is a graph automorphism, so it preserves edge relations. Therefore $\alpha(v') \sim \alpha(w)$ if and only if $v' \sim w$. Further, α preserves in(equalities) between all vertices in the graph, so it preserves the maximum. Therefore

$$g_t(\alpha(w')) = \max_{\alpha(v') \sim \alpha(w)} \{g_t(\alpha(w))\}$$

But by definition we have

$$g_t(\alpha(w')) = \max_{\alpha(v') \sim \alpha(w)} \{g_t(\alpha(w))\} = g_{t+1}(\alpha(v')).$$

Combining this gives that $g_{t+1}(\alpha(u)) = g_t(\alpha(u)) \square g_t(\alpha(w')) = g_{t+1}(\alpha(v'))$. Therefore the second condition holds. \square

Lemma 6.1.2 states we can consider updates on an element in $[\mathcal{F}]$ rather than on a single valuation in \mathcal{F} . When combined with the Lemma below it classifies the equivalence classes of possible valuations on an arbitrary graph G .

Lemma 6.1.3. *Let G be a graph and $f : V \rightarrow C$ a valuation. There exists $g : V \rightarrow [n]$ and an isomorphism of valuations α from f to g .*

Therefore we can relabel the vertices with integers in $[n]$. α in Example 6.1.1 is one such isomorphism.

Proof. Let $n = |V|$. Consider the valuation f . Let v_1, v_2, \dots, v_n be the vertices of V . Since C is a totally ordered set, there exists an ordering $i_1, i_2, \dots, i_n \in \mathbb{N}$ of the vertices such that the sequence

$$f(v_{i_1}), f(v_{i_2}), f(v_{i_3}), \dots, f(v_{i_n})$$

is non-decreasing. For $j \in \{1, 2, \dots, n\}$, Define

$$g(v_{i_j}) = \begin{cases} 1 & \text{if } j = 1 \\ g(v_{i_{j-1}}) & \text{if } j \geq 2 \text{ and } f(v_{i_{j-1}}) = f(v_{i_j}) \\ g(v_{i_{j-1}}) + 1 & \text{if } j \geq 2 \text{ and } f(v_{i_{j-1}}) < f(v_{i_j}) \end{cases}$$

Now consider $\alpha : V \rightarrow V$ which is the identity map, that is it maps every vertex to itself. This is an automorphism. Further, it preserves the ordering of the vertices since that is precisely how g was defined, to preserve the order of the valuation f . \square

Therefore Lemmas 6.1.2 and 6.1.3 state that every valuation on a graph G can be thought of as a function from $V \rightarrow [n]$. Then without loss of generality in the asynchronous maximum model we can assume $C = [n]$. Further, the number of equivalence classes in $[\mathcal{F}]$ is upper bounded by the number of functions from $V \rightarrow [n]$, which is n^n .

6.2 Inequalities

We will make use of some important inequalities.

6.2.1 Harmonic Number

Lemma 6.2.1. *Let $H_n = \sum_{i=1}^n \frac{1}{i}$ denote the n -th harmonic number. Then*

$$nH_{n-2} = \Theta(n \log n)$$

Proof. It is well known ([RP 71]) that

$$H_n = \log n + \gamma + \frac{1}{2n} - \varepsilon_n.$$

Where $\gamma \approx 0.577$ is a constant and $0 \leq \varepsilon_n \leq \frac{1}{8n^2}$. First we show $nH_n = \Omega(n \log n)$. We have

$$\begin{aligned} nH_n &= n \log n + n\gamma + \frac{1}{2} - n\varepsilon_n \\ &\geq n \log n - \frac{n}{8n^2} \\ &= n \log n - \frac{1}{8n} \\ &\geq n \log n - \frac{1}{8} \\ &\geq n \log n \left(1 - \frac{1}{8n \log n}\right) && \text{For } n \geq 2 \\ &\geq n \log n \left(1 - \frac{1}{8 \cdot 2 \log 2}\right) && \text{For } n \geq 2 \end{aligned}$$

Therefore $nH_n = \Omega(n \log n)$. Then we note that

$$nH_n - \frac{n}{n-1} - 1 = nH_{n-2}$$

For $n \geq 3$ we have

$$nH_n - \frac{5}{2} \leq nH_{n-2}.$$

Since $nH_n = \Omega(n \log n)$ then there exists a constant $C = (1 - \frac{1}{8 \cdot 2^{\log 2}}) > 0$ such that

$$Cn \log n - \frac{5}{2} \leq nH_{n-2}.$$

Therefore

$$n \log n (C - \frac{5}{2n \log n}) \leq nH_{n-2}.$$

Let $N \geq 3$ be the smallest natural number such that $(C - \frac{5}{2N \log N}) > 0$. This occurs at $N = 3$. Then for $n \geq N = 3$ we have

$$n \log n (C - \frac{5}{2 \cdot 3 \log 3}) \leq nH_{n-2}.$$

Therefore $nH_{n-2} = \Omega(n \log n)$. We note that for $n \geq 10$ we have that

$$0.868 \cdot n \log n \approx n \log n (C - \frac{5}{2 \cdot 10 \log 10}) \leq n \log n (C - \frac{5}{2n \log n}) \leq nH_{n-2}$$

Therefore even for small $n \geq 10$ we have a good lower bound on nH_{n-2} .

Now we show $nH_{n-2} = O(n \log n)$. We have that

$$H_n = \log n + \gamma + \frac{1}{2n} - \varepsilon_n \leq \log n + 1 + \frac{1}{2} \leq \log n + \log 5.$$

Therefore for $n \geq 5$, $H_n \leq 2 \log n$. So for $n \geq 5$ we have

$$nH_{n-2} \leq nH_n \leq 2n \log n = \mathcal{O}(n \log n).$$

Therefore $nH_{n-2} = \Theta(n \log n)$. □

6.2.2 Vertex Boundaries Proof

Proof. Let $A \subset V$ be such that $0 < |A| \leq \frac{n}{2}$. Since G is connected we have that

$$\frac{1}{2} \leq \frac{|\Gamma(A)|}{|A|}. \text{ Therefore } \frac{2}{n} \leq \phi_{out}.$$

Now we show $\phi \leq 5$. For $n = 2$ vertices there is one connected graph on two vertices so we know $\phi = 1$.

Assume $n \geq 3$. Let $A \subset V$ be any set of vertices such that $|A| = \lfloor \frac{n}{2} \rfloor$. Then

$$\begin{aligned}
\frac{|\Gamma(A)|}{|A|} &= \frac{|\Gamma(A)|}{\lfloor \frac{n}{2} \rfloor} \\
&= \frac{|\Gamma(A)|}{\frac{n}{2} - 1} \\
&= \frac{n - \lfloor \frac{n}{2} \rfloor}{\frac{n}{2} - 1} && |A| = \lfloor \frac{n}{2} \rfloor \text{ so } |\Gamma(A)| \leq n - \lfloor \frac{n}{2} \rfloor \\
&= \frac{n - (\frac{n}{2} - 1)}{\frac{n}{2} - 1} \\
&= \frac{\frac{n}{2} + 1}{\frac{n}{2} - 1} \\
&\leq 5
\end{aligned}$$

The last inequality is since the function $\frac{\frac{n}{2}+1}{\frac{n}{2}-1}$ is decreasing with respect to n so is maximised at its endpoint $n = 3$. Since ϕ_{out} is a minimum of $\frac{|\Gamma(A)|}{|A|}$ over all possible $A \subset V$ with $0 < |A| \leq \frac{n}{2}$ and $\frac{|\Gamma(A)|}{|A|} \leq 5$ for some choice of A then we have $\phi_{out} \leq 5$. \square

6.3 Boundaries Proof

Lemma 6.3.1. *Let G be a strongly connected directed graph. Let $\emptyset \subsetneq S \subseteq V$. There exists a $N \in \mathbb{N} \cup \{0\}$ such that*

$$V = \bigsqcup_{k=0}^N \Gamma^k(S)$$

where $\Gamma^k(S) \neq \emptyset$ for all $0 \leq k \leq N$ and $\Gamma^k(S) = \emptyset$ for all $k > N$. That is the k -boundaries of S partition the set V into exactly $N + 1$ disjoint subsets.

Proof. We use induction on $|V|$.

If $|V| = 1$ then $S = V$ by assumption, since $S \subseteq V$ is non-empty. Then we have

$$V = S.$$

is a partition into k -boundaries with $N = 0$.

Now suppose $|V| > 1$. The idea of the proof is to choose a suitable vertex $v \in V$ to delete from G . Denote $V' = V \setminus \{v\}$. This results in $G' = G[V']$. The induced subgraph will have $|V| - 1$ vertices and by the induction hypothesis V' is partitioned into k -boundaries by any $S' \subseteq V'$. Then we show adding back in this vertex v does not violate any of the desired properties.

Please refer to Figure 6.3. Let $S \subseteq V$. Since S is non-empty then we can fix any $v \in S$. Consider $V' = V \setminus \{v\}$ and let $G' = G[V'] = (V', E')$ be the subgraph of G induced by V' . Since $|V'| = |V| - 1$ the induction hypothesis implies for any non empty set S' , there exists an $N \in \mathbb{N}$ such that

$$V' = \bigsqcup_{k=0}^N \Gamma_{G'}^k(S'). \tag{6.3}$$

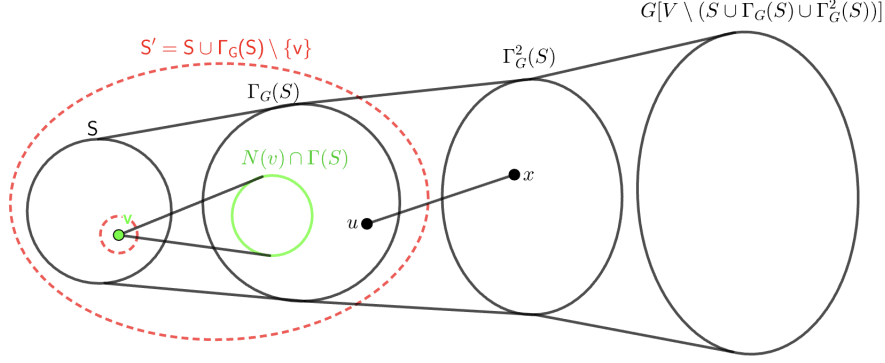


Figure 6.3: Graph G with components $S, \Gamma(S), S'$,

where for all $0 \leq k \leq N$, $\Gamma_{G'}^k(S') \neq \emptyset$ and $\Gamma_{G'}^k(S') = \emptyset$ for all $k > N$. Take $S' = (S \cup \Gamma_G(S)) \setminus \{v\}$ in the induction hypothesis.

Claim: We show that for $k = 1, 2, \dots, N$,

$$\Gamma_{G'}^k(S') = \Gamma_G^{k+1}(S).$$

The proof of the claim is by induction on k .

Base Case: For $k = 1$ this amounts to using the definition of the boundary. We show $\Gamma_{G'}(S') \subseteq \Gamma_G^2(S)$ and $\Gamma_{G'}(S') \supseteq \Gamma_G^2(S)$.

Suppose $x \in \Gamma_{G'}(S')$. Then $x \in V'$ and there exists an edge $(u, x) \in E'$ such that

$$u \in S' = S \cup \Gamma_G(S) \setminus \{v\} \quad (6.4)$$

$$x \notin S' = S \cup \Gamma_G(S) \setminus \{v\} \quad (6.5)$$

To show that $x \in \Gamma_G^2(S)$ we use the definition,

$$\begin{aligned} \Gamma_G^2(S) &= \Gamma_G(\Gamma_G(S)) \setminus S \\ &= \{v' \in V \mid u \in \Gamma_G(S), v' \notin \Gamma_G(S) \text{ and } u \sim v'\} \setminus S \end{aligned}$$

Which implies

$$\Gamma_G^2(S) = \{v' \in V \mid u \in \Gamma_G(S), v' \notin \Gamma_G(S) \cup S \text{ and } u \sim v'\} \quad (6.6)$$

Observe (6.4), (6.5) and that (u, x) is an edge in G' implies $u \in \Gamma_G(S)$. This is because the only edges between the sets S and $(S')^c$ contain the vertex v . However $N(v) \subseteq S'$ which would imply $x \in S'$ also, a contradiction. So the edge from u to x must be from $u \in \Gamma_G(S)$ to $x \notin S'$. Therefore $x \in \Gamma_G^2(S)$ by (6.6). This shows $\Gamma_{G'}(S') \subseteq \Gamma_G^2(S)$.

Now suppose $x \in \Gamma_G^2(S)$. Then there exists an edge $(u, x) \in E$ such that

$$u \in \Gamma_G(S) = \{v' \in V \mid w \in S, v' \notin S \text{ and } w \sim v'\}$$

$$x \notin \Gamma_G(S) \cup S = \{v' \in V \mid w \in S, v' \notin S \text{ and } w \sim v'\} \cup S \quad (6.7)$$

Since $u \in \Gamma_G(S)$ then $u \in S'$ (satisfying (6.4)). Further, $x \notin S'$ (the only check we need is that $x \neq v$, which holds by (6.7) since $x \notin S$.) Then we have shown

the edge $(u, x) \in E' \subseteq E$ and that $x \in V'$. Therefore $x \in \Gamma_{G'}(S')$. This shows $\Gamma_{G'}(S') \supseteq \Gamma_G^2(S)$. Therefore we have that $\Gamma_{G'}(S') = \Gamma_G^2(S)$

Induction: Let $k \geq 2$ in the claim. Then

$$\begin{aligned} \Gamma_{G'}^k(S') &= \Gamma_{G'}(\Gamma_{G'}^{k-1}(S')) \setminus \Gamma_{G'}^{k-2}(S') && \text{Definition of } \Gamma_{G'}(S') \\ &= \Gamma_{G'}(\Gamma_G^k(S)) \setminus \Gamma_G^{k-1}(S) && \text{Inductive hypothesis} \\ &= \Gamma_G(\Gamma_G^k(S)) \setminus \Gamma_G^{k-1}(S) && \text{See *} \\ &= \Gamma_G^{k+1}(S) && \text{Definition} \end{aligned}$$

(*) Let $A \subset V$ be any set such that $A \cap (N(v) \cup \{v\}) = \emptyset$. That is A does not contain v or any vertices in the neighbourhood. $\Gamma_G(A) = \Gamma_{G'}(A)$ since any vertex in one set satisfies the conditions of being in the other.

$$\Gamma_G(A) = \{v \in V \mid u \in A, v \notin A \text{ and } u \sim v\} = \{v' \in V' \mid u \in A, v' \notin A \text{ and } u \sim v'\} = \Gamma_{G'}(A).$$

Letting $A = \Gamma_G^k(S)$ and noting that since $k \geq 2$, $A \cap (N(v) \cup \{v\}) = \emptyset$.

Therefore the claim holds by finite induction.

Now consider Equation 6.3. We can write this as

$$\begin{aligned} V' &= \bigsqcup_{k=0}^N \Gamma_{G'}^k(S') \\ &= S' \sqcup \Gamma_{G'}(S') \sqcup \Gamma_{G'}^2(S') \sqcup \cdots \sqcup \Gamma_{G'}^N(S') \\ &= S' \sqcup \Gamma_G(S) \sqcup \Gamma_G^2(S) \sqcup \cdots \sqcup \Gamma_G^{N+1}(S) && \text{By Claim} \\ &= (S \cup \Gamma(S) \setminus \{v\}) \sqcup \Gamma_G(S) \sqcup \Gamma_G^2(S) \sqcup \cdots \sqcup \Gamma_G^{N+1}(S) && \text{By definition of } S' \end{aligned}$$

Therefore, since S and $\Gamma(S)$ are disjoint by definition and v is only a member of S , then

$$V = V' \sqcup \{v\} = S \sqcup \Gamma(S) \sqcup \Gamma_G(S) \sqcup \Gamma_G^2(S) \sqcup \cdots \sqcup \Gamma_G^{N+1}(S).$$

Which is the desired partition of V . □

6.4 Coupling Procedure

In this section we provide a ‘potential proof’ of Theorem 2.8.2. Please note this is not a complete proof and may require more attention. For clarity the theorem is stated below. The general idea can be found in [Dub09].

Theorem. Let Q_j for $j \geq 1$ be a Bernoulli random variable with success probability $q \neq 1$. That is

$$Q_j = \begin{cases} 1 & \text{with probability } q \\ 0 & \text{with probability } 1 - q \end{cases}$$

Suppose that for all $j \geq 1$, $q \leq p_j \leq 1$. Let P_j for $j \geq 1$ be a random variable defined by

$$P_j = \begin{cases} 1 & \text{with probability } p_j \\ 0 & \text{with probability } 1 - p_j \end{cases}$$

Define the following random variables.

$$Q = \min\{j | Q_j = 1\}$$

$$P = \min\{j | P_j = 1\}$$

Then for all $k \in \mathbb{N}$, $\mathbb{P}(Q \leq k) \leq \mathbb{P}(P \leq k)$. In other words, Q is stochastically dominated by P .

Proof. We define the following procedure called *Coupling*(P, Q). This procedure takes two random variables P and Q with the assumptions given in the theorem as input. The output is a new random variable P' which has the same distribution as P but is ‘coupled’ with Q . Given P, Q (and therefore Q_j, P_j) define

$$P'_j = \begin{cases} 1 & \text{if } Q_j = 1 \\ 1 & \text{with probability } \frac{p_j - q}{1 - q} \\ 0 & \text{otherwise} \end{cases}$$

That is we imitate Q_j whenever it is a success, and even if Q_j is not a success, P'_j may still be a success with some well defined probability. It is well defined since $q \neq 1$ and $p_j \geq q$. Further define the output of *Coupling*(P, Q) as

$$P' = \min\{j | P'_j = 1\}.$$

We have that

$$\mathbb{P}(P'_j = 1) = q + (1 - q)\left(\frac{p_j - q}{1 - q}\right) = p_j.$$

Therefore the distribution of P'_j is the same as the distribution of P_j . This also implies P and P' have the same distribution. If we treat 1 as a success and 0 as a failure, the process defined by P'_j always reaches a success before or at the same round as the process Q_j .

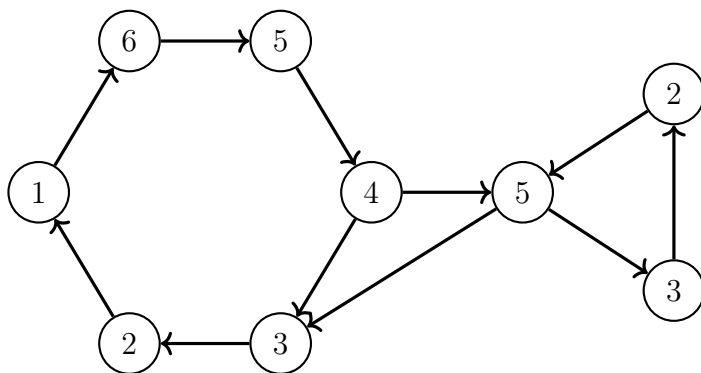
Therefore

$$\mathbb{P}(Q \leq k) \leq \mathbb{P}(P' \leq k) = \mathbb{P}(P \leq k).$$

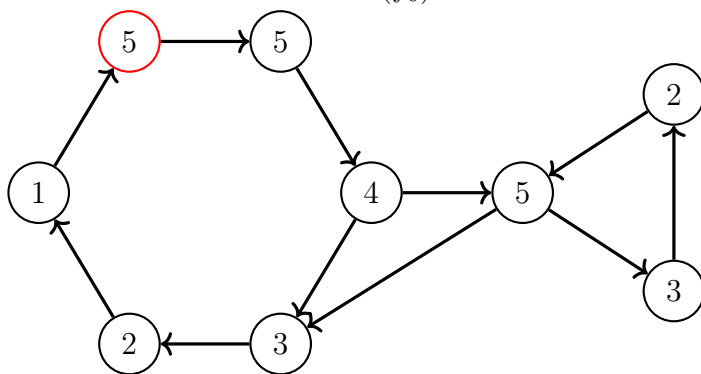
where the last equality is since P and P' have the same distribution. Therefore P stochastically dominates Q as desired. □

6.5 Large Figures

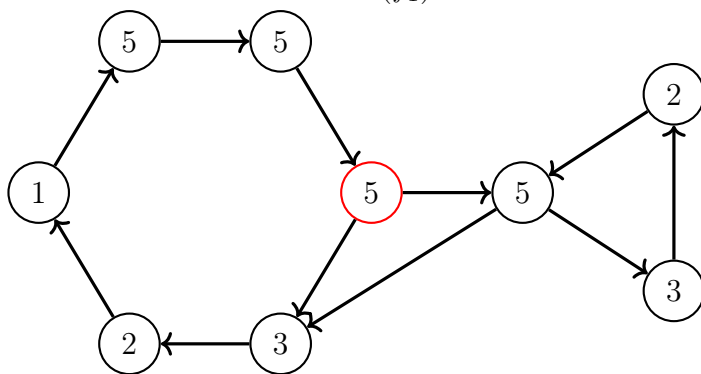
Below we introduce a large figure. It displays 7 rounds of the asynchronous maximum model where the highlighted vertices are chosen for the update.



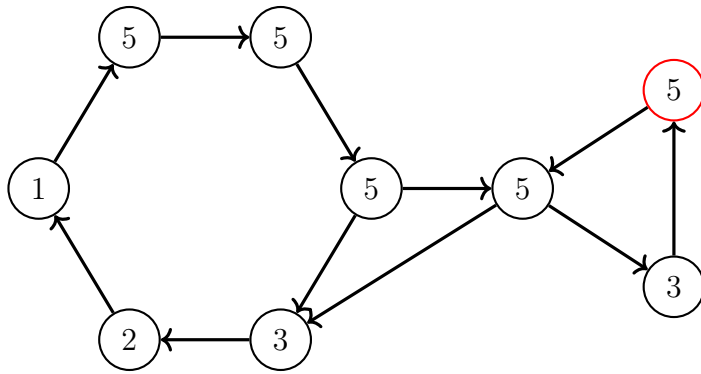
Round 0: $h(f_0) = 0$



Round 1: $h(f_1) = 0$

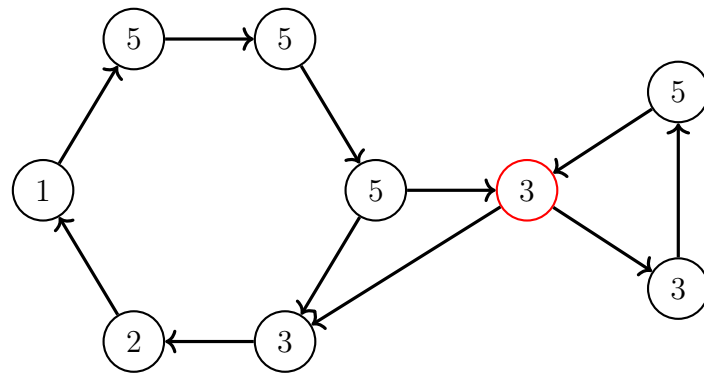


Round 2: $h(f_2) = 0$

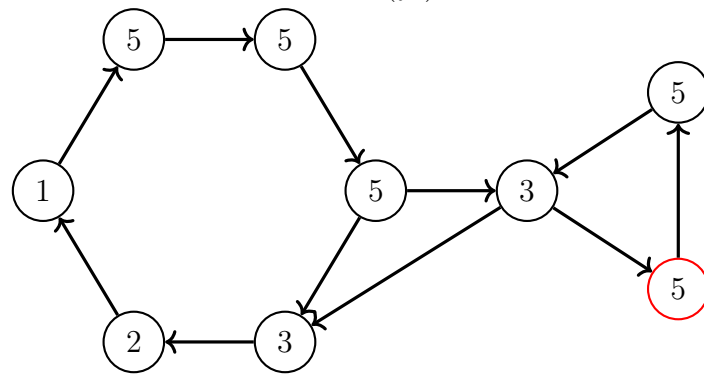


Round 3: $h(f_3) = 0$

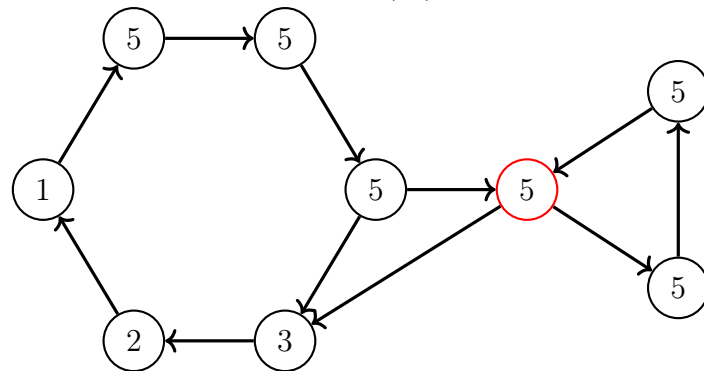
Figure 6.4: Round 0 to Round 3



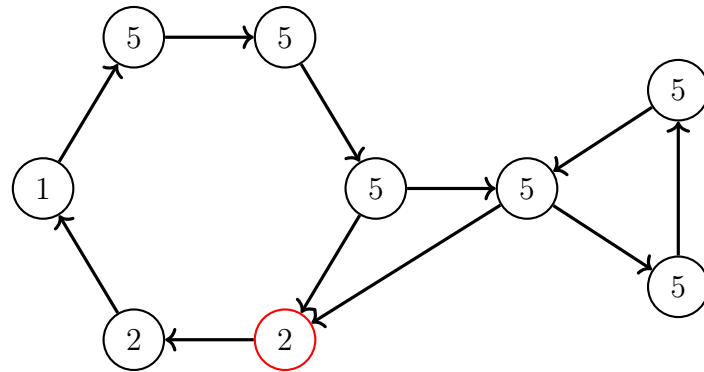
Round 4: $h(f_4) = 0$



Round 5: $h(f_5) = 0$



Round 6: $h(f_6) = 6$ and a strong cycle is formed



Round 7: $h(f_7) = 6$

Figure 6.5: Round 4 to Round 7