

# A Practice-Friendly Two-Stage LLM-Enhanced Paradigm in Sequential Recommendation

Dugang Liu  
Guangdong Laboratory of Artificial  
Intelligence and Digital Economy (SZ)  
Shenzhen, China  
dugang.ldg@gmail.com

Shenxian Xian  
CSSE, Shenzhen University  
Shenzhen, China  
xianshenxian2022@email.szu.edu.cn

Xiaolin Lin  
CSSE, Shenzhen University  
Shenzhen, China  
linxiaolin2021@email.szu.edu.cn

Xiaolian Zhang  
Hong Zhu  
Huawei Technologies Co Ltd  
Shenzhen, China  
{zhangxiaolian,zhuhong8}@huawei.com

Yuan Fang  
Zhen Chen  
Huawei Technologies Co Ltd  
Shenzhen, China  
{frank.fy,zzz.chen}@huawei.com

Zhong Ming  
Shenzhen Technology University  
Shenzhen, China  
mingz@szu.edu.cn

## ABSTRACT

The training paradigm integrating large language models (LLM) is gradually reshaping sequential recommender systems (SRS) and has shown promising results. However, most existing LLM-enhanced methods rely on rich textual information on the item side and instance-level supervised fine-tuning (SFT) to inject collaborative information into LLM, which is inefficient and limited in many applications. To alleviate these problems, this paper proposes a novel practice-friendly two-stage LLM-enhanced paradigm (TSLRec) for SRS. Specifically, in the information reconstruction stage, we design a new user-level SFT task for collaborative information injection with the assistance of a pre-trained SRS model, which is more efficient and compatible with limited text information. We aim to let LLM try to infer the latent category of each item and reconstruct the corresponding user's preference distribution for all categories from the user's interaction sequence. In the information augmentation stage, we feed each item into LLM to obtain a set of enhanced embeddings that combine collaborative information and LLM inference capabilities. These embeddings can then be used to help train various future SRS models. Finally, we verify the effectiveness and efficiency of our TSLRec on three SRS benchmark datasets.

## CCS CONCEPTS

• Information systems → Recommender systems.

## KEYWORDS

Sequential recommendation, Large language model, Supervised fine-tuning, Practice-friendly

## ACM Reference Format:

Dugang Liu, Shenxian Xian, Xiaolin Lin, Xiaolian Zhang, Hong Zhu, Yuan Fang, Zhen Chen, and Zhong Ming. 2018. A Practice-Friendly Two-Stage LLM-Enhanced Paradigm in Sequential Recommendation. In *Proceedings of Make sure to enter the correct conference title from your rights confirmation emai (Conference acronym 'XX)*. ACM, New York, NY, USA, 6 pages. <https://doi.org/XXXXXXXX.XXXXXXX>

## 1 INTRODUCTION

Sequential recommender systems (SRS), which leverage historical interaction sequences to predict each user's next most likely item of interest [1, 16, 20], are core components in many industrial platforms. A critical step in SRS is learning user preferences from interaction sequences better. Previous studies have developed many technical routes for this purpose, the most representative of which include those based on recurrent neural networks (RNN) [3, 9, 18], convolutional neural networks (CNN) [21, 24, 26], self-attention [8, 12], and multi-layer perceptron (MLP) [5, 14, 31]. Recently, with the rapid development of large language models (LLM), the research of combining LLM with traditional SRS models to reshape the training paradigm has received increasing attention [29].

Existing LLM-enhanced SRS methods can be classified into three main categories: text information encoding-based, supervised fine-tuning (SFT) task-based, and structure distillation-based methods. The first line focuses on leveraging the rich textual information on the item side as a bridge to connect the LLM and SRS models and then introduces various enhanced information embeddings encoded by LLM into the SRS model to improve recommendations [6, 22, 25]. The second line aims to design different SFT tasks to inject the collaborative information required for recommendation into LLM, thus endowing it with the ability to act as a recommender for SRS [15, 30]. The third line uses knowledge distillation to establish information alignment or transfer between LLM and SRS models at different layers, enhancing the SRS model's capabilities [13, 17].

However, as shown in Fig. 1, the success of most existing LLM-enhanced methods is too dependent on rich item-related textual information and instance-level SFT tasks, which makes them inefficient and limited in many applications. On the one hand, some scenarios may lack textual information related to items. On the

Permission to make digital or hard copies of all or part of this work for personal or classroom use is granted without fee provided that copies are not made or distributed for profit or commercial advantage and that copies bear this notice and the full citation on the first page. Copyrights for components of this work owned by others than the author(s) must be honored. Abstracting with credit is permitted. To copy otherwise, or republish, to post on servers or to redistribute to lists, requires prior specific permission and/or a fee. Request permissions from [permissions@acm.org](mailto:permissions@acm.org).  
*Conference acronym 'XX, June 03–05, 2018, Woodstock, NY*

© 2018 Copyright held by the owner/author(s). Publication rights licensed to ACM.  
ACM ISBN 978-1-4503-XXXX-X/18/06  
<https://doi.org/XXXXXXXX.XXXXXXX>

other hand, the number of interaction instances in industrial scenarios is usually very large, resulting in an excessively high and unacceptable LLM inference overhead for SFT. To alleviate these problems, this paper proposes a novel practice-friendly two-stage LLM-enhanced paradigm (TSLRec) for SRS. The core idea of our TSLRec is to introduce a new SFT task aimed at reconstructing users' preference distribution over all item latent categories. This reduces the reliance on textual information and the overhead of LLM from instance to user level. Finally, extensive experiments are conducted on three public SRS benchmark datasets to answer the following questions: 1) How does our TSLRec perform compared to the baselines? 2) How does our TSLRec perform in terms of efficiency? 3) What is the gain of LLM for SRS in our TSLRec?

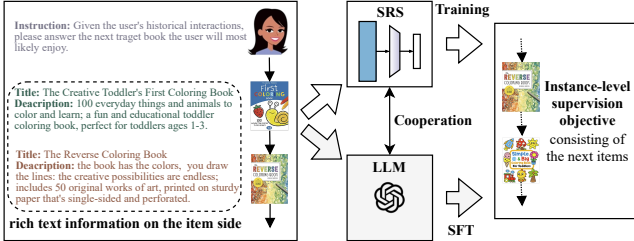


Figure 1: An illustration of a typical LLM-enhanced SRS model training architecture.

## 2 RELATED WORK

Sequential recommender systems (SRS) aim to capture user preferences from their historical interaction sequences and then use them to predict each user's next interaction item accurately. As some of the most representative backbone models, FPMC [19], GRU4Rec [9], Caser [21], SASRec [12], and FMLP-Rec [31] adopt the form of Markov chain, recurrent neural network, convolutional neural network, self-attention, and multi-layer perception, respectively, to model the process of capturing user preferences. Then, many follow-up works have been developed based on them to improve the effectiveness of this process further [2, 4]. Recently, the great success of LLM in different tasks has attracted many efforts to apply LLM to SRS [13, 15, 22]. However, most have limited applicability due to their instance-level SFT tasks and reliance on textual information. Our TSLRec aims to provide a new LLM-enhanced paradigm for SRS to achieve a better trade-off between performance and efficiency.

## 3 PROBLEM FORMULATION

In this section, we first define sequential recommendation with some necessary notations. We denote the sets of users and items as  $\mathcal{U} = \{u_1, u_2, \dots, u_M\}$  and  $\mathcal{V} = \{v_1, v_2, \dots, v_N\}$ , respectively, where  $M$  and  $N$  represent the number of users and the number of items, respectively. Each user  $u \in \mathcal{U}$  has an associated a sequence of historical interactions  $\mathcal{S}^u = \{v_1^u, v_2^u, \dots, v_t^u, \dots, v_{|\mathcal{S}^u|}^u\}$  and  $\mathcal{S}^u$  is arranged by time, where  $v_t^u \in \mathcal{V}$  denotes the item that the user interacts with at step  $t$ . We then can formalize the sequential recommendation task.

**Input:** The set of historical interaction sequences for all users, i.e.,  $\mathcal{S} = \{\mathcal{S}^{u_1}, \mathcal{S}^{u_2}, \dots, \mathcal{S}^{u_M}\}$ .

**Output:** A SRS model to accurately predict an item  $v$  that is most likely to be interacted by a user  $u$  at the next moment.

## 4 THE PROPOSED FRAMEWORK

In this section, we propose a novel practice-friendly two-stage LLM-enhanced paradigm (TSLRec), including an information reconstruction stage and an information augmentation stage, that is more attractive for deployment in industrial SRS. Next, based on the training pipeline, we will describe these two core stages in detail. To facilitate understanding, an illustration of our TSLRec framework is shown in Fig. 2.

### 4.1 Information Reconstruction Stage

To avoid the overhead dilemma brought by instance-level SFT, we design a new user-level task for SFT at this stage, aiming to reconstruct the user's preference distribution over all item latent categories. This means that using LLM in our TSLRec will have lower complexity, i.e., reducing from  $O(\sum_{i=1}^M |\mathcal{S}^{u_i}|)$  to  $O(M)$ .

**Characterize User Preferences.** To be compatible with more practical situations, we limit the side information of items to be unavailable and then utilize the collaborative knowledge of a pre-trained SRS model to obtain preliminary latent categories related to the items. Specifically, given a backbone SRS model  $M(\Theta)$  trained based on the ID paradigm, we can obtain a set of well-trained item embeddings from it, i.e.,  $\{\mathbf{e}_{v_1}, \mathbf{e}_{v_2}, \dots, \mathbf{e}_{v_N}\}$ . We then perform a pre-grouping operation on them to obtain  $K$  groups  $\{c_1, c_2, \dots, c_K\}$  and consider the group index corresponding to each item as its preliminary latent category. We implement this operation using a  $k$ -means method [7] for simplicity. After obtaining the mapping relationship between each item and its group, we can get the interaction frequency vector  $\mathbf{g}^u = [g_1^u, g_2^u, \dots, g_K^u]$  of each user in  $K$  groups based on the items included in each user's interaction sequence, i.e., if user  $u$  interacts with item  $v$  and  $v \in c_i$ ,  $g_i^u$  will be increased by one; otherwise, it will remain at the initial value (i.e., 0). In other words, the value of  $g_i^u$  reflects the number of interactions that user  $u$  has had with the set of items in the  $i$ -th group  $c_i$ . To avoid magnitude differences between users with different activity levels, we will also normalize these vectors (denoted as  $\bar{\mathbf{g}}^u$ ) and use them to characterize user preferences.

**SFT for Reconstructing User Preferences.** Next, we modify the SFT task to take a user's interaction sequence  $\mathcal{S}^u$  as input and reconstruct the user's corresponding preference, i.e., the normalized interaction frequency vector  $\bar{\mathbf{g}}^u$ . Specifically, for ease of description, we denote the prompt template for this task as three parts, i.e.,  $d_{inst}$ : "Given the user's purchase history, predict the user's distribution among  $K$  purchase preferences.", and  $d_{ids}$ :  $\mathcal{S}^u$ ,  $d_{res}$ : "Response:". Similar to previous work [15], we use the item embeddings provided by the pre-trained backbone SRS model to replace LLM's token embeddings for item IDs in interaction sequences, making LLM aware of the item correlations behind different IDs. Therefore, obtaining LLM knowledge embedding  $\mathbf{h}^u$  based on this prompt can be expressed as follows.

$$\mathbf{h}^u = LLM(\mathbf{p}_{inst}; \text{linear\_proj}([\mathbf{e}_{v_1^u}, \mathbf{e}_{v_2^u}, \dots, \mathbf{e}_{v_{|\mathcal{S}^u|}^u}]); \mathbf{p}_{res}), \quad (1)$$

where  $\mathbf{p}_{inst}$  and  $\mathbf{p}_{res}$  denote the token sequence embeddings obtained by LLM for  $d_{inst}$  and  $d_{res}$ , and  $\text{linear\_proj}(\cdot)$  denotes the

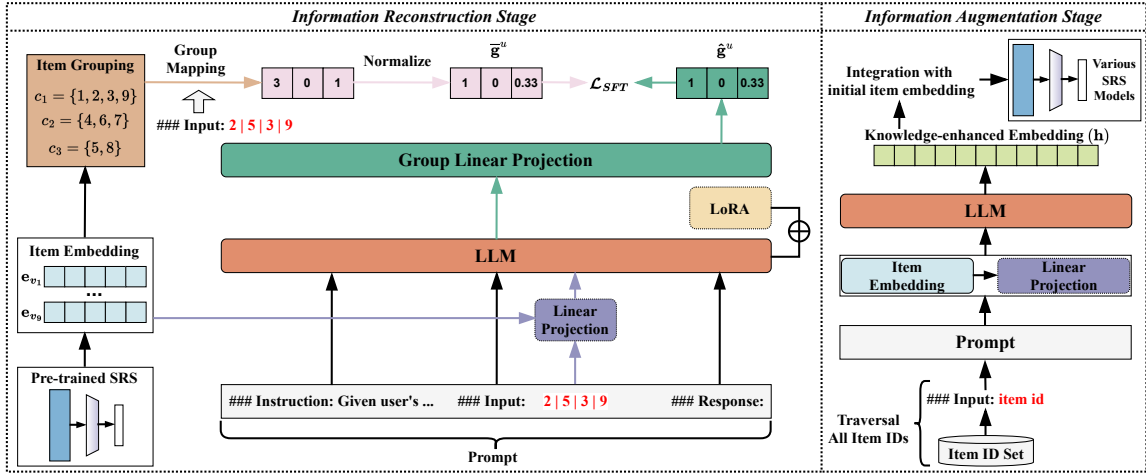


Figure 2: The architecture of our practice-friendly two-stage LLM-enhanced paradigm (TSLRec) framework.

operation of projecting each item embedding into the same dimension as the token embedding of LLM. Finally, we equip the knowledge embedding  $\mathbf{h}^u$  with a group linear projection layer to generate the normalized interaction frequency vector, i.e.,

$$\hat{\mathbf{g}}^u = \text{softmax}(\mathbf{W}_{gp}\mathbf{h}^u + \mathbf{b}_{gp}), \quad (2)$$

where  $\mathbf{W}_{gp}$  and  $\mathbf{b}_{gp}$  are the learnable weight matrix and vector, and  $\text{softmax}(\cdot)$  is the softmax operation. We use the mean squared error as a constraint to force the LLM to reconstruct the target better and adopt LoRA [10] as the fine-tuning paradigm.

$$\mathcal{L}_{SFT} = \sum_{u=1}^M \sum_{i=1}^K (\bar{\mathbf{g}}_i^u - \hat{\mathbf{g}}_i^u)^2. \quad (3)$$

## 4.2 Information Augmentation Stage

To accurately reconstruct the normalized frequency interaction vector  $\bar{\mathbf{g}}^u$ , LLM must try to infer the latent category to which each item belongs. With the power of LLM, we expect it to recognize the reasonable part of the pre-grouping results (i.e., give the same latent category) and correct the unreasonable part (i.e., provide different latent categories). The knowledge-enhanced embeddings associated with this inference process will then likely better characterize each item’s properties and the connections between different items. Next, we describe using the LLM trained with SFT to obtain knowledge-enhanced embeddings and inferred latent categories for each item. Specifically, this can be easily achieved by replacing the user interaction sequence  $\mathcal{S}^u$  in the previous stage with each item ID  $v_i$  as  $d_{ids}$  in turn. This can also be viewed as there are  $N$  virtual user interaction sequences, each of which includes only one item. In this case, the embedding obtained by Eq.(1) will be regarded as the knowledge-enhanced embedding of each item, and the vector obtained by Eq.(2) reflects the latent category probability distribution of each item. Finally, these knowledge-enhanced embeddings can be directly used to train various future SRS models. To demonstrate the effectiveness of our TSLRec, especially the knowledge-enhanced embeddings obtained, in our experiments,

we adopt a simple gating mechanism to combine them with randomly initialized item embeddings of a new backbone SRS model to represent each item and use them for subsequent training. We leave exploring more diverse fusion methods as future work, and an example of this stage can be found on the right side of Fig. 2.

## 5 EXPERIMENTS

### 5.1 Experiment Settings

**Dataset and Evaluation Metrics.** To evaluate the effectiveness of our TSLRec, following the setup of previous works [15, 23], we select three public benchmark datasets in our experiments: Beauty, MovieLens-1M, and Yelp<sup>1</sup>, and use the last interactive item, the penultimate item, and the remaining ones of each user for testing, validation, and training. We summarize the statistics of the three processed datasets in Table 1. Two widely used evaluation metrics will be adopted: hit ratio ( $\text{HR}@k$ ) and normalized discounted cumulative gain ( $\text{NDCG}@k$ ). We report the average metrics for all users in the testing set, where  $k$  is set to 5 and 10, respectively.

Table 1: Statistics of the processed datasets.

Dataset	#Users	#Items	#Interactions	Density	Avg.Length
Beauty	22,363	12,101	198,502	0.07%	8.9
MovieLens-1M	6,040	3,416	999,611	4.84%	165.5
Yelp	30,431	20,033	316,354	0.05%	10.4

**Baselines and Implementation Details.** We adopt four SRS methods with different representative architectures as backbone models to verify the compatibility of our TSLRec: GRU4Rec [9], Caser [21], SASRec [12], and FMLP-Rec [31]. We also select four typical LLM-enhanced methods for comparison: POD [13], P5 [11], LlamaRec [27] and E4SRec [15]. We adopt the implementation in the RecBole [28] framework for SRS baselines and their own open-source repositories for LLM-enhanced baselines. Llama2-13B is

<sup>1</sup><https://github.com/RUCAIBox/RecSysDatasets>

**Table 2: Results on all datasets, where the best and second best results are marked in bold and underlined, respectively. Note that \* indicates a significance level of  $p \leq 0.05$  based on a two-sample t-test between our method and the best baseline.**

	Method	Beauty				MovieLens-1M				Yelp			
		HR@{5,10}↑		NDCG@{5,10}↑		HR@{5,10}↑		NDCG@{5,10}↑		HR@{5,10}↑		NDCG@{5,10}↑	
LLM	POD	0.0185	0.0245	0.0125	0.0146	0.0422	0.0528	0.0291	0.0326	0.0476	0.0564	0.0330	0.0358
	P5	0.0569	0.0791	0.0403	0.0474	0.2225	0.3131	0.1570	0.1861	0.0289	0.0453	0.0200	0.0252
	LlamaRec	<u>0.0591</u>	<u>0.0862</u>	<u>0.0405</u>	<u>0.0492</u>	0.1757	0.2836	0.1113	0.1461	0.0416	0.0605	0.0306	0.0367
	E4SRec	0.0527	0.0753	0.0376	0.0448	0.1871	0.2765	0.1234	0.1522	0.0309	0.0473	0.0207	0.0260
GRU4Rec	+Base	0.0369	0.0590	0.0267	0.0329	0.2126	0.2912	0.1451	0.1703	0.0201	0.0365	0.0129	0.0182
	+CI	0.0415	0.0603	0.0274	0.0335	0.2131	0.2957	0.1467	0.1734	0.0224	0.0368	0.0143	0.0189
	+TSLRec	0.0442	0.0648	0.0299	0.0366	0.2147	0.3020	0.1498	0.1781	0.0242	0.0391	0.0152	0.0200
Caser	+Base	0.0259	0.0429	0.0162	0.0217	0.1902	0.2700	0.1282	0.1539	0.0181	0.0325	0.0113	0.0159
	+CI	0.0264	0.0433	0.0169	0.0223	0.1894	0.2722	0.1293	0.1558	0.0192	0.0350	0.0120	0.0166
	+TSLRec	0.0300	0.0494	0.0187	0.0249	0.1949	0.2762	0.1331	0.1593	0.0215	0.0366	0.0135	0.0183
SASRec	+Base	0.0551	0.0846	0.0329	0.0424	<u>0.2364</u>	0.3217	<u>0.1631</u>	0.1907	0.0449	0.0637	0.0334	0.0394
	+CI	0.0569	0.0836	0.0354	0.0440	0.2315	<u>0.3257</u>	0.1619	<u>0.1924</u>	0.0467	0.0667	0.0344	0.0408
	+TSLRec	0.0585	0.0854	0.0371	0.0458	<b>0.2404*</b>	<b>0.3315*</b>	<b>0.1670*</b>	<b>0.1965*</b>	0.0475	0.0685	0.0346	0.0414
FMLP-Rec	+Base	0.0577	0.0866	0.0361	0.0455	0.2230	0.3172	0.1545	0.1848	0.0491	0.0698	0.0356	0.0422
	+CI	0.0575	<b>0.0868</b>	0.0365	0.0459	0.2273	0.3123	0.1586	0.1861	<u>0.0511</u>	<u>0.0743</u>	<u>0.0365</u>	<u>0.0439</u>
	+TSLRec	<b>0.0604*</b>	0.0852	<b>0.0445*</b>	<b>0.0509*</b>	0.2341	0.3192	0.1626	0.1901	<b>0.0531*</b>	<b>0.0771*</b>	<b>0.0373</b>	<b>0.0451*</b>

taken as the backbone large language model. For a fair comparison, we set the learning rate to  $1e^{-4}$ , the batch size to 1024, the embedding dimension to 256, and using the Adam as optimizer. We carefully tune the unique parameters of each baseline according to the suggestions in the original papers. We also use an early stopping strategy, with the patience set to 10 times, to obtain the best model based on the NDCG@10 on the validation set. We will make the source codes publicly available once the paper has been accepted.

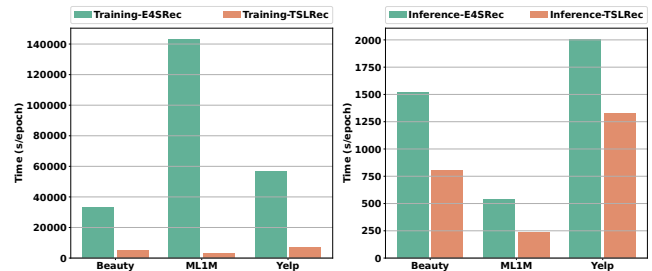
## 5.2 RQ1: Performance Comparison

In addition to all baselines, to better evaluate the advantage of our TSLRec in inferring and utilizing the latent category information of items, we additionally introduce a variant (denoted as ‘CI’) that takes the pre-grouped index of each item as a feature and initializes a learnable embedding for it in the backbone model. We report the comparison results in Table 2. We can have the following observations: 1) Our TSLRec outperforms the base backbone model and the variant using pre-grouping results in all cases. This shows the effectiveness of our proposed SFT task and the knowledge-enhanced embeddings obtained by combining the capabilities of LLM. 2) The performance of existing LLM-enhanced baselines is dataset-dependent and does not necessarily have an advantage over traditional methods. However, our TSLRec achieves a stable gain on all datasets.

## 5.3 RQ2: Efficiency Analysis

To verify the efficiency of our TSLRec, we take a recent LLM-enhance baseline, E4SRec, as an example and show the time it and our TSLRec take to perform LLM in training and inference phases, respectively. The results are shown in Fig. 3, and comparison with other LLM-enhanced baselines has similar results. Since our TSLRec modifies the complexity of SFT to the user level, we can find that its time to perform LLM in the training phase will

be significantly reduced, especially on MovieLens-1M, which has the most training instances and the smallest number of users. In addition, since our TSLRec only needs to obtain the knowledge-enhanced embedding of each item in the inference phase instead of using each user interaction sequence for inferencing like E4SRec, it also reduces the overhead. This efficient property of TSLRec makes it more attractive for industrial deployment.



**Figure 3: The time required to execute LLM in one epoch in the training and inference phases of TSLRec and E4SRec, respectively.**

## 5.4 RQ3: In-depth Analysis of TSLRec

Finally, we provide some preliminary insights into how our TSLRec can leverage LLM’s capabilities to enhance the training of SRS models. We first compare the latent category vectors inferred for each item by the well-trained LLM via SFT with their corresponding pre-grouped indices. The comparison results include three cases: 1) the category with the highest probability in the inferred vector is the same as the pre-grouping index (denoted as ‘C1’); 2) the categories with the top three probabilities include the pre-grouping index (denoted as ‘C2’); 3) others (denoted as ‘C3’). They respectively

mean that the latent categories obtained using LLM in TSLRec agree with the pre-grouping result, think that an item belongs to multiple categories (including the pre-grouping result), or disagree with the pre-grouping result. The results are shown in Fig. 4. We can see that our TSLRec revised the latent categories of some items based on the pre-grouping results, which may be an essential source of the gain of our TSLRec. In other words, the LLM in our TSLRec can better identify each item’s properties with the help of the designed SFT, which establishes the connections between different items.

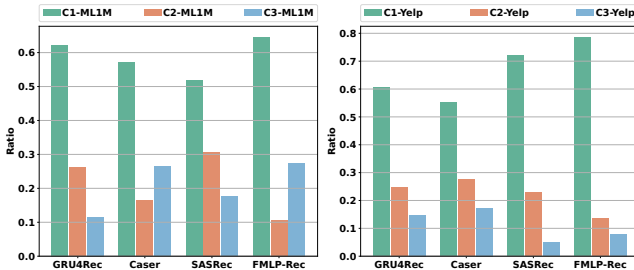


Figure 4: The ratio of different comparison cases between the latent classes obtained by our TSLRec and the pre-grouped results.

Second, we group each user by activity level and sort them in ascending order. As shown in Fig. 5, we report the results of our TSLRec and other baselines on all groups. We can find that the variant that directly uses the pre-grouping results (i.e., ‘CI’) may encounter performance bottlenecks in groups with high activity while our TSLRec consistently gains. This may be because the variant ‘CI’ uses the same feature embedding for all items in a group, which can easily confuse, while our TSLRec can provide more fine-grained enhanced embeddings for each item.

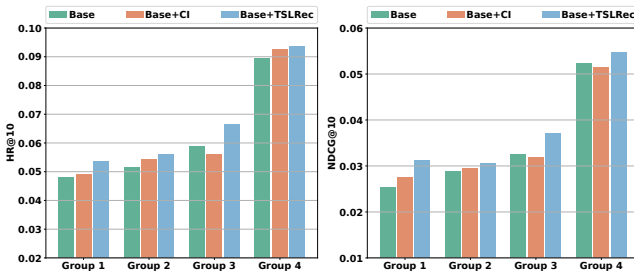


Figure 5: The performance results of our TSLRec and baselines on different user groups.

## 6 CONCLUSIONS

In this paper, we consider the limitations of most existing sequential recommendation models augmented with large language models (LLM) regarding efficiency and rich textual dependencies and propose a novel practice-friendly two-stage LLM-enhanced paradigm (TSLRec). Our TSLRec designs a novel supervised fine-tuning task for LLM in the first stage to reconstruct user preferences and reduce

the training complexity to the user level. In the second stage, we obtain an enhanced and informative embedding for each item by training a well-trained LLM, which can be directly used for training various future sequence models. Finally, extensive experiments verify the effectiveness and efficiency of our TSLRec.

## REFERENCES

- [1] Jianxin Chang, Chen Gao, Yu Zheng, Yiqun Hui, Yanan Niu, Yang Song, Depeng Jin, and Yong Li. 2021. Sequential recommendation with graph neural networks. In *Proceedings of the 44th International ACM SIGIR Conference on Research and Development in Information Retrieval*. 378–387.
- [2] Yongjun Chen, Zhiwei Liu, Jia Li, Julian McAuley, and Caiming Xiong. 2022. Intent contrastive learning for sequential recommendation. In *Proceedings of the ACM Web Conference 2022*. 2172–2182.
- [3] Tim Donkers, Benedikt Loepf, and Jürgen Ziegler. 2017. Sequential user-based recurrent neural network recommendations. In *Proceedings of the 11th ACM Conference on Recommender Systems*. 152–160.
- [4] Hanwen Du, Huanhuan Yuan, Pengpeng Zhao, Fuzhen Zhuang, Guanfeng Liu, Lei Zhao, Yanchi Liu, and Victor S Sheng. 2023. Ensemble modeling with contrastive knowledge distillation for sequential recommendation. In *Proceedings of the 46th International ACM SIGIR Conference on Research and Development in Information Retrieval*. 58–67.
- [5] Jingtong Gao, Xiangyu Zhao, Muyang Li, Minghao Zhao, Runze Wu, Ruocheng Guo, Yiding Liu, and Dawei Yin. 2024. SMLP4Rec: An efficient all-LLM architecture for sequential recommendations. *ACM Transactions on Information Systems* 42, 3 (2024), 1–23.
- [6] Binzong Geng, Zhaoxin Huan, Xiaolu Zhang, Yong He, Liang Zhang, Fajie Yuan, Jun Zhou, and Linjian Mo. 2024. Breaking the length barrier: LLM-enhanced CTR prediction in long textual user behaviors. *arXiv preprint arXiv:2403.19347* (2024).
- [7] John A Hartigan and Manchek A Wong. 1979. Algorithm as 136: A k-means clustering algorithm. *Journal of the Royal Statistical Society. Series S (Applied Statistics)* 28, 1 (1979), 100–108.
- [8] Zhankui He, Handong Zhao, Zhe Lin, Zhaowen Wang, Ajinkya Kale, and Julian McAuley. 2021. Locker: Locally constrained self-attentive sequential recommendation. In *Proceedings of the 30th ACM International Conference on Information and Knowledge Management*. 3088–3092.
- [9] Balázs Hidasi, Alexandros Karatzoglou, Linas Baltrunas, and Domonkos Tikk. 2016. Session-based recommendations with recurrent neural networks. In *Proceedings of the 4th International Conference on Learning Representations*.
- [10] Edward J Hu, Yeglong Shen, Wallis Phillip, Zeyuan Allen-Zhu, Yuanzhi Li, Shean Wang, Lu Wang, and Weizhu Chen. 2021. LoRA: Low-rank adaptation of large language models. In *Proceedings of the 9th International Conference on Learning Representations*.
- [11] Wenyue Hua, Shuyuan Xu, Yingqiang Ge, and Yongfeng Zhang. 2023. How to index item IDs for recommendation foundation models. In *Proceedings of the Annual International ACM SIGIR Conference on Research and Development in Information Retrieval in the Asia Pacific Region*. 195–204.
- [12] Wang-Cheng Kang and Julian McAuley. 2018. Self-attentive sequential recommendation. In *Proceedings of the 2018 IEEE International Conference on Data Mining*. 197–206.
- [13] Lei Li, Yongfeng Zhang, and Li Chen. 2023. Prompt distillation for efficient LLM-based recommendation. In *Proceedings of the 32nd ACM International Conference on Information and Knowledge Management*. 1348–1357.
- [14] Muyang Li, Zijian Zhang, Xiangyu Zhao, Wanyu Wang, Minghao Zhao, Runze Wu, and Ruocheng Guo. 2023. AutoMLP: Automated MLP for sequential recommendations. In *Proceedings of the ACM Web Conference 2023*. 1190–1198.
- [15] Xinhang Li, Chong Chen, Xiangyu Zhao, Yong Zhang, and Chunxiao Xing. 2023. E4SRec: An elegant effective efficient extensible solution of large language models for sequential recommendation. *arXiv preprint arXiv:2312.02443* (2023).
- [16] Xiaolin Lin, Jinwei Luo, Junwei Pan, Weike Pan, Zhong Ming, Xun Liu, Shudong Huang, and Jie Jiang. 2024. Multi-sequence attentive user representation learning for side-information integrated sequential recommendation. In *Proceedings of the 17th ACM International Conference on Web Search and Data Mining*. 414–423.
- [17] Shutong Qiao, Chen Gao, Junhao Wen, Wei Zhou, Qun Luo, Peixuan Chen, and Yong Li. 2024. LLM4SBR: A lightweight and effective framework for integrating large language models in session-based recommendation. *arXiv preprint arXiv:2402.13840* (2024).
- [18] Massimo Quadrana, Alexandros Karatzoglou, Balázs Hidasi, and Paolo Cremonesi. 2017. Personalizing session-based recommendations with hierarchical recurrent neural networks. In *Proceedings of the 11th ACM Conference on Recommender Systems*. 130–137.
- [19] Steffen Rendle, Christoph Freudenthaler, and Lars Schmidt-Thieme. 2010. Factorizing personalized Markov chains for next-basket recommendation. In *Proceedings of the ACM on Web Conference 2010*. 811–820.



- [20] Fei Sun, Jun Liu, Jian Wu, Changhua Pei, Xiao Lin, Wenwu Ou, and Peng Jiang. 2019. BERT4Rec: Sequential recommendation with bidirectional encoder representations from transformer. In *Proceedings of the 28th ACM International Conference on Information and Knowledge Management*. 1441–1450.
- [21] Jiayi Tang and Ke Wang. 2018. Personalized top-N sequential recommendation via convolutional sequence embedding. In *Proceedings of the 11th ACM International Conference on Web Search and Data Mining*. 565–573.
- [22] Hanbing Wang, Xiaorui Liu, Wenqi Fan, Xiangyu Zhao, Venkataramana Kini, Devendra Yadav, Fei Wang, Zhen Wen, Jiliang Tang, and Hui Liu. 2024. Rethinking large language model architectures for sequential recommendations. *arXiv preprint arXiv:2402.09543* (2024).
- [23] Cong Xu, Zhangchi Zhu, Jun Wang, Jianyong Wang, and Wei Zhang. 2024. Fairly evaluating large language model-based recommendation needs revisit the cross-entropy loss. *arXiv preprint arXiv:2402.06216* (2024).
- [24] An Yan, Shuo Cheng, Wang-Cheng Kang, Mengting Wan, and Julian McAuley. 2019. CosRec: 2D convolutional neural networks for sequential recommendation. In *Proceedings of the 28th ACM International Conference on Information and Knowledge Management*. 2173–2176.
- [25] Shenghao Yang, Weizhi Ma, Peijie Sun, Qingyao Ai, Yiqun Liu, Mingchen Cai, and Min Zhang. 2024. Sequential recommendation with latent relations based on large language model. *arXiv preprint arXiv:2403.18348* (2024).
- [26] Fajie Yuan, Alexandros Karatzoglou, Ioannis Arapakis, Joemon M Jose, and Xiangan He. 2019. A simple convolutional generative network for next item recommendation. In *Proceedings of the 12th ACM International Conference on Web Search and Data Mining*. 582–590.
- [27] Zhenrui Yue, Sara Rabhi, Gabriel de Souza Pereira Moreira, Dong Wang, and Even Oldridge. 2023. LlamaRec: Two-stage recommendation using large language models for ranking. *arXiv preprint arXiv:2311.02089* (2023).
- [28] Wayne Xin Zhao, Shanlei Mu, Yupeng Hou, Zihan Lin, Yushuo Chen, Xingyu Pan, Kaiyuan Li, Yujie Lu, Hui Wang, Changxin Tian, Yingqian Min, Zhichao Feng, Xinyan Fan, Xu Chen, Pengfei Wang, Wendi Ji, Yaliang Li, Xiaoling Wang, and Ji-Rong Wen. 2021. RecBole: Towards a unified, comprehensive and efficient framework for recommendation algorithms. In *Proceedings of the 30th ACM International Conference on Information and Knowledge Management*. 4653–4664.
- [29] Zihuai Zhao, Wenqi Fan, Jiatong Li, Yunqing Liu, Xiaowei Mei, Yiqi Wang, Zhen Wen, Fei Wang, Xiangyu Zhao, Jiliang Tang, and Qing Li. 2024. Recommender systems in the era of large language models (LLMs). *IEEE Transactions on Knowledge and Data Engineering* (2024).
- [30] Zhi Zheng, WenShuo Chao, Zhaopeng Qiu, Hengshu Zhu, and Hui Xiong. 2024. Harnessing large language models for text-rich sequential recommendation. In *Proceedings of the ACM on Web Conference 2024*. 3207–3216.
- [31] Kun Zhou, Hui Yu, Wayne Xin Zhao, and Ji-Rong Wen. 2022. Filter-enhanced MLP is all you need for sequential recommendation. In *Proceedings of the ACM Web Conference 2022*. 2388–2399.