

Occam Gradient Descent

B.N. Kausik¹

Apr 30 2024

Abstract

Deep learning neural network models must be large enough to adapt to their problem domain, while small enough to avoid overfitting training data during gradient descent. To balance these competing demands, overprovisioned deep learning models such as transformers are trained for a single epoch on large data sets, and hence inefficient with both computing resources and training data. In response to these inefficiencies, we exploit learning theory to derive Occam Gradient Descent, an algorithm that interleaves adaptive reduction of model size to minimize generalization error, with gradient descent on model weights to minimize fitting error. In contrast, traditional gradient descent greedily minimizes fitting error without regard to generalization error. Our algorithm simultaneously descends the space of weights and topological size of any neural network without modification, and is effective in our experiments in outperforming traditional gradient descent with or without post-train pruning in accuracy, compute and model compression.

¹ Conflict disclosure: unaffiliated independent.

Author: <https://sites.google.com/view/bnkausik/> Contact: bnkausik@gmail.com

Thanks to J. Jawahar, R. Kannan and P. Tadepalli for comments and suggestions

Introduction

Deep learning models are artificial neural networks often with hundreds of billions of parameters, e.g., Brown et al., (2020); Rae et al., (2021); Smith et al., (2022); Thoppilan et al., (2022). However, trained models are sparse in that most of the parameters are negligible, Gent (2023), raising the question as to whether the models really need to be large to perform, e.g., Kaplan et al (2020) and Hoffman et al (2022) in the context of Large Language Models (LLMs). Kausik (2024a) suggests that LLMs are vastly overprovisioned compared to the theoretical estimated dimensionality of the training data. While overprovisioned models can adapt well to the problem domain, they are prone to overfitting and poor generalization, Chang et al (2021). As a result, large models are typically trained for just a single epoch, Xue et al (2023).

In response to these inefficiencies, we exploit learning theory to derive Occam Gradient Descent², an algorithm that interleaves adaptive reduction of model size to minimize generalization error, with gradient descent on model weights to minimize fitting error. In contrast, traditional gradient descent greedily minimizes fitting error without regard to generalization error. Our algorithm simultaneously descends the space of weights and topological size of any neural network without modification, and is efficient and empirically effective on the MNIST and CIFAR10 datasets in outperforming traditional gradient descent with or without post-train pruning in accuracy, compute and model compression.

Our results are related to three categories of work in the prior literature. Firstly, network pruning, e.g., LeCun et al., (1989), Hassibi et al, (1993) Han et al, (2015), Liu et al, (2019), Blalock et al, (2020), Sun et al (2023), and Frantar & Alistarh (2023), which set to zero some of the parameters of a trained network in order to reduce model size with minimal loss of accuracy. Secondly, knowledge distillation, e.g., Hinton et al, (2015), Chen et al (2017) and Asami et al (2017), which seek a smaller network that mimics the output of a larger network with minimal loss of accuracy. Thirdly, learning theory, Valiant (1984), Natarajan (1989), Haussler (1992) and Shalev-Shwartz & Ben David (2014).

Building upon prior works in network pruning and distillation for reducing the size of a trained network with minimal degradation, our approach exploits learning theory to simultaneously optimize efficiency and accuracy in training a neural network. Our training algorithm works on any neural network without modifications or limitations such as random graphs or Gumbel softmax, e.g. Mocanu et al (2018), Zhang et al (2023). We also note that in contrast to the large body of work on Neural Architecture Search, e.g. as surveyed in White et al. (2023), our results are focused on training a given neural network.

Theoretical Results

Consider functions of the form $f: X \rightarrow [k]$, where X is the domain, and $[k] = \{1, 2, \dots, k\}$ is the set of k labels. A neural network computes a class of functions $F: W \times X \rightarrow [k]$, where W is the space of the weights of the network. For a specific choice of weights $w \in W$, the function $f: X \rightarrow [k]$ computed by the network is denoted as $f(x) = F(w, x)$, for $x \in X$.

² Occam’s Razor: “The simplest explanation is most likely correct”

For two functions $f, g: X \rightarrow [k]$ and a probability distribution P on X , the discrete loss of f with respect to g is the probability that f and g differ, i.e.,

$$L(f, g, P) = \sum_{f(x) \neq g(x)} P(x)$$

Neural Network Training Problem: Given a collection of training samples $S = \{(x_i, g(x_i))\}$ for an unknown function g drawn on a distribution P , compute $w \in W$ such that $f(x) = F(w, x)$ minimizes $L(f, g, P)$.

Gradient descent is the established method to solve the above problem, minimizing $L(f, g, S)$. Starting with random initial values for the weights, the loss is minimized along its steepest gradient on the weights, iterating over the training samples. Each pass across the full set of training samples is called an epoch. However, if the training algorithm is run for multiple epochs on the training set, the weights are optimized over a distribution that favors the training samples rather than the problem distribution P . This is commonly referred to as overfitting, and leads to poor generalization and low accuracy on test data. To avoid overfitting, neural network models are overprovisioned but trained for just one epoch on the training data, resulting in inefficient use of both computing resources and training data.

Towards a theoretical analysis of the above, we examine the relevant learning theoretic results as surveyed in Shalev-Shwartz and Ben-David (2014).

Definition: Given ε_0 and δ in $(0,1)$, and samples of g drawn on probability distribution P , an agnostic learning algorithm finds f in F with confidence at least $(1 - \delta)$ such that for some $\varepsilon \leq \varepsilon_0$,

$$L(f, g, P) = \min_{h \in F} [L(h, g, P)] + \varepsilon \quad (1)$$

There are several measures for the sample complexity of a space of functions that can be used to bound ε , such as the Vapnik Chervonenkis dimension, the Generalized dimension and Rademacher Complexity. Since we need bounds on multi-class functions, we use the notion of the Generalized Dimension, Natarajan (1989), also known as the Natarajan dimension, Shalev-Shwartz and Ben-David (2014). For brevity, we will simply refer to it as the dimension.

Definition: (Generalized shattering) A set $C \subset X$ is *shattered* by F if there exist two functions f_0, f_1 in F such that for every $x \in C$, $f_0(x) \neq f_1(x)$; and for every $B \subset C$, there exists $f_2 \in F$, such that $\forall x \in B$, $f_2(x) = f_0(x)$, and $\forall x \in (C - B)$, $f_2(x) = f_1(x)$.

Definition: The *dimension* of a space of functions F is the size of the largest set shattered by it, and is denoted by $\dim(F)$.

Intuitively, the dimension of a space of functions is a measure of the richness of the space, i.e. the number of degrees of freedom across the functions in the space. The following theorem is adapted from Shalev-Shwartz and Ben-David (2014), and proved therein, based on Haussler (1992).

Theorem 1: An agnostic learning algorithm for the space of functions F satisfies

$$C_1 \frac{\dim(F) + \log(1/\delta)}{\epsilon^2} \leq m \leq C_2 \frac{\dim(F) \log(k) + \log(1/\delta)}{\epsilon^2} \quad (2)$$

where ϵ, δ per definition of agnostic learning above, C_1, C_2 are constants, and m is the number of training samples.

Recall the convention that Θ denotes the asymptotic complexity of bounding from above and below. It is clear that Equation (2) implies that for fixed k, δ

$$\epsilon = \Theta[(\dim(F)/m)^{0.5}] \quad (3)$$

Combining Equations (1), (2) and (3), we get for fixed k, δ , an agnostic learning algorithm finds $f \in F$ such that

$$L(f, g, P) = \min_{h \in F} [L(h, g, P)] + \Theta[(\dim(F)/m)^{0.5}] \quad (4)$$

Equation (4) applies to a neural network. The term on the left is the test loss. The first term on the right is the fitting error, while the second term on the right is the generalization error. A larger network with more trainable weights reduces the fitting error. But the dimensionality of the network scales with the number of weights, and hence the generalization error increases with the size of the network. Fig. 1 shows an oversized off-the shelf linear network³ for the MNIST dataset.

³ https://www.tensorflow.org/datasets/keras_example

Layer (type)	Output Shape	Param #
flatten (Flatten)	(None, 784)	0
dense (Dense)	(None, 1024)	803840
dropout (Dropout)	(None, 1024)	0
dense_1 (Dense)	(None, 10)	10250

=====
 Total params: 814090 (3.11 MB)
 Trainable params: 814090 (3.11 MB)
 Non-trainable params: 0 (0.00 Byte)
 ..

Fig. 1: Oversized off-the shelf linear network for MNIST

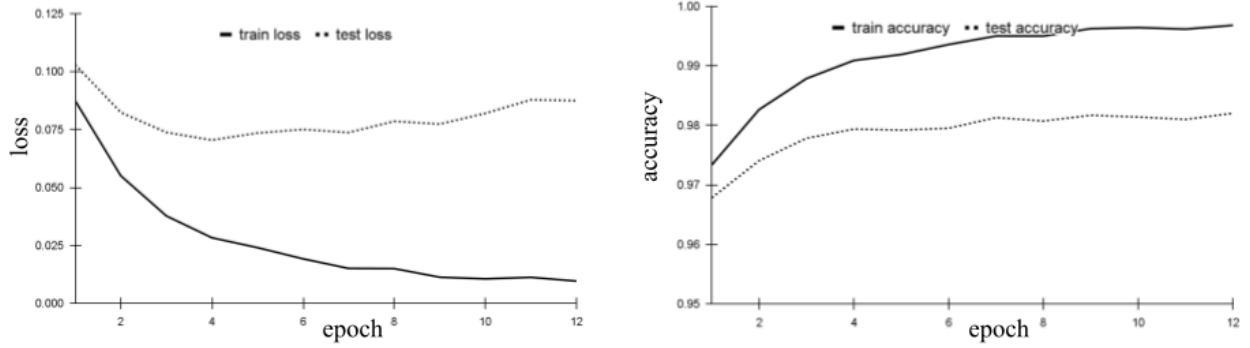


Fig. 2: Gradient descent loss & accuracy; MNIST; average of ten runs.

Fig. 2 shows the training and test cross-entropy loss and accuracy for the network across epochs during gradient descent training. Increasing the number of training epochs improves the train loss and accuracy, but the test loss improves for the first few epochs and then degrades due to overfitting. On extremely large networks, the test loss may degrade after one epoch, resulting in poor utilization of the training samples, Xue et al (2023).

To improve upon the above, we first analyze overfitting in the context of Equation (4). Gradient descent training (a) initializes the weights in the network to small random values and then (b) operating on the training samples, amplifies weights that improve the train loss most. Additional training epochs repeat step (b) on the training samples. Fig. 3 shows the distribution of multiplicative weight values in the layer of 1024 linear units across epochs for the network of Fig. 1. (Multiplicative weights multiply their inputs, while bias weights are additive). The network is initialized to uniform random values as shown by the solid line.

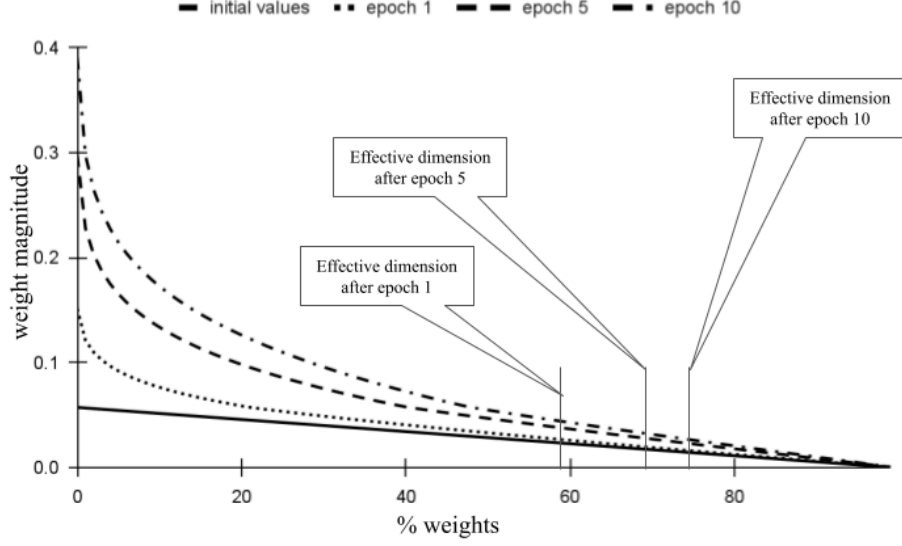


Fig. 3: Weight distribution in a layer across epochs

After the first epoch, important weights, i.e. those with the greatest impact on the loss are amplified, while others are changed little. We can view as important those weights whose magnitude is greater than the median of the random initialization, effectively neglecting the remaining weights. Per Fig. 3, after the first epoch, 56% of the weights lie above the median of the random initialization, 69% after five epochs, and 73% after ten epochs. In essence, the effective capacity of the network rises from 56% to 69% and then 73% of the full capacity. Therefore, as the number of epochs increases, gradient descent effectively increases the effective dimension of the network, thereby reducing the fitting error but increasing the generalization error in Equation (4). After the i^{th} epoch, let F_i denote the effective space of functions spanned by the network in the sense above, and let f_i be the function computed by the neural network. We can rewrite Equation (4) after each epoch as below,

$$L(f_i, g, P) = \min_{h \in F_i} [L(h, g, P)] + \Theta \left[(\dim(F_i)/m)^{0.5} \right] \quad (5)$$

Taking the discrete derivative, we get

$$\Delta/\Delta i (L(f_i, g, P)) = \Delta/\Delta i \left(\min_{h \in F_i} [L(h, g, P)] \right) + \Delta/\Delta i \left(\Theta \left[(\dim(F_i)/m)^{0.5} \right] \right) \quad (6)$$

Referring to Equation (6), we want to progressively squeeze $\dim(F_i)$ while holding the first term on the right at zero, thereby forcing the left hand side to be negative so that the test loss declines at each epoch. This leads us to the Occam Gradient Descent algorithm below that makes efficient and effective use of training samples without overfitting. Specifically, after each epoch, the algorithm clamps to zero the smallest multiplicative weights by magnitude. The algorithm manipulates only the multiplicative weights,

leaving the bias weights untouched. Weights that are clamped to zero are removed from the network and do not participate further, so that at the end of each epoch i , $\dim(F_{i+1}) < \dim(F_i)$.

Let $\tau_i = L(f_i, g, P)$ be the test loss after epoch i and let $\phi_i = \dim(F_i) = (1 - \lambda_{i-1})\phi_{i-1}$ in that the algorithm reduces the number of weights in the network by a fraction λ_{i-1} after the $(i - 1)^{th}$ epoch. Using backward differences for τ and forward differences for ϕ and holding the first term on the right of Equation (6) at zero,

$$C(\tau_i - \tau_{i-1}) = ((1 - \lambda_i)\phi_i)^{0.5} - (\phi_i)^{0.5} \quad (7)$$

$$C(\tau_{i-1} - \tau_{i-2}) = (\phi_i)^{0.5} - (\phi_i/(1 - \lambda_{i-1}))^{0.5} \quad (8)$$

where C is an unknown constant. Dividing Equations (7) and (8),

$$(\tau_i - \tau_{i-1})/(\tau_{i-1} - \tau_{i-2}) = ((1 - \lambda_i)^{0.5} - 1)/(1 - 1/(1 - \lambda_{i-1})^{0.5}) \approx \lambda_i/\lambda_{i-1}$$

Which implies

$$\lambda_i \approx \lambda_{i-1} (\tau_i - \tau_{i-1})/(\tau_{i-1} - \tau_{i-2}) \quad (9)$$

In brief, λ is the learning rate in that at each epoch, weights smaller in absolute value than the λ -quantile of each layer are clamped to zero, where the λ -quantile of a distribution is the value q such that λ is the mass of the distribution below q . For example, for $\lambda = 0.5$, q is the median. The initial learning rate depends on the excess capacity of the network, and is externally supplied to the algorithm. After the first two epochs, the learning rate adapts per Equation (9). As with all gradient descent algorithms, e.g. Kingma & Ba (2014), adaptive learning rates play an important role. The algorithm refers to τ_i as the control loss, which is the loss over a small fraction of the training samples held back during gradient descent training. In our experiments of the next section, using the train loss for control performed just as well as using the loss on a holdback subset of training samples.

Occam Gradient Descent Algorithm

Input: neural network, training samples

Parameters: initial learning rate λ

initialize weights to random values

set $\lambda_2 \leftarrow \lambda_1 \leftarrow \lambda$

For epoch $i = 1, 2, \dots$

run gradient descent for one epoch to get control loss τ_i

if $i > 2$: $\lambda_i \leftarrow \lambda_{i-1} (\tau_i - \tau_{i-1})/(\tau_{i-1} - \tau_{i-2})$

for each layer in the network

let $q \leftarrow \lambda_i$ -quantile of absolute value of non-zero multiplicative weights

clamp to zero all multiplicative weights w such that $|w| < q$

In practice, λ_i is conditioned to a positive interval, e.g. $[\lambda/10, \lambda]$. We also note that on large training sets, the model contraction step in the algorithm can be performed at fractional epochs. Furthermore, contraction can be based on a distribution of any measure of importance on the weights in place of the absolute value.

Fig. 4 shows the loss and accuracy with Occam Gradient Descent on the network of Fig. 1 for MNIST. Comparing Fig. 4 with Fig. 2, it is clear that the algorithm resists overfitting to substantially improve test loss and accuracy. Furthermore, since the model size decreases with epochs, the total computation cost of training is reduced as noted in the next section.

In brief, Occam Gradient Descent interleaves adaptive reduction of model size to minimize the generalization error, with gradient descent on model weights to minimize train loss. In contrast, traditional gradient descent greedily minimizes train loss without regard to the generalization error.

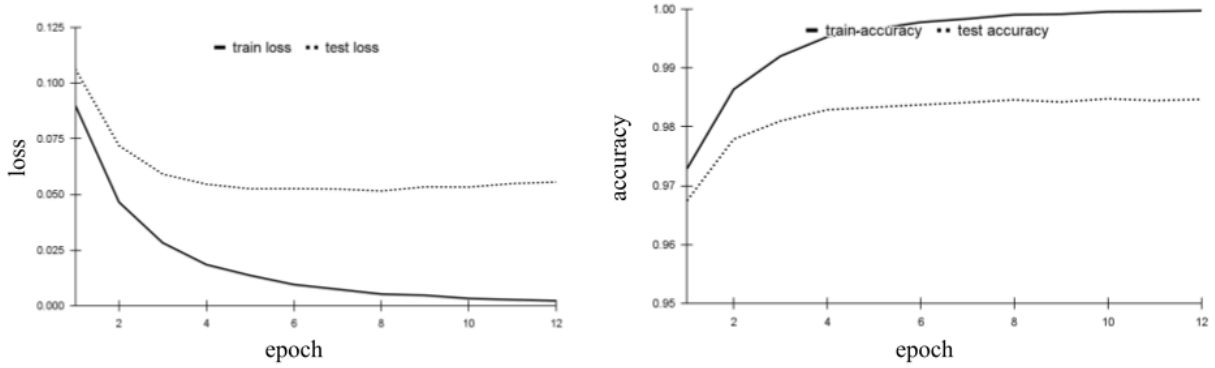


Fig. 4: Occam Gradient Descent loss & accuracy; MNIST; average of ten runs; $\lambda = 0.4$.

Experimental Results

Table 1 compares the performance of the Occam Gradient Descent algorithm on the MNIST network of Fig.1 over twelve epochs, averaged over ten runs. For the base gradient descent algorithm, the table shows the statistics for the best test loss, which occurs at epoch #9, reflected in the compute cost of 9. For the Occam Gradient Descent algorithm at an initial learning rate $\lambda = 0.4$ and 10% holdback for the control loss, the second row shows the statistics for the best test loss at epoch #8. At this epoch, the size of the network is 20% of the original, in terms of the number of non-zero weights. The projected compute cost is the cumulative cost of the first 8 epochs across the shrinking network. The third row shows the statistics for Occam Gradient Descent without any holdback, but using the train loss for control. The best test loss occurs at epoch #7 and the size of the network is 22.1% of the original. Lastly, the table shows the performance of conventional post-train pruning: 9 epochs of gradient descent followed by pruning to target size of 22.1%, and then retraining. It is evident that Occam Gradient Descent outperforms the other approaches at a lower computational cost, higher accuracy, and smaller model size. Code available at Kausik (2024b).

Table 1: Performance on MNIST network of Fig. 1; 12 epochs; 10 run average						
Algorithm	Train loss	Train Acc.	Test Loss	Test Acc.	Size	Compute
Gradient Descent	0.0112	99.6%	0.077	98.1%	100%	9
Occam Gradient Descent (10% holdback loss, $\lambda = 0.4$)	0.0052	99.9%	0.052	98.5%	20.0%	3.05
Occam Gradient Descent (train loss, $\lambda = 0.4$)	0.0066	99.9%	0.050	98.5%	22.1%	2.93
Conventional post-train pruning	0.074	97.8%	0.115	96.8%	22.2%	10.8

Fig. 5 shows an oversized off-the shelf network⁴ for the CIFAR10 dataset combining both linear units and convolutional units. Fig. 6 shows the corresponding results comparing the performance of gradient descent and Occam Gradient Descent with train loss control. As for MNIST in Table 1, 10% holdback loss control showed similar performance. Fig. 6 also shows the fractional size of the model by epoch. It is clear that Occam Gradient Descent resists overfitting and outperforms gradient descent, even while compressing the network to a small fraction of its original size. Code available at Kausik (2024b).

Layer (type)	Output Shape	Param #
conv2d (Conv2D)	(None, 30, 30, 64)	1792
max_pooling2d (MaxPooling2D)	(None, 15, 15, 64)	0
conv2d_1 (Conv2D)	(None, 13, 13, 128)	73856
max_pooling2d_1 (MaxPooling2D)	(None, 6, 6, 128)	0
conv2d_2 (Conv2D)	(None, 4, 4, 128)	147584
flatten (Flatten)	(None, 2048)	0
dense (Dense)	(None, 128)	262272
dense_1 (Dense)	(None, 10)	1290
Total params: 486794 (1.86 MB)		
Trainable params: 486794 (1.86 MB)		
Non-trainable params: 0 (0.00 Byte)		

Fig. 5: Oversized off-the shelf convolutional network for CIFAR10

⁴ <https://www.tensorflow.org/tutorials/images/cnn>

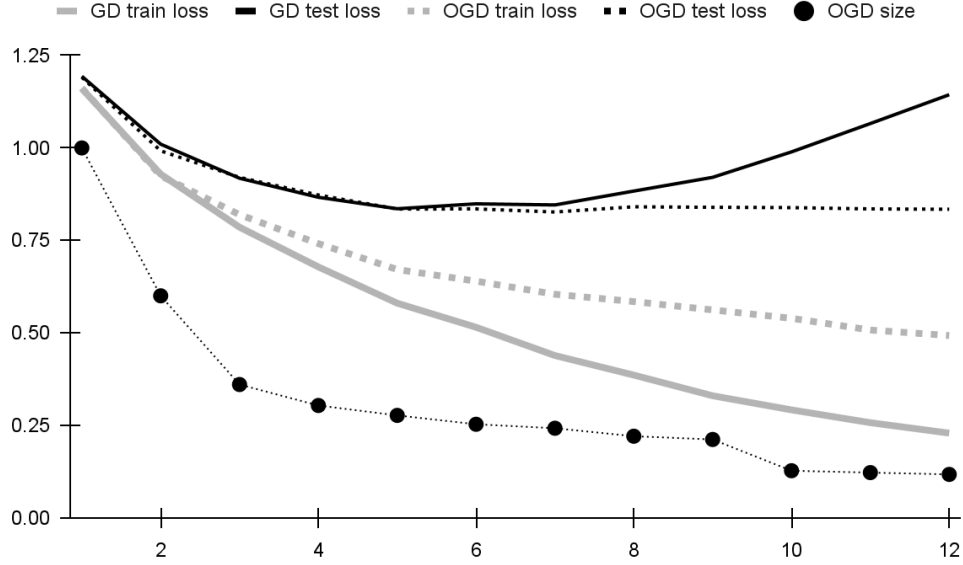


Fig. 6: Gradient Descent (GD) & Occam Gradient Descent (OGD);
CIFAR10; train loss control; average of 10 runs; $\lambda = 0.4$.

Summary

Deep learning neural network models must be large enough to adapt to their problem domain, while small enough to avoid overfitting training data during gradient descent. To balance these competing demands, overprovisioned deep learning models such as transformers are trained for a single epoch on large data sets, and hence inefficient with both computing resources and training data. In response to these inefficiencies, we exploit learning theory to derive Occam Gradient Descent, an algorithm that interleaves adaptive reduction of model size to minimize generalization error, with gradient descent on model weights to minimize fitting error. In contrast, traditional gradient descent greedily minimizes fitting error without regard to generalization error. Our algorithm simultaneously descends the space of weights and topological size of any neural network without modification, and is effective in our experiments in outperforming traditional gradient descent with or without post-train pruning in accuracy, compute and model compression.

References

1. Brown, T., Mann, B., Ryder, N., Subbiah, M., Kaplan, J. D., Dhariwal, P., ... & Amodei, D. (2020). Language models are few-shot learners. *Advances in neural information processing systems*, 33, 1877-1901.
2. Rae, J. W., Borgeaud, S., Cai, T., Millican, K., Hoffmann, J., Song, F., ... & Irving, G. (2021). Scaling language models: Methods, analysis & insights from training gopher. *arXiv preprint arXiv:2112.11446*.
3. S. Smith, M. Patwary, B. Norick, P. LeGresley, S. Rajbhandari, J. Casper, Z. Liu, S. Prabhunoye, G. Zerveas, V. Korthikanti, E. Zhang, R. Child, R. Y. Aminabadi, J. Bernauer, X. Song, M. Shoeybi, Y. He, M. Houston, S. Tiwary, and B. Catanzaro. Using Deepspeed and Megatron to Train Megatron-turing NLG 530b, A Large-Scale Generative Language Model. *arXiv preprint arXiv:2201.11990*, 2022.
4. Thoppilan, R., De Freitas, D., Hall, J., Shazeer, N., Kulshreshtha, A., Cheng, H. T., ... & Le, Q. (2022). Lamda: Language models for dialog applications. *arXiv preprint arXiv:2201.08239*.
5. Gent, E. (2023), When Large Language Models Shrink, *IEEE Spectrum*, <https://spectrum.ieee.org/large-language-models-size>.
6. Kaplan, Jared, Sam McCandlish, Tom Henighan, Tom B. Brown, Benjamin Chess, Rewon Child, Scott Gray, Alec Radford, Jeffrey Wu, and Dario Amodei. "Scaling laws for neural language models." *arXiv preprint arXiv:2001.08361* (2020).
7. Hoffmann, J., Borgeaud, S., Mensch, A., Buchatskaya, E., Cai, T., Rutherford, E., ... & Sifre, L. (2022). Training compute-optimal large language models. *arXiv preprint arXiv:2203.15556*.
8. Kausik, B. N. (2024a). Scaling Efficient LLMs. *arXiv preprint arXiv:2402.14746*.
9. Chang, X., Li, Y., Oymak, S., & Thrampoulidis, C. (2021, May). Provable benefits of overparameterization in model compression: From double descent to pruning neural networks. In *Proceedings of the AAAI Conference on Artificial Intelligence* (Vol. 35, No. 8, pp. 6974-6983).
10. Xue, F., Fu, Y., Zhou, W., Zheng, Z., & You, Y. (2023). To Repeat or Not To Repeat: Insights from Scaling LLM under Token-Crisis. *arXiv preprint arXiv:2305.13230*.
11. LeCun, Yann, John Denker, and Sara Solla. "Optimal brain damage." *Advances in neural information processing systems* 2 (1989).
12. Hassibi, B., Stork, D. G., & Wolff, G. J. (1993, March). Optimal brain surgeon and general network pruning. In *IEEE international conference on neural networks* (pp. 293-299). IEEE.
13. Han, S., Pool, J., Tran, J., & Dally, W. (2015). Learning both weights and connections for efficient neural network. *Advances in neural information processing systems*, 28.
14. Liu, Z., Sun, M., Zhou, T., Huang, G., & Darrell, T. (2018). Rethinking the value of network pruning. *arXiv preprint arXiv:1810.05270*.
15. Blalock, D., Gonzalez Ortiz, J. J., Frankle, J., & Gutttag, J. (2020). What is the state of neural network pruning?. *Proceedings of machine learning and systems*, 2, 129-146
16. Sun, M., Liu, Z., Bair, A., & Kolter, J. Z. (2023). A simple and effective pruning approach for large language models. *arXiv preprint arXiv:2306.11695*.
17. Frantar, E., & Alistarh, D. (2023, July). Sparsegpt: Massive language models can be accurately pruned in one-shot. In *International Conference on Machine Learning* (pp. 10323-10337). PMLR.

18. Hinton, G., Vinyals, O., & Dean, J. (2015). Distilling the knowledge in a neural network. *arXiv preprint arXiv:1503.02531*.
19. Chen, G., Choi, W., Yu, X., Han, T., & Chandraker, M. (2017). Learning efficient object detection models with knowledge distillation. *Advances in neural information processing systems*, 30.
20. Asami, T., Masumura, R., Yamaguchi, Y., Masataki, H., & Aono, Y. (2017, March). Domain adaptation of DNN acoustic models using knowledge distillation. In *2017 IEEE International Conference on Acoustics, Speech and Signal Processing (ICASSP)* (pp. 5185-5189). IEEE.
21. Valiant, L. G. (1984). A theory of the learnable. *Communications of the ACM*, 27(11), 1134-1142.
22. Natarajan, B. K. (1989). On learning sets and functions. *Machine Learning*, 4, 67-97.
23. Haussler, D. (1992), 'Decision theoretic generalizations of the PAC model for neural net and other learning applications', *Information and Computation* 100(1), 78–150.
24. Shalev-Shwartz, S., & Ben-David, S. (2014). *Understanding machine learning: From theory to algorithms*. Cambridge university press.
25. Mocanu, D. C., Mocanu, E., Stone, P., Nguyen, P. H., Gibescu, M., & Liotta, A. (2018). Scalable training of artificial neural networks with adaptive sparse connectivity inspired by network science. *Nature communications*, 9(1), 2383.
26. Zhang, Z., Tao, R., & Zhang, J. (2023). Neural Network Pruning by Gradient Descent. *arXiv preprint arXiv:2311.12526*.
27. White, C., Safari, M., Sukthankar, R., Ru, B., Elsken, T., Zela, A., ... & Hutter, F. (2023). Neural architecture search: Insights from 1000 papers. *arXiv preprint arXiv:2301.08727*.
28. Kingma, D. P., & Ba, J. (2014). Adam: A method for stochastic optimization. *arXiv preprint arXiv:1412.6980*.
29. Kausik, B.N., (2024b), https://github.com/bnkausik/occam_gradient_descent