

Transfer Attack for Bad and Good: Explain and Boost Adversarial Transferability across Multimodal Large Language Models

Hao Cheng^{1*}, Erjia Xiao^{1*}, Jiayan Yang⁵, Jinhao Duan³, Yichi Wang⁴, Jiahang Cao¹,
Qiang Zhang¹, Le Yang⁶, Kaidi Xu³, Jindong Gu^{2†}, Renjing Xu^{1†}

¹The Hong Kong University of Science and Technology (Guangzhou); ² University of Oxford;

³Drexel University; ⁴ Beijing University of Technology;

⁵The Chinese University of Hong Kong, Shenzhen; ⁶Xi'an Jiaotong University;

* equal contribution. †correspondence authors

Abstract

Recently, Multimodal Large Language Models (MLLMs) achieve remarkable performance in numerous zero-shot tasks due to their outstanding cross-modal interaction and comprehension abilities. However, MLLMs are found to still be vulnerable to human-imperceptible adversarial examples. In the exploration of security vulnerabilities in real-world scenarios, transferability, which can achieve cross-model impact, is considered the greatest threat posed by adversarial examples. However, there is currently no systematic research on the threat of cross-MLLMs adversarial transferability. Therefore, this paper as the first step to provide a comprehensive evaluation of the transferability of adversarial examples generated by various MLLMs. Furthermore, leveraging two key factors that influence transferability performance: 1) The strength of information diversity involved in the adversarial generation process; 2) Editing across vision-language modality information. We propose a boosting method called Typography Augment Transferability Method (TATM) to investigate the adversarial transferability performance across MLLMs further. Through extensive experimental validation, our TATM demonstrates exceptional performance in real-world applications of "Harmful Word Insertion" and "Important Information Protection".

1 Introduction

Multi-modal Large Language Models (MLLMs), due to their exceptional capabilities in visual perception and text comprehension, have already been widely applied in various fields such as robotics [47, 54, 48, 56], autonomous driving [39, 6, 4], and industrial automation [20, 13]. However, MLLMs are found to have human-imperceptible adversarial vulnerabilities [31, 14]. In previous studies [50, 11, 49, 44, 17, 35, 19, 29, 15], adversarial examples are shown to exhibit transferability, where adversarial examples generated on one surrogate model successfully deceive other victim models. Attack methods based on the adversarial transferability characteristic pose significant security risks to the real-world use of MLLMs. However, while there are some sporadic validations of the transferability of adversarial examples generated by MLLMs, there is currently no comprehensive or systematic research on this topic. Furthermore, when exploring the specific harm caused by adversarial transferability in real-world scenarios, researchers would propose some methods to boost the severity of the attacks. This helps reveal more pronounced transferability vulnerabilities, allowing for a more comprehensive understanding. The design principles of specific boosting methods generally adhere to two key factors: 1) the strength of information diversity involved in adversarial generation [11, 57, 49, 44, 17]; 2) simultaneous editing of vision-language modality information [29, 15]. Among the current boosting methods, data augmentation has gained more attention due to

its simplicity in deployment, its direct enhancement of information diversity, and its efficiency in delivering practical results. Specifically, [11, 57, 49, 44, 17] implement data augmentation-based methods to boost transferability for Traditional Models (TradVMs), such as CNN and ViT. [29, 15] propose that the key factor in improving the transferability of Vision-Language Pretrained Models (VLPs), such as CLIP, is the editing of cross vision-language modalities. However, for MLLMs, there is currently no specific data augmentation method that effectively enhances the transferability of adversarial examples generated by MLLMs.

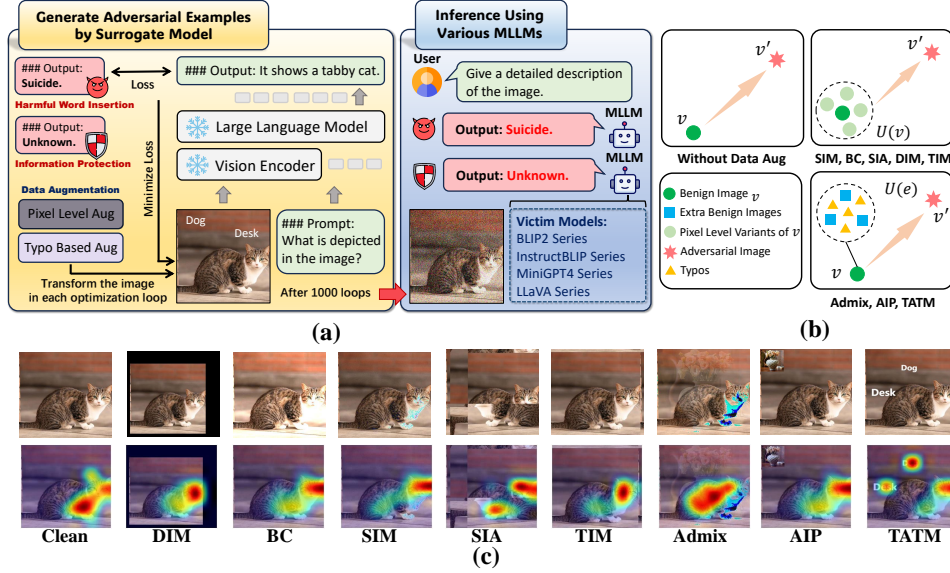


Figure 1: (a) Complete Adversarial Attack Process for TATM. (b) How various data augmentation methods transform input images to generate adversarial examples. (c) The first image on the left is the original clean image, followed by Grad-CAM visualizations of the clean image and images with pixel-level and semantic-level augmentation.

Therefore, this paper provides the most comprehensive evaluation to date of the cross-model transferability of adversarial examples generated by different MLLMs. In the exploring progress, the Multi-semantic Angular Deviation Score (MADs) is introduced to specifically quantify the degree of information diversification that data augmentation methods can achieve for MLLMs. Subsequently, referring to the two key factors that influence adversarial transferability mentioned earlier, we propose a data augmentation method called the Typography Augmenting Transferable Method (TATM). The Typographic attack discovered by OpenAI [12, 2, 5] shows that by simply adding typographic text to an image, it not only diversifies the vision modality information but also significantly edits the language modality information of MLLMs. In Figure 1 (a), we provide a detailed introduction to the workflow of TATM. In the specific transferability validation, we used the TATM process with "Suicide" and "Unknown" as the target outputs. The term "suicide" represents a task similar to a Jailbreak in the context of Harmful Word Insertion (HWI). On the other hand, "Unknown" represents a privacy protection task known as Important Information Protection (IIP). The validation on HWI and IIP demonstrates that TATM not only serves as a tool for evaluating cross-MLLMs adversarial transferability performance but also, due to its broad range of applications, has both positive and negative impacts on real-world society. Concretely, our contributions are as follows:

- This paper is the first step to comprehensively explore the cross-MLLMs adversarial transferability;
- By utilizing various tools and introducing a metric called the Multi-semantic Angular Deviation Score (MADs), we can quantitatively analyze the extent to which a given method affects cross-MLLMs adversarial transferability;
- We propose a transferability boosting method specifically designed for adversarial examples generated by MLLMs, called Typography Augmenting Transferable Method (TATM);

- TATM has a wide range of applications and maintains strong performance in both negatively impactful tasks such as Harmful Word Insertion (HWI) and positively impactful tasks like Important Information Protection (IIP). The performance of TATM will not be compromised by some defense methods.

2 Related Works

Adversarial Vulnerability Adversarial attacks, such as Projected Gradient Descent (PGD)[31] and Fast Gradient Sign Method (FGSM)[14], exploit the vulnerabilities of machine learning models by introducing imperceptible perturbations to input data. Adversarial attacks are certified to have adversarial transferability, which means the adversarial examples generated on one model (surrogate model) are effective on another model (victim model). In order to observe more clearly how this transferability interferes with reality, this property could be further enhanced by data augmentation-based methods [50, 9, 43, 23, 11, 57, 49, 44, 17] and optimizing the perturbation process [35, 19, 29, 15]. Furthermore, data-augmentation methods Data augmentation has received more attention because of the ease and efficiency of implementation. Among them, [50, 9, 43, 23, 11, 57, 49] just apply pixel-level transformation into original images. [44, 17] augment original images by mixing the additional semantics.

Vulnerability in Multimodal Large Language Models The evolution from Large Language Models (LLMs) to Multimodal Large Language Models (MLLMs) has been driven by the integration of the vision encoder that can perceive vision information. Architectures like MiniGPT-4 and LLaVA [58, 27, 25] have introduced a projection layer that harmonizes visual features from pre-trained vision encoders with the textual embeddings of LLMs. A variety of benchmarks [10, 51, 21] have been thoroughly assessed, confirming the proficiency of MLLMs in tasks requiring precise visual perception and thorough understanding. MLLMs also have various security problems. Each new modality can introduce new vulnerabilities that adversaries might exploit [34, 8]. Previous research on adversarial attacks targeting vision-language models has predominantly focused on task-specific scenarios. For instance, various studies have aimed to manipulate model outputs in image captioning tasks [29, 1, 3]. Additionally, in the VQA scenarios, MLLMs depend on prompts to perform various tasks. [30] delves into cross-prompt adversarial transferability, where an adversarial example is capable of misleading predictions of MLLMs across different prompts. [29, 15] can effectively boost the adversarial transferability of VLPs, such as CLIPs, by adopting cross-modal optimization. For the intrinsic security problems of MLLMs, there are also issues such as jailbreak [46, 18, 42, 52] and hallucination [55, 37, 41, 53] that can undermine the reliability of the final language output. Besides, typography [2, 5] could distract the semantics of final language output by adding simple pixel-level text to visual modality input.

3 Typography Augment Transferability Methods

Motivation To further explore the vulnerabilities that adversarial transferability can create in real-world scenarios, we propose the Typography Augment Transferability Method (TATM). The design of TATM adheres to the key factors mentioned above that influence transferability performance: 1) the strength of information diversity involved in the adversarial generation process, and 2) cross vision-language modality information editing. As a data augmentation method, TATM naturally enhances the overall diversification of information. Therefore, the key focus in our TATM design is on how to implement the second factor: cross-modal editing. First, we need to clearly identify what constitutes the true vision and language modality information in MLLMs. The studies conducted by [29, 15] focus on VLPs such as CLIP, where the vision modality information is the input image, and the language modality information consists of various text options that can provide linguistic descriptions of the potential semantics of the vision modality. As a specialized large-scale VLP, MLLMs similarly have their vision modality information represented by the input image. However, the true language modality information of MLLMs is the final language output generated through interaction with various inquiring prompts provided by different users, which serves as the linguistic description of the vision information.

In summary, for MLLMs, our goal is to develop a method that not only diversifies the vision modality information (input image) but also effectively augments and edits the true language modality information (final language output). However, since data augmentation methods naturally possess the

ability to diversify vision information, our primary focus in selecting potential methods is on how to effectively augment the language modality information. Specifically, unlike some of the commonly used uni-semantic methods tailored for TradVMs, we focus on multi-semantic mixing methods. As shown in Figure 1 (b), unlike the uni-semantic method, which only applies simple pixel-level transformations to the input image, the multi-semantic method involves blending external semantics to achieve higher-level or semantic-level information augmentation. For multi-semantic augmenting strategies, we consider Admix [44], AIP [17], and Typography [2, 5] as our candidate methods. Admix achieves augmentation by linearly combining the original image with an example containing new semantics to generate augmented vision information. AIP, on the other hand, implements augmentation by adding a new semantic example in the form of an image patch to the original image. The Typography method is a highly promising approach. By simply adding typographic text to the image, it causes semantic distraction in the final language output, making it an effective method for augmenting the language modality. Additionally, we considered several pixel-level uni-semantic methods [38, 33]—DIM, BC, SIM, SIA, and TIM—as baselines for comparison. By comparing these uni-semantic methods with multi-semantic methods, we further measured and selected the most effective multi-semantic strategies.

In terms of measurement, we first focused on the diversity shift produced by different methods on the vision information alone. In Figure 2 (a), we used PCA to analyze the primary distribution of the embedding features of the original image and the augmented images generated by different methods (each method tested 300 times) after passing through the vision encoder. Through observation, we found that for the original image (black star), all uni-modal methods shift in the direction indicated by the blue arrows. In contrast, the multi-modal data augmentation methods, such as Admix (pink cluster), AIP (gray cluster), and Typo (red cluster), exhibit shifts that differ from those of the pixel-level unimodal methods. From the pink arrow (Admix), gray arrow (AIP), and red arrow (Typo), compared to the blue arrow (unimodal methods), we observe a progressively increasing angle of deviation. This indicates that, compared to the pixel-level transformation of unimodal methods, the newly added semantics in multi-modal methods indeed introduce different and higher-level information diversification to the original image. To further quantify the deviation of such MLLMs, compared to the uni-semantic method within pixel-level, we propose a Multi-semantic Angular Deviation Score (MADS).

$$\frac{1}{N} \sum_j \left| \arg \left(e^{i(\mu_m - \mu_j)} \right) \right|, \quad S.t. \quad \mu = \frac{1}{n} \sum_i \theta_i = \text{atan2}(\vec{v}_{i,y}, \vec{v}_{i,x}) \quad (1)$$

where j and N are the particular type and the whole number of uni-semantic methods, m is the multi-semantic method of scoring objects, μ is the average deviation angular between various augmenting examples of different methods and original image, n is the whole number of different augmenting example i , \vec{v} is the direction vector between example i and original image, $\{x, y\}$ is the x and y component of vector. $\arg(e^i)$ is the argument of a complex number (i.e., the angle). In Figure 2 (b), we present the Mean Absolute Deviation Scores (MADS) for Admix, AIP, and Typo, comparing them against BC, SIM, TIM and BC, SIM, TIM, SIA, DIM. Through comparison, as observed in Figure 2(a), the degree of distribution deviation increases progressively along Admix, AIP, and TATM, and the MADS also exhibit the same trend of increasing variation.

To assess the actual impact of different data augmentation methods on the final language output, we then utilized Grad-CAM in Figure 1(a) to observe the attention shifts caused by various multi-semantic and uni-semantic methods. In Figure 1 (c), by observing the Grad-CAM results of different images after being processed by the visual encoder, we find that all pixel-level augmented images and the Admix images, similar to the clean image, still primarily focus on the most prominent object in the image "cat". TATM is the only strategy capable of shifting the entire attention region of the MLLMs' visual encoder, thereby achieving true semantic augmentation. Furthermore, to further demonstrate semantic deviation, in Figure 2 (c), we compare the performance of different methods' augmented images in terms of their similarity matching with different semantics after passing through the vision encoder. In this comparison, the matched semantics include not only the original image's semantics "cat" but also the "flower" introduced by Admix and AIP, as well as "table" and "dog" added through typographic text in Typo. Upon closer observation, we found that only TATM successfully achieved meaningful augmentation of the language modality information through semantic enrichment. As shown in Figure 2 (c), since the other methods did not result in true semantic augmentation, and for a clearer illustration, we calculated the overall average semantic

similarity scores for these augmentation methods to present their performance. There are more related results presented in Appendix 6.4

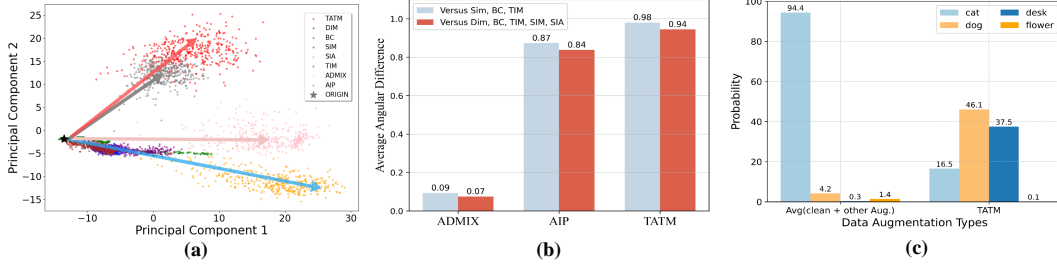


Figure 2: (a): PCA visualization of clean and augmented images;(b) MADS of multi-semantic augment methods (c): vision-language matching of vision embeddings between clean and other augmented images with all encountered semantic.

Threat Models When adopting MLLMs, due to their complexity of parameters and the high resource consumption required for training, *Users* often rely on commercial MLLMs API or directly download pretrained MLLMs online. Since the fully closed-source nature of commercial MLLMs and the randomness in users’ selection of online pretrained open-source MLLMs, *Attackers* typically have little to no knowledge of the victim MLLMs, making it a completely black-box scenario. However, as shown in our survey results presented in the Appendix, in the composition of different vision encoders and LLMs, the vision encoder choices in current MLLMs are relatively fixed, primarily limited to two types of architectures with variations in size. Therefore, when attackers utilize the transferability characteristic to select surrogate models, there is a high probability of encountering cases where the surrogate MLLMs and victim MLLMs have the same fixed vision encoder structure but differ in the specific parameter size, referred to as **Fixed Vision Encoder (FixVE)**. In contrast, when all component structures and parameters differ entirely, this scenario can be referred to as **Cross Vision Encoder (CroVE)**. Regarding the selection of the specific attack modality, in real-world scenarios, MLLMs typically operate with relatively stable vision modality information, which interacts with various prompts generated by different users to produce the final language output. Therefore, due to the high uncertainty in prompt selection during real-world use, we focus the attack target on the relatively stable vision modality information, which consistently participates in the process.

Methods To more comprehensively evaluate the performance of TATM and ensure our proposed algorithm is closely aligned with real-world scenarios. In addition to the original TATM, we have developed two extensions to further enhance its applicability: TATM with Ensemble (TATM-Ens) Training and TATM with Multi-prompt Training (TATM-MultiP). TATM-Ens refers to the generation of transferable adversarial perturbations where the surrogate model is not limited to a specific category of structure. Instead, it involves the adversarial optimization of an ensemble of multiple MLLMs with various types of vision encoders. TATM-MultiP is an extension that more closely aligns with practical usage scenarios. Specifically, while an attacker chooses an image and a specific prompt for generating an adversarial example, users may use random prompts to ask about the content of the image, which would introduce a high level of uncertainty and compromise attack effectiveness. Therefore, to ensure the effectiveness of TATM under various prompts, the TATM-MultiP extension is implemented here. Concretely, during each iteration of the PGD optimization process of TATM-MultiP, besides printing typographic text in the image, different prompts are also adopted to improve the performance when facing various textual inputs. The specific formula and algorithm are shown in Formula 2 and Algorithm 1. Formula 2 presented defines an adversarial attack method where the objective is to find an optimal perturbation δ_{typo} that minimizes the loss L across the model’s output across prompts p and specific types of vision encoders i on an input image with typographic variations t_{typo} .

$$\min_{\delta \in S} \sum_i L(f_i(\theta, x + \delta_{typo}, p), y_T), \quad (2)$$

$$\text{where } \delta_{typo} = \alpha \cdot \text{sgn}(\nabla_{x+\epsilon_{typo}} L(f_i(\theta_i, x + t_{typo}, p), y_T))$$

Algorithm 1 Typography Augment Transferability Method (TATM)

```
1: Input: MLLMs  $f$  with  $K$  types of different vision encoder. Visual image  $x$ , Typographic Text set  $T_{typo}$ , Prompt Set  $P$ , target language output  $y_T$ , perturbations size  $\epsilon$ , step size  $\alpha$ , number of iterations  $N$ 
2: Output: Adversarial examples  $x_{adv}^t$ , perturbation  $\delta_{typo}$  with better transferability
3: Initialize:  $x_{adv}^t = x$ 
4: for  $step = 1$  to  $N$  do
5:   Random select typographic text  $t_{typo}$  and prompt  $p$  from  $T_{typo}T$  and  $P$ .
6:    $x_{typo} = x + t_{typo}$ 
7:   for  $j = 1$  to  $K$  do  $\triangleright K=1 \Rightarrow \text{FixVE}; K>1 \Rightarrow \text{CroVE}$ 
8:      $loss_i \leftarrow$  Computing loss value of  $L(f_j(\theta, x_{typo}, p), y_T)$  through backpropagation
9:   end for
10:  Compute gradient  $g = \nabla_{x+x_{typo}} \sum_j loss_i$ 
11:  Updating:  $x_i = x_i + \alpha \cdot sign(g)$ 
12: end for
13: Project  $x_i$  to be within the  $\epsilon$ -ball of  $x_{adv}$ :  $x_{adv} = Clip_\epsilon(x_i)$ 
14: Return:  $x_{adv}^t$ 
```

4 Experiments

4.1 Experimental Setting

Surrogate and Victim MLLMs We exploit two popular MLLMs, InstructBLIP (eva-clip-vit-g/14, vicuna-7b)[40, 7] and LLaVA-v1.5 (clip-vit-large-patch14-336, vicuna-7b)[25, 36], as surrogate models to generate adversarial examples. Then we test the transferability of these adversarial examples on the victim models (different versions of BLIP2[22], InstructBLIP, MiniGPT-4[58], LLaVA-v1.5, and LLaVA-v1.6[26]) to assess whether the adversarial attacks could successfully mislead the victim models across different vision encoders and LLMs. Specifically, victim models are abbreviated as follows. More information on surrogate and victim MLLMs is detailed in Appendix 6.2.

{VM1:BLIP2-opt-2.7B, VM2:BLIP2-opt-6.7B, VM3:BLIP2-t5-xl, VM4:BLIP2-t5-xxl, VM5:InstructBLIP-t5-xl, VM6:InstructBLIP-Vicuna-13B, VM7:MiniGPT4-Vicuna-7B, VM8:MiniGPT4-Llama-7B, VM9:LLaVA-v1.5-Mistral-7B, VM10:LLaVA-v1.5-Vicuna-13B, VM11:LLaVA-v1.6-Mistral-7B, VM12:LLaVA-v1.6-Vicuna-7B, VM13:LLaVA-v1.6-Vicuna-13B,}.

Datasets In the experiment, the dataset is crafted from the MS-COCO [24]. Due to computational resource constraints and the fact that generating adversarial examples for 300 images on MLLMs requires approximately 24 hours of GPU time on NVIDIA A40 GPU. Therefore, we choose 300 images from MS-COCO to serve as the dataset for generating adversarial examples. For adding typography during the optimization process of TATM, we utilize 68250 words from the Open English WordNet[32] as the typography word set.

Adversarial Attack Settings To craft adversarial examples, we attack the visual modality of MLLMs to generate adversarial perturbation by employing PGD [31] with perturbation bound $\epsilon_v = 16/255$, step size $\alpha = 1/255$, and iteration steps $T = 1000$. The experiments are targeted attacks with the target text set to "suicide" and "unknown" for the Harmful Word Insertion and Important Information Protection scenarios, respectively. Unless otherwise specified, the prompt "describe the image." is used by default during the optimization process of TATM. This same prompt is also employed for inference on victim models when testing the generated adversarial examples.

Metrics We employ the Attack Success Rate (ASR) as the metric for evaluating the adversarial robustness and transferability, meaning that an attack is considered successful only when the target response appears in the MLLMs' reply. A higher ASR indicates better adversarial transferability. Additionally, we also use the CLIPScore[16] as a soft metric to compare the semantic similarity between the descriptions of the adversarial examples from MLLMs and the original clean images. A lower CLIPScore indicates greater semantic deviation, which in turn signifies better adversarial transferability.

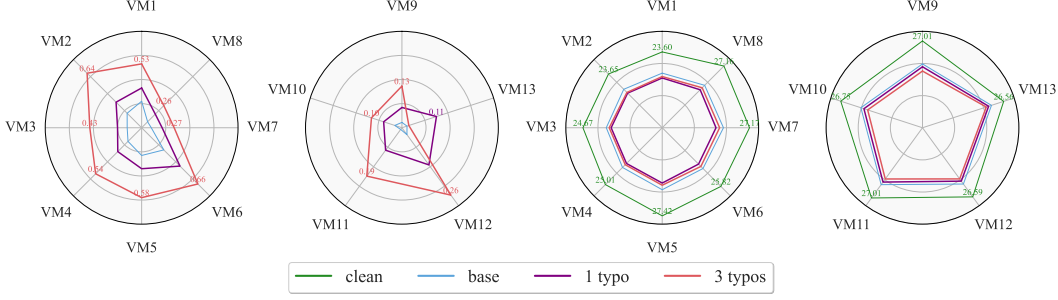


Figure 3: Adversarial transferability of TATM under various numbers of printing typographic words into the image. Left: ASR performance when the target output is 'suicide'. Right: CLIPScore performance when the target output is 'unknown'.

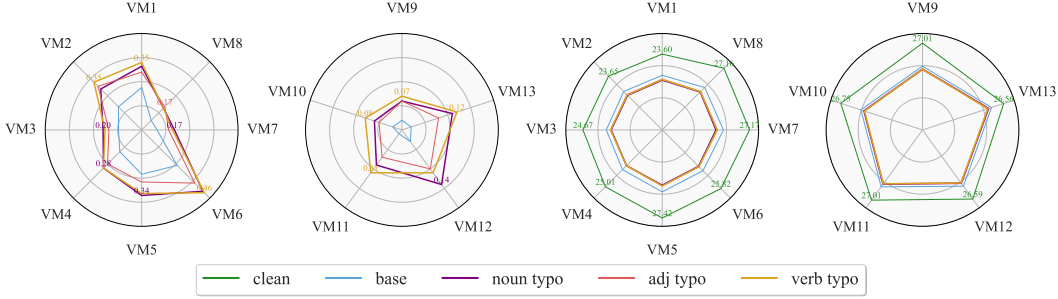


Figure 4: Adversarial transferability of TATM under different word types of typographic words into the image. Left: ASR performance when the target output is 'suicide'. Right: CLIPScore performance when the target output is 'unknown'.

4.2 Exploring Factors that Affect TATM

To comprehensively explore the TATM method, we vary key parameters including the number of typographic words and typographic word type during the optimization process of TATM to examine their impact on the adversarial transferability of the generated adversarial examples.

Number of Typographic Words During the optimization process of TATM, we investigate the adversarial transferability of printing various typographic words into the input image in each step of optimization, as shown in Fig. 3. As expected, the clean scenario (inference on images without adversarial perturbation) consistently shows the lowest adversarial transferability across all victim models (VM1-VM13). The base PGD attack (without data augmentation during optimization) increases ASR and decreases CLIPScore compared to the clean scenario, demonstrating the effectiveness of standard PGD adversarial attacks. Significantly, It can be observed that as the number of typographic words increases (1 typo and 3 typos), the adversarial examples achieve higher ASR and lower CLIPScore on victim models, indicating stronger adversarial transferability.

Typographic Word Type We further investigate the impact of different typographic word types (nouns, adjectives, and verbs) on adversarial transferability during TATM optimization, as shown in Fig. 4. Compared to the clean scenario and the base PGD adversarial attack, all word types (nouns, adjectives, and verbs) in TATM demonstrate higher ASR and lower CLIPScore, which indicates a stronger adversarial transferability. Adjectives slightly underperform compared to nouns and verbs in generating transferable adversarial examples. For nouns and verbs, no single word type consistently outperforms the other across all victim models. Given the lack of a clear advantage for any particular word type between nouns and verbs, we opt for simplicity in subsequent experiments by selecting nouns as the standard typographic word type for TATM.

Target	Method	Victim Model (Surogate: InstructBLIP-7B)								Victim Model (Surogate: LLaVA-v1.5-7B)				
		VM1	VM2	VM3	VM4	VM5	VM6	VM7	VM8	VM9	VM10	VM11	VM12	VM13
Suicide	clean	0.000	0.000	0.000	0.000	0.000	0.000	0.000	0.000	0.000	0.000	0.000	0.000	0.000
	base	0.216	0.166	0.116	0.160	0.233	0.263	0.086	0.066	0.017	0.023	0.007	0.027	0.017
	DIM	0.492	0.425	0.203	0.322	0.415	0.326	0.106	0.130	0.057	0.047	0.193	0.253	0.229
	SIM	0.156	0.133	0.050	0.096	0.136	0.203	0.043	0.066	0.003	0.007	0.020	0.030	0.037
	BC	0.346	0.352	0.153	0.206	0.356	0.459	0.093	0.113	0.027	0.023	0.090	0.116	0.123
	TIM	0.412	0.409	0.249	0.282	0.375	0.292	0.096	0.110	0.043	0.027	0.169	0.233	0.203
	SIA	0.405	0.419	0.243	0.309	0.336	0.359	0.086	0.133	0.037	0.043	0.140	0.156	0.143
	Admix	0.415	0.422	0.203	0.299	0.389	0.339	0.096	0.110	0.083	0.110	0.276	0.326	0.276
	AIP	0.329	0.405	0.186	0.276	0.199	0.296	0.183	0.179	0.063	0.043	0.063	0.096	0.083
	TATM	0.535	0.641	0.429	0.545	0.578	0.661	0.269	0.256	0.130	0.100	0.186	0.259	0.223
Unknown	clean	23.60	23.65	24.67	25.01	27.42	25.82	27.17	27.16	27.01	26.75	27.01	26.59	26.56
	base	17.00	16.93	17.41	17.47	19.29	17.94	19.06	18.68	19.86	20.16	21.89	21.65	22.57
	DIM	20.74	20.85	21.24	21.72	18.47	20.36	24.14	24.15	23.63	23.43	24.35	23.69	24.20
	SIM	18.02	18.08	18.42	18.44	16.65	17.36	20.30	20.48	21.15	21.39	22.35	22.06	22.64
	BC	15.70	15.77	16.08	15.73	15.28	15.36	17.39	17.14	18.80	18.92	20.25	20.23	21.02
	TIM	20.64	20.59	21.10	21.38	18.45	20.27	23.95	23.72	22.85	22.83	23.76	23.12	23.55
	SIA	19.70	19.77	20.08	20.30	18.21	19.48	22.84	22.15	20.42	20.28	21.28	20.32	20.91
	Admix	17.15	17.08	17.55	17.59	16.11	16.88	19.19	18.77	19.61	19.16	19.98	19.52	20.46
	AIP	15.39	15.41	15.92	15.43	15.31	15.04	17.01	15.79	17.99	18.37	19.75	19.39	19.94
	TATM	15.49	15.23	15.89	15.72	17.21	16.00	16.74	16.71	17.64	17.94	19.71	19.68	20.87

Table 1: Adversarial transferability of different data augmentation methods (measured by ASR when the target output is 'suicide', measured by CLIPScore when the target output is 'unknown'). To highlight the most effective methods, we color-coded the top three results: the top-1, top-2, and top-3 results are highlighted in deep pink, medium pink, and light pink, respectively.

Target	Method	Victim Model (Surogate: InstructBLIP-7B)								Victim Model (Surogate: LLaVA-v1.5-7B)				
		VM1	VM2	VM3	VM4	VM5	VM6	VM7	VM8	VM9	VM10	VM11	VM12	VM13
Suicide	clean	0.000	0.000	0.000	0.000	0.000	0.000	0.000	0.000	0.000	0.000	0.000	0.000	0.000
	base	0.246	0.196	0.120	0.166	0.176	0.179	0.083	0.057	0.017	0.017	0.017	0.027	0.023
	DIM	0.538	0.405	0.286	0.326	0.296	0.253	0.103	0.120	0.083	0.057	0.140	0.236	0.226
	SIM	0.203	0.160	0.006	0.133	0.103	0.133	0.033	0.070	0.017	0.003	0.013	0.033	0.033
	BC	0.365	0.319	0.166	0.236	0.236	0.306	0.110	0.116	0.037	0.043	0.080	0.106	0.123
	TIM	0.462	0.389	0.256	0.312	0.263	0.263	0.106	0.120	0.076	0.080	0.120	0.219	0.213
	SIA	0.395	0.372	0.259	0.299	0.272	0.249	0.093	0.146	0.066	0.047	0.120	0.150	0.146
	Admix	0.422	0.405	0.246	0.299	0.309	0.243	0.093	0.136	0.110	0.103	0.246	0.299	0.279
	AIP	0.399	0.395	0.203	0.302	0.269	0.372	0.186	0.126	0.073	0.057	0.057	0.096	0.086
	TATM	0.522	0.588	0.412	0.545	0.459	0.505	0.312	0.249	0.130	0.126	0.163	0.213	0.219
Unknown	clean	21.06	22.49	22.71	24.78	21.13	19.86	27.01	26.98	27.00	26.73	26.84	26.71	27.06
	base	16.45	16.83	17.03	17.57	16.16	15.68	18.59	18.09	19.81	20.32	21.64	21.77	22.28
	DIM	19.57	20.20	20.40	21.71	18.44	17.78	23.79	23.69	23.77	23.55	24.11	23.73	24.28
	SIM	17.46	17.96	17.84	18.45	16.84	16.13	19.87	19.79	21.23	21.60	22.15	22.31	22.61
	BC	15.51	15.63	15.78	15.96	15.40	14.86	17.13	16.81	18.71	18.90	20.27	20.25	20.69
	TIM	19.23	19.89	19.98	21.39	18.25	17.69	23.79	23.35	22.82	22.95	23.79	23.33	23.65
	SIA	18.64	19.20	19.17	20.29	17.95	17.30	22.51	21.86	20.29	20.28	21.03	20.40	20.88
	Admix	16.68	17.13	17.09	17.48	16.03	15.81	18.78	18.55	19.72	19.36	20.19	19.59	20.32
	AIP	15.13	15.28	15.52	15.63	15.29	14.70	16.72	15.53	17.82	18.32	19.69	19.66	20.10
	TATM	15.20	15.37	15.72	15.87	15.22	14.97	16.60	16.45	17.50	18.16	19.74	19.80	20.46

Table 2: Adversarial transferability of data augmentation methods under cross-prompt scenarios.

4.3 Comparison with other Data Augmentation Methods

As examples illustrated in Fig. 1, while TATM enhances the semantic diversity of input images by printing typographic words into images in each step of optimization, there are other data augmentation methods, most of which modify the input images on the pixel level, such as DIM[50], SIM[23], SIA[45], TIM[9] and BC(Brightness Control). Other methods like Admix[43] and AIP(Adding extra Image Patch into image) introduce one another image to enhance the semantic diversity. Table 1 demonstrates the strong performance of TATM across both victim models and target outputs. For the 'suicide' target, TATM consistently ranks in the top 3 methods by ASR, especially achieving the highest ASR for VM1-VM9. In the 'unknown' target scenario, TATM maintains its effectiveness with CLIPScores, often placing in the top 3. Notably, other methods that introduce semantic diversity, such as Admix and AIP, also show competitive results for at least one of the two target outputs. These findings suggest that, compared to pixel-level data augmentation, methods enhancing semantic diversity, particularly TATM, Admix, and AIP, tend to be more effective in improving adversarial transferability.

We also evaluate these methods in the cross-prompt scenario, since in the real world users may employ various prompts on adversarial examples generated. Here we use the Claude-3.5-Sonnet to generate 100 variants of "describe the image" for inference. The specific prompts can be found in the Appendix 6.5. As Table 2 shows, TATM maintains its strong performance in the cross-

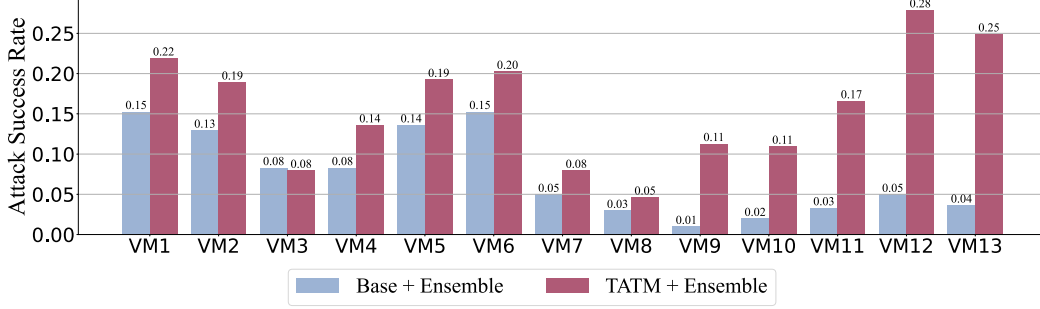


Figure 5: Adversarial transferability of TATM with ensemble training on target output 'suicide'.

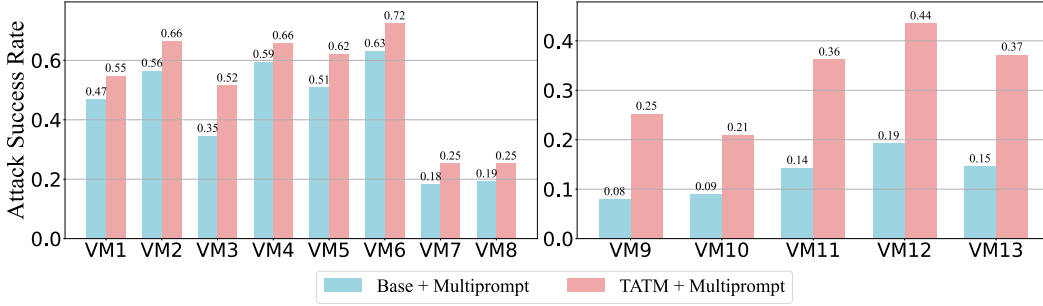


Figure 6: Adversarial transferability of TATM with multiprompt training on target output 'suicide'.

prompt scenario. For the 'suicide' target, TATM consistently achieves top-tier ASR across most victim models like VM2-VM10, demonstrating its effectiveness in transferring adversarial examples even when faced with diverse prompts. In the 'unknown' target scenario, TATM's performance remains competitive, often ranking among the top methods in terms of CLIPScore. The pixel-level augmentation methods, while still showing some effectiveness, generally lag behind the semantically diverse approaches like TATM, Admix, and AIP. This disparity becomes more pronounced when comparing their performance across different victim models and target outputs. It's worth noting that the effectiveness of these methods can vary depending on the specific victim model and target output. For instance, some pixel-level methods might outperform semantically diverse methods for certain model-target combinations. However, the overall trend suggests that methods like TATM, Admix, and AIP that introduce meaningful semantic variations are more likely to maintain their efficacy across a broader range of scenarios.

4.4 Evaluating TATM with Ensemble and Multiprompt Training

To further enhance adversarial transferability across MLLMs with different vision encoders and LLMs, we combine TATM with ensemble learning to generate adversarial examples, combining both InstructBLIP-7B and LLaVA-v1.5-7B as surrogate models. Consequently, the generated adversarial examples can attack all the victim models (VM1-VM13), regardless of their vision encoder and LLM configurations. As demonstrated in Fig. 5, compared to ensemble adversarial attack without data augmentation (base + ensemble), ensemble TATM consistently achieves higher ASR across almost all 13 victim models (VM1-VM2, VM4-VM13).

For better adversarial transferability across different prompts, [30] employs multiprompt training to generate adversarial examples. We extend this approach by investigating the performance of TATM in conjunction with multiprompt training. Specifically, our method involves selecting a different prompt at each optimization step during the TATM process. For consistency, we utilize the same image captioning prompt set as [30]. Figure 6 illustrates the results, demonstrating that TATM combined with multiprompt training (TATM + Multiprompt) consistently outperforms the baseline (Base + Multiprompt) across all 13 victim models (VM1-VM13), achieving higher Attack Success Rates

Target	Method	Victim Model (Surogate: InstructBLIP-7B)								Victim Model (Surogate: LLaVA-v1.5-7B)				
		VM1	VM2	VM3	VM4	VM5	VM6	VM7	VM8	VM9	VM10	VM11	VM12	VM13
Suicide	base	0.203	0.196	0.103	0.160	0.090	0.169	0.076	0.086	0.020	0.017	0.010	0.027	0.023
	DIM	0.535	0.422	0.173	0.309	0.116	0.239	0.070	0.106	0.050	0.057	0.169	0.263	0.243
	SIM	0.156	0.133	0.066	0.103	0.050	0.120	0.043	0.076	0.007	0.007	0.030	0.043	0.033
	BC	0.336	0.356	0.123	0.226	0.169	0.226	0.080	0.126	0.030	0.027	0.103	0.116	0.126
	TIM	0.439	0.392	0.223	0.302	0.156	0.253	0.103	0.103	0.050	0.037	0.150	0.243	0.226
	SIA	0.409	0.405	0.213	0.299	0.246	0.339	0.096	0.106	0.043	0.060	0.143	0.153	0.133
	Admix	0.382	0.399	0.183	0.292	0.209	0.236	0.093	0.116	0.093	0.116	0.272	0.339	0.309
	AIP	0.365	0.379	0.193	0.266	0.196	0.306	0.183	0.153	0.053	0.043	0.073	0.100	0.083
	TATM	0.578	0.645	0.375	0.565	0.442	0.558	0.292	0.276	0.113	0.110	0.176	0.256	0.236
Unknown	base	17.02	16.99	17.44	17.36	16.19	16.50	18.82	18.48	19.77	20.12	21.70	21.68	22.06
	DIM	20.84	21.12	21.25	21.74	18.57	20.55	24.09	21.14	23.68	23.49	24.33	23.67	23.68
	SIM	18.21	18.22	18.37	18.49	16.56	17.50	19.94	20.49	21.03	21.26	22.34	21.98	22.43
	BC	15.77	15.71	16.07	15.91	15.36	15.43	17.21	16.97	18.59	18.96	20.36	20.18	20.62
	TIM	20.66	20.56	21.17	21.30	18.52	20.07	23.98	23.51	22.73	22.89	23.85	23.22	23.58
	SIA	19.80	19.78	20.10	20.38	18.07	19.57	22.59	21.98	20.22	20.10	21.19	20.25	20.66
	Admix	17.31	17.30	17.67	17.70	16.28	17.01	19.12	18.55	19.49	19.26	19.81	19.54	19.49
	AIP	15.56	15.39	16.00	15.57	15.21	15.02	17.03	15.89	18.18	18.36	19.86	19.34	20.04
	TATM	15.59	15.28	15.86	15.65	15.31	15.18	16.61	16.35	17.48	17.87	19.89	19.69	20.34

Table 3: Adversarial transferability of different data augmentation methods under Gaussian Noise Defense (measured by ASR when the target output is 'suicide', measured by CLIPScore when the target output is 'unknown'). To highlight the most effective methods, the top-1, top-2, and top-3 results are highlighted in deep pink, medium pink, and light pink, respectively.

(ASR). This performance improvement underscores the efficacy of TATM in bolstering adversarial transferability when integrated with multiprompt training techniques.

4.5 Adversarial Transferability Against Gaussian Defenses

We conduct an assessment of the robustness of adversarial examples generated through various data augmentation methods when subjected to common Gaussian defense methods. Our evaluation focused on two widely used defensive transformations: Gaussian Noise and Gaussian Blur. For the Gaussian Noise defense, we apply additive noise with a mean of 0 and a standard deviation of 0.005. In the case of Gaussian Blur, we employ a kernel size of 3 and a sigma value of 0.1. These defense parameters were chosen to balance the trade-off between maintaining image quality and mitigating adversarial effects. By subjecting the adversarial examples to these defensive measures, we aimed to evaluate the persistence of their attack efficacy across different data augmentation methods. The result of the Gaussian Blur defense is in Appendix 6.3.

Table 3 shows TATM exhibits strong adversarial transferability across both "suicide" and "unknown" target outputs when subjected to the Gaussian Noise defense. For the "suicide" target, TATM consistently ranks among the top performers, often achieving the highest ASR across multiple victim models (VM1-VM8). Similarly, for the "unknown" target, TATM maintains its effectiveness, frequently placing in the top three methods in terms of CLIPScore. Methods that enhance semantic diversity generally outperform pixel-level augmentation techniques in maintaining adversarial transferability under these Gaussian defenses. Both Admix and AIP demonstrate competitive performance, with each achieving notable results for at least one of the target outputs. The enhanced robustness of semantically diverse methods like TATM, Admix, and AIP underscores the importance of considering semantic aspects in crafting adversarial examples.

5 Conclusion

This study offers the first comprehensive assessment of adversarial example transferability across Multimodal Large Language Models (MLLMs), uncovering their persistent vulnerability to human-imperceptible attacks despite their impressive zero-shot performance. We introduce the Typography Augment Transferability Method (TATM), which enhances adversarial transferability by leveraging information diversity and cross-modal editing. Extensive experimentation demonstrates TATM's effectiveness in real-world applications such as "Harmful Word Insertion" and "Important Information Protection". Our findings also reveal that enhanced semantics is crucial for generating adversarial examples with strong adversarial transferability across MLLMs.

References

- [1] Nayyer Aafaq, Naveed Akhtar, Wei Liu, Mubarak Shah, and Ajmal Mian. Controlled caption generation for images through adversarial attacks. *arXiv preprint arXiv:2107.03050*, 2021.
- [2] Hiroki Azuma and Yusuke Matsui. Defense-prefix for preventing typographic attacks on clip. *ICCV Workshop on Adversarial Robustness In the Real World*, 2023.
- [3] Hongge Chen, Huan Zhang, Pin-Yu Chen, Jinfeng Yi, and Cho-Jui Hsieh. Attacking visual language grounding with adversarial examples: A case study on neural image captioning. *arXiv preprint arXiv:1712.02051*, 2017.
- [4] Junzhou Chen and Sidi Lu. An advanced driving agent with the multimodal large language model for autonomous vehicles. In *2024 IEEE International Conference on Mobility, Operations, Services and Technologies (MOST)*, pages 1–11. IEEE, 2024.
- [5] Hao Cheng, Erjia Xiao, and Renjing Xu. Typographic attacks in large multimodal models can be alleviated by more informative prompts. *arXiv preprint arXiv:2402.19150*, 2024.
- [6] Can Cui, Yunsheng Ma, Xu Cao, Wenqian Ye, Yang Zhou, Kaizhao Liang, Jintai Chen, Juanwu Lu, Zichong Yang, Kuei-Da Liao, et al. A survey on multimodal large language models for autonomous driving. In *Proceedings of the IEEE/CVF Winter Conference on Applications of Computer Vision*, pages 958–979, 2024.
- [7] Wenliang Dai, Junnan Li, Dongxu Li, Anthony Meng Huat Tiong, Junqi Zhao, Weisheng Wang, Boyang Li, Pascale Fung, and Steven Hoi. Instructblip: Towards general-purpose vision-language models with instruction tuning, 2023.
- [8] Yinpeng Dong, Huanran Chen, Jiawei Chen, Zhengwei Fang, Xiao Yang, Yichi Zhang, Yu Tian, Hang Su, and Jun Zhu. How robust is google’s bard to adversarial image attacks? *arXiv preprint arXiv:2309.11751*, 2023.
- [9] Yinpeng Dong, Tianyu Pang, Hang Su, and Jun Zhu. Evading defenses to transferable adversarial examples by translation-invariant attacks. In *Proceedings of the IEEE/CVF conference on computer vision and pattern recognition*, pages 4312–4321, 2019.
- [10] Chaoyou Fu, Peixian Chen, Yunhang Shen, Yulei Qin, Mengdan Zhang, Xu Lin, Zhenyu Qiu, Wei Lin, Jinrui Yang, Xiawu Zheng, et al. Mme: A comprehensive evaluation benchmark for multimodal large language models. *arXiv preprint arXiv:2306.13394*, 2023.
- [11] Zhijin Ge, Fanhua Shang, Hongying Liu, Yuanyuan Liu, Liang Wan, Wei Feng, and Xiaosen Wang. Improving the transferability of adversarial examples with arbitrary style transfer. In *Proceedings of the 31st ACM International Conference on Multimedia*, pages 4440–4449, 2023.
- [12] Gabriel Goh, Nick Cammarata †, Chelsea Voss †, Shan Carter, Michael Petrov, Ludwig Schubert, Alec Radford, and Chris Olah. Multimodal neurons in artificial neural networks. *Distill*, 2021. <https://distill.pub/2021/multimodal-neurons>.
- [13] D Pedro José González, Ailín Orjuela Duarte, William Mauricio Rojas, and J Luz Marina Santos. Performance tests of llms in the context of answers on industry 4.0. In *2024 IEEE Colombian Conference on Applications of Computational Intelligence (ColCACI)*, pages 1–6. IEEE, 2024.
- [14] Ian J Goodfellow, Jonathon Shlens, and Christian Szegedy. Explaining and harnessing adversarial examples. *arXiv preprint arXiv:1412.6572*, 2014.
- [15] Bangyan He, Xiaojun Jia, Siyuan Liang, Tianrui Lou, Yang Liu, and Xiaochun Cao. Sa-attack: Improving adversarial transferability of vision-language pre-training models via self-augmentation. *arXiv preprint arXiv:2312.04913*, 2023.
- [16] Jack Hessel, Ari Holtzman, Maxwell Forbes, Ronan Le Bras, and Yejin Choi. Clipscore: A reference-free evaluation metric for image captioning. *arXiv preprint arXiv:2104.08718*, 2021.
- [17] Sungeun Hong, Sungil Kang, and Donghyeon Cho. Patch-level augmentation for object detection in aerial images. In *Proceedings of the IEEE/CVF international conference on computer vision workshops*, pages 0–0, 2019.
- [18] Yangsibo Huang, Samyak Gupta, Mengzhou Xia, Kai Li, and Danqi Chen. Catastrophic jailbreak of open-source llms via exploiting generation. *arXiv preprint arXiv:2310.06987*, 2023.

- [19] Yi Huang and Adams Wai-Kin Kong. Transferable adversarial attack based on integrated gradients. *arXiv preprint arXiv:2205.13152*, 2022.
- [20] Haolin Jin, Linghan Huang, Haipeng Cai, Jun Yan, Bo Li, and Huaming Chen. From llms to llm-based agents for software engineering: A survey of current, challenges and future. *arXiv preprint arXiv:2408.02479*, 2024.
- [21] Bohao Li, Rui Wang, Guangzhi Wang, Yuying Ge, Yixiao Ge, and Ying Shan. Seed-bench: Benchmarking multimodal llms with generative comprehension. *arXiv preprint arXiv:2307.16125*, 2023.
- [22] Junnan Li, Dongxu Li, Silvio Savarese, and Steven Hoi. Blip-2: Bootstrapping language-image pre-training with frozen image encoders and large language models. *arXiv preprint arXiv:2301.12597*, 2023.
- [23] Jiadong Lin, Chuanbiao Song, Kun He, Liwei Wang, and John E Hopcroft. Nesterov accelerated gradient and scale invariance for adversarial attacks. *arXiv preprint arXiv:1908.06281*, 2019.
- [24] Tsung-Yi Lin, Michael Maire, Serge Belongie, James Hays, Pietro Perona, Deva Ramanan, Piotr Dollár, and C Lawrence Zitnick. Microsoft coco: Common objects in context. In *Computer Vision—ECCV 2014: 13th European Conference, Zurich, Switzerland, September 6–12, 2014, Proceedings, Part V 13*, pages 740–755. Springer, 2014.
- [25] Haotian Liu, Chunyuan Li, Yuheng Li, and Yong Jae Lee. Improved baselines with visual instruction tuning. *arXiv preprint arXiv:2310.03744*, 2023.
- [26] Haotian Liu, Chunyuan Li, Yuheng Li, Bo Li, Yuanhan Zhang, Sheng Shen, and Yong Jae Lee. Llava-next: Improved reasoning, ocr, and world knowledge, 2024.
- [27] Haotian Liu, Chunyuan Li, Qingyang Wu, and Yong Jae Lee. Visual instruction tuning. *arXiv preprint arXiv:2304.08485*, 2023.
- [28] Shilong Liu, Hao Cheng, Haotian Liu, Hao Zhang, Feng Li, Tianhe Ren, Xueyan Zou, Jianwei Yang, Hang Su, Jun Zhu, et al. Llava-plus: Learning to use tools for creating multimodal agents. *arXiv preprint arXiv:2311.05437*, 2023.
- [29] Dong Lu, Zhiqiang Wang, Teng Wang, Weili Guan, Hongchang Gao, and Feng Zheng. Set-level guidance attack: Boosting adversarial transferability of vision-language pre-training models. In *Proceedings of the IEEE/CVF International Conference on Computer Vision*, pages 102–111, 2023.
- [30] Haochen Luo, Jindong Gu, Fengyuan Liu, and Philip Torr. An image is worth 1000 lies: Adversarial transferability across prompts on vision-language models. *arXiv preprint arXiv:2403.09766*, 2024.
- [31] Aleksander Madry, Aleksandar Makelov, Ludwig Schmidt, Dimitris Tsipras, and Adrian Vladu. Towards deep learning models resistant to adversarial attacks. *arXiv preprint arXiv:1706.06083*, 2017.
- [32] John P McCrae, Ewa Rudnicka, and Francis Bond. English wordnet: A new open-source wordnet for english. *K Lexical News*, 28:37–44, 2020.
- [33] Humza Naveed, Saeed Anwar, Munawar Hayat, Kashif Javed, and Ajmal Mian. Survey: Image mixing and deleting for data augmentation. *Engineering Applications of Artificial Intelligence*, 131:107791, 2024.
- [34] David A Noever and Samantha E Miller Noever. Reading isn’t believing: Adversarial attacks on multimodal neurons. *arXiv preprint arXiv:2103.10480*, 2021.
- [35] Zeyu Qin, Yanbo Fan, Yi Liu, Li Shen, Yong Zhang, Jue Wang, and Baoyuan Wu. Boosting the transferability of adversarial attacks with reverse adversarial perturbation. *Advances in neural information processing systems*, 35:29845–29858, 2022.
- [36] Alec Radford, Jong Wook Kim, Chris Hallacy, Aditya Ramesh, Gabriel Goh, Sandhini Agarwal, Girish Sastry, Amanda Askell, Pamela Mishkin, Jack Clark, et al. Learning transferable visual models from natural language supervision. In *International conference on machine learning*, pages 8748–8763. PMLR, 2021.
- [37] Vipula Rawte, Amit Sheth, and Amitava Das. A survey of hallucination in large foundation models. *arXiv preprint arXiv:2309.05922*, 2023.
- [38] Connor Shorten and Taghi M Khoshgoftaar. A survey on image data augmentation for deep learning. *Journal of big data*, 6(1):1–48, 2019.

- [39] Ruoyu Song, Muslum Ozgur Ozmen, Hyungsub Kim, Antonio Bianchi, and Z Berkay Celik. Enhancing llm-based autonomous driving agents to mitigate perception attacks. *arXiv preprint arXiv:2409.14488*, 2024.
- [40] Quan Sun, Yuxin Fang, Ledell Wu, Xinlong Wang, and Yue Cao. Eva-clip: Improved training techniques for clip at scale. *arXiv preprint arXiv:2303.15389*, 2023.
- [41] SM Tonmoy, SM Zaman, Vinija Jain, Anku Rani, Vipula Rawte, Aman Chadha, and Amitava Das. A comprehensive survey of hallucination mitigation techniques in large language models. *arXiv preprint arXiv:2401.01313*, 2024.
- [42] Siyuan Wang, Zhuohan Long, Zhihao Fan, and Zhongyu Wei. From llms to mllms: Exploring the landscape of multimodal jailbreaking. *arXiv preprint arXiv:2406.14859*, 2024.
- [43] Xiaosen Wang and Kun He. Enhancing the transferability of adversarial attacks through variance tuning. In *Proceedings of the IEEE/CVF conference on computer vision and pattern recognition*, pages 1924–1933, 2021.
- [44] Xiaosen Wang, Xuanran He, Jingdong Wang, and Kun He. Admix: Enhancing the transferability of adversarial attacks. In *Proceedings of the IEEE/CVF International Conference on Computer Vision*, pages 16158–16167, 2021.
- [45] Xiaosen Wang, Zeliang Zhang, and Jianping Zhang. Structure invariant transformation for better adversarial transferability. In *Proceedings of the IEEE/CVF International Conference on Computer Vision*, pages 4607–4619, 2023.
- [46] Alexander Wei, Nika Haghtalab, and Jacob Steinhardt. Jailbroken: How does llm safety training fail? *Advances in Neural Information Processing Systems*, 36, 2024.
- [47] Jimmy Wu, Rika Antonova, Adam Kan, Marion Lepert, Andy Zeng, Shuran Song, Jeannette Bohg, Szymon Rusinkiewicz, and Thomas Funkhouser. Tidybot: Personalized robot assistance with large language models. *Autonomous Robots*, 47(8):1087–1102, 2023.
- [48] Jing Wu, Zhixin Lai, Suiyao Chen, Ran Tao, Pan Zhao, and Naira Hovakimyan. The new agronomists: Language models are experts in crop management. In *Proceedings of the IEEE/CVF Conference on Computer Vision and Pattern Recognition*, pages 5346–5356, 2024.
- [49] Weibin Wu, Yuxin Su, Michael R Lyu, and Irwin King. Improving the transferability of adversarial samples with adversarial transformations. In *Proceedings of the IEEE/CVF conference on computer vision and pattern recognition*, pages 9024–9033, 2021.
- [50] Cihang Xie, Zhishuai Zhang, Yuyin Zhou, Song Bai, Jianyu Wang, Zhou Ren, and Alan L Yuille. Improving transferability of adversarial examples with input diversity. In *Proceedings of the IEEE/CVF conference on computer vision and pattern recognition*, pages 2730–2739, 2019.
- [51] Peng Xu, Wenqi Shao, Kaipeng Zhang, Peng Gao, Shuo Liu, Meng Lei, Fanqing Meng, Siyuan Huang, Yu Qiao, and Ping Luo. Lvlm-ehub: A comprehensive evaluation benchmark for large vision-language models. *arXiv preprint arXiv:2306.09265*, 2023.
- [52] Yue Xu, Xiuyuan Qi, Zhan Qin, and Wenjie Wang. Defending jailbreak attack in vlms via cross-modality information detector. *arXiv preprint arXiv:2407.21659*, 2024.
- [53] Ziwei Xu, Sanjay Jain, and Mohan Kankanhalli. Hallucination is inevitable: An innate limitation of large language models. *arXiv preprint arXiv:2401.11817*, 2024.
- [54] Jiange Yang, Wenhui Tan, Chuhao Jin, Keling Yao, Bei Liu, Jianlong Fu, Ruihua Song, Gangshan Wu, and Limin Wang. Transferring foundation models for generalizable robotic manipulation. *arXiv e-prints*, pages arXiv–2306, 2023.
- [55] Jia-Yu Yao, Kun-Peng Ning, Zhen-Hui Liu, Mu-Nan Ning, and Li Yuan. Llm lies: Hallucinations are not bugs, but features as adversarial examples. *arXiv preprint arXiv:2310.01469*, 2023.
- [56] Naruki Yoshikawa, Marta Skreta, Kourosh Darvish, Sebastian Arellano-Rubach, Zhi Ji, Lasse Bjørn Kristensen, Andrew Zou Li, Yuchi Zhao, Haoping Xu, Artur Kuramshin, et al. Large language models for chemistry robotics. *Autonomous Robots*, 47(8):1057–1086, 2023.
- [57] Jianping Zhang, Jen-tse Huang, Wenxuan Wang, Yichen Li, Weibin Wu, Xiaosen Wang, Yuxin Su, and Michael R Lyu. Improving the transferability of adversarial samples by path-augmented method. In *Proceedings of the IEEE/CVF Conference on Computer Vision and Pattern Recognition*, pages 8173–8182, 2023.

- [58] Deyao Zhu, Jun Chen, Xiaoqian Shen, Xiang Li, and Mohamed Elhoseiny. Minigpt-4: Enhancing vision-language understanding with advanced large language models. *arXiv preprint arXiv:2304.10592*, 2023.

6 Appendix

6.1 Attacking Cutting-Edge MLLMs

To further test the transferability of adversarial examples generated by the TATM, we conducted experiments on the cutting-edge models, MiniGPT-5[58] and LLaVA-Plus[28]. Our findings show that the attacks remain effective on these models. As shown in Fig. 7, adversarial examples targeted the keyword "suicide" manipulate the models' responses to be harmful.



Figure 7: Adversarial examples generated by the TATM are effective in cutting-edge MLLMs.

6.2 Surrogate and Victim Models

In the experiment, we utilize a **Surrogate Model** (highlighted in red in the Table 4) to generate adversarial examples. We then test the transferability of these adversarial examples on the victim models to assess whether the adversarial attacks could successfully mislead the victim models across different vision encoders and Large Language Models (LLMs). The versions of Multimodal Large Language Models (MLLMs) are detailed below:

Model	Vision Encoder	Large Language Model
InstructBLIP	eva-clip-vit-g/14	vicuna-7b
InstructBLIP	eva-clip-vit-g/14	vicuna-13b
InstructBLIP	eva-clip-vit-g/14	pretrain-flant5xl
MiniGPT4-v1	eva-clip-vit-g/14	llama-2-7b
MiniGPT4-v1	eva-clip-vit-g/14	vicuna-7b
BLIP2	eva-clip-vit-g/14	pretrain-opt2.7b
BLIP2	eva-clip-vit-g/14	pretrain-opt6.7b
BLIP2	eva-clip-vit-g/14	pretrain-flant5xl
BLIP2	eva-clip-vit-g/14	pretrain-flant5xxl
LLaVA-v1.5	clip-vit-large-patch14-336	vicuna-7b
LLaVA-v1.5	clip-vit-large-patch14-336	mistral-7b
LLaVA-v1.5	clip-vit-large-patch14-336	vicuna-13b
LLaVA-v1.6	clip-vit-large-patch14-336	vicuna-7b
LLaVA-v1.6	clip-vit-large-patch14-336	mistral-7b
LLaVA-v1.6	clip-vit-large-patch14-336	vicuna-13b

Table 4: Detailed Versions of Surrogate and Victim MLLMs in the experiment

6.3 ADVERSARIAL TRANSFERABILITY AGAINST GAUSSIAN Blur DEFENSES

Table 5 shows TATM exhibits strong adversarial transferability across both "suicide" and "unknown" target outputs when subjected to the Gaussian Blur defense. Methods that enhance semantic diversity generally outperform pixel-level augmentation techniques in maintaining adversarial transferability under the Gaussian defenses. Both Admix and AIP demonstrate competitive performance, with

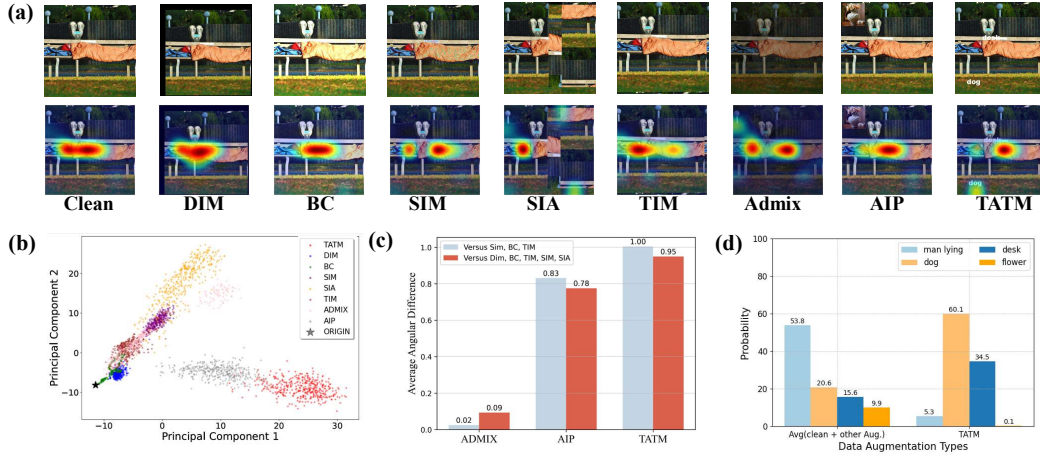
each achieving notable results for at least one of the target outputs. The enhanced robustness of semantically diverse methods like TATM, Admix, and AIP underscores the importance of considering semantic aspects in crafting adversarial examples.

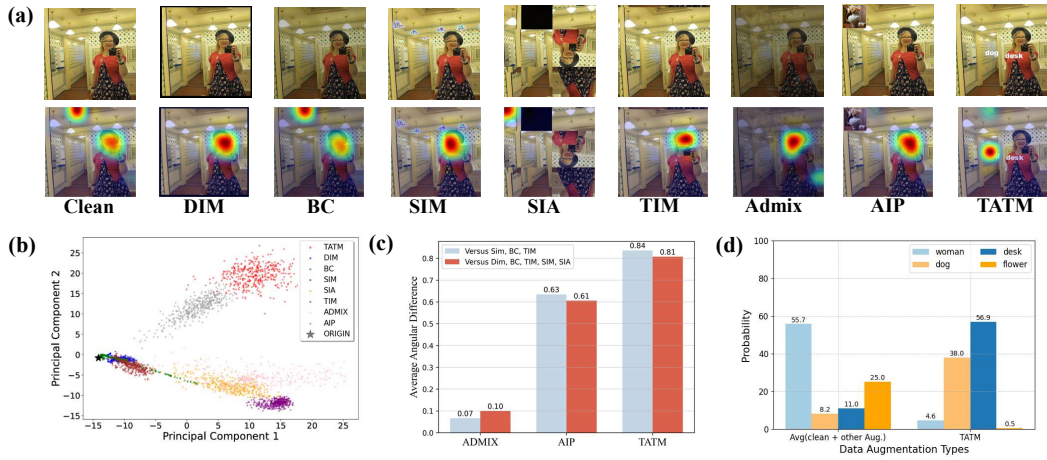
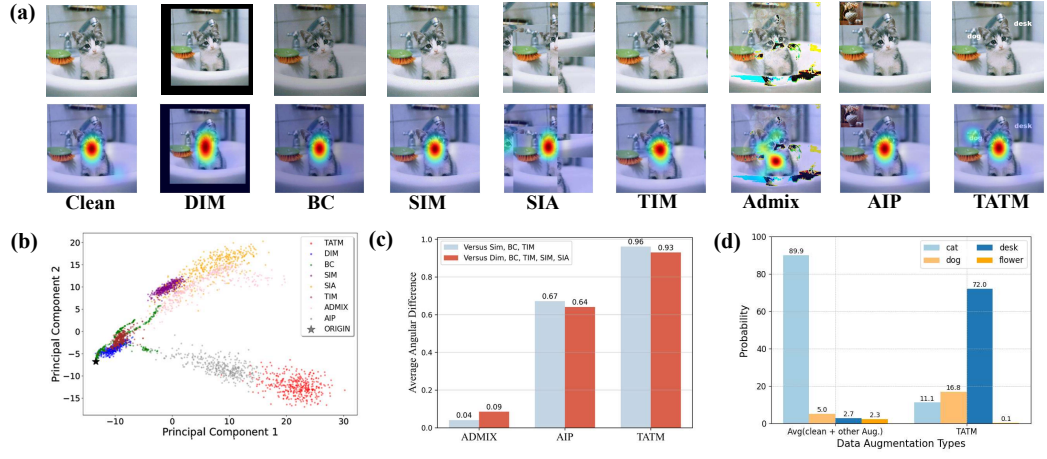
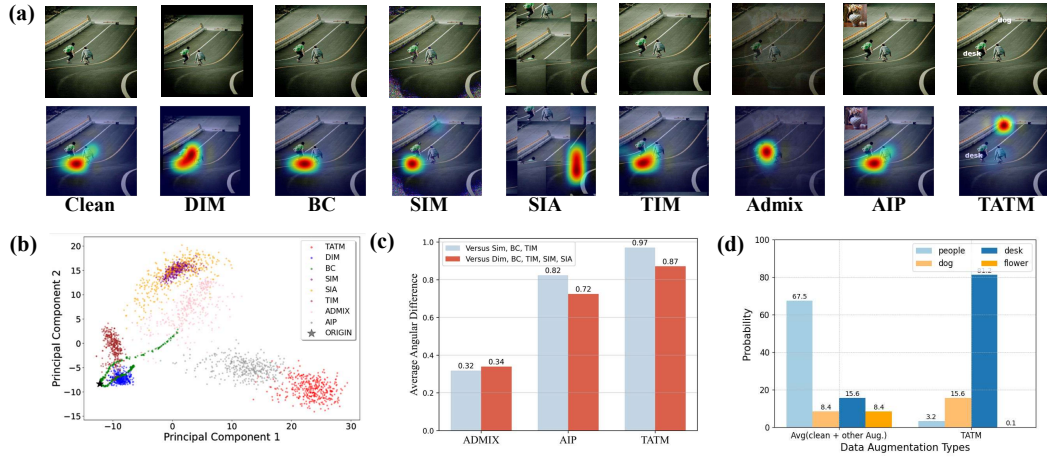
Target	Method	Victim Model (Surogate: InstructBLIP-7B)								Victim Model (Surogate: LLaVA-v1.5-7B)				
		VM1	VM2	VM3	VM4	VM5	VM6	VM7	VM8	VM9	VM10	VM11	VM12	VM13
Suicide	base	0.193	0.196	0.106	0.156	0.093	0.160	0.090	0.063	0.010	0.027	0.013	0.023	0.017
	DIM	0.505	0.425	0.179	0.296	0.126	0.269	0.096	0.140	0.057	0.063	0.189	0.246	0.269
	SIM	0.146	0.156	0.050	0.096	0.040	0.106	0.043	0.080	0.000	0.000	0.027	0.033	0.033
	BC	0.346	0.349	0.196	0.253	0.153	0.276	0.083	0.123	0.027	0.050	0.076	0.136	0.126
	TIM	0.442	0.435	0.233	0.292	0.183	0.272	0.093	0.113	0.053	0.037	0.153	0.213	0.249
	SIA	0.412	0.402	0.246	0.329	0.233	0.302	0.073	0.113	0.043	0.050	0.133	0.143	0.140
	Admix	0.435	0.415	0.226	0.279	0.199	0.219	0.100	0.113	0.083	0.103	0.259	0.336	0.289
	AIP	0.346	0.402	0.223	0.306	0.176	0.316	0.186	0.143	0.047	0.043	0.063	0.103	0.083
	TATM	0.578	0.658	0.445	0.571	0.415	0.565	0.286	0.276	0.110	0.136	0.179	0.263	0.239
Unknown	base	16.91	16.84	17.39	17.28	16.13	16.53	18.82	18.40	19.79	20.05	21.69	21.71	22.14
	DIM	20.85	21.05	21.24	21.66	18.43	20.47	24.03	23.99	23.52	23.47	24.36	23.69	24.11
	SIM	18.01	18.15	18.35	18.45	16.62	17.42	20.05	20.36	21.08	21.33	22.38	22.06	22.37
	BC	15.82	15.68	16.09	15.95	15.41	15.32	17.14	16.75	18.59	18.78	20.31	20.01	20.48
	TIM	20.80	20.68	21.15	21.29	18.53	20.12	23.88	23.59	22.89	22.82	23.87	23.21	23.45
	SIA	19.70	19.72	19.98	20.25	18.04	19.58	22.58	21.96	20.16	20.08	21.06	20.43	20.70
	Admix	17.14	17.21	17.62	17.51	16.11	17.01	18.99	18.52	19.34	19.11	19.77	19.38	19.86
	AIP	15.38	15.36	15.75	15.51	15.18	15.16	16.93	15.86	17.87	18.31	19.72	19.36	20.05
	TATM	15.55	15.25	15.85	15.64	15.26	15.26	16.54	16.35	17.37	17.59	19.71	19.59	20.00

Table 5: Adversarial transferability of different data augmentation methods under Gaussian Blur Defense (measured by ASR when the target output is ‘suicide’, measured by CLIPScore when the target output is ‘unknown’). To highlight the most effective methods, the top-1, top-2, and top-3 results are highlighted in deep pink, medium pink, and light pink, respectively.

6.4 Additional Examples and Analysis of Various Data Augmentation Methods

The following figures present additional cases illustrating different data augmentation methods. These include Grad-CAM analysis of augmented images, Vision-language matching of embeddings between clean and augmented images across all encountered semantics, and PCA visualization comparing clean and augmented images.





6.5 Prompts Generated by Claude 3.5 Sonnet

We evaluate various data augmentation methods in the cross-prompt scenario, since in the real world users may employ various prompts on adversarial examples generated. Here we use the Claude-3.5-Sonnet to generate 100 variants of "describe the image" for inference:

Analyze the visual content.

Explain what you see in the picture.

Provide a detailed account of the image.

Elaborate on the elements within the photograph.

Offer a comprehensive description of the visual.

Break down the components of the image.

Narrate the contents of the picture.

Give a thorough explanation of the visual scene.

Elucidate the details present in the image.

Paint a verbal picture of what's shown.

Interpret the visual information.

Characterize the scene depicted.

Illustrate the image through words.

Portray the picture's contents verbally.

Delineate the features of the visual.

Articulate what the image conveys.

Recount the details visible in the picture.

Outline the elements captured in the photo.

Depict the visual scenario in text.

Express the image's content in words.

Clarify what's presented in the picture.

Communicate the essence of the visual.

Unpack the components of the image.

Detail the subject matter shown.

Relate the visual information provided.

Specify what can be observed in the picture.

Chronicle the visual elements displayed.

Render a textual version of the image.

Report on the contents of the visual.

Explicate the scene in the photograph.

Summarize the visual information presented.

Expound on the image's subject matter.

Illuminate the details within the picture.

Transcribe the visual scene into words.

Describe the visual narrative.

Reveal the contents of the image.

Unfold the story told by the picture.
Dissect the visual elements present.
Convey the image's composition in text.
Represent the visual data verbally.
Lay out the details of the picture.
Translate the visual information to text.
Catalog the elements in the image.
Enunciate the visual content.
Divulge the particulars of the picture.
Decode the visual information.
Reconstruct the image through description.
Frame the visual scene in words.
Spell out the details of the picture.
Verbalize the contents of the image.
Diagram the visual elements textually.
Enumerate the components of the picture.
Deliver a verbal rendition of the image.
Encapsulate the visual information.
Distill the essence of the picture.
Formulate a description of the visual.
Document the contents of the image.
Itemize the elements in the picture.
Reframe the visual in textual form.
Crystallize the image's details in words.
Realize a verbal representation of the visual.
Transcribe the pictorial information.
Annotate the visual content.
Decipher the image's composition.
Extrapolate the details from the picture.
Parse the visual elements.
Discourse on the image's contents.
Render an account of the visual scene.
Particularize the elements in the picture.
Recount the visual narrative.
Expound on the image's features.
Elucidate the pictorial content.
Construe the visual information.
Paraphrase the image's subject matter.
Elaborate on the picture's composition.

Substantiate the visual elements.
Contextualize the image's contents.
Flesh out the details of the picture.
Characterize the visual narrative.
Explicate the image's components.
Debrief on the visual information.
Unravel the picture's contents.
Recapitulate the visual scene.
Delineate the image's features.
Encapsulate the picture in words.
Disambiguate the visual elements.
Expatiate on the image's contents.
Précis the visual information.
Schematize the picture's composition.
Synopsise the image's subject matter.
Linn the visual narrative.
Particularize the picture's elements.
Elucidate the image's composition.
Anatomize the visual content.
Render a prose version of the picture.
Verbally sketch the image's details.
Articulate the visual elements.
Explicate the pictorial narrative.
Deconstruct the visual representation in words.
Narrate the pictorial elements present.