

Complexity of Injectivity and Verification of ReLU Neural Networks

Vincent Froese

VINCENT.FROESE@TU-BERLIN.DE

Technische Universität Berlin, Faculty IV

Institute of Software Engineering and Theoretical Computer Science, Algorithmics and Computational Complexity.

Moritz Grillo

GRILLO@MATH.TU-BERLIN.DE

Martin Skutella

MARTIN.SKUTELLA@TU-BERLIN.DE

Technische Universität Berlin, Faculty II, Institute of Mathematics,

Combinatorial Optimization and Graph Algorithms.

Abstract

Neural networks with ReLU activation play a key role in modern machine learning. Understanding the functions represented by ReLU networks is a major topic in current research as this enables a better interpretability of learning processes.

Injectivity of a function computed by a ReLU network, that is, the question if different inputs to the network always lead to different outputs, plays a crucial role whenever invertibility of the function is required, such as, e.g., for inverse problems or generative models. The exact computational complexity of deciding injectivity was recently posed as an open problem (Puthawala et al. [JMLR 2022]). We answer this question by proving coNP-completeness. On the positive side, we show that the problem for a single ReLU-layer is still tractable for small input dimension; more precisely, we present a parameterized algorithm which yields fixed-parameter tractability with respect to the input dimension.

In addition, we study the network verification problem which is to verify that certain inputs only yield specific outputs. This is of great importance since neural networks are increasingly used in safety-critical systems. We prove that network verification is coNP-hard for a general class of input domains. Our results also exclude constant-factor polynomial-time approximations for the maximum of a function computed by a ReLU network.

In this context, we also characterize surjectivity of functions computed by ReLU networks with one-dimensional output which turns out to be the complement of a basic network verification task. We reveal interesting connections to computational convexity by formulating the surjectivity problem as a zonotope containment problem.¹

1. Introduction

Neural networks with rectified linear units (ReLU) are a widely used model in deep learning. In practice, neural networks are trained on finite datasets and are expected to generalize to new, unseen inputs. However, they often exhibit unexpected and erroneous behavior in response to minor input perturbations; see, e.g., [Szegedy et al. \(2014\)](#). Hence, the certification of trained networks is of great importance and necessitates a thorough understanding of essential properties of the function computed by a ReLU network.

1. Accepted for presentation at the Conference on Learning Theory (COLT) 2025

Network verification, that is, the question whether for all inputs from a given subset \mathcal{X} , the ReLU network outputs a value contained in a given set \mathcal{Y} , is a research field gaining high interest recently since neural networks are increasingly used in safety-critical systems like autonomous vehicles (Bojarski et al. (2016)) and collision avoidance for drones (Julian et al. (2019)), see, e.g., Weng et al. (2018); Rössig and Petkovic (2021); Kouvaros and Lomuscio (2021); Katz et al. (2022). Typically, \mathcal{X} and \mathcal{Y} are balls or defined by some linear constraints and the problem is known to be coNP-hard if the sets \mathcal{X} and \mathcal{Y} are part of the input; see Katz et al. (2022); Weng et al. (2018); Sälzer and Lange (2023).

Moreover, recent works focus on studying elementary properties of functions computed by ReLU networks such as injectivity; see, e.g., Puthawala et al. (2022); Haider et al. (2023); Furuya et al. (2023). A function is called *injective* if no two different inputs are mapped to the same output. Injectivity plays a crucial role in many applications where invertibility of a neural network is necessary (Gomez et al. (2017); Kingma and Dhariwal (2018); Ardizzone et al. (2019); Putzky and Welling (2019)). Such applications include, for example, generative models, inverse problems, or likelihood estimation; see Puthawala et al. (2022); Furuya et al. (2023) for a more detailed discussion. On the other hand, injectivity might cause privacy issues since the input might be inferred from the output.

Formally, for any number of layers $\ell \in \mathbb{N}$, given weights of a fully connected ReLU network $f: \mathbb{R}^d \rightarrow \mathbb{R}^m$ with ℓ layers, the question is whether the map f is injective. Puthawala et al. (2022) give a mathematical characterization for injectivity of a single ReLU-layer (without bias), which implies an exponential-time algorithm where the exponential part is upper bounded by $\min\{2^m, m^d\}$. In terms of *parameterized complexity*, the problem is *fixed-parameter tractable* with respect to the number m of ReLUs; that is, the superpolynomial part depends only on m . With respect to the input dimension d , the problem is in the complexity class XP; that is, it can be solved in polynomial time for any constant d . The complexity status of deciding injectivity of an ℓ -layer ReLU neural network (and therefore also, in particular, a single layer), however, is unresolved and posed as an open problem by Puthawala et al. (2022).

Another natural and fundamental property of functions to consider is surjectivity. A function $f: \mathbb{R}^d \rightarrow \mathbb{R}^m$ is called *surjective* if $f(\mathbb{R}^d) = \mathbb{R}^m$. Hence, to complete the picture alongside injectivity, we initiate the study of surjectivity for ReLU networks, which, to the best of our knowledge, has not been considered before. In fact, we show that deciding surjectivity can be considered as the complement of a certain network verification task.

Our Contributions. After some preliminaries in Section 2, we show in Section 3 that deciding injectivity of a ReLU network with ℓ layers is coNP-complete (Corollary 8) for any $\ell \in \mathbb{N}$ and thus not polynomial-time solvable, unless $P = NP$. Notably, our hardness reduction reveals some interesting connections between cut problems in (di)graphs and properties of ReLU networks via graphical hyperplane arrangements. We believe that these connections between seemingly unrelated areas are of independent interest. Moreover, our hardness result implies a running time lower bound of $2^{\Omega(m)}$ for a single ReLU-layer with m neurons based on the Exponential Time Hypothesis (Corollary 7). Hence, the running time 2^m is essentially optimal. As regards the input dimension d , however, in Section 4 we give an improved algorithm running in $O((d+1)^d \cdot \text{poly})$ time. This yields fixed-parameter tractability (Theorem 10) and settles the complexity status for injectivity of a ReLU-layer.

Katz et al. (2022) and Sälzer and Lange (2023) show that the network verification problem is coNP-hard for a single hidden layer. However, their hardness results are based on the unit cube as

input set. Thus, it was not clear so far whether there are other special input sets on which network verification is solvable in polynomial time. In Section 5, we provide the strongest hardness result for network verification to date (Theorem 12), proving coNP-hardness for every possible input domain \mathcal{X} that contains a ball (of possibly lower dimension under some mild conditions). In particular, our result implies that the computational intractability does not stem from choosing a particular set \mathcal{X} , but is rather an intrinsic property of a single hidden ReLU-layer. Since arguably any reasonable input domain contains some ball (this holds, e.g., for all polyhedral sets satisfying the same mild conditions), no special case of verification regarding the input domain is solvable in polynomial time in the worst case. In particular, our result implies hardness for all polyhedra and also all balls as input set, which is not covered by the previous hardness results. In addition, our results also exclude constant-factor polynomial-time approximations for the maximum. As a consequence, one must make (very) specific assumptions on the network in order to obtain tractable cases, e. g., by building special (approximating) networks that are efficiently verifiable (Baader et al. (2020), Wang et al. (2022), Baader et al. (2024)).

Moreover, we give a characterization of surjectivity for ReLU networks with one-dimensional output (Lemma 14) which implies a polynomial-time algorithm for constant input dimension d . We then proceed with proving NP-hardness of surjectivity by showing that it can be phrased as (the complement of) a special case of network verification. Finally, we also show that surjectivity can be formulated as a zonotope containment problem, which is of fundamental importance, e.g., in robotics (Kulmburg and Althoff (2021)).

Related Work. Puthawala et al. (2022) initiate the study of injectivity of ReLU networks. Their result implicitly yields an exponential-time algorithm. Haider et al. (2023) use a frame-theoretic approach to study the injectivity of a ReLU-layer on a closed ball. They give an exponential-time algorithm to determine a bias vector for a given weight matrix such that the corresponding map is injective on a closed ball. Furuya et al. (2023) study injectivity of ReLU-layers with linear neural operators.

The network verification problem is known to be coNP-hard for networks with two layers and arbitrary output dimension (Katz et al. (2022) proved NP-hardness for the complement). Sälzer and Lange (2023) corrected some flaws in the proof and showed coNP-hardness for one-dimensional output. The problem is also known to be coNP-hard to approximate in polynomial time for one-dimensional output if the number of layers is unbounded (Weng et al. (2018)) and for three hidden layers and squashable activation functions Wang et al. (2022). Efficient verifiable networks with heuristics such as the interval bound propagation Gowal et al. (2018) are shown to be universal approximators Wang et al. (2022); Baader et al. (2020), but the networks might have exponential size. On the other hand, obtaining exact representations for all functions computed by ReLU neural networks is not possible such that they are precisely verifiable with interval bound propagation Mirman et al. (2022) or single neuron convex relaxations Baader et al. (2024). Further heuristics include methods such as DeepPoly (Singh et al. (2019)), DeepZ (Wong et al. (2018)), general cutting planes (Zhang et al. (2024)), multi neuron verification (Ferrari et al. (2022)). Moreover, there exist libraries for verification (Xu et al. (2020); Mao et al. (2024)).

Parameterized complexity has also been studied for the training problem for ReLU neural networks by Froese et al. (2022); Froese and Hertrich (2023). In general, understanding the complexity/expressivity of ReLU neural networks is an important task (Hertrich et al. (2021); Arora et al. (2018)).

2. Preliminaries

We introduce the basic definitions and concepts involving ReLU neural networks and their geometry which are relevant for this work.

Definition 1 A ReLU-layer with d inputs, m outputs, weights $\mathbf{W} \in \mathbb{R}^{m \times d}$, and biases $\mathbf{b} \in \mathbb{R}^m$ computes a map $\phi_{\mathbf{W}, \mathbf{b}}: \mathbb{R}^d \rightarrow \mathbb{R}^m$, $\mathbf{x} \mapsto [\langle \mathbf{W}, \mathbf{x} \rangle + \mathbf{b}]_+$, where $[\cdot]_+: \mathbb{R}^m \rightarrow \mathbb{R}^m$ is the rectifier function given by $[\mathbf{x}]_+ := (\max\{0, x_1\}, \dots, \max\{0, x_m\})$.

In case that $\mathbf{b} = \mathbf{0}$, we omit \mathbf{b} and simplify notation $\phi_{\mathbf{W}} := \phi_{\mathbf{W}, \mathbf{0}}$. A deep ReLU network is just a concatenation of compatible ReLU-layers.

Definition 2 An ℓ -layer ReLU network of architecture $(d = n_0, n_1, \dots, n_{\ell-1}, n_\ell = m)$ with weights $\mathbf{W}_i \in \mathbb{R}^{n_{i-1} \times n_i}$ and biases $\mathbf{b}_i \in \mathbb{R}^{n_i}$ for $i \in [\ell]$ computes a map

$$f: \mathbb{R}^d \rightarrow \mathbb{R}^m, \quad \mathbf{x} \mapsto \mathbf{W}_\ell \cdot (\phi_{\mathbf{W}_{\ell-1}, \mathbf{b}_{\ell-1}} \circ \dots \circ \phi_{\mathbf{W}_1, \mathbf{b}_1})(\mathbf{x}) + \mathbf{b}_\ell.$$

Whenever we consider an ℓ -layer ReLU neural network $f: \mathbb{R}^d \rightarrow \mathbb{R}^m$ as the input to a decision problem in the paper, we implicitly consider its weights and biases as the input.

Geometry of ReLU-layers. We review basic definitions from polyhedral geometry; see [Schrijver \(1986\)](#) for more details. For a vector $(\mathbf{w}_i, b_i) \in \mathbb{R}^{d+1}$, the hyperplane $H_{\mathbf{w}_i, b_i} := \{\mathbf{x} \in \mathbb{R}^d \mid \langle \mathbf{w}_i, \mathbf{x} \rangle + b_i = 0\}$ subdivides \mathbb{R}^d into half-spaces $H_{\mathbf{w}_i, b_i}^+ := \{\mathbf{x} \in \mathbb{R}^d \mid \langle \mathbf{w}_i, \mathbf{x} \rangle + b_i \geq 0\}$ and $H_{\mathbf{w}_i, b_i}^- := \{\mathbf{x} \in \mathbb{R}^d \mid \langle \mathbf{w}_i, \mathbf{x} \rangle + b_i \leq 0\}$. A *polyhedron* P is the intersection of finitely many closed half-spaces. A *polyhedral cone* $C \subseteq \mathbb{R}^d$ is a polyhedron such that $\lambda u + \mu v \in C$ for every $u, v \in C$ and $\lambda, \mu \in \mathbb{R}_{\geq 0}$. A hyperplane *supports* P if it bounds a closed half-space containing P , and any intersection of P with such a supporting hyperplane yields a *face* F of P . A *polyhedral complex* \mathcal{P} is a finite collection of polyhedra such that (i) $\emptyset \in \mathcal{P}$, (ii) if $P \in \mathcal{P}$ then all faces of P are in \mathcal{P} , and (iii) if $P, P' \in \mathcal{P}$, then $P \cap P'$ is a face of both P and P' . A *polyhedral fan* is a polyhedral complex in which every polyhedron is a cone. For a matrix $\mathbf{W} \in \mathbb{R}^{m \times d}$ and $\mathbf{b} \in \mathbb{R}^m$, the set of full-dimensional polyhedra (called *cells*) $\mathcal{C}_{\mathbf{W}, \mathbf{b}} := \left\{ \bigcap_{i=1}^m H_{\mathbf{w}_i, b_i}^{s_i} \mid (s_1, \dots, s_m) \in \{+, -\}^m, \dim\left(\bigcap_{i=1}^m H_{\mathbf{w}_i, b_i}^{s_i}\right) = d \right\}$ subdivides \mathbb{R}^d and the set $\Sigma_{\mathbf{W}, \mathbf{b}}$ containing all cells and all their faces forms a polyhedral complex. If $\mathbf{b} = \mathbf{0}$, then $\Sigma_{\mathbf{W}, \mathbf{b}}$ is a polyhedral fan. See [Figure 1](#) for an illustration of a 2-dimensional polyhedral fan arising from a ReLU-layer.

For a cell $C \in \mathcal{C}_{\mathbf{W}, \mathbf{b}}$, we define the *active set* $I_C := \{j \in [m] \mid \forall \mathbf{x} \in C : \mathbf{w}_j \mathbf{x} + b_j \geq 0\}$ and $\mathbf{W}_C \in \mathbb{R}^{m \times d}$, $\mathbf{b}_C \in \mathbb{R}^m$, with $(\mathbf{W}_C)_j := \begin{cases} \mathbf{w}_j, & j \in I_C, \\ \mathbf{0}, & j \in [m] \setminus I_C, \end{cases}$ $(\mathbf{b}_C)_j := \begin{cases} b_j, & j \in I_C, \\ 0, & j \in [m] \setminus I_C. \end{cases}$ Note that the map $\phi_{\mathbf{W}, \mathbf{b}}$ is affine linear on C , namely $\phi_{\mathbf{W}, \mathbf{b}}(\mathbf{x}) = \mathbf{W}_C \cdot \mathbf{x} + \mathbf{b}_C$ for $\mathbf{x} \in C$.

Geometry of ReLU Neural Networks. It is well-known that also a deep ReLU neural network f partitions its input space into polyhedra on which f is affine linear ([Hanin and Rolnick \(2019\)](#); [Grigsby and Lindsey \(2022\)](#)). More precisely, let $f_{i,j} = \pi_j \circ \phi_{\mathbf{W}_i, \mathbf{b}_i} \circ \dots \circ \phi_{\mathbf{W}_1, \mathbf{b}_1}$, where $\pi_j: \mathbb{R}^{n_i} \rightarrow$

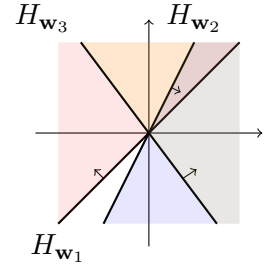


Figure 1: The polyhedral fan induced by an oriented linear hyperplane arrangement given by matrix $\mathbf{W} \in \mathbb{R}^{3 \times 2}$.

\mathbb{R} is the projection onto the j -th coordinate. Then, every $\mathbf{s} = (\mathbf{s}_1, \dots, \mathbf{s}_{n_{\ell-1}}) \in \{-, +\}^{n_1} \times \dots \times \{-, +\}^{n_{\ell-1}}$ corresponds to a (possibly empty) polyhedron

$$P_{\mathbf{s}} = \bigcap_{(\mathbf{s}_i)_j=+} \{\mathbf{x} \in \mathbb{R}^d \mid f_{i,j}(\mathbf{x}) \geq 0\} \cap \bigcap_{(\mathbf{s}_i)_j=-} \{\mathbf{x} \in \mathbb{R}^d \mid f_{i,j}(\mathbf{x}) \leq 0\}.$$

The maps $f_{i,j}$ are affine linear on $P_{\mathbf{s}}$ and the coefficients are polynomially bounded in the weights and biases of the neural network. Hence, the polyhedron $P_{\mathbf{s}}$ arises as the intersection of at most $\sum_{i=1}^{\ell} n_{\ell}$ closed half-spaces whose encoding sizes are polynomially bounded in the weights and biases of f . The set of all polyhedra $P_{\mathbf{s}}$ together with their faces forms a polyhedral complex which we denote by Σ_f .

A ray ρ is a one-dimensional pointed cone; a vector \mathbf{r} is a *ray generator* of ρ if $\rho = \{\lambda \mathbf{r} \mid \lambda \geq 0\}$. For a map f computed by a ReLU network without bias and each ray ρ in Σ_f , let \mathbf{r}_{ρ} be the unique unit ray generator of ρ having norm 1 and let $\mathcal{R} := \{\mathbf{r}_{\rho} \mid \rho \text{ is a ray in } \Sigma_f\}$. A ray $\rho \subseteq C$ of a cone C is an *extreme ray* if there do not exist $\lambda_1, \lambda_2 > 0$ and $\rho_1, \rho_2 \subseteq C$ such that $\rho = \lambda_1 \rho_1 + \lambda_2 \rho_2$. We make the following simple observation.

Observation 3 *Let C be a pointed polyhedral cone such that f is linear on C and let $\mathbf{r}_1, \dots, \mathbf{r}_{\ell}$ be ray generators of the extreme rays of C . Then, for each $\mathbf{x} \in C$, there are $\lambda_1, \dots, \lambda_{\ell} \in \mathbb{R}$ such that $\mathbf{x} = \sum_{i=1}^{\ell} \lambda_i \mathbf{r}_i$ and $f(\mathbf{x}) = \sum_{i=1}^{\ell} \lambda_i f(\mathbf{r}_i)$.*

Observation 3 implies that f is determined by its values on \mathcal{R} , if all cones $C \in \Sigma_f$ are pointed.

(Parameterized) Complexity Theory. We assume the reader to be familiar with basic concepts from classical complexity theory like P, NP, and NP-completeness. The class coNP contains all decision problems whose complement is in NP. A decision problem is coNP-complete if and only if its complement is NP-complete. Clearly, a coNP-complete problem cannot be solved in polynomial time unless P = NP.

A *parameterized* problem consists of instances (x, k) , where x encodes the classical instance and $k \in \mathbb{N}$ is a *parameter*. A parameterized problem is in the class XP if it is polynomial-time solvable for every constant parameter value, that is, in $O(|x|^{f(k)})$ time for an arbitrary function f depending only on the parameter k . A parameterized problem is *fixed-parameter tractable* (contained in the class FPT) if it is solvable in $f(k) \cdot |x|^{O(1)}$ time, for an arbitrary function f . Clearly, $\text{FPT} \subseteq \text{XP}$; see [Downey and Fellows \(2013\)](#) for further details of parameterized complexity.

3. coNP-Completeness of Injectivity

In this section we study the computational complexity of ℓ -RELU-LAYER INJECTIVITY, which is the problem to decide whether an ℓ -layer ReLU network $f: \mathbb{R}^d \rightarrow \mathbb{R}^m$ computes an injective map.

Proposition 4 *For every $\ell \in \mathbb{N}$, it holds that ℓ -RELU-LAYER INJECTIVITY is contained in coNP.*

Proof sketch. Two polyhedra $P, Q \in \Sigma_f$ serve as a certificate for non-injectivity, since checking whether there are $\mathbf{x} \in P$ and $\mathbf{x}' \in Q$ with $\mathbf{x} \neq \mathbf{x}'$ such that $f(\mathbf{x}) = f(\mathbf{x}')$ is simply checking feasibility of a linear program. For a rigorous proof, one can apply Theorem 3.3 by [Sälzer and Lange \(2023\)](#). ■

To show that ℓ -ReLU-LAYER INJECTIVITY is coNP-hard for any $\ell \in \mathbb{N}$, it suffices to show that deciding injectivity is already coNP-hard for a single ReLU-layer. Hence, in the remainder of this section we study the decision problem ReLU-LAYER INJECTIVITY: Given a matrix $\mathbf{W} \in \mathbb{R}^{m \times d}$ and a vector $\mathbf{b} \in \mathbb{R}^m$, is the map $\phi_{\mathbf{W}, \mathbf{b}}$ injective?

Puthawala et al. (2022, Theorem 2) prove that a map $\phi_{\mathbf{W}}$ with $\mathbf{W} \in \mathbb{R}^{m \times d}$ computed by a single ReLU-layer without bias (that is, $\mathbf{b} = \mathbf{0}$) is injective if and only if \mathbf{W}_C has (full) rank d for all $C \in \mathcal{C}_{\mathbf{W}}$. Note that (Puthawala et al., 2022, Lemma 3) state that one can assume $\mathbf{b} = \mathbf{0}$ without loss of generality; more precisely, they claim that $\phi_{\mathbf{W}, \mathbf{b}}$ is injective if and only if $\phi_{\mathbf{W}^+}$ is injective, where \mathbf{W}^+ is obtained from \mathbf{W} by setting all rows with a negative bias to zero. This argument, however, contains a logical inconsistency, since the map $x \mapsto [(x - 1, -x + 1)]_+$ is injective but $x \mapsto [(0, -x)]_+$ is not. Nevertheless, an analogous characterization can be shown for arbitrary bias.

Theorem 5 *A ReLU-layer $\phi_{\mathbf{W}, \mathbf{b}}$ with $\mathbf{W} \in \mathbb{R}^{m \times d}$ and $\mathbf{b} \in \mathbb{R}^m$ is injective if and only if \mathbf{W}_C has rank d for all $C \in \mathcal{C}_{\mathbf{W}, \mathbf{b}}$.*

Proof If there is a $C \in \mathcal{C}_{\mathbf{W}, \mathbf{b}}$ such that \mathbf{W}_C has rank $k < d$, then there exists an $\mathbf{x}^\perp \neq \mathbf{0}$ with $\mathbf{W}_C \cdot \mathbf{x}^\perp = \mathbf{0}$. Now, let \mathbf{x} be in the interior of C . Then, there is a $\lambda > 0$ such that $\mathbf{x} + \lambda \mathbf{x}^\perp \in C$. Hence, it follows that $\phi_{\mathbf{W}, \mathbf{b}}(\mathbf{x} + \lambda \mathbf{x}^\perp) = \mathbf{W}_C \cdot (\mathbf{x} + \lambda \mathbf{x}^\perp) + \mathbf{b}_C = \mathbf{W}_C \cdot \mathbf{x} + \mathbf{b}_C = \phi_{\mathbf{W}, \mathbf{b}}(\mathbf{x})$.

Conversely, if there are $\mathbf{x}, \mathbf{y} \in \mathbb{R}^d$ such that $\phi_{\mathbf{W}, \mathbf{b}}(\mathbf{x}) = \phi_{\mathbf{W}, \mathbf{b}}(\mathbf{y})$, then in particular $\langle \mathbf{w}, \mathbf{x} \rangle + \mathbf{b}$ and $\mathbf{W}\mathbf{y} + \mathbf{b}$ have the same sign in each coordinate. Thus, \mathbf{x} and \mathbf{y} are both contained in a cell $C \in \mathcal{C}_{\mathbf{W}, \mathbf{b}}$. Hence, it holds that $\mathbf{W}_C \cdot \mathbf{x} + \mathbf{b}_C = \mathbf{W}_C \cdot \mathbf{y} + \mathbf{b}_C$. Since \mathbf{W}_C has rank d , it follows that $\mathbf{x} = \mathbf{y}$. \blacksquare

Since any hyperplane arrangement with m hyperplanes in d dimensions defines at most $O(m^d)$ (also clearly at most 2^m) cells (Zaslavsky (1975)), Theorem 5 implies an algorithm that solves ReLU-LAYER INJECTIVITY in $O(\min\{2^m, m^d\} \cdot \text{poly}(S))$ time, where S denotes the input size.

We prove that ReLU-LAYER INJECTIVITY is coNP-complete. To this end, we show NP-completeness for the complement problem ReLU-LAYER NON-INJECTIVITY: Given $\mathbf{W} \in \mathbb{R}^{m \times d}$ and $\mathbf{b} \in \mathbb{R}^m$, is there a cell $C \in \mathcal{C}_{\mathbf{W}, \mathbf{b}}$ with $\text{rank}(\mathbf{W}_C) < d$.

For the NP-hardness, we reduce from the following directed graph (*digraph*) problem. A digraph $D = (V, A)$ is called *acyclic* if it does not contain directed cycles and *weakly connected* if the underlying graph, i.e., the graph where we have an undirected edge for every arc, is connected. The ACYCLIC 2-DISCONNECTION problem is, given a digraph $D = (V, A)$, to decide whether there is a subset $A' \subseteq A$ of arcs such that (V, A') is acyclic and $(V, A \setminus A')$ is not weakly connected. The problem is a special case of ACYCLIC s -DISCONNECTION where the goal is to remove an acyclic arc set such that the remaining digraph contains at least s weakly connected components. This more general problem is known to be NP-hard if s is part of the input (Figueroa et al. (2017)). In Appendix A.1 we prove NP-hardness for our special case $s = 2$ (Theorem 19). We remark that our reduction implies that ACYCLIC 2-DISCONNECTION cannot be solved in $2^{o(|D|)}$ time unless the Exponential Time Hypothesis² fails (Corollary 20).

Theorem 6 *ReLU-LAYER NON-INJECTIVITY is NP-complete even if every row of \mathbf{W} contains at most two non-zero entries and $\mathbf{b} = \mathbf{0}$.*

2. The Exponential Time Hypothesis asserts that 3-SAT cannot be solved in $2^{o(n)}$ time where n is the number of Boolean variables in the input formula (Impagliazzo and Paturi (2001)).

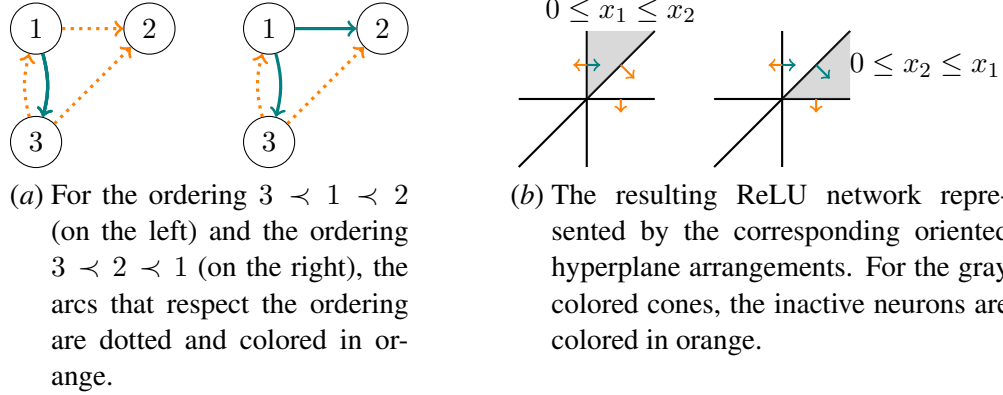


Figure 2: An illustration of the reduction from ACYCLIC 2-DISCONNECTION to RELU-LAYER NON-INJECTIVITY for a digraph with $n = 3$ nodes. An ordering π of the nodes induces an acyclic subset A_π of arcs corresponding to inactive neurons on the cone $C_\pi = \{x_{\pi(1)} \leq x_{\pi(2)} \leq x_{\pi(3)}\}$. The active neurons on C_π have full rank 2 if and only if removing the arcs A_π results in a weakly connected digraph.

Proof sketch. Containment in NP is easy: The set I_C of a cell C with $\text{rank}(\mathbf{W}_C) < d$ serves as a certificate. To prove NP-hardness, we reduce from ACYCLIC 2-DISCONNECTION which is NP-hard by Theorem 19. We sketch the proof here, a detailed proof can be found in Appendix A.1. Moreover, the reduction is illustrated in Figure 2. Given a digraph $D = (V, A)$ with $V = [n]$, we define a ReLU-layer $\phi: \mathbb{R}^{n-1} \rightarrow \mathbb{R}^{|A|}$ by $\phi(\mathbf{x}) := ([x_i - x_j]_+)_{(i,j) \in A}$, where we set $x_n := 0$.

For a permutation $\pi \in \mathcal{S}_n$, let $A_\pi := \{(i, j) \in A \mid \pi^{-1}(i) < \pi^{-1}(j)\}$ be the (acyclic) subset of arcs respecting the (total) order on the nodes induced by π and let $\mathbf{x} \in \mathbb{R}^{n-1}$ be a point with $x_{\pi(1)} < \dots < x_{\pi(n)}$. Note that the arcs in $A \setminus A_\pi$ correspond exactly to the neurons that are active on the cell C containing \mathbf{x} , i.e., neurons computing $[x_i - x_j]_+$ where $\pi^{-1}(j) < \pi^{-1}(i)$ and hence $x_j \leq x_i$. In Appendix A.1, we prove that $D_\pi := (V, A \setminus A_\pi)$ is weakly connected, that is, there is a path in the underlying graph of D_π from node j to node n for all $j \in [n-1]$, if and only if \mathbf{W}_C has full rank $n-1$. Hence, it holds that ϕ is not injective if and only if there exists $A' \subseteq A$ such that (V, A') is acyclic and $(V, A \setminus A')$ is not weakly connected, proving the correctness of the reduction. ■

The lower bound from Corollary 20 actually transfers to RELU-LAYER INJECTIVITY since our polynomial-time reduction in the proof of Theorem 6 yields a matrix where the number of rows/columns is linear in the number arcs/nodes of the digraph.

Corollary 7 RELU-LAYER INJECTIVITY is coNP-complete even if every row of \mathbf{W} contains at most two non-zero entries (and $\mathbf{b} = \mathbf{0}$). Moreover, RELU-LAYER NON-INJECTIVITY and RELU-LAYER INJECTIVITY cannot be solved in $2^{o(m+d)}$ time, unless the ETH fails.

To prove coNP-hardness for an arbitrary number ℓ of layers, one can simply reduce RELU-LAYER INJECTIVITY to ℓ -RELU-LAYER INJECTIVITY by concatenating the layer with a ReLU network with $\ell-1$ layers that computes the identity map. Hence, we obtain the following corollary.

Corollary 8 For every $\ell \geq 2$, it holds that ℓ -RELU-LAYER INJECTIVITY is coNP-complete.

4. An FPT Algorithm for ReLU-Layer Injectivity

The hardness results from the previous section exclude polynomial running times as well as running times subexponential in $m + d$ for deciding injectivity of a single ReLU-layer. Nevertheless, we show in this section that the previous upper bound of m^d can be improved to $(d + 1)^d$. We achieve this with a branching algorithm which searches for a “non-injective” cell C , that is, \mathbf{W}_C has rank strictly less than d . The algorithm branches on the ReLUs active in C , thus restricting the search space to some polyhedron. The pseudocode is given in Algorithms 1 and 2.

The key idea to bound the running time of our search tree algorithm is to show that there are always at most $d + 1$ candidate ReLUs to set active. The candidates are those whose corresponding half-spaces cover the current search space; that is, at least one of them will be active in the sought cell (cf. Line 5 of Algorithm 2). Helly’s Theorem (Helly (1923)) ensures that there are always at most $d + 1$ such candidates. Using duality of linear programming, we show that these half-spaces can be found in polynomial time. A more detailed proof of the following lemma is given in Appendix A.2.

Lemma 9 *Let $P \subseteq \mathbb{R}^d$ be a polyhedron and let $\{(\mathbf{w}_1, b_1), \dots, (\mathbf{w}_n, b_n)\} \subseteq \mathbb{R}^{d+1}$ be such that C is covered by the corresponding half-spaces, that is, $C \subseteq \bigcup_{i=1}^n H_{\mathbf{w}_i, b_i}^+$. Then, there exists a subset $A \subseteq [n]$ of size at most $d + 1$ computable in polynomial time, such that $C \subseteq \bigcup_{i \in A} H_{\mathbf{w}_i, b_i}^+$.*

As regards the correctness of our algorithm, assume that there exists a vector $\mathbf{x} \in \mathbb{R}^d$ such that $\text{rank}(\{\mathbf{w}_i \mid \langle \mathbf{w}_i, \mathbf{x} \rangle + b_i \geq 0\}) = k < d$. Then, \mathbf{x} is contained in some search space of FindCell, that is, $\mathbf{c}_i \mathbf{x} + p_i \geq 0$ for all $i \in [n]$. Notice that every branching increases the number of linear independent neurons that are active in the current search space by one. Thus, after at most k branchings, FindCell finds a point of a cell where the map is not injective. Conversely, if the algorithm outputs an $\mathbf{x} \in \mathbb{R}^d$, then \mathbf{x} is contained in a cell with rank less than d ; otherwise, Line 1 in FindCell would have output “no”.

Lemma 9 ensures that we can always branch on $d + 1$ neurons. Furthermore, the number of active neurons increases after every branching by one. Hence the search tree has at most $(d + 1)^d$ nodes. We conclude our findings in the following theorem for which we provide a detailed proof in Appendix A.2.

Theorem 10 *ReLU-LAYER INJECTIVITY is solvable in $O((d + 1)^d \cdot \text{poly}(S))$ time, where S denotes the input size.*

Deciding injectivity for a deep neural network $f = \phi_\ell \circ \dots \circ \phi_1$ is even more involved. Clearly, if all layer maps ϕ_i are injective, then also f is injective. The converse does not hold, however,

Algorithm 1: LayerInjectivity

Input : $W = \{\mathbf{w}_1, \dots, \mathbf{w}_m\} \subseteq \mathbb{R}^d$, $B = \{b_1, \dots, b_m\} \subseteq \mathbb{R}$

Output: $\mathbf{x} \in \mathbb{R}^d$ with $\text{rank}(\{\mathbf{w}_i \in W \mid \mathbf{w}_i \mathbf{x} + b_i \geq 0\}) < d$ (if it exists); otherwise, “yes”

- 1 **if** $\text{rank}(W) < d$, **then return** 0;
 - 2 **if** $\exists \mathbf{x} \in \mathbb{R}^d : \forall i \in [m] : \mathbf{w}_i \mathbf{x} + b_i < 0$, **then return** \mathbf{x} ;
 - 3 $x \leftarrow \text{FindCell}(\emptyset, \emptyset, W, B)$;
 - 4 **if** $x \neq \text{“no”}$, **then return** x ;
 - 5 **return** “yes”
-

Algorithm 2: FindCell

Input : $C = \{\mathbf{c}_1, \dots, \mathbf{c}_n\} \subseteq \mathbb{R}^d$, $P = \{p_1, \dots, p_n\} \subseteq \mathbb{R}$ and
 $M = \{\mathbf{m}_1, \dots, \mathbf{m}_m\} \subseteq \mathbb{R}^d$, $B = \{b_1, \dots, b_m\} \subseteq \mathbb{R}$,
Output: $\mathbf{x} \in \mathbb{R}^d$ (if it exists) such that $\mathbf{c}_i \mathbf{x} + p_i \geq 0$, for all $i \in [n]$, and
 $\text{rank}(C \cup \{\mathbf{m}_i \mid \mathbf{m}_i \mathbf{x} \geq 0\}) < d$; otherwise, “no”

- 1 **if** $\text{rank}(C) = d$, **then return** “no”;
- 2 $I \leftarrow \{i \in \{1, \dots, m\} \mid \mathbf{m}_i \notin \text{span}(C)\}$;
- 3 $M \leftarrow \{\mathbf{m}_i \mid i \in I\}$, $B \leftarrow \{b_i \mid i \in I\}$;
- 4 **if** $\exists \mathbf{x} \in \mathbb{R}^d : ((\forall i \in [n] : \mathbf{c}_i \mathbf{x} + p_i \geq 0) \wedge (\forall i \in I : \mathbf{m}_i \mathbf{x} + b_i < 0))$, **then return** \mathbf{x} ;
- 5 compute $A \subseteq I$ such that $\{\mathbf{x} \mid \forall i \in [n] : \mathbf{c}_i \mathbf{x} + p_i \geq 0\} \subseteq \bigcup_{i \in A} H_{\mathbf{m}_i, b_i}^+$ and $|A| \leq d + 1$;
- 6 **foreach** $i \in A$ **do**
- 7 $x \leftarrow \text{FindCell}(C \cup \{\mathbf{m}_i\}, P \cup \{b_i\}, M \setminus \{\mathbf{m}_i\}, B \setminus \{b_i\})$;
- 8 **if** $x \neq \text{“no”}$, **then return** x ;
- 9 **end**
- 10 **return** “no”

since ϕ_i only needs to be injective on the image $(\phi_{i-1} \circ \dots \circ \phi_1)(\mathbb{R}^d)$ for all $i \in [\ell]$. Hence, it is unclear whether the problem is still contained in FPT when parameterized by d .

5. Verification and Surjectivity

In this section, we study the network verification task and prove hardness for a very general class of input sets. To this end, we call a sequence $S = (S_d)_{d \in \mathbb{N}}$ of subsets $S_d \subseteq \mathbb{R}^d$ *reasonable* if there exists an algorithm that on input $k \in \mathbb{N}$ computes in $\text{poly}(k)$ time a $d \in \mathbb{N}$, $\mathbf{z} \in \mathbb{R}^d$ and a k -dimensional affine space A in \mathbb{R}^d (given by a basis and a translation vector) such that there is a k -dimensional ball with center \mathbf{z} contained in S_d that affinely spans A . For a sequence $S = (S_d)_{d \in \mathbb{N}}$ of reasonable sets and a polyhedron $Q_{\mathbf{t}} := \{\mathbf{x} \in \mathbb{R}^m \mid x_i \leq t_i \text{ for all } i \in [m]\}$ where $\mathbf{t} \in \mathbb{R}^m$, the task to decide for a given ℓ -layer ReLU network $f: \mathbb{R}^d \rightarrow \mathbb{R}^m$ whether $f(S_d) \subseteq Q_{\mathbf{t}}$ we call ℓ -LAYER RELU $(S, Q_{\mathbf{t}})$ -VERIFICATION.

Even though the definition of a reasonable sequence is a bit involved, they include a wide range of set-sequences. For example, they trivially include all sequences of sets that contain an open neighborhood of the origin and therefore in particular all sequences of full-dimensional polyhedra containing the origin in the interior. This shows, in comparison to previous existing coNP-hardness proofs, that the hardness of verification does not rely on the complexity of the polyhedron in the input domain but is intrinsic to the ReLU networks themselves.

To show that the problem is coNP-hard, it suffices to show hardness for one hidden layer and one-dimensional output and hence in the remaining part we study the following decision problem for an arbitrary $t \in \mathbb{R}$.

2-LAYER RELU (S, t) -VERIFICATION

Input: Matrices $\mathbf{W}_1 \in \mathbb{R}^{n \times d}$, $\mathbf{W}_2 \in \mathbb{R}^{1 \times n}$, $\mathbf{b}_1 \in \mathbb{R}^n$, and $b_2 \in \mathbb{R}$.

Question: Is $\mathbf{W}_2 \cdot \phi_{\mathbf{W}_1, \mathbf{b}_1}(\mathbf{x}) + b_2 \leq t$ for all $\mathbf{x} \in S_d$?

We will see in Theorem 12 that the hardness of 2-LAYER RELU (S, t) -VERIFICATION stems from the hardness of deciding whether a ReLU network computes a map that attains a positive output value. Thus, we will first show that the 2-LAYER RELU POSITIVITY problem is NP-complete: Given Matrices $\mathbf{W}_1 \in \mathbb{R}^{n \times d}$, $\mathbf{W}_2 \in \mathbb{R}^{1 \times n}$, is there an $\mathbf{x} \in \mathbb{R}^d$ such that $\mathbf{W}_2 \cdot \phi_{\mathbf{W}_1}(\mathbf{x}) > 0$?

Afterwards, we give a reduction from the complement of 2-LAYER RELU POSITIVITY to 2-LAYER RELU (S, t) -VERIFICATION implying that 2-LAYER RELU (S, t) -VERIFICATION and thus ℓ -LAYER RELU (S, Q_t) -VERIFICATION are coNP-hard.

5.1. NP-Completeness of 2-LAYER RELU POSITIVITY

We prove NP-completeness of 2-LAYER RELU POSITIVITY via reduction from POSITIVE CUT. For a graph $G = (V, E)$, we denote by $E(S, V \setminus S) := \{\{u, v\} \in E \mid u \in S, v \notin S\}$ the edges in the cut induced by $S \subseteq V$. The POSITIVE CUT problem is to decide for a given graph $G = (V, E)$ with edge weights $w: E \rightarrow \mathbb{Z}$ whether there is a subset $S \subseteq V$ such that $\sum_{e \in E(S, V \setminus S)} w(e) > 0$, which we prove to be NP-complete in Appendix A.3. A detailed proof of the following theorem is given in Appendix A.3.

Theorem 11 2-LAYER RELU POSITIVITY is NP-complete.

Proof sketch. The problem is contained in NP since, by Observation 3, it is sufficient to identify an extreme ray ρ as a certificate for positivity.

To prove NP-hardness, we reduce from POSITIVE CUT. Given a weighted graph $(G = (V, E), w)$ with $V = [n]$, we define a 2-layer ReLU neural network $f: \mathbb{R}^n \rightarrow \mathbb{R}$, where we have two hidden neurons for every $e \in E$ and the output weights of the neurons are the corresponding weights of the edges. More precisely,

$$f(\mathbf{x}) := \sum_{\{i, j\} \in E} w(\{i, j\}) \cdot ([x_i - x_j]_+ + [x_j - x_i]_+).$$

The weights of the cuts are now stored as function values on certain vectors. For a subset $S \subseteq V$, let $\mathbf{r}_S := \sum_{i \in S} \mathbf{e}_i \in \mathbb{R}^n$ and $\mathbf{r}'_S := -\sum_{i \in V \setminus S} \mathbf{e}_i \in \mathbb{R}^n$. It follows easily that $f(\mathbf{r}_S) = f(\mathbf{r}'_S) = \sum_{\{i, j\} \in E(S, V \setminus S)} w(\{i, j\})$. We proceed by showing that every $\mathbf{x} \in \mathbb{R}^n$ is the conic combination of such \mathbf{r}_S and \mathbf{r}'_S . Hence, there is an \mathbf{x} with $f(\mathbf{x}) > 0$ if and only if there is an $S \subseteq V$ such that $f(\mathbf{r}_S) = \sum_{e \in E(S, V \setminus S)} w(e) > 0$, proving the correctness of the reduction. ■

5.2. coNP-hardness of Verification

We continue with the coNP-hardness for network verification based on the NP-hardness of 2-LAYER RELU POSITIVITY.

Theorem 12 For every reasonable set-sequence S and $t \in \mathbb{R}$, it holds that 2-LAYER RELU (S, t) -VERIFICATION is coNP-hard.

Proof sketch. In Appendix A.3, we provide a reduction from the complement of 2-LAYER RELU POSITIVITY that we sketch here. Let $f: \mathbb{R}^k \rightarrow \mathbb{R}$ be the function computed by an instance of 2-LAYER RELU POSITIVITY and let the dimension d , the affine space A and the point $\mathbf{z} \in \mathbb{R}^d$

be the output of the algorithm that exists due to the fact that $(S_d)_{d \in \mathbb{N}}$ is a reasonable sequence of sets. Let $T: \mathbb{R}^d \rightarrow \mathbb{R}^d$ be the affine map that maps \mathbf{z} to the origin composed with the affine map that projects orthogonal to A and afterwards maps isomorphic to \mathbb{R}^k . Then, we prove that $\mathbf{x} \mapsto (f \circ T)(\mathbf{x}) + t$ is the function computed by a “yes”-instance of 2-LAYER RELU (S, t) -VERIFICATION if and only if f has no positive output value. \blacksquare

Theorem 12 also implies that $\max_{\mathbf{x} \in S_d} f(\mathbf{x})$ cannot be constant-factor approximated.

Corollary 13 *For every reasonable set-sequence S , there is no $C > 0$ such that there exists a polynomial-time algorithm that, given a 2-layer ReLU neural network $f: \mathbb{R}^d \rightarrow \mathbb{R}$, computes a value $a(f) \in \mathbb{R}$ such that $a(f) \leq \max_{\mathbf{x} \in S_d} f(\mathbf{x}) \leq C \cdot a(f)$ unless $P = NP$.*

Proof Assume that for some reasonable set-sequence S , there is a $C > 0$ and such an algorithm. Then, we have that $a(f) > 0$ if and only if there exists an $\mathbf{x} \in S_d$ such that $f(\mathbf{x}) > 0$. Hence, by Theorem 12 (choosing $t = 0$), it follows that $P = \text{coNP}$ and thus $P = NP$. \blacksquare

5.3. Surjectivity

In this section, we study the task to decide whether a given ReLU network $f: \mathbb{R}^d \rightarrow \mathbb{R}$ with ℓ layers computes a surjective map. We will call this task ℓ -LAYER RELU SURJECTIVITY. We start with some simple observations characterizing surjectivity; see Appendix A.3 for a proof.

Lemma 14 *For a ReLU network $f = \mathbf{W}_\ell \circ \phi_{\mathbf{W}_{\ell-1}, \mathbf{b}_{\ell-1}} \circ \dots \circ \phi_{\mathbf{W}_1, \mathbf{b}_1} + b_\ell$ we denote by $f_0 := \mathbf{W}_\ell \circ \phi_{\mathbf{W}_{\ell-1}} \circ \dots \circ \phi_{\mathbf{W}_1}$ the corresponding ReLU network without biases. Then the following holds:*

- a) f_0 is surjective if and only if there are $\mathbf{v}^+, \mathbf{v}^- \in \mathbb{R}^d$ such that $f_0(\mathbf{v}^+) > 0$ and $f_0(\mathbf{v}^-) < 0$.
- b) f is surjective if and only if f_0 is surjective.
- c) The map f is surjective if and only if there exist two ray generators $\mathbf{r}^+, \mathbf{r}^-$ of two rays $\rho^+, \rho^- \in \Sigma_{f_0}$ such that $f_0(\mathbf{r}^+) > 0$ and $f_0(\mathbf{r}^-) < 0$.

Lemma 14b) implies that we can assume that the ReLU network has no biases without loss of generality. Furthermore, Lemma 14c) implies an exponential-time algorithm for ℓ -LAYER RELU SURJECTIVITY, since Σ_{f_0} contains at most $O((\prod_{i=1}^{\ell} n_i)^d)$ many rays. In particular, for $\ell = 2$, the fan $\Sigma_{\mathbf{W}_1}$ contains at most $\min\{2n_1^{d-1}, 2^{n_1+1}\}$ rays; that is, the problem is in XP when parameterized by d and in FPT when parameterized by n_1 . Moreover, since two ray generators $\mathbf{r}^+, \mathbf{r}^-$ of two rays $\rho^+, \rho^- \in \Sigma_{f_0}$ serve as a certificate, we obtain the following proposition.

Proposition 15 *For every $\ell \in \mathbb{N}$, it holds that ℓ -LAYER RELU SURJECTIVITY is in NP.*

Again, to show that the problem is NP-hard, it suffices to consider one hidden layer and one-dimensional output. Hence, in the remainder we consider 2-LAYER RELU SURJECTIVITY, where we have one hidden layer with n ReLU-neurons with weights $\mathbf{W}_1 \in \mathbb{R}^{n \times d}$ and an output layer with one output neuron with weights $\mathbf{W}_2 \in \mathbb{R}^{1 \times n}$ without activation. The network then computes the map $f: \mathbb{R}^d \rightarrow \mathbb{R}$ with $f(\mathbf{x}) := \mathbf{W}_2 \cdot \phi_{\mathbf{W}_1, \mathbf{b}}(\mathbf{x})$.

In fact, to decide surjectivity, it is actually enough to find one (say the positive) ray generator since it is easy to find some point \mathbf{x} where f is non-zero (we argue below that w.l.o.g. $f(\mathbf{x}) < 0$). To find \mathbf{x} , we choose an arbitrary d -dimensional cone C and determine whether \mathbf{W}_C is the zero

map or not. In the former case, one can pick an arbitrary d -dimensional cone C' that shares a facet (i.e., a $(d - 1)$ -dimensional face) with C . Then, $\mathbf{W}_{C'} \neq \mathbf{0}$ since the neuron defining the facet must be active in C' . Hence, one finds a point $\mathbf{x} \in C'$ with $f(\mathbf{x}) \neq 0$. We give a more detailed proof of the following lemma in Appendix A.3.

Lemma 16 *One can check in polynomial time whether $f = 0$, and otherwise find a point $\mathbf{x}^* \in \mathbb{R}^d$ such that $f(\mathbf{x}^*) \neq 0$.*

Lemma 16 implies that 2-LAYER RELU SURJECTIVITY is polynomially equivalent to 2-LAYER RELU POSITIVITY (if $f(\mathbf{x}^*) > 0$, then replace \mathbf{W}_2 with $-\mathbf{W}_2$ such that $f(\mathbf{x}^*) < 0$) and hence we obtain the following corollary.

Corollary 17 *For every $\ell \geq 2$, it holds that ℓ -LAYER RELU SURJECTIVITY is NP-complete.*

Clearly, the above result implies NP-hardness for the general case where the output dimension m is part of the input. It is unclear, however, whether containment in NP also holds for larger output dimension.³

5.4. Zonotope Formulation

We conclude this section with an alternative formulation of 2-LAYER RELU POSITIVITY based on a duality of positively homogeneous convex piecewise linear functions and polytopes. Interestingly, this yields a close connection to zonotope problems which arise in areas such as robotics and control. Let \mathcal{F}_d be the set of convex piecewise linear functions from \mathbb{R}^d to \mathbb{R} and let \mathcal{P}_d be the set of polytopes in \mathbb{R}^d . For every $f \in \mathcal{F}_d$, there are $\{\mathbf{a}_i \in \mathbb{R}^d\}_{i \in I}$ such that $f(\mathbf{x}) = \max_{i \in I} \langle \mathbf{a}_i, \mathbf{x} \rangle$ and there is a bijection $\varphi: \mathcal{F}_d \rightarrow \mathcal{P}_d$ given by $\varphi(\max_{i \in I} \langle \mathbf{a}_i, \mathbf{x} \rangle) = \text{conv}\{\mathbf{a}_i \mid i \in I\}$ where the inverse is the support function $\varphi^{-1}: \mathcal{P}_d \rightarrow \mathcal{F}_d$ given by $\varphi^{-1}(P)(\mathbf{x}) = \max\{\langle \mathbf{x}, \mathbf{y} \rangle \mid \mathbf{y} \in P\}$. Furthermore, φ is a semi-ring isomorphism between the semi-rings $(\mathcal{F}_d, \max, +)$ and $(\mathcal{P}_d, \text{conv}, +)$, where $+$ is either the pointwise addition or the Minkowski sum, respectively.⁴

A *zonotope* is a Minkowski sum of line segments, i.e., given a *generator* matrix $\mathbf{G} \in \mathbb{R}^{n \times d}$, the corresponding zonotope is given by $Z(\mathbf{G}) := \left\{ \mathbf{x} \in \mathbb{R}^d \mid \mathbf{x} \in \sum_{i \in [n]} \text{conv}\{\mathbf{0}, \mathbf{g}_i\} \right\}$.

ZONOTOPE CONTAINMENT is the question, given two matrices $\mathbf{G}_1 \in \mathbb{R}^{n \times d}$, $\mathbf{G}_2 \in \mathbb{R}^{m \times d}$, whether $Z(\mathbf{G}_1) \subseteq Z(\mathbf{G}_2)$. Using φ , we prove that 2-LAYER RELU POSITIVITY is equivalent to the complement of ZONOTOPE CONTAINMENT in Appendix A.3.

Proposition 18 *2-LAYER RELU POSITIVITY is equivalent to ZONOTOPE (NON)CONTAINMENT.*

Notably, Kulmburg and Althoff (2021) already showed that ZONOTOPE CONTAINMENT is coNP-hard, which implies our NP-hardness of 2-LAYER RELU POSITIVITY (Theorem 11). Nevertheless, we believe that our reduction is more accessible and direct and provides a different perspective on the computational hardness. The question whether ZONOTOPE CONTAINMENT is fixed-parameter tractable with respect to d is, to the best of our knowledge, open.

3. We believe that the problem might be Π_2^P -complete for $m \geq 2$.

4. See, e.g., Zhang et al. (2018) for more details on this correspondence.

6. Conclusion

We showed the strongest hardness result for network verification known so far and thereby excluded polynomial-time algorithms (in the worst case) for almost all restrictions on the input set. Moreover, we initiate the complexity-theoretic study of deciding the two elementary properties injectivity and surjectivity for functions computed by ReLU networks. We exclude polynomial-time algorithms for solving both problems, and prove fixed-parameter tractability for injectivity of a single layer. It turned out that surjectivity is a special case of network verification and is also equivalent to zonotope containment. Our results build new bridges between seemingly unrelated areas, and yield new insights into the complexity and expressiveness of ReLU neural networks. We close with some open questions:

- Can the running time for ReLU-LAYER INJECTIVITY be improved? Or is it possible to prove a lower bound of $2^{\Omega(d \log d)}$?
- What is the (parameterized) complexity of deciding injectivity for a ReLU neural network with two hidden layers?
- Is 2-LAYER ReLU SURJECTIVITY (or equivalently ZONOTOPE CONTAINMENT) fixed-parameter tractable with respect to the input dimension d ?
- How can surjectivity be characterized for output dimension $m \geq 2$? What is the complexity of the decision problem?
- What is the complexity of bijectivity for 2-layer ReLU networks?

References

- Lynton Ardizzone, Jakob Kruse, Carsten Rother, and Ullrich Köthe. Analyzing inverse problems with invertible neural networks. In *International Conference on Learning Representations*, 2019. URL <https://openreview.net/forum?id=rJed6j0cKX>.
- Raman Arora, Amitabh Basu, Poorya Mianjy, and Anirbit Mukherjee. Understanding deep neural networks with rectified linear units. In *6th International Conference on Learning Representations, ICLR 2018, Vancouver, BC, Canada, April 30 - May 3, 2018, Conference Track Proceedings*. OpenReview.net, 2018. URL https://openreview.net/forum?id=BlJ_rgWRW.
- Maximilian Baader, Matthew Mirman, and Martin Vechev. Universal approximation with certified networks. In *International Conference on Learning Representations*, 2020. URL <https://openreview.net/forum?id=BlgX8kBtPr>.
- Maximilian Baader, Mark Niklas Mueller, Yuhao Mao, and Martin Vechev. Expressivity of ReLU networks under convex relaxations. In *The Twelfth International Conference on Learning Representations*, 2024. URL <https://openreview.net/forum?id=awHTL3Hpto>.
- Mariusz Bojarski, Davide Del Testa, Daniel Dworakowski, Bernhard Firner, Beat Flepp, Prasoon Goyal, Lawrence D. Jackel, Mathew Monfort, Urs Muller, Jiakai Zhang, Xin Zhang, Jake Zhao, and Karol Zieba. End to end learning for self-driving cars, 2016. URL <https://arxiv.org/abs/1604.07316>.
- Paul S. Bonsma, Hajo Broersma, Viresh Patel, and Artem V. Pyatkin. The complexity status of problems related to sparsest cuts. In *21st International Workshop on Combinatorial Algorithms (IWOCAL ’10)*, volume 6460 of *LNCS*, pages 125–135. Springer, 2010.

- Rodney G. Downey and Michael R. Fellows. *Fundamentals of Parameterized Complexity*. Springer, 2013.
- Claudio Ferrari, Mark Niklas Mueller, Nikola Jovanović, and Martin Vechev. Complete verification via multi-neuron relaxation guided branch-and-bound. In *International Conference on Learning Representations*, 2022. URL https://openreview.net/forum?id=l_amHf1oaK.
- Ana Paulina Figueroa, César Hernández-Cruz, and Mika Olsen. The minimum feedback arc set problem and the acyclic disconnection for graphs. *Discrete Mathematics*, 340(7):1514–1521, 2017.
- Vincent Froese and Christoph Hertrich. Training neural networks is NP-hard in fixed dimension. In *Advances in Neural Information Processing Systems 36: Annual Conference on Neural Information Processing Systems (NeurIPS '23)*, pages 44039–44049, 2023.
- Vincent Froese, Christoph Hertrich, and Rolf Niedermeier. The computational complexity of ReLU network training parameterized by data dimensionality. *Journal of Artificial Intelligence Research*, 74:1775–1790, 2022.
- Takashi Furuya, Michael Puthawala, Matti Lassas, and Maarten V. de Hoop. Globally injective and bijective neural operators. In *Advances in Neural Information Processing Systems 36: Annual Conference on Neural Information Processing Systems (NeurIPS '23)*, pages 57713–57753, 2023.
- Aidan N Gomez, Mengye Ren, Raquel Urtasun, and Roger B Grosse. The reversible residual network: Backpropagation without storing activations. In I. Guyon, U. Von Luxburg, S. Bengio, H. Wallach, R. Fergus, S. Vishwanathan, and R. Garnett, editors, *Advances in Neural Information Processing Systems*, volume 30. Curran Associates, Inc., 2017. URL https://proceedings.neurips.cc/paper_files/paper/2017/file/f9be311e65d81a9ad8150a60844bb94c-Paper.pdf.
- Sven Gowal, Krishnamurthy Dvijotham, Robert Stanforth, Rudy Bunel, Chongli Qin, Jonathan Uesato, Relja Arandjelović, Timothy A. Mann, and Pushmeet Kohli. On the effectiveness of interval bound propagation for training verifiably robust models. *ArXiv*, abs/1810.12715, 2018. URL <https://api.semanticscholar.org/CorpusID:53112003>.
- J. Elisenda Grigsby and Kathryn Lindsey. On transversality of bent hyperplane arrangements and the topological expressiveness of relu neural networks. *SIAM Journal on Applied Algebra and Geometry*, 6(2):216–242, 2022. doi: 10.1137/20M1368902. URL <https://doi.org/10.1137/20M1368902>.
- Daniel Haider, Martin Ehler, and Péter Balázs. Convex geometry of ReLU-layers, injectivity on the ball and local reconstruction. In *Proceedings of the 40th International Conference on Machine Learning (ICML '23)*, volume 202 of *PMLR*, pages 12339–12350, 2023.
- Boris Hanin and David Rolnick. Deep relu networks have surprisingly few activation patterns. In Hanna M. Wallach, Hugo Larochelle, Alina Beygelzimer, Florence d’Alché-Buc, Emily B. Fox, and Roman Garnett, editors, *Advances in Neural Information Processing Systems 32: Annual Conference on Neural Information Processing Systems 2019, NeurIPS 2019, December 8-14, 2019, Vancouver, BC, Canada*, pages

- 359–368, 2019. URL <https://proceedings.neurips.cc/paper/2019/hash/9766527f2b5d3e95d4a733fcfb77bd7e-Abstract.html>.
- Eduard Helly. Über Mengen konvexer Körper mit gemeinschaftlichen Punkten. *Jahresbericht der Deutschen Mathematiker-Vereinigung*, 32:175–176, 1923.
- Christoph Hertrich, Amitabh Basu, Marco Di Summa, and Martin Skutella. Towards lower bounds on the depth of relu neural networks. In *Advances in Neural Information Processing Systems 34: Annual Conference on Neural Information Processing Systems (NeurIPS’21)*, pages 3336–3348, 2021.
- Russell Impagliazzo and Ramamohan Paturi. On the complexity of k -SAT. *Journal of Computer and System Sciences*, 62(2):367–375, 2001.
- Kyle D. Julian, Mykel J. Kochenderfer, and Michael P. Owen. Deep neural network compression for aircraft collision avoidance systems. *Journal of Guidance, Control, and Dynamics*, 42(3):598–608, 2019. doi: 10.2514/1.G003724. URL <https://doi.org/10.2514/1.G003724>.
- Guy Katz, Clark W. Barrett, David L. Dill, Kyle Julian, and Mykel J. Kochenderfer. Reluplex: a calculus for reasoning about deep neural networks. *Formal Methods in System Design*, 60(1): 87–116, 2022.
- Durk P Kingma and Prafulla Dhariwal. Glow: Generative flow with invertible 1x1 convolutions. In S. Bengio, H. Wallach, H. Larochelle, K. Grauman, N. Cesa-Bianchi, and R. Garnett, editors, *Advances in Neural Information Processing Systems*, volume 31. Curran Associates, Inc., 2018. URL https://proceedings.neurips.cc/paper_files/paper/2018/file/d139db6a236200b21cc7f752979132d0-Paper.pdf.
- Panagiotis Kouvaros and Alessio Lomuscio. Towards scalable complete verification of ReLU neural networks via dependency-based branching. In *Proceedings of the Thirtieth International Joint Conference on Artificial Intelligence (IJCAI ’21)*, pages 2643–2650, 2021.
- Dieter Kratsch and Van Bang Le. Algorithms solving the matching cut problem. *Theoretical Computer Science*, 609:328–335, 2016.
- Adrian Kulmburg and Matthias Althoff. On the co-NP-completeness of the zonotope containment problem. *European Journal of Control*, 62:84–91, 2021.
- László Lovász. Coverings and colorings of hypergraphs. In *Proceedings of the 4th Southeastern Conference of Combinatorics, Graph Theory, and Computing*, pages 3–12, 1973.
- Yuhao Mao, Mark Niklas Müller, Marc Fischer, and Martin Vechev. Understanding certified training with interval bound propagation, 2024. URL <https://arxiv.org/abs/2306.10426>.
- Matthew B Mirman, Maximilian Baader, and Martin Vechev. The fundamental limits of neural networks for interval certified robustness. *Transactions on Machine Learning Research*, 2022. ISSN 2835-8856. URL <https://openreview.net/forum?id=fsacLLU35V>.

- Michael Puthawala, Konik Kothari, Matti Lassas, Ivan Dokmanic, and Maarten V. de Hoop. Globally injective ReLU networks. *Journal of Machine Learning Research*, 23:105:1–105:55, 2022.
- Patrick Putzky and Max Welling. Invert to learn to invert. In H. Wallach, H. Larochelle, A. Beygelzimer, F. d'Alché-Buc, E. Fox, and R. Garnett, editors, *Advances in Neural Information Processing Systems*, volume 32. Curran Associates, Inc., 2019. URL https://proceedings.neurips.cc/paper_files/paper/2019/file/ac1dd209cbcc5e5d1c6e28598e8cbbe8-Paper.pdf.
- Ansgar Rössig and Milena Petkovic. Advances in verification of ReLU neural networks. *Journal of Global Optimization*, 81(1):109–152, 2021.
- Marco Sälzer and Martin Lange. Reachability in simple neural networks, 2023. URL <https://arxiv.org/abs/2203.07941>.
- A. Schrijver. *Theory of Linear and Integer programming*. Wiley-Interscience, 1986.
- Gagandeep Singh, Timon Gehr, Markus Püschel, and Martin Vechev. An abstract domain for certifying neural networks. *Proc. ACM Program. Lang.*, 3(POPL), January 2019. doi: 10.1145/3290354. URL <https://doi.org/10.1145/3290354>.
- Christian Szegedy, Wojciech Zaremba, Ilya Sutskever, Joan Bruna, Dumitru Erhan, Ian J. Goodfellow, and Rob Fergus. Intriguing properties of neural networks. In Yoshua Bengio and Yann LeCun, editors, *2nd International Conference on Learning Representations, ICLR 2014, Banff, AB, Canada, April 14-16, 2014, Conference Track Proceedings*, 2014. URL <http://arxiv.org/abs/1312.6199>.
- Zi Wang, Aws Albarghouthi, Gautam Prakriya, and Somesh Jha. Interval universal approximation for neural networks. *Proc. ACM Program. Lang.*, 6(POPL), January 2022. doi: 10.1145/3498675. URL <https://doi.org/10.1145/3498675>.
- Tsui-Wei Weng, Huan Zhang, Hongge Chen, Zhao Song, Cho-Jui Hsieh, Luca Daniel, Duane S. Boning, and Inderjit S. Dhillon. Towards fast computation of certified robustness for ReLU networks. In *Proceedings of the 35th International Conference on Machine Learning (ICML'18)*, volume 80 of *PMLR*, pages 5273–5282, 2018.
- Eric Wong, Frank R. Schmidt, Jan Hendrik Metzen, and J. Zico Kolter. Scaling provable adversarial defenses. In *Proceedings of the 32nd International Conference on Neural Information Processing Systems, NIPS'18*, page 8410–8419, Red Hook, NY, USA, 2018. Curran Associates Inc.
- Kaidi Xu, Zhouxing Shi, Huan Zhang, Yihan Wang, Kai-Wei Chang, Minlie Huang, Bhavya Kailkhura, Xue Lin, and Cho-Jui Hsieh. Automatic perturbation analysis for scalable certified robustness and beyond. Red Hook, NY, USA, 2020. Curran Associates Inc. ISBN 9781713829546.
- Thomas Zaslavsky. Facing up to arrangements: face-count formulas for partitions of space by hyperplanes. *Memoirs of the American Mathematical Society*, 1(154), 1975.
- Huan Zhang, Shiqi Wang, Kaidi Xu, Linyi Li, Bo Li, Suman Jana, Cho-Jui Hsieh, and J. Zico Kolter. General cutting planes for bound-propagation-based neural network verification. In *Proceedings*

of the 36th International Conference on Neural Information Processing Systems, NIPS '22, Red Hook, NY, USA, 2024. Curran Associates Inc. ISBN 9781713871088.

Liwen Zhang, Gregory Naitzat, and Lek-Heng Lim. Tropical geometry of deep neural networks. In *Proceedings of the 35th International Conference on Machine Learning (ICML'18)*, volume 80 of *PMLR*, pages 5824–5832, 2018.

Appendix A. Appendix

A.1. Appendix to Section 3

To prove that ACYCLIC 2-DISCONNECTION is NP-hard, we reduce from the following problem.

3-UNIFORM HYPERGRAPH 2-COLORING

Input: A 3-uniform hypergraph $H = (V, E)$, that is, $|e| = 3$ for all $e \in E$.

Question: Is there a 2-coloring of the nodes V such that no hyperedge is monochromatic?

Theorem 19 ACYCLIC 2-DISCONNECTION is NP-hard.

Proof We give a reduction from 3-UNIFORM HYPERGRAPH 2-COLORING which is NP-hard (Lovász, 1973). Let $H = (V, E)$ be a 3-uniform hypergraph with $|V| = n$ and $|E| = m$. We construct a digraph $D = (U, A)$ as follows: For each $i \in \{0, 1\}$, we define a node set U_i with the $n + 2m$ nodes

$$U_i := \{v_i \mid v \in V\} \cup \bigcup_{e \in E} \{e_i, e'_i\}.$$

Moreover, for each node $v \in V$, we define a node set X_v with the $2 \deg(v) + 2$ nodes

$$X_v := \{x_v, x'_v\} \cup \{x_{v,e,0}, x_{v,e,1} \mid e \in E, v \in e\}.$$

Finally, we define the node set $Q := \{q_{e,i}, q'_{e,i} \mid e \in E, i \in \{0, 1\}\}$ and let

$$U := U_0 \cup U_1 \cup \bigcup_{v \in V} X_v \cup Q.$$

The arc set A is defined as follows: For $i \in \{0, 1\}$, we connect the nodes in U_i with $2(|U_i| - 1)$ arcs to a strongly connected path, that is, for an arbitrary ordering $b_1, \dots, b_{|U_i|}$ of the nodes in U_i , we insert the arcs (b_j, b_{j+1}) and (b_{j+1}, b_j) for each $j \in [|U_i| - 1]$. Analogously, we also connect all nodes in X_v for each $v \in V$ to a strongly connected path. Moreover, for each $v \in V$, we insert the cyclic arcs $(v_0, x_v), (x_v, v_1), (v_1, x'_v)$, and (x'_v, v_0) . Finally, for each hyperedge $e = \{u, v, w\} \in E$ and each $i \in \{0, 1\}$, we insert the arcs

- $(q_{e,i}, q'_{e,i})$ and $(q'_{e,i}, q_{e,i})$,
- $(x_{u,e,i}, e_i), (e_i, q_{e,i}), (q_{e,i}, e'_i)$, and $(e'_i, x_{u,e,i})$, and
- $(x_{v,e,i}, q_{e,i}), (q_{e,i}, x_{w,e,i}), (x_{w,e,i}, q'_{e,i})$, and $(q'_{e,i}, x_{v,e,i})$.

Overall, the constructed digraph D contains $O(n + m)$ many nodes and arcs.

For the correctness, assume first that there is a 2-coloring of the nodes of H such that no hyperedge is monochromatic and let $V_i \subseteq V$ denote the set of nodes with color i . We construct a solution $A' \subseteq A$ for D as follows: For each $v \in V_0$, A' contains the arcs (x_v, v_1) and (v_1, x'_v) , and for each $v \in V_1$, A' contains the arcs (v_0, x_v) and (x'_v, v_0) . Clearly, these arcs are acyclic. Further, consider a hyperedge $e = \{u, v, w\} \in E$. Since e is not monochromatic, it follows that exactly one of its nodes is colored with one of the two colors, say 0 (the other case is analogous), and the two other nodes have color 1. If u is colored 0, then A' contains the arcs $(x_{u,e,1}, e_1), (e'_1, x_{u,e,1}), (e_0, q_{e,0})$, and $(q_{e,0}, e'_0)$. If v has color 0 (the case where w has color 0 is analogous), then A' contains the arcs $(x_{u,e,0}, e_0), (e'_0, x_{u,e,0}), (x_{v,e,1}, q_{e,1}), (q_{e,1}, x_{v,e,1}), (x_{w,e,0}, q'_{e,0})$, and $(q_{e,0}, x_{w,e,0})$. It

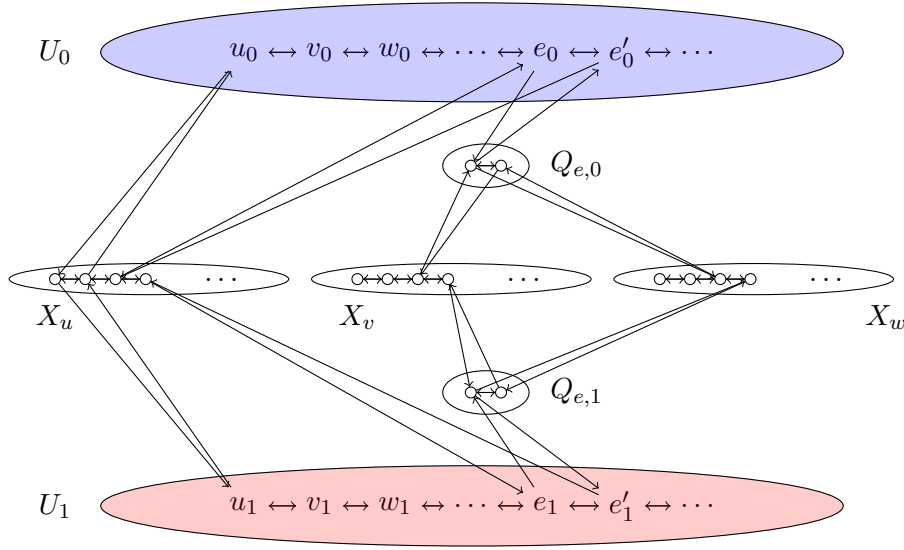


Figure 3: The encoding of one hyperedge $\{u, v, w\} \in E$ in the digraph D . The cyclic directed paths connecting X_v respectively X_w with U_0 and U_1 are not drawn in order to not overload the figure.

can easily be verified that A' is acyclic. Moreover, $(U, A \setminus A')$ is not weakly connected since e.g. all nodes in X_v with $v \in V_0$ are disconnected from all nodes in U_1 .

Conversely, assume that there is a solution $A' \subseteq A$ for D . First, observe that in $D' := (U, A \setminus A')$ all nodes in U_0 are weakly connected (since they are strongly connected in D). The same holds for U_1 and for each X_v , $v \in V$. Moreover, for each $v \in V$, the set X_v is weakly connected to exactly one of the sets U_0 or U_1 . To see this, note that X_v cannot be disconnected from both U_0 and U_1 due to the cycle involving the nodes x_v and x'_v . It follows that also no X_v can be weakly connected to both U_0 and U_1 since then D' would be weakly connected because also each node in Q is connected to some X_v due to its cyclic connections. Hence, we assign each node $v \in V$ the color $i \in \{0, 1\}$ if and only if X_v is weakly connected to U_i .

It remains to check that each hyperedge $e = \{u, v, w\} \in E$ is not monochromatic. Assume the contrary, that is, X_u , X_v , and X_w are weakly connected to (wlog) U_0 . Then, by construction, also $q_{e,1}$ and $q'_{e,1}$ are weakly connected to U_0 . Since X_u is not weakly connected to U_1 and therefore A' contains $(x_{u,e,1}, e_1)$ and $(e'_1, x_{u,e,1})$, it follows that e_1 is weakly connected to $q_{e,1}$, since otherwise A' would not be acyclic. Therefore, e_1 is also weakly connected to U_0 , which yields a contradiction since then D' would be weakly connected. \blacksquare

We remark that our reduction implies a running time lower bound based on the Exponential Time Hypothesis⁵ (ETH). As discussed by [Kratsch and Le \(2016\)](#), there is no algorithm solving a 3-UNIFORM HYPERGRAPH 2-COLORING-instance (V, E) in $2^{o(|E|)}$ time assuming ETH. Our polynomial-time reduction in the proof of Theorem 19 constructs a digraph D of size $O(|V| + |E|)$. Notice that $O(|V| + |E|) \subseteq O(|E|)$ since we can assume $|V| \leq 3|E|$ (isolated nodes can trivially be removed). Hence, any algorithm solving ACYCLIC 2-DISCONNECTION in $2^{o(|D|)}$ time would imply a $2^{o(|E|)}$ -time algorithm for 3-UNIFORM HYPERGRAPH 2-COLORING.

5. The Exponential Time Hypothesis asserts that 3-SAT cannot be solved in $2^{o(n)}$ time where n is the number of Boolean variables in the input formula ([Impagliazzo and Paturi \(2001\)](#)).

Corollary 20 ACYCLIC 2-DISCONNECTION *cannot be solved in $2^{o(|D|)}$ time unless the ETH fails.*

Proof of Theorem 6. Containment in NP is easy: The set I_C of a cell C with $\text{rank}(\mathbf{W}_C) < d$ serves as a certificate.

For the NP-hardness, we reduce from ACYCLIC 2-DISCONNECTION which is NP-hard by Theorem 19. For a given digraph $D = (V = \{v_1, \dots, v_n\}, A = \{a_1, \dots, a_m\})$, we construct the matrix $\mathbf{W} \in \mathbb{R}^{m \times (n-1)}$ as follows: For every arc $a_\ell = (v_i, v_j) \in A$, we add the row vector $\mathbf{w}_\ell \in \mathbb{R}^{n-1}$ with

$$(\mathbf{w}_\ell)_k := \begin{cases} 1, & k = i \\ -1, & k = j \\ 0, & \text{else} \end{cases}.$$

For the correctness, assume first that there is a solution $A' \subseteq A$ for D . Let $I' := \{i \mid a_i \in A'\} \subseteq [m]$. We claim that there is a cell $C \in \mathcal{C}_{\mathbf{W}}$ with $I_C \subseteq [m] \setminus I'$. To see this, let $\pi \in \mathcal{S}_n$ be a permutation with $\pi(i) < \pi(j)$ for each $(v_i, v_j) \in A'$. Such a permutation exists since A' is acyclic. Let $x_n := 0$ and let $\mathbf{x} \in \mathbb{R}^{n-1}$ be such that $x_{\pi(1)} < x_{\pi(2)} < \dots < x_{\pi(n)}$. Then, no neuron $i \in I'$ corresponding to an arc $a_i = (v_j, v_\ell) \in A'$ is active at \mathbf{x} since

$$\langle \mathbf{w}_i, \mathbf{x} \rangle = \begin{cases} x_j - x_\ell, & j \neq n \wedge \ell \neq n \\ -x_\ell, & j = n \\ x_j, & \ell = n \end{cases} < 0.$$

Hence, \mathbf{x} is contained in some cell C with $I_C \subseteq [m] \setminus I'$. Now, since $(V, A \setminus A')$ is not weakly connected, it follows that $\text{rank}(\mathbf{W}_C) < n - 1$. To see this, note that there must be a node $v_i \in V$ that is not weakly connected to v_n , that is, there is no undirected path from v_i to v_n . If $\text{rank}(\mathbf{W}_C) = n - 1$, then there exists a linear combination $\sum_{j \in I_C} c_j \mathbf{w}_j = \mathbf{e}_i$ of the i -th unit vector in \mathbb{R}^{n-1} . But this implies the existence of an undirected path from v_i to v_n corresponding to some arcs in $\{a_j \mid c_j \neq 0\}$, which yields a contradiction. To see this, note first that $(\mathbf{e}_i)_i = 1$ implies that $c_j \neq 0$ for some $j \in I_C$ such that $(\mathbf{w}_j)_i \neq 0$. Clearly, $a_j = (v_i, v_n)$ or $a_j = (v_n, v_i)$ is not possible. Hence, a_j must be an arc between v_i and some $v_k \neq v_n$. But then, we have $(c_j \mathbf{w}_j)_k \neq 0$, whereas $(\mathbf{e}_i)_k = 0$. Therefore, there exists another $j' \in I_C$ such that $c_{j'} \neq 0$ and $(\mathbf{w}_{j'})_k \neq 0$. Again, it is not possible that $a_{j'} = (v_k, v_n)$ or $a_{j'} = (v_n, v_k)$. However, since I_C is finite, repeating this argument yields a contradiction.

For the reverse direction, let $C \in \mathcal{C}_{\mathbf{W}}$ be a cell with $\text{rank}(\mathbf{W}_C) < n - 1$. Then, there exists a point $\mathbf{x} \in C$. Now, let $i \in [m] \setminus I_C$ be a neuron corresponding to arc $a_i = (v_j, v_\ell)$ that is not active at \mathbf{x} . Then, this implies that $x_j - x_\ell < 0$ if $j < n$ and $\ell < n$. If $j = n$, then this implies $x_\ell > 0$ and if $\ell = n$, then this implies $x_j < 0$. Hence, (V, A') with $A' := \{a_i \mid i \in [m] \setminus I_C\}$ is acyclic since any cycle would lead to a contradiction. Now, we claim that $(V, A \setminus A')$ cannot be weakly connected. Otherwise, there exists an undirected path from each v_i , $i \in [n - 1]$ to v_n . Let $v_i = v_{j_0}, v_{j_1}, \dots, v_{j_t} = v_n$ be the nodes of such a path along the arcs $a_{\ell_1}, \dots, a_{\ell_t}$. Then, there exists the linear combination $\sum_{k=1}^t c_k \mathbf{w}_{\ell_k} = \mathbf{e}_i$, where $c_k := 1$ if $a_{\ell_k} = (v_{j_{k-1}}, v_{j_k})$ and $c_k := -1$ if $a_{\ell_k} = (v_{j_k}, v_{j_{k-1}})$. But this implies $\text{rank}(\mathbf{W}_C) = n - 1$, which yields a contradiction. ■

A.2. Appendix to Section 4

Proof of Lemma 9

We use strong duality of linear programming. To that end, let $\mathbf{A} \in \mathbb{R}^{m \times d}$, $\mathbf{p} \in \mathbb{R}^m$ such that $C = \{\mathbf{x} \in \mathbb{R}^d \mid \langle \mathbf{a}, \mathbf{x} \rangle \geq \mathbf{p}\}$ and let $\mathbf{W} := (\mathbf{w}_1, \dots, \mathbf{w}_n)^T \in \mathbb{R}^{n \times d}$ and $\mathbf{b} \in \mathbb{R}^n$. Let $\varepsilon > 0$, then, since $C \subseteq \bigcup_{i=1}^n H_{\mathbf{w}_i, b_i}^+$, it follows that the set

$$\{\mathbf{x} \in \mathbb{R}^d \mid -\langle \mathbf{w}, \mathbf{x} \rangle \geq -(\mathbf{b} + \varepsilon \mathbf{1}), \langle \mathbf{a}, \mathbf{x} \rangle \geq \mathbf{p}\} \subseteq \{\mathbf{x} \in \mathbb{R}^d \mid -\langle \mathbf{w}, \mathbf{x} \rangle > -\mathbf{b}, \langle \mathbf{a}, \mathbf{x} \rangle \geq \mathbf{p}\}$$

is empty and hence the following linear program does not admit a feasible solution.

$$\begin{array}{ll} \min_{\mathbf{x}} & 0 \\ \text{s.t.} & \langle \mathbf{a}, \mathbf{x} \rangle \geq \mathbf{p} \\ & -\langle \mathbf{w}, \mathbf{x} \rangle \geq -(\mathbf{b} + \varepsilon \mathbf{1}) \end{array}$$

By strong duality, the dual linear program

$$\begin{array}{ll} \max_{(\mathbf{y}, \mathbf{z})} & -(\mathbf{b} + \varepsilon \mathbf{1})^T \mathbf{y} + \mathbf{p}^T \mathbf{z} \\ \text{s.t.} & \mathbf{z}^T \mathbf{A} - \mathbf{y}^T \mathbf{W} = \mathbf{0} \\ & \mathbf{y}, \mathbf{z} \geq \mathbf{0} \end{array}$$

has either no feasible solution or its objective value is unbounded. Since $\mathbf{y} = \mathbf{0}$ and $\mathbf{z} = \mathbf{0}$ yields a feasible solution, the latter is the case. In particular, there is a ray ρ of the cone $\{(\mathbf{y}, \mathbf{z}) \in \mathbb{R}^{n+m} \mid \mathbf{z}^T \mathbf{A} - \mathbf{y}^T \mathbf{W} = \mathbf{0}, \mathbf{y}, \mathbf{z} \geq \mathbf{0}\}$ such that the objective value is unbounded on ρ . The dimension of the subspace $\{(\mathbf{y}, \mathbf{z}) \in \mathbb{R}^{n+m} \mid \mathbf{z}^T \mathbf{A} - \mathbf{y}^T \mathbf{W} = \mathbf{0}\}$ is at least $n + m - d$. Therefore, ρ as a 1-dimensional subspace lies in the intersection of at least $n + m - d - 1$ many hyperplanes of the form $\{(\mathbf{y}, \mathbf{z}) \in \mathbb{R}^{n+m} \mid (\mathbf{y}, \mathbf{z})_i = 0\}$ and hence in the intersection of at least $n - d - 1$ many hyperplanes of the form $\{(\mathbf{y}, \mathbf{z}) \in \mathbb{R}^{n+m} \mid y_i = 0\}$. Let $B \subseteq [n]$ be the set of size at least $n - d - 1$ such that $\rho \subseteq \bigcap_{i \in B} \{(\mathbf{y}, \mathbf{z}) \in \mathbb{R}^{n+m} \mid y_i = 0\}$ (this can be computed in polynomial time; see, e.g., (Schrijver, 1986, Corollary 14.1g)) and $A := [n] \setminus B$ its complement.

It follows that $|A| \leq d + 1$ and that the objective value of the following LP is still unbounded.

$$\begin{array}{ll} \max_{(\mathbf{y}, \mathbf{z})} & -(\mathbf{b} + \varepsilon \mathbf{1})^T \mathbf{y} + \mathbf{p}^T \mathbf{z} \\ \text{s.t.} & \mathbf{z}^T \mathbf{A} - \mathbf{y}_A^T \mathbf{W}_A = \mathbf{0} \\ & \mathbf{y}, \mathbf{z} \geq \mathbf{0} \end{array}$$

Again, by strong duality, this implies that the set

$$\{\mathbf{x} \in \mathbb{R}^d \mid -\mathbf{W}_A \mathbf{x} \geq -(\mathbf{b}_A + \varepsilon \mathbf{1}_A), \langle \mathbf{a}, \mathbf{x} \rangle \geq \mathbf{p}\}$$

is empty. Since $\varepsilon > 0$ was arbitrary, it follows that also the set

$$\{\mathbf{x} \in \mathbb{R}^d \mid -\mathbf{W}_A \mathbf{x} > \mathbf{b}_A, \langle \mathbf{a}, \mathbf{x} \rangle \geq \mathbf{p}\}$$

is empty, which means that $C \subseteq \bigcup_{i \in A} H_{\mathbf{w}_i, b_i}^+$, proving the claim. ■

Proof of Theorem 10

Lemma 21 *Algorithm 1 is correct.*

Proof Assume that the algorithm outputs some $\mathbf{x} \in \mathbb{R}^d$. If \mathbf{x} was returned in Line 1 or Line 2, then this is clearly correct since either no cell has rank d or there is a rank-0 cell. If \mathbf{x} was returned by some call of FindCell (Algorithm 2) in Line 4, then this is correct since $\text{rank}(W_{\mathbf{x}}) \leq \text{rank}(\{\mathbf{c}_i\}_{i \in [n]}) < d$, where $W_{\mathbf{x}} := \{\mathbf{w}_i \in W \mid \mathbf{w}_i \mathbf{x} + b_i \geq 0\}$. The second inequality holds since otherwise the algorithm would have returned “No” in Line 1. For the first inequality, we first observe the invariant that $W \setminus \text{span}(C) \subseteq M \subseteq W$ holds at any time during execution of FindCell. This is clear for the initial call of FindCell in Line 3 in Algorithm 1. Also, within FindCell the property holds after Line 3 and for the recursive calls in Line 7. Now, $\text{rank}(W_{\mathbf{x}}) \leq \text{rank}(C)$ holds since $\mathbf{m}_i \mathbf{x} + b_i < 0$ for all $i \in [m]$ implies that $W_{\mathbf{x}} \cap M = \emptyset$, and thus, by our invariant, we have $C \subseteq W_{\mathbf{x}} \subseteq \text{span}(C)$.

For the opposite direction, assume that there is an $\mathbf{x} \in \mathbb{R}^d$ such that $k := \text{rank}(W_{\mathbf{x}}) < d$. If $k = 0$, then Algorithm 1 correctly returns some point of a rank-0 cell in Line 2. If $k > 0$, then $W_{\mathbf{x}}$ contains at least one vector \mathbf{w}_i . We claim that the call of FindCell in Line 3 will correctly return some point from a cell with rank at most k . To this end, we show that FindCell(C, P, M, B) (Algorithm 2) returns a correct point whenever $C \subseteq W_{\mathbf{x}}$. Clearly, if $\text{rank}(C) = k$, then \mathbf{x} satisfies the conditions in Line 4 since $C \subseteq W_{\mathbf{x}}$, and thus $W_{\mathbf{x}} \subseteq \text{span}(C)$ while $M \subseteq W \setminus \text{span}(C)$ (due to Line 3 and the invariant on M). Hence, FindCell returns a correct point in this case.

Now consider the case $\text{rank}(C) < k$. If some point is returned in Line 4, then this is correct (as already shown above). If no point satisfies the conditions in Line 4, then it holds $\{\mathbf{x} \mid \forall i \in [n] : \mathbf{c}_i \mathbf{x} + p_i \geq 0\} \subseteq \bigcup_{i \in I} H_{\mathbf{m}_i}^+$ and by Lemma 9, we can compute the set A in Line 5. Note that $W_{\mathbf{x}} \cap \{\mathbf{m}_i \mid i \in A\} \neq \emptyset$. Hence, for at least one of the recursive calls in Line 7, it holds that $C \cup \{\mathbf{m}_i\} \subseteq W_{\mathbf{x}}$. Moreover, $\text{rank}(C \cup \{\mathbf{m}_i\}) = \text{rank}(C) + 1$ since $\mathbf{m}_i \notin \text{span}(C)$ (due to Line 3). Hence, by induction, this call will return a correct point. ■

Lemma 22 *Algorithm 1 runs in $O((d+1)^d \cdot \text{poly}(S))$ time, where S denotes the input size.*

Proof Let S be the bit-length of W . Clearly, Line 1 and Line 2 can be done in $\text{poly}(S)$ time via linear programming. As regards the running time of FindCell, note first that the recursion depth is at most d since every recursive call increases the rank of C (as already discussed in the proof of Lemma 21) and the recursion terminates when rank d is reached. Moreover, each call of FindCell branches into at most $d+1$ recursive calls, that is, the search tree has size at most $(d+1)^d$. Since all other computations within FindCell can be done in $\text{poly}(S)$ time (using linear programming and Lemma 9), we obtain the desired running time. ■

A.3. Appendix to Section 5**Proof of Theorem 12**

We reduce from the complement of 2-LAYER RELU POSITIVITY. Let $\mathbf{W}_1 \in \mathbb{R}^{n \times k}$, $\mathbf{W}_2 \in \mathbb{R}^{1 \times n}$ be an instance of 2-LAYER RELU POSITIVITY. Let the dimension d , the affine space A (as a basis) and the point $\mathbf{z} \in \mathbb{R}^d$ be the output of the algorithm (on input k) that exists due to the fact that $(S_d)_{d \in \mathbb{N}}$ is a reasonable sequence of sets. More precisely, let $\varepsilon > 0$ be chosen such that

$$B = B_{\varepsilon}(\mathbf{z}) := \{\mathbf{x} \in A \mid \|\mathbf{x} - \mathbf{z}\|_2 < \varepsilon\} \subseteq S_d.$$

Let $P: \mathbb{R}^d \rightarrow A$ be the orthogonal projection to A and $T: A \rightarrow \mathbb{R}^k$ an isometric isomorphism obtained by mapping the normalized basis of A to the standard basis of \mathbb{R}^k . The composition $(T \circ P): \mathbb{R}^d \rightarrow \mathbb{R}^k$ is an affine map and let it be given by a matrix $\mathbf{A} \in \mathbb{R}^{k \times d}$ and a vector $\mathbf{b} \in \mathbb{R}^k$. Then, $\widetilde{\mathbf{W}}_2 := \mathbf{W}_2$, $\widetilde{\mathbf{W}}_1 := \mathbf{W}_1 \cdot \mathbf{A}$, $\widetilde{\mathbf{b}}_1 := \mathbf{W}_1 \cdot \mathbf{b} - \mathbf{W}_1 \cdot \mathbf{A} \cdot \mathbf{z}$, $\widetilde{b}_2 := t$ form an instance of 2-LAYER RELU (S, t) -VERIFICATION and it holds that

$$\mathbf{W}_2 \cdot \phi_{\mathbf{W}_1}(\langle \mathbf{a}, \mathbf{x} \rangle + \mathbf{b}) > 0 \iff \widetilde{\mathbf{W}}_2 \cdot \phi_{\widetilde{\mathbf{W}}_1, \widetilde{\mathbf{b}}_1}(\mathbf{z} + \mathbf{x}) + \widetilde{b}_2 > t. \quad (1)$$

For the correctness of the reduction, assume that there is a $\mathbf{y} \in \mathbb{R}^k$ such that $\mathbf{W}_2 \cdot \phi_{\mathbf{W}_1}(\mathbf{y}) > 0$. Then, by the positive homogeneity of the map $\mathbf{x} \mapsto \mathbf{W}_2 \cdot \phi_{\mathbf{W}_1}(\mathbf{x})$, we also have that $\mathbf{W}_2 \cdot \phi_{\mathbf{W}_1}(\mathbf{y}') > 0$ for $\mathbf{y}' := \frac{\varepsilon}{2} \frac{\mathbf{y}}{\|\mathbf{y}\|}$. Since T is an isometric isomorphism, there is an $\mathbf{x} \in A$ with $\|\mathbf{x}\| = \frac{\varepsilon}{2}$ such that $T(\mathbf{x}) = \mathbf{y}'$. Hence, $\mathbf{z} + \mathbf{x} \in B \subseteq S_d$ and Equation (1) implies that $\widetilde{\mathbf{W}}_2 \cdot \phi_{\widetilde{\mathbf{W}}_1, \widetilde{\mathbf{b}}_1}(\mathbf{z} + \mathbf{x}) + \widetilde{b}_2 > t$.

Conversely, if there is an $\mathbf{x} \in S_d$ such that $\widetilde{\mathbf{W}}_2 \cdot \phi_{\widetilde{\mathbf{W}}_1, \widetilde{\mathbf{b}}_1}(\mathbf{x}) + \widetilde{b}_2 > t$, then Equation (1) implies that $\mathbf{W}_2 \cdot \phi_{\mathbf{W}_1}(\mathbf{A}(\mathbf{x} - \mathbf{z}) + \mathbf{b}) > 0$, concluding the proof. \blacksquare

Proof of Lemma 14 a) If there is a $\mathbf{v}^+ \in \mathbb{R}^d$ with $f_0(\mathbf{v}^+) = a > 0$, then for all $b \in [0, \infty)$ it holds that $f_0(\frac{b}{a}\mathbf{v}^+) = b$ due to positive homogeneity of f_0 (analogously for all $b \in (-\infty, 0]$ with \mathbf{v}^-). The other direction is trivial.

b) We start with some preliminary observations. First, there is a constant $C \in \mathbb{R}$ that only depends on the weights and biases of f such that $\|f - f_0\|_\infty \leq C$ (Hertrich et al. (2021) Proposition 2.3). Moreover, due to continuity of f it holds that f is surjective if and only if for every $a < b \in \mathbb{R}$ there are $a', b' \in \mathbb{R}$ with $a' < a$ and $b' > b$ such that $a', b' \in f(\mathbb{R}^d)$.

Now, for the first direction, assume that f is surjective. Then there are $a < -C$ and $b > C$ such that $a, b \in f(\mathbb{R}^d)$. Since $\|f - f_0\|_\infty \leq C$, it follows that there are \mathbf{v}^+ and \mathbf{v}^- with $f_0(\mathbf{v}^+) > 0$ and $f_0(\mathbf{v}^-) < 0$, implying with a) that f_0 is surjective.

For the converse direction, let $a < 0 < b$. By surjectivity of f_0 , we have that $a - 2C \in f_0(\mathbb{R}^d)$ and $b + 2C \in f_0(\mathbb{R}^d)$. Hence, since $\|f - f_0\|_\infty \leq C$, it follows that there are $a' < a$ and $b' > b$ such that $a', b' \in f(\mathbb{R}^d)$, implying surjectivity of f .

c) Follows directly from a) and Observation 3. \blacksquare

Proof of Lemma 16 We define the sets $I^+ := \{i \in [n] \mid (\mathbf{W}_2)_i = 1\}$ and $I^- := [n] \setminus I^+$ and let $\mathbf{w}_1, \dots, \mathbf{w}_n$ be the rows of \mathbf{W}_1 .

First, we can assume that for any $\mathbf{v} \in \mathbb{R}^d$ there is at most one $i \in [n]$ such that $\mathbf{w}_i \in \text{pos}(\mathbf{v}) := \{\lambda \mathbf{v} \mid \lambda \geq 0\}$. To see this, let $\mathbf{w}_i \in \text{pos}(\mathbf{w}_j)$ for some $i, j \in [n]$. If $i, j \in I^+$, then we can simply delete the rows \mathbf{w}_i and \mathbf{w}_j and add a new row $\mathbf{w}_i + \mathbf{w}_j$ without changing the map f (clearly the same works for $i, j \in I^-$). If $i \in I^+$ and $j \in I^-$, then we can delete the rows \mathbf{w}_i and \mathbf{w}_j and, if $\|\mathbf{w}_j\|_2 \leq \|\mathbf{w}_i\|_2$, add a new row $\mathbf{w}_i - \mathbf{w}_j$ with output weight 1 or add a new row $\mathbf{w}_j - \mathbf{w}_i$ with output weight -1 if $\|\mathbf{w}_i\|_2 \leq \|\mathbf{w}_j\|_2$ without changing the map f . Note that we can transform any matrix \mathbf{W}_1 to such a form in polynomial time.

Now, if for every row \mathbf{w}_j there is a row $\mathbf{w}_{j'}$ such that $\mathbf{w}_j = -\mathbf{w}_{j'}$ and $(\mathbf{W}_2)_j = -(\mathbf{W}_2)_{j'}$, it follows that f is a linear map and hence we can easily check whether it is the zero map. Otherwise, assume that for a row \mathbf{w}_j there is no such row $\mathbf{w}_{j'}$. Then \mathbf{w}_j induces a hyperplane $H_j := \{\mathbf{x} \in \mathbb{R}^d \mid \langle \mathbf{w}_j, \mathbf{x} \rangle = 0\}$ such that $\phi_{\mathbf{W}_1}$ is not linear in every open neighborhood of any $\mathbf{x} \in H_j$ and hence the map f is not linear and in particular cannot be the zero map. Thus, we can check in polynomial time whether $f = 0$.

Now in the case of $f \neq 0$, let $I_j := \{i \in [n] \mid \mathbf{w}_i \in \text{span}(\mathbf{w}_j)\}$ and note that $|I_j| \leq 2$. For $i \in [n]$, we define the hyperplane $H_i := \{\mathbf{x} \in \mathbb{R}^d \mid \langle \mathbf{w}_i, \mathbf{x} \rangle = 0\}$. By definition, there exists an $\mathbf{x} \in H_j \setminus \left(\bigcup_{i \in [n] \setminus I_j} H_i\right)$. Now, for

$$\varepsilon := \min\{1, 1/2 \min_{i \in [n] \setminus I_j} \min_{\mathbf{y} \in H_i} \|\mathbf{x} - \mathbf{y}\|_2 > 0\}$$

it holds that $\{\mathbf{x} + \delta \mathbf{w}_j, \mathbf{x} - \delta \mathbf{w}_j\} \subset \mathbb{R}^d \setminus \left(\bigcup_{i \in [n] \setminus I_j} H_i\right)$ for all $\delta \in (0, \varepsilon)$. Let $\mathbf{x}' := \mathbf{x} + \varepsilon \mathbf{w}_j$ and $\mathbf{x}'' := \mathbf{x} - \varepsilon \mathbf{w}_j$ and let $I' := \{i \in [n] \mid \langle \mathbf{w}_i, \mathbf{x}' \rangle' > 0\}$ and $I'' := \{i \in [n] \mid \langle \mathbf{w}_i, \mathbf{x}'' \rangle'' > 0\}$.

We will argue now that either in the cell $C' \in \Sigma_{\mathbf{W}_1}$ containing \mathbf{x}' or in the cell $C'' \in \Sigma_{\mathbf{W}_1}$ containing \mathbf{x}'' we find the desired \mathbf{x}^* with $f(\mathbf{x}^*) \neq 0$. Note that it is sufficient to prove that f cannot be the zero map on C' and C'' . We prove this by showing that

$$\mathbf{W}_2 \circ (\mathbf{W}_1)_{C'} - \mathbf{W}_2 \circ (\mathbf{W}_1)_{C''} \neq \mathbf{0}.$$

Note that $(I' \cup I_j) \setminus \{j\} = I''$. If $I_j = \{j\}$, then

$$\left(\sum_{i \in I' \cap I^+} \mathbf{w}_i - \sum_{i \in I' \cap I^-} \mathbf{w}_i \right) - \left(\sum_{i \in I'' \cap I^+} \mathbf{w}_i - \sum_{i \in I'' \cap I^-} \mathbf{w}_i \right) = \pm \mathbf{w}_j \neq \mathbf{0}.$$

If $I_j = \{j, j'\}$, then we have $\mathbf{w}_{j'} = -\lambda \mathbf{w}_j$ for some $\lambda > 0$ and hence

$$\left(\sum_{i \in I' \cap I^+} \mathbf{w}_i - \sum_{i \in I' \cap I^-} \mathbf{w}_i \right) - \left(\sum_{i \in I'' \cap I^+} \mathbf{w}_i - \sum_{i \in I'' \cap I^-} \mathbf{w}_i \right) = \pm \mathbf{w}_j \pm \mathbf{w}_{j'}$$

equals $\mathbf{0}$ if and only if $\lambda = 1$ and $(\mathbf{W}_2)_j = -(\mathbf{W}_2)_{j'}$, which we assumed not to be the case. \blacksquare

Proposition 23 In order to prove that POSITIVE CUT is NP-complete, we reduce from the following NP-hard problem (Bonsma et al. (2010)).

DENSEST CUT

Input: A graph $G = (V, E)$ and $t \in \mathbb{Q} \cap [0, 1]$.

Question: Is there a subset $S \subseteq V$ such that $\frac{|E(S, V \setminus S)|}{|S| \cdot |V \setminus S|} > t$?

Proposition 23 POSITIVE CUT is NP-complete.

Proof We reduce from DENSEST CUT. Let (V, E) be a graph and $t = \frac{a}{b}$ with $a < b \in \mathbb{N}$ and let $w(F) := \sum_{e \in F} w(e)$. We construct the complete graph $K_{|V|} = (V, E' := \binom{V}{2})$ with edge weights $w: E' \rightarrow \mathbb{Z}$ by

$$w(\{i, j\}) = \begin{cases} -ab & \{i, j\} \notin E \\ (b-a)b & \{i, j\} \in E \end{cases}.$$

Note that for any $S \subseteq V$, it holds that

$$\begin{aligned} w(E'(S, V \setminus S)) &= (b-a)b \cdot |E(S, V \setminus S)| - ab(|S| \cdot |V \setminus S| - |E(S, V \setminus S)|) \\ &= b^2 \cdot |E(S, V \setminus S)| - ab \cdot |S| \cdot |V \setminus S|. \end{aligned}$$

Hence, we have

$$w(E'(S, V \setminus S)) > 0 \iff \frac{b^2 \cdot |E(S, V \setminus S)|}{ab \cdot |S| \cdot |V \setminus S|} > 1 \iff \frac{|E(S, V \setminus S)|}{|S| \cdot |V \setminus S|} > \frac{a}{b} = t,$$

proving the correctness of the reduction. \blacksquare

Proof of Theorem 11 The problem is contained in NP since, by Lemma 14, it is sufficient to define a ray ρ as a certificate for positivity. Since rays are one-dimensional subspaces, they are the intersection of $d - 1$ hyperplanes corresponding to rows of \mathbf{W}_1 . Hence, the $d - 1$ rows of \mathbf{W}_1 that determine ρ form a polynomial-time verifiable certificate.

For the NP-hardness, we reduce from POSITIVE CUT. Given a weighted graph $(G = (V, E), w)$ with $V = [d]$ and $|E| = n$, we define the matrices $\mathbf{W}_1 \in \mathbb{R}^{2n \times d}$ and $\mathbf{W}_2 \in \mathbb{R}^{1 \times 2n}$ as follows: For each $e = \{i, j\} \in E$, \mathbf{W}_1 contains two rows $\mathbf{w}_e := \mathbf{e}_i - \mathbf{e}_j$ and $\mathbf{w}'_e := -\mathbf{w}_e$. The corresponding entries of \mathbf{W}_2 are set to $w(e)$. Thus, the 2-layer ReLU neural network computes the map $f: \mathbb{R}^d \rightarrow \mathbb{R}$ with

$$f(\mathbf{x}) = \sum_{\{i,j\} \in E} w(\{i,j\}) \cdot ([x_i - x_j]_+ + [x_j - x_i]_+).$$

For the correctness, we start with some preliminary observations. For a subset $S \subseteq V$, let $\mathbf{r}_S := \sum_{i \in S} \mathbf{e}_i \in \mathbb{R}^d$ and $\mathbf{r}'_S := -\sum_{i \in V \setminus S} \mathbf{e}_i \in \mathbb{R}^d$ and note that

$$[(\mathbf{r}_S)_i - (\mathbf{r}_S)_j]_+ + [(\mathbf{r}_S)_j - (\mathbf{r}_S)_i]_+ = \begin{cases} 0, & \{i, j\} \notin E(S, V \setminus S) \\ 1, & \{i, j\} \in E(S, V \setminus S) \end{cases}$$

as well as

$$[(\mathbf{r}'_S)_i - (\mathbf{r}'_S)_j]_+ + [(\mathbf{r}'_S)_j - (\mathbf{r}'_S)_i]_+ = \begin{cases} 0, & \{i, j\} \notin E(S, V \setminus S) \\ 1, & \{i, j\} \in E(S, V \setminus S) \end{cases}$$

and therefore

$$f(\mathbf{r}_S) = f(\mathbf{r}'_S) = \sum_{\{i,j\} \in E(S, V \setminus S)} w(\{i,j\}) = w(E(S, V \setminus S)).$$

As regards the correctness, if (G, w) is a yes-instance, that is, there exists a subset $S \subseteq V$ with $w(E(S, V \setminus S)) > 0$, then $f(\mathbf{r}_S) > 0$.

Conversely, assume that there is a $\mathbf{v} \in \mathbb{R}^d$ with $f(\mathbf{v}) > 0$. Let $\pi \in \mathcal{S}_{d+1}$ be a permutation such that $v_{\pi(1)} \leq v_{\pi(2)} \leq \dots \leq v_{\pi(d+1)}$, where $v_{d+1} := 0$. Since all hyperplanes defined by hidden neurons are of the form $\{\mathbf{x} \in \mathbb{R}^d \mid x_i = x_j\}$ for some i and j , the map $\phi_{\mathbf{W}_1}$ is linear within the pointed d -dimensional cone

$$C := \{\mathbf{x} \in \mathbb{R}^d \mid x_{\pi(1)} \leq \dots \leq x_{\pi(d+1)}\} = \bigcap_{i=1}^d \{\mathbf{x} \in \mathbb{R}^d \mid x_{\pi(i)} \leq x_{\pi(i+1)}\},$$

where again $x_{d+1} := 0$. Hence, by linearity of the output layer and Observation 3, the value $f(\mathbf{v})$ is a conical combination of the values of f on the ray generators of the extreme rays of C and hence

there is a ray generator \mathbf{r} in C such that $f(\mathbf{r}) > 0$. All extreme rays of C are the intersection of C and $d - 1$ hyperplanes of the form $\{\mathbf{x} \in \mathbb{R}^d \mid x_{\pi(i)} = x_{\pi(i+1)}\}$. We denote these rays by

$$\rho_k := \{\mathbf{x} \in \mathbb{R}^d \mid x_{\pi(1)} = \dots = x_{\pi(k-1)} \leq x_{\pi(k)} = \dots = x_{\pi(d+1)}\}$$

for $k \in [d]$. Let $k \in [d]$ and $S_k := \{\pi(k), \dots, \pi(d+1)\}$. If $d+1 \notin S_k$, then \mathbf{r}_{S_k} generates ρ_k and otherwise \mathbf{r}'_{S_k} generates ρ_k . Since f is positive on one of these d ray generators, we can conclude that there is an $S \subseteq V$ such that $f(\mathbf{r}_S) = f(\mathbf{r}'_S) > 0$ which implies $w(E(S, V \setminus S)) > 0$. ■

Proof of Proposition 18 Given the map $f(\mathbf{x}) = \mathbf{W}_2 \cdot \phi_{\mathbf{W}_1}(\mathbf{x})$ (where $\mathbf{W}_2 \in \{-1, 1\}^{1 \times n}$), we define the sets $I^+ := \{i \in [n] \mid (\mathbf{W}_2)_i = 1\}$ and $I^- := [n] \setminus I^+$ and let $\mathbf{W} := \mathbf{W}_1$. Note that we have

$$f(\mathbf{x}) = \sum_{i \in I^+} \max\{0, \langle \mathbf{w}_i, \mathbf{x} \rangle\} - \sum_{i \in I^-} \max\{0, \langle \mathbf{w}_i, \mathbf{x} \rangle\},$$

and therefore $f = \varphi^{-1}(Z^+) - \varphi^{-1}(Z^-)$, where

$$Z^+ := \sum_{i \in I^+} \text{conv}\{\mathbf{0}, \mathbf{w}_i\} = Z(\mathbf{W}_{I^+}),$$

and

$$Z^- := \sum_{i \in I^-} \text{conv}\{\mathbf{0}, \mathbf{w}_i\} = Z(\mathbf{W}_{I^-}).$$

Note that the support functions $\varphi^{-1}(Z^+)$ and $\varphi^{-1}(Z^-)$ can only attain nonnegative values and $Z^+ \subseteq Z^-$ implies that $\varphi^{-1}(Z^+) \leq \varphi^{-1}(Z^-)$. Moreover, if for a $\mathbf{v} \in Z^+$, it holds that $\varphi^{-1}(Z^+)(\mathbf{v}) > \varphi^{-1}(Z^-)(\mathbf{v})$, then $\mathbf{v} \notin Z^-$. Therefore, there exists a $\mathbf{v} \in \mathbb{R}^d$ such that $\varphi^{-1}(Z^+)(\mathbf{v}) > \varphi^{-1}(Z^-)(\mathbf{v})$ if and only if $Z^+ \not\subseteq Z^-$. Since any two zonotopes are of this form, this concludes the proof. ■