

Predicted High-Pressure Hot Superconductivity in $\text{Li}_2\text{CaH}_{16}$ and $\text{Li}_2\text{CaH}_{17}$ Phases that Resemble the Type-II Clathrate Structure

Morgan Redington and Eva Zurek*

Department of Chemistry, State University of New York at Buffalo, Buffalo, NY 14260-3000, USA

E-mail: ezurek@buffalo.edu

Abstract

High-temperature high-pressure superconducting hydrides are typically characterized by cage-like hydrogenic lattices filled with electropositive metal atoms. Here, density functional theory based evolutionary crystal structure searches find two phases that possess these geometric features and are related to the Type-II clathrate structure. In these $Fd\bar{3}m$ $\text{Li}_2\text{CaH}_{16}$ and $R\bar{3}m$ $\text{Li}_2\text{CaH}_{17}$ phases the calcium atom occupies the larger cage and the lithium atom the smaller one. The highest superconducting critical temperatures predicted within the isotropic Eliashberg formalism, 330 K at 350 GPa for $Fd\bar{3}m$ $\text{Li}_2\text{CaH}_{16}$ and 370 K at 300 GPa for $R\bar{3}m$ $\text{Li}_2\text{CaH}_{17}$, suggest these structures fall in the class of high-energy-density quantum materials known as hot superconductors. As pressure is lowered the cage-like lattices distort with the emergence of quasimolecular hydrogenic motifs; nonetheless $\text{Li}_2\text{CaH}_{17}$ is predicted to be superconducting down to 160 GPa at 205 K.

Introduction

In 1968, Neil Ashcroft predicted that metallic hydrogen – the hypothetical ground state of the lightest element under pressure – could behave as a high-temperature superconductor.¹ Nearly four decades later Ashcroft described how the pressures required to metallize hydrogen could be decreased via addition of a second element that "chemically precompressed" the system.² As early as 2015, experimental studies supporting Ashcroft's prediction came to the fore. These included measurements of high superconducting critical temperatures (T_c s) in phases with unique stoichiometries, stable only under pressure, including H_3S ($T_c = 203$ K, 150 GPa),³ LaH_{10} ($T_c = 260$ K, 200 GPa),^{4,5} YH_9 ($T_c = 262$ K, 182 GPa),⁶ YH_6 ($T_c = 224$ K, 166 GPa),⁷ CaH_6 ($T_c = 210$ -215 K, 160-172 GPa),⁸⁻¹⁰ and CeH_9 ¹¹⁻¹³ ($T_c = 100$ K, 166 GPa). Recently, local magnetometry experiments on CeH_9 , performed via nitrogen-vacancy centers embedded within the diamond anvil, provided evidence of the Meissner effect.¹⁴

The immense pressures required to stabilize the superconducting binary hydrides can only be reached in diamond anvil cells and come coupled with experimental intricacy and expense, making theoretical calculations an appealing method to both determine systems of interest and interpret experimental results.^{15,16} Density functional theory (DFT) calculations foster accurate predictions for superconducting properties (if properly converged), and crystal structure prediction (CSP) techniques have been successful in uncovering promising synthetic targets (for unit cells that are not too complex).¹⁷ The chemical space has been thoroughly scoured for fruitful high-temperature superconducting binary hydrides.¹⁸⁻²⁰ In contrast, ternary hydrides present relatively unexplored possibilities, however predictions for this class of hydrides are significantly more challenging.²¹ The vast chemical space means that an increased number of stoichiometries must be considered for each elemental combination, with a more complex potential energy landscape that requires a greater number of structures be optimized in the CSP runs.²² To overcome these challenges, machine learning potentials have been used to roughly explore the phase diagram prior to performing more costly DFT optimizations,²³ and high-throughput calculations have been employed to study elemental substitutions on previously-discovered superconducting templates.²⁴ The introduction of a third element

could potentially be used to lower the stabilization pressure, such as in synthesized LaBeH_8 ($T_c = 110$ K, 80 GPa)²⁵ and predicted BaSiH_8 ($T_c = 71$ K, 3 GPa),²⁴ or increase the superconducting critical temperature as in the synthesized $(\text{La,Ce})\text{H}_9$ ($T_c = 148$ -178 K, 97-172 GPa)²⁶ and predicted $\text{Li}_2\text{ScH}_{20}$ ($T_c = 242$ K, 300 GPa).²⁷ The former strategy is usually accomplished by using one electropositive element and one p -block element, whereas the latter strategy usually requires the combination of two electropositive elements. Recently, superconductivity in an entropy-stabilized quaternary hydride, $(\text{La,Y,Ce})\text{H}_{10}$, has been reported with a maximum T_c of 190 K at 112 GPa.²⁸

The hydrogenic lattices of the binary hydride superconductors of an electropositive element that have very high T_c s generally assume cage-like structures within which a metal atom is encapsulated. Several stoichiometries are well known. The MH_6 sodalite-like clathrate, first exemplified by CaH_6 ,⁸⁻¹⁰ has a metal atom, M, centered in an H_{24} cage consisting of six square and eight hexagonal faces. The MH_9 structure, which surrounds the metal atom with an H_{29} cage of six irregular squares, six pentagons and six hexagons, is found in numerous rare-earth compounds including synthesized YH_9 ⁶ and CeH_9 .^{11,12,14} Further increasing the hydrogen content, MH_{10} stoichiometries, where the metal atom sits within hydrogenic polyhedra of six squares and twelve hexagons, are perhaps the most well-known owing to the synthesis of the LaH_{10} ^{4,5} superhydride. The structure of the hydrogen lattice in these MH_{10} systems is known as “AST” in the clathrate and zeolite community.²⁹ More recently, larger hydride cages have been predicted to encapsulate rare earth metals. These include MH_{18} (M=Y, La, Ce, Ac, Th) stoichiometries with cubic ($Fmmm$ and $Fddd$) space groups, possessing H_{36} cages, with a maximum predicted T_c of 329 K at 350 GPa for CeH_{18} .³⁰ Can we draw inspiration from these systems and other occurring clathrates, specifically with phases that contain two electropositive elements?

Looking across the periodic table to other cage-forming elements we encounter silicon, which is able to form large polyhedral structures of sp^3 bonded Si atoms that are filled with metal atoms, characterizing the silicon clathrates (SiCL). Two of the most well studied SiCLs are the type-I M_8Si_{24} (the Weaire-Phelan structure), which can be interpreted as two Si_{20} and 6 Si_{24} cages filled with a metal atom, and the type-II $\text{M}_{x \leq 24}\text{Si}_{136}$ structure, which is made of 16 Si_{20} and 8 Si_{28} cages

with a variable number of metal atoms that can be controlled by the synthesis conditions.^{31–35} Several of the known silicon clathrates are superconductors, for example the type-I $\text{Ba}_8\text{Si}_{46}$,³⁶ with an ambient pressure T_c of 8 K. Recent experiments report the synthesis of $(\text{Ba/La/Eu})_4\text{H}_{23}$ ^{37–39} high pressure hydrides in the type-I structure, with untested T_c s, and Lu_4H_{23} ,⁴⁰ with a T_c of 73 K at 218 GPa. Furthermore, predicted $\text{Li}_2(\text{La/Y})\text{H}_{17}$ ²⁷ both match the type-II structure, with the highest T_c being 156 K at 160 GPa for $\text{Li}_2\text{LaH}_{17}$. These structure types have also been explored for $\text{Li}_2\text{NaH}_{16}$, $\text{Li}_2\text{NaH}_{17}$, and $\text{LiNa}_3\text{H}_{23}$,⁴¹ predicting a maximum T_c of 340 K at 300 GPa for $\text{Li}_2\text{NaH}_{17}$. Prior to these structural correlations being drawn, a computational study predicted that when the MgH_{16} ⁴² structure was doped with Li, an $Fd\bar{3}m$ $\text{Li}_2\text{MgH}_{16}$ “hot superconductor”,⁴³ which differs from the type-II structure by only a single Wyckoff site, possessing a record calculated maximum T_c of 473 K at 250 GPa could be stabilized.⁴³

Herein, through careful DFT calculations we investigated if a high-temperature superconductor analogous to $\text{Li}_2\text{MgH}_{16}$,⁴³ but where Mg is replaced by Ca, could be stabilized under pressure. Because the type-I and type-II SiCL structures each possess two cages with distinct sizes, we hypothesized they would be particularly well suited templates for incorporating mixed metal atoms, and in our specific case lithium would fill the smaller cages and calcium the larger ones. Lithium is light, lending itself to strong electron-phonon coupling, with the goal of increasing T_c . Furthermore, as several Ca hydrides are synthesized or predicted superconductors, we intended to improve upon their properties with the addition of Li. With these motivations, we performed CSP searches at megabar pressures for Li_2CaH_n ($n = 10 - 20$). Both stable and metastable phases were discovered, and their electronic structures were analyzed. Two dynamically stable metallic structures, one that is a distortion of the type-II SiCL, and one that can be derived from it, were found, and electron-phonon coupling calculations were performed to estimate their isotropic Eliashberg T_c s: 330 K at 350 GPa for $Fd\bar{3}m$ $\text{Li}_2\text{CaH}_{16}$, and 205 K at 160 GPa or 370 K at 300 GPa for $R\bar{3}m$ $\text{Li}_2\text{CaH}_{17}$. This work extends the list of predicted “hot” superconducting ternary hydrides by two.

Methods

Exploratory crystal structure prediction (CSP) searches using the open-source XTALOPT^{44,45} evolutionary algorithm (EA) 12th⁴⁶ release were performed to identify stable and metastable phases. EA runs were performed for the following stoichiometries: Li_2CaH_n ($n=10-20$) and Li_2Ca at 100, 200, and 300 GPa. The initial generation consisted of random symmetric structures created by the RANDSPG algorithm.⁴⁷ Duplicate structures were identified via the XTALCOMP algorithm for removal from the breeding pool.⁴⁸ The breeding operators employed and their relative probabilities were: (i) strippl (50%), (ii) permustrain (35%), and (iii) crossover (15%). The minimum number of generated structures was set to 1500. Each structure optimization consisted of four consecutive geometry optimizations, with each increasing in precision. The final geometry optimization step of the EA search employed a cutoff energy of 400 eV and a k -grid generated using the Γ -centered Monkhorst-Pack scheme,⁴⁹ with the number of divisions along each reciprocal lattice vector chosen such that the product of this number with the real lattice constant was 30 Å. After the EA searches concluded, the three most enthalpically favored unique structures at each stoichiometry and pressure were used for further analysis.

Precise geometry optimizations, electronic structure calculations, electron localization functions (ELF), Bader charges, and first principles molecular dynamics (FPMD) simulations were performed using DFT calculations with the PBE functional as implemented in the Vienna *Ab Initio* Simulation Package (VASP).^{50,51} We employed a planewave basis set with an energy cutoff of 600 eV, along with PAW potentials⁵² where the H $1s^1$, Li $1s^2 2s^2 2p^0$ and Ca $3p^6 4s^2 3d^{0.01}$ electrons were treated explicitly in all calculations. k -meshes were generated using the Γ -centered Monkhorst-Pack scheme,⁴⁹ and the number of divisions along each reciprocal lattice vector was chosen such that the product of this number with the real lattice constant was 50 Å. All FPMD simulations were performed with a $2 \times 2 \times 2$ supercell, a single k -point at Γ , an NVT ensemble (constant number of particles, constant volume, constant temperature), Nosé-Hoover thermostat,⁵³ a 0.5 femtosecond timestep, and temperatures corresponding to the predicted T_c s. The crystal orbital Hamilton populations (COHPs) and the negative of the COHP integrated to the Fermi level

(-iCOHP) were calculated using the LOBSTER package to analyze bonding.^{54,55}

To determine if the predicted structures were dynamically stable, and obtain their zero-point energy, harmonic phonons were calculated using the supercell approach. In the supercell approach, Hellmann-Feynman forces were calculated from a supercell constructed by replicating the optimized structure wherein the atoms had been displaced, and dynamical matrices were computed using the PHONOPY code.⁵⁶ Quantum ESPRESSO (QE) was used to obtain the dynamical matrix and electron-phonon coupling (EPC) parameters.⁵⁷ H, Li, and Ca pseudopotentials obtained from the QE pseudopotential library were generated by the Vanderbilt ultrasoft method with a $1s^1$ configuration for H, a $1s^2 2s^1 2p^0$ configuration for Li, and a $3s^2 3p^6 4s^2 3d^0 4p^0$ configuration for Ca. The PBE functional was employed for all QE calculations. Plane-wave basis set cutoff energies were set to 70 Rydbergs (Ry) for all systems. The Methfessel-Paxton Brillouin-zone smearing of 0.015 Ry was applied.⁵⁸ The EPC parameter λ was calculated using Gaussian broadenings in increments of 0.005 Ry ranging from 0.005 to 0.050 Ry. A $15 \times 15 \times 15$ k -grid with a q -mesh of $5 \times 5 \times 5$ was employed for $\text{Li}_2\text{CaH}_{17}$ at 300 GPa. Subsequent calculations on $\text{Li}_2\text{CaH}_{17}$ utilized a q -mesh of $3 \times 3 \times 3$, which was found to be sufficiently converged for EPC properties (Table S7). Therefore, a $15 \times 15 \times 15$ k -grid with a q -mesh of $3 \times 3 \times 3$ was utilized for $\text{Li}_2\text{CaH}_{16}$. For $\text{Li}_2\text{CaH}_{17}$ the EPC appeared to be converged with these parameters at a broadening of 0.030 Ry, and $\text{Li}_2\text{CaH}_{16}$ converged at a broadening of 0.050 Ry. Critical temperature (T_c) values were obtained by numerical solutions of the Eliashberg equation⁵⁹ with a Coulomb repulsion parameter, μ^* , of 0.1.

Results and Discussion

Hydrogenic Motifs

Let us take a closer look at the predicted Li_2CaH_n structures, to better understand the peculiarities of their atomic configurations, and in particular the hydrogenic motifs that are so important for their superconducting properties. Based on the extensive work performed on binary high-pressure hydrides containing electropositive elements,^{20,22} it is known that the presence of H^- and H_3^- an-

ions is detrimental for superconductivity. When these are present, the hydrides are metallized via band induced broadening and overlap, resulting in a low density of states (DOS) at the Fermi level (E_F). Typically, compounds with H_2^- motifs are predicted to possess intermediate T_c s owing to the metallicity that stems from the partial filling of the antibonding $H_2 \sigma_u^*$ orbitals, and a comparatively high DOS at E_F ($N(E_F)$). However, increasing the dimensionality of the hydrogenic lattices, from 1D chains to 2D sheets to 3D extended lattices, maintains a high $N(E_F)$, and increases the number of phonon modes that can be involved in the EPC mechanism, thereby resulting in the highest predicted T_c s. For this reason, compounds with cage-like lattices that enclathrate electropositive atoms are among those with the highest computed and measured superconducting critical temperatures.

Analysis of the structures found in our CSP searches reveals these same hydrogenic motifs, and illustrates how they vary as a function of hydrogen content and pressure (Table S8). The Li_2CaH_n $n = 10 - 13$ stoichiometries were typically characterized by H^- and bent, asymmetric H_3^- units, interspersed with H_2 molecules at all pressures investigated. The most stable $n = 14 - 15$ phases featured these same motifs at 100 and 200 GPa, however by 300 GPa incomplete clathrate cages began to emerge, suggesting that both the metal to hydrogen ratio and pressure are key for clathrate formation in the high-pressure hydrides. A clathrate cage is found within Li_2CaH_{16} at 300 GPa, but it dissociates to an incomplete clathrate at 200 GPa and further to a hydrogenic lattice containing discrete H_3^- , H_2 and H^- units by 100 GPa. The global minimum Li_2CaH_{17} phase possesses a clathrate structure at both 300 and 200 GPa, but dissociates to form H_2 and H^- by 100 GPa. Within Li_2CaH_{18} and Li_2CaH_{19} incomplete clathrates are present at 300 GPa, with H_2 units interspersed within the lattice for $n = 18$. At pressures of 100 and 200 GPa, these incomplete clathrates dissociate to form H_3^- , H_2 and H^- . Lastly, Li_2CaH_{20} possesses only H_2 units at 100, 200, and 300 GPa. Our observations are in-line with a chemical pressure analysis, which illustrates that clathrate formation in the high-pressure hydrides depends on the size-match between the metal cation and the hydrogenic cluster encapsulating it.⁶⁰ We postulated that the Li_2CaH_{16} and the Li_2CaH_{17} structures could be candidates for high-temperature, and perhaps “hot” superconductivity, given the proclivity of clathrate-structure-types for large EPC values.

Ternary Phase Diagrams

The most stable structures found in the CSP searches were employed to construct 3D convex hulls (Figures S1-S3) at 100, 200 and 300 GPa at zero-temperature and within the clamped nuclei approximation. Because the compositions considered all possessed a 2:1 lithium to calcium ratio while the hydrogen content varied, 2D cuts of the generated convex hulls, corresponding to a plane of increasing H content from Li_2Ca at 100 GPa, or $2\text{Li} + \text{Ca}$ at 200 and 300 GPa were also plotted (Figure S5, S6). At 300 GPa a $\text{Li}_2\text{CaH}_{17}$ phase was predicted to be thermodynamically stable, while the structure closest to, but not on, the hull, $\text{Li}_2\text{CaH}_{16}$, lay 7 meV/atom above it (Table S2 and Figure 1). Notably, as discussed above, both of these possessed hydrogenic clathrate cages.

The zero-point-energy (ZPE) is often important in determining relative energy orderings for systems containing light elements, with the greatest potential influence on H-bearing phases, as they can have the highest frequency vibrations. For a given pressure the ZPE is affected by symmetry, with lower symmetry systems generally having larger ZPEs, and the nature of the hydrogenic motifs present within the crystal, with dihydrogen molecules having a larger ZPE than hydrogens within extended lattices such as clathrate cages. Indeed, it has been shown that the ZPE can affect the identity of the on-hull structures in high-pressure polyhydrides containing electropositive metal atoms.⁷⁰ Obtaining the ZPE necessitates performing phonon calculations, which allows for confirmation of dynamic stability, indicated by a lack of imaginary modes.

Phonon calculations, performed in the harmonic approximation, suggested that $\text{Li}_2\text{CaH}_{17}$, with a hydrogenic clathrate lattice, and Li_2CaH_n , $n = (10,12,15,18-20)$, which did not feature clathrate structures, were dynamically stable at 300 GPa. $\text{Li}_2\text{CaH}_{16}$, on the other hand, possessed two modes with imaginary frequencies. These imaginary frequencies are related to the acoustic modes, with the majority of the atomic displacement being due to hydrogen. These frequencies were found to become real and positive by 350 GPa (Figure S22), indicating stabilization due to pressure. A first-principles molecular dynamics simulation at 330 K, however, showed that the hydrogenic lattice remained intact, with no molecular H units forming. This suggests one or more of the following: the phase is dynamically stable only at finite temperature; the system may be stabilized by the inclu-

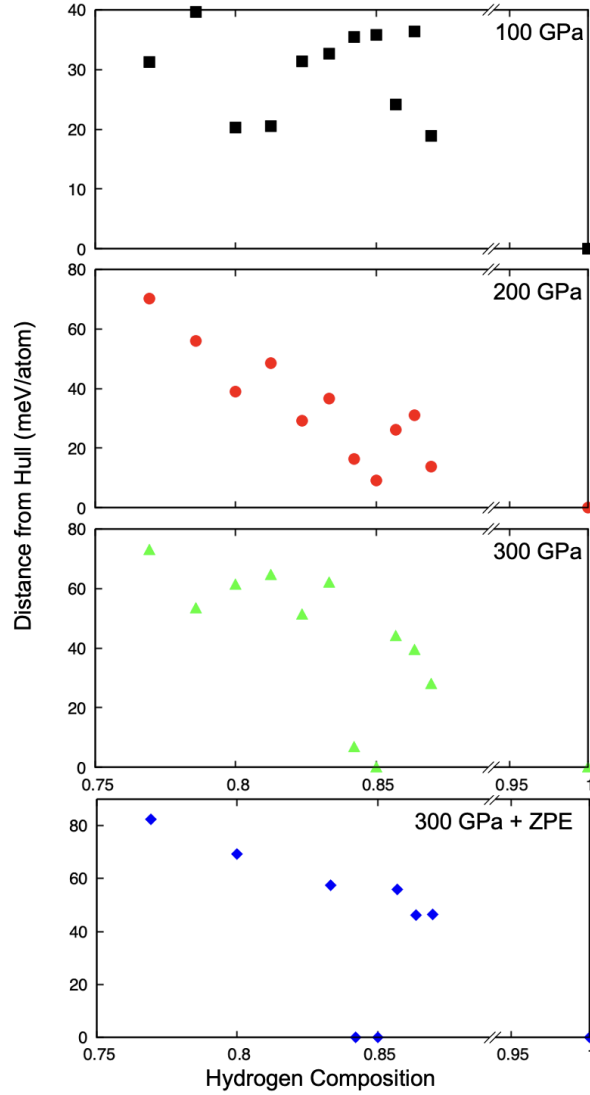


Figure 1: Distance (meV/atom) of the most stable Li_2CaH_n ($n=10-20$) structures above the convex hull at (a) 100, (b) 200, and (c,d) 300 GPa. In panel (d) the distance is calculated using the zero-temperature enthalpies and the zero-point-energy (ZPE) corrections. The pure elemental phases of Ca,^{61,62} Li,⁶³ and H,⁶⁴ optimized to the respective pressure, were used in constructing the convex hull. For binary phases the lithium hydrides LiH, LiH₂, and LiH₆,⁶⁵ LiH₉, and LiH₁₀⁶⁶ as well as the calcium hydrides CaH, CaH₂,⁶⁷ CaH₄, CaH₆,¹⁰ CaH₉,⁶⁸ CaH₁₂, Ca₂H, and Ca₃H⁶⁹ were optimized to the respective pressure. A dynamically and thermodynamically stable Li_2Ca phase was found in 100 GPa CSP searches, and used in constructing the convex hull. However, at and above 200 GPa only dynamically unstable structures were found, so the elemental phases in their correct stoichiometric amounts were employed as the enthalpy reference.

sion of anharmonicity or quantum effects; or the fineness of the grid needed to obtain real phonons is prohibitively computationally expensive. Due to the large size of the unit cell of $\text{Li}_2\text{CaH}_{16}$, and

the associated computational expense, further calculations investigating this discrepancy and determining the lower boundary of dynamic stability were not performed, and the ZPE was estimated neglecting the imaginary modes. Figure 1 (bottom panel) illustrates that inclusion of the ZPE lowered the enthalpy of $\text{Li}_2\text{CaH}_{16}$ so that it joined $\text{Li}_2\text{CaH}_{17}$ on the 300 GPa hull, but the remaining non-clathrate structures became destabilized, lying at least 40 meV/atom above the hull.

Decreasing pressure moves all of the ternary hydrides progressively further from the hull. $\text{Li}_2\text{CaH}_{16}$ shifts up to be 16 and 35 meV/atom above it, while $\text{Li}_2\text{CaH}_{17}$ is calculated to be 9 and 36 meV/atom shy of thermodynamic stability at 200 and 100 GPa, respectively. However, these compounds may still be promising at sub-300 GPa pressures, despite not laying on the hull, provided they are dynamically and thermally stable. Analysis of the zero-temperature DFT-computed enthalpies of the compounds contained in the Materials Project Database led to the estimate that $\sim 50\%$ of known inorganic crystalline materials are metastable, with a median metastability energy of 15 meV/atom and a 90th percentile of 67 meV/atom.⁷¹ For the specific case of high-pressure hydrides, whose synthesis at high-pressures in diamond anvil cells is often catalyzed by non-equilibrium processes such as thousands-of-Kelvin degree laser heating, numerous examples of synthesized DFT-metastable compounds are known. Some examples include Ca_2H_5 ,⁶⁷ which lays 20 meV/atom above the hull at 25 GPa, and various PH_n phases, which lay 30 meV/atom above the hull within the pressure range $\sim 80\text{-}225$ GPa.⁷²⁻⁷⁵

Hydrogen Clathrate Structures

Plots of the enthalpy versus pressure of the low lying structures found in our CSP searches (Figures S8, S9) showed that $Fd\bar{3}m$ $\text{Li}_2\text{CaH}_{16}$ became preferred (over other phases with this stoichiometry) above 270 GPa, while for $\text{Li}_2\text{CaH}_{17}$ the $R\bar{3}m$ structure was the most stable above 140 GPa. From the other candidates found in our EA searches, these had the lowest enthalpies up to a maximum investigated pressure of 500 GPa. The propensity for high T_c in compounds with hydrogenic clathrate lattices, the observation that $Fd\bar{3}m$ $\text{Li}_2\text{CaH}_{16}$ and $R\bar{3}m$ $\text{Li}_2\text{CaH}_{17}$ both possessed such lattices with a high degree of symmetry, and the finding that both lay on the 300 GPa convex hull upon inclusion

of the ZPE prompted us to examine them in more detail.

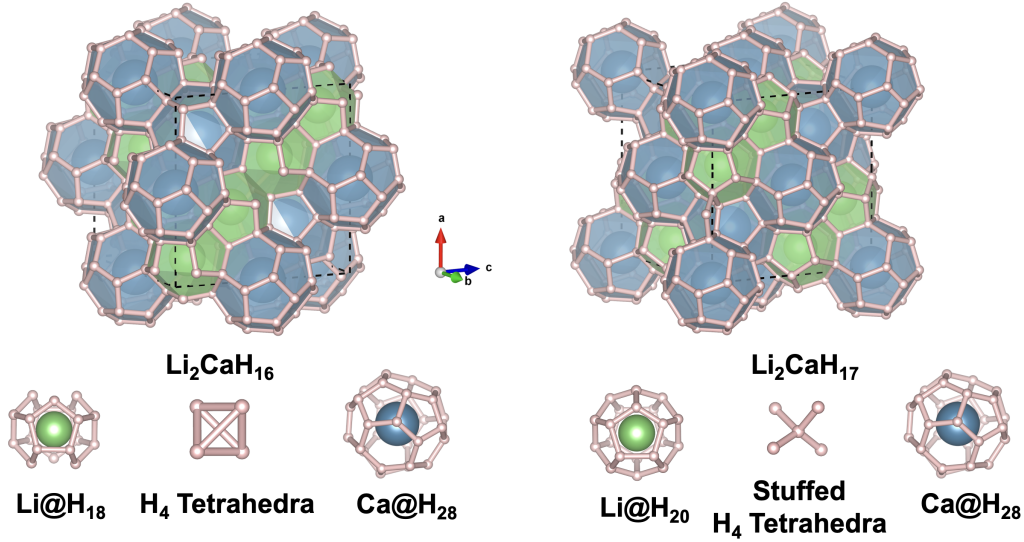


Figure 2: Crystal structures of predicted clathrate Li_2CaH_n structures. Cubic $Fd\bar{3}m$ $\text{Li}_2\text{CaH}_{16}$ has Li@H_{18} and Ca@H_{28} cages, with H_4 tetrahedra. Trigonal $R\bar{3}m$ $\text{Li}_2\text{CaH}_{17}$ (structure shown using cubic representation) has Li@H_{20} and Ca@H_{28} cages, with hydrogen stuffed H_4 tetrahedra. Calcium atoms are colored blue, lithium atoms are colored green, and hydrogen atoms are colored pink. Dashed lines represent unit cells, while the solid lines between hydrogens indicate weak bonds. Solid lines displayed for the unstuffed H_4 tetrahedra serve as a visual aid, and are not indicative of bonding.

$Fd\bar{3}m$ $\text{Li}_2\text{CaH}_{16}$ is isotypic with previously predicted $\text{Li}_2\text{MgH}_{16}$ and $\text{Li}_2\text{NaH}_{16}$.^{41,43} In it, each Ca atom lies in a cage surrounded by four hexagons and twelve pentagons, made of 28 hydrogen atoms, and each Li atom is enclathrated in an 18 atom hydrogen cage with four hexagons and five pentagons. The size of the cages around each metal atom are commensurate with their radii, with Ca nestled in the larger cage and lithium sitting in the smaller cage, as illustrated in Figure 2. At 350 GPa these polygons are highly regular, with H-H bond lengths of 1.05, 1.08, and 1.12 Å. This $Fd\bar{3}m$ symmetry lattice is markedly similar to the type-II SiCL structure, differing by a single Wyckoff position. While the clearest hydrogen motifs in $Fd\bar{3}m$ $\text{Li}_2\text{CaH}_{16}$ are the H_{18} and H_{28} cages, we can also view the structure as possessing eight H_4 tetrahedra in the conventional cell ($Z = 8$), corresponding to one H_4 tetrahedra per formula unit. These H_4 tetrahedra are centred around the missing Wyckoff position that if filled would make them isotypic to the type-II SiCL structure.

In $R\bar{3}m$ $\text{Li}_2\text{CaH}_{17}$, also shown in Figure 2, each Ca atom is surrounded by four hexagons and twelve pentagons, and each Li atom is once again found in the smaller cage, surrounded by eleven pentagons. The additional hydrogen atom in $R\bar{3}m$ $\text{Li}_2\text{CaH}_{17}$ renders the $R\bar{3}m$ phase nearly isostructural with the type-II SiCLs. In comparison with $Fd\bar{3}m$ $\text{Li}_2\text{CaH}_{16}$, $R\bar{3}m$ $\text{Li}_2\text{CaH}_{17}$ possesses H_4 tetrahedra “stuffed” with the extra hydrogen atom, which assists in completing the cage around the Li ions. The stuffed hydrogen atom may stabilize this structure by balancing the chemical pressure interactions within the lattice, as has been observed in the H-stuffed H_4 tetrahedra of LaH_{10} ,⁶⁰ or by allowing the structure to distort more readily. These distortions can be seen with the reduced symmetry of the faces comprising the polygons that make up the clathrate; each pentagon has H-H bond lengths between 1.08 and 1.14 Å, while each hexagon has H-H bond lengths between 1.02 and 1.14 Å at 300 GPa. Investigation of the $R\bar{3}m$ $\text{Li}_2\text{CaH}_{17}$ phase shows that these bonds become less uniform as pressure decreases. The $R\bar{3}m$ phase was determined to be dynamically stable down to 160 GPa, however the full clathrate structure does not persist to this pressure, due to the H-H bond lengths increasing (e.g. see ELF plot in Figure S21).

$R\bar{3}m$ $\text{Li}_2\text{CaH}_{17}$ was not anticipated to be the most stable spacegroup for this stoichiometry. Previous studies have predicted an $Fd\bar{3}m$ M_3H_{17} phase, where M is a metal atom, in compounds such as $\text{Li}_2(\text{Sc/La/Y/Na})\text{H}_{17}$.^{27,41} These $Fd\bar{3}m$ symmetry M_3H_{17} phases are isostructural with the type-II SiCL, while the $R\bar{3}m$ $\text{Li}_2\text{CaH}_{17}$ phase can be seen as a distortion of this structure. The external pressure, internal (or chemical pressure) and the number of valence electrons that are transferred from the metal atoms to the hydrogen cage, and potential metal-hydrogen interactions may be important factors driving this distortion. The external pressure most directly affects the pV (pressure-volume) term to the enthalpy, often favoring the formation of closed packed structures at higher pressures. The chemical pressure is related to the ionic radius of the metal atom and how it fits into the cage, with ions that are too-small or too-large resulting in distorted lattices.⁶⁰ The number of valence electrons that are donated from the electropositive element to the hydrogenic lattice can influence the types of hydrogenic motifs that are present,¹⁰ and the resulting H-H distances, which are also influenced by interactions such as $\text{Ca } d \rightarrow \text{H}_2 \sigma^*$ backbonding.⁶⁷ To confirm that the $R\bar{3}m$ phase is

indeed favored over $Fd\bar{3}m$, the cubic structure was built and optimized. Comparison of the 300 GPa enthalpies revealed that the $R\bar{3}m$ phase possessed a lower internal energy, U , but a higher pV term. The bonds in the $R\bar{3}m$ phase are more distorted than the highly ordered $Fd\bar{3}m$ phase, and these distortions likely contribute to the enthalpic favorability of the $R\bar{3}m$ structure for the metal atoms studied here. Furthermore, the $Fd\bar{3}m$ phase of $\text{Li}_2\text{CaH}_{17}$ was determined to be both dynamically unstable at 300 GPa, and enthalpically disfavored over the pressure range of 100-500 GPa, so it was therefore not considered for additional calculations.

Compared to molecular H-H bonds at the same pressure, the H-H bond lengths in both $R\bar{3}m$ $\text{Li}_2\text{CaH}_{17}$ and $Fd\bar{3}m$ $\text{Li}_2\text{CaH}_{16}$ are longer (Table 1). Bader analysis showed that the caged Li and Ca atoms donate charge to the nearby hydrogen atoms, which may covalently bond with one another. For $R\bar{3}m$ $\text{Li}_2\text{CaH}_{17}$ at 160 GPa, each H atom gains on average $0.16e^-$, with Ca losing $1.05e^-$ and Li donating a smaller amount of charge, $0.84e^-$. When the pressure is increased to 300 GPa, each H atom in $R\bar{3}m$ $\text{Li}_2\text{CaH}_{17}$ gains on average $0.15e^-$, while Ca loses $0.89e^-$ and Li donates $0.80e^-$. Thus, increasing pressure appears to even out the amount of charge transferred from both the formally divalent and monovalent metal atoms, perhaps because a shorter distance between the hydrogen atom and calcium can enhance the amount of backdonation between the occupied antibonding hydrogen-lattice states and the Ca d orbitals, as previously found within compressed CaH_4 ⁶⁷ and Ca-S-H ternary hydrides.⁷⁶ The Bader charges calculated for $Fd\bar{3}m$ $\text{Li}_2\text{CaH}_{16}$ at 350 GPa are similar, with H gaining $0.15e^-$ on average, and Ca and Li donating $0.90e^-$ and $0.78e^-$, respectively.

To further investigate the bonding within the hydrogenic lattice, the negative of the crystal overlap Hamiltonian population, integrated to the Fermi level (-iCOHP), was calculated for $Fd\bar{3}m$ $\text{Li}_2\text{CaH}_{16}$ and $R\bar{3}m$ $\text{Li}_2\text{CaH}_{17}$ at 350 and 300 GPa, respectively, and compared to the -iCOHP for the $C2/c$ phase of molecular hydrogen at the same pressure (Table 1). Unsurprisingly, the intermolecular -iCOHP for $C2/c$ H_2 was significantly stronger than that obtained for the shortest distance in the ternary hydrides (6.37 vs. 2.12 eV/bond, and 6.35 vs. 2.60 eV/bond, respectively). Interestingly, though the shortest intramolecular distances within $C2/c$ H_2 were nearly identical to the longest H-H bonds in $Fd\bar{3}m$ $\text{Li}_2\text{CaH}_{16}$ and $R\bar{3}m$ $\text{Li}_2\text{CaH}_{17}$, the -iCOHPs calculated for these atom pairs

Table 1: Distances and -iCOHPs for select H-H atom pairs in $Fd\bar{3}m$ $\text{Li}_2\text{CaH}_{16}$, $R\bar{3}m$ $\text{Li}_2\text{CaH}_{17}$, $C2/c$ H_2 , and $Im\bar{3}m$ CaH_6 . The edges column specifies how many bonds of that length make up the edges of hexagons and pentagons that comprise the clathrate faces.

System	Pressure (GPa)	$r_{\text{H-H}}$ (Å)	-iCOHP (eV/bond) [†]	Edges
$Fd\bar{3}m$ $\text{Li}_2\text{CaH}_{16}$	350	1.05	2.12 (2.04)	2x \hexagon
		1.08	1.67 (1.98)	6x \hexagon , 2x \pentagon
		1.12	1.44 (1.60)	1x \pentagon
$C2/c$ H_2	350	0.75	6.37	
		1.14	1.16	
$R\bar{3}m$ $\text{Li}_2\text{CaH}_{17}$	300	1.00	2.60 (2.45)	1x \hexagon
		1.03	2.09 (2.46)	2x \hexagon , 1x \pentagon
		1.08	2.32 (2.00)	2x \hexagon
		1.09	1.85 (1.83)	2x \hexagon
		1.13	1.23 (1.65)	6x \hexagon
		1.14	1.46 (1.54)	4x \hexagon , 2x \pentagon
$C2/c$ H_2	300	0.75	6.35	
		1.14	1.13	
$Im\bar{3}m$ CaH_6	300	1.15	1.33	6x \hexagon , 4x \square

[†] The -iCOHP values for a hypothetical lattice of hydrogen where no Li or Ca is present, but the H positions are unchanged are provided in parentheses.

in the clathrate cages were somewhat stronger (1.16 vs. 1.44 eV/bond, and 1.13 vs. 1.46 eV/bond, respectively). We can compare the -iCOHPs of the $\text{Li}_2\text{CaH}_{16/17}$ phases with those computed for the compressed calcium polyhydrides, in particular $Im\bar{3}m$ CaH_6 , a sodalite-like structure with a hydrogen cage. At 300 GPa, the bond measuring 1.15 Å in $Im\bar{3}m$ CaH_6 has an -iCOHP value of 1.33 eV/bond, making it slightly weaker than the 1.14 Å H-H bond in $R\bar{3}m$ $\text{Li}_2\text{CaH}_{17}$ at 300 GPa (1.46 eV/bond). Removing the alkali and alkaline earth metal atoms from the lattice, but without any further relaxation, yields a different set of -iCOHP values, illustrating how these electropositive elements affect the bonding in the hydrogen lattice. Though in some cases the interactions are strengthened and in other times they are weakened by the presence of the metal atoms, overall the -iCOHPs computed for the empty cages become more equalized with a somewhat smaller spread.

Electronic Structure and Superconductivity

$Fd\bar{3}m$ $\text{Li}_2\text{CaH}_{16}$ and $R\bar{3}m$ $\text{Li}_2\text{CaH}_{17}$ are calculated to have a high $N(E_F)$ (Figure 3), primarily of hydrogen s character, boding well for superconductivity. The contribution of the calcium states to $N(E_F)$ is intermediate, while the contribution of the lithium states is minimal. Therefore, the DOS plots are consistent with a Li^+ cation, and a not-fully-ionised calcium, resulting from the backdonation of charge from the hydrogenic lattice to the Ca d orbitals, as supported by the large amount of Ca d states at E_F . In $Fd\bar{3}m$ $\text{Li}_2\text{CaH}_{16}$ at 350 GPa and $R\bar{3}m$ $\text{Li}_2\text{CaH}_{17}$ at 300 GPa E_F lies just below a peak in the DOS, suggesting that further electron doping (*e.g.* by replacing Li via a divalent metal atom with a similar ionic radius, or Ca by a trivalent metal atom) could potentially enhance T_c . Such peaks in the DOS have previously been reported in $Fd\bar{3}m$ symmetry $\text{Li}_2\text{NaH}_{17}$ (just above E_F) and $\text{Li}_2\text{YH}_{17}$ (just below E_F) at 300 GPa.^{27,41} Assuming a full transfer of electrons from the electropositive element to the hydrogenic lattice yields three-donated-electrons in $\text{Li}_2\text{NaH}_{17}$ and four-donated-electrons in $\text{Li}_2\text{CaH}_{17}$. In both of these systems E_F sits below the peak in the DOS, so more electrons must be added. However, in $\text{Li}_2\text{YH}_{17}$, with five-donated-electrons, E_F lies just above the peak. Thus, the optimal number of electron required to maximize T_c is between four and five. We find that adding an additional $0.38 e^-$ per FU (formula unit) ($\sim 4 e^-/10$ FU) to $\text{Li}_2\text{CaH}_{16}$ at 350 GPa and an additional $0.40 e^-$ per FU ($4 e^-/10$ FU) to $\text{Li}_2\text{CaH}_{17}$ at 300 GPa would place E_F on that peak. Therefore, a quaternary compound with an approximate $\text{Li}_2\text{Ca}_{0.6}\text{M}_{0.4}\text{H}_{16/17}$ stoichiometry, where M is a trivalent metal ion such as Sc, Y, or La may potentially result in a higher T_c than those calculated here, provided the structure is dynamically stable.

The descriptors for high- T_c superconductivity – λ and the logarithmic average phonon frequency, ω_{\log} – were computed for these two phases at pressures where they were dynamically stable (Table 2). For $Fd\bar{3}m$ $\text{Li}_2\text{CaH}_{16}$, imaginary modes were absent only at 350 GPa, where this phase possessed the largest $N(E_F)$ that we computed. The large λ of 2.58 necessitated that the Eliashberg equations be solved numerically, and using a value of 0.1 for the Coulomb shielding parameter, μ^* , we obtained a T_c of 330 K for $Fd\bar{3}m$ $\text{Li}_2\text{CaH}_{16}$ at this pressure. Though this predicted T_c is over 100 K lower than that computed for the isotypic $\text{Li}_2\text{MgH}_{16}$ at 250 GPa,⁴³ it surpasses room tem-

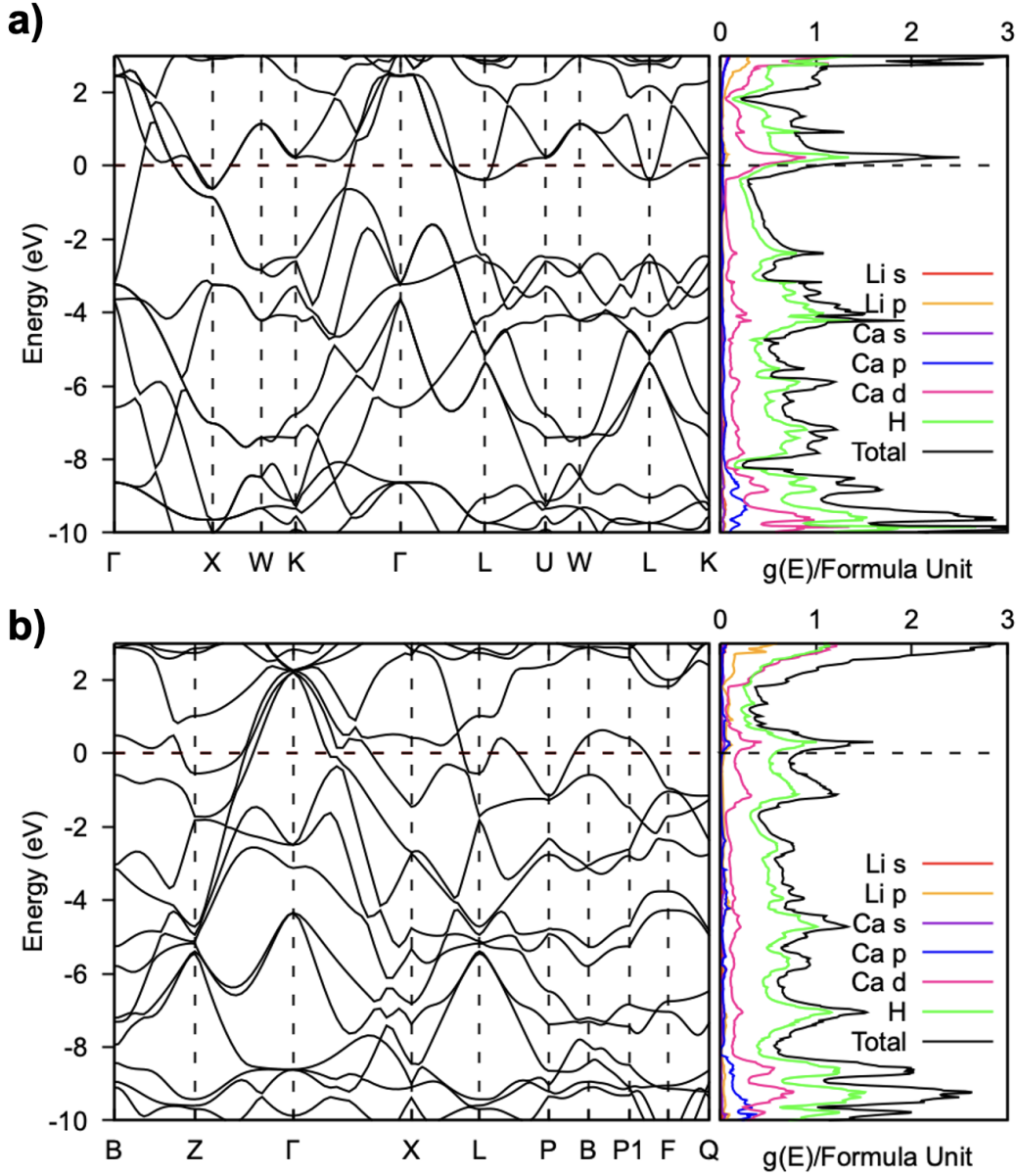


Figure 3: The electronic band structure and projected density of states, with the Fermi energy set to 0 eV for (a) $Fd\bar{3}m$ $\text{Li}_2\text{CaH}_{16}$ at 350 GPa and (b) $R\bar{3}m$ $\text{Li}_2\text{CaH}_{17}$ at 300 GPa.

perature, rendering $\text{Li}_2\text{CaH}_{16}$ a “hot” superconductor. Its phonon band structure, phonon projected densities of states and Eliashberg spectral function are shown in Figure 4(a). Because of the mass differences between the three atom types, the phonons can be well separated into regions where the contributions from a particular atom are dominant. Therefore, the total EPC could be partitioned

into contributions originating from vibrations in the low-frequency regime, projected mostly onto the calcium atoms (15%), followed by a lithium-dominant region (9%), then by the mainly hydrogenic modes above 750 cm⁻¹ (76%). No high-frequency modes indicative of the presence of molecular hydrogen units were observed, with the highest vibrational frequency being 2385 cm⁻¹, in-line with the previously computed value of 2400 cm⁻¹ for Li₂MgH₁₆ at 300 GPa.⁴³ The much higher λ of Li₂MgH₁₆ at 300 GPa compared to that of Li₂CaH₁₆ at 350 GPa (3.35 vs. 2.58) is likely in part due to the lower pressure at which it could be stabilized, as λ was shown to decrease with increasing pressure.⁴³ The larger λ and lighter mass of Mg as compared to Ca are both factors that result in the higher T_c of Li₂MgH₁₆. Another compound that resembled $Fd\bar{3}m$ Li₂CaH₁₆, $Pm\bar{3}n$ LiNa₃H₂₃ with a type-I SiCL structure, possessed a very similar $N(E_F)$, λ and therefore a very similar T_c of 310 K at 350 GPa was predicted.⁴¹

Table 2: Superconducting parameters for $Fd\bar{3}m$ Li₂CaH₁₆ and $R\bar{3}m$ Li₂CaH₁₇. T_c was calculated with $\mu^* = 0.1$, numerically solving the Eliashberg equations. The density of states at the Fermi level, $N(E_F)$, is provided in units of states/eV/formula unit, and S is the superconducting figure of merit.⁷⁷

System	Pressure (GPa)	λ	$\omega_{\log}(\text{K})$	$N(E_F)$	T_c (K)	S
$Fd\bar{3}m$ Li ₂ CaH ₁₆	350	2.58	1123	1.23	330	0.94
$R\bar{3}m$ Li ₂ CaH ₁₇	300	2.56	1312	0.99	370	1.22
$R\bar{3}m$ Li ₂ CaH ₁₇	220	3.42	922	0.84	317	1.42
$R\bar{3}m$ Li ₂ CaH ₁₇	160	1.72	1205	0.74	205	1.24

Let us now turn to $R\bar{3}m$ Li₂CaH₁₇, whose EPC was well above the threshold requiring the use of the Eliashberg formalism in the studied pressure range: 2.56 at 300 GPa and 1.72 at 160 GPa. At 300 GPa the predicted T_c , 370 K, was near the boiling point of water on Earth’s surface, rendering this another example of a “hot” superconductor. This critical temperature, while lower than that predicted for $Fd\bar{3}m$ Li₂MgH₁₆, has greatly improved upon the T_c of CaH₆. At this pressure vibrations that fell in the primarily Ca-based low frequency region contributed 15% to the total EPC, whereas Li-dominant vibrations contributed 4%, and primarily H vibrations contributed 81%. The superconducting properties of $R\bar{3}m$ Li₂CaH₁₇ can be compared directly to Li₂ScH₁₇, Li₂YH₁₇, Li₂LaH₁₇, and Li₂NaH₁₇, hydride superconductors with similar structures^{27,41} (Table S8). Li₂CaH₁₇

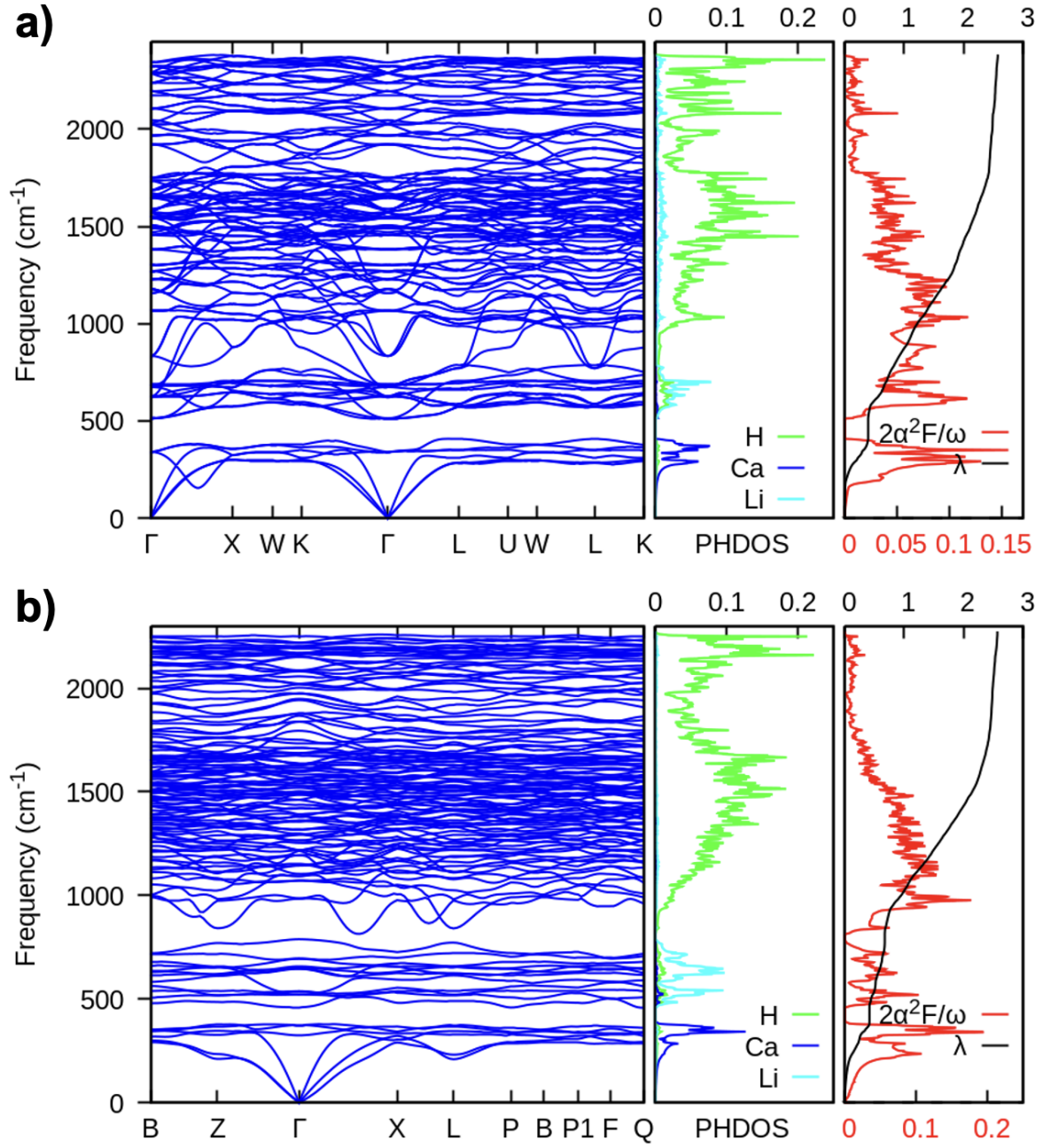


Figure 4: Phonon dispersion curves, projected phonon density of states (PHDOS), Eliashberg spectral function scaled by the frequency ($2\alpha^2F/\omega$), and the integrated electron-phonon coupling constant (λ). (a) Properties for $Fd\bar{3}m$ $\text{Li}_2\text{CaH}_{16}$ at 350 GPa. (b) Properties for $R\bar{3}m$ $\text{Li}_2\text{CaH}_{17}$ at 300 GPa.

and $\text{Li}_2\text{NaH}_{17}$ not only stand out as being better metals than $\text{Li}_2\text{ScH}_{17}$, $\text{Li}_2\text{YH}_{17}$, and $\text{Li}_2\text{LaH}_{17}$, but also have much larger EPCs, leading to much higher predicted T_c s.

Both the $N(E_F)$ and the T_c decreased with decreasing pressure for $\text{Li}_2\text{CaH}_{17}$, although λ was highest at 220 GPa, where ω_{\log} was lowest. Analysis of the structure and the ELF (Figure S7) revealed that the hydrogen clathrate is beginning to break apart into molecular units at this pressure, leading to the large increase in λ caused by the structural instability. However, these molecular units reduce T_c in-line with previously observed trends.²² The formation of molecular units becomes more pronounced as pressure decreases, and by 160 GPa 50% of the hydrogen atoms constitute H_2 or H_3^- molecules, with the other half of the hydrogens forming 9-membered rings, decreasing λ and the calculated T_c even further. The T_c for $R\bar{3}m$ $\text{Li}_2\text{CaH}_{17}$ at 160 GPa is calculated to be 205 K, surprisingly similar to that of CaH_6 ($T_c = 210\text{-}215$ K, 160-172 GPa).⁸⁻¹⁰ At 160 GPa, the limit of dynamical stability for $R\bar{3}m$ $\text{Li}_2\text{CaH}_{17}$ (Figure S14), its superconducting figure of merit,⁷⁷ $S = 1.24$, is markedly similar to that of $Im\bar{3}m$ H_3S at 150 GPa, 1.31, and somewhat larger than that of $Fd\bar{3}m$ $\text{Li}_2\text{LaH}_{17}$ at 160 GPa, 0.95.^{3,27} The highest phonon modes for $R\bar{3}m$ $\text{Li}_2\text{CaH}_{17}$ are 2275 cm^{-1} at 300 GPa and 2190 cm^{-1} at 160 GPa. These modes can be compared to the highest phonon modes for atomic metallic hydrogen at 500 GPa being approximately 2600 cm^{-1} ,⁷⁸ with those of LaH_{10} being 2300 cm^{-1} at 300 GPa^{4,5} and for CaH_6 being near 2000 cm^{-1} at 150 GPa.¹⁰

Conclusions

Previous theoretical calculations have predicted that “hot superconductors”, compounds that are superconducting at room temperature and above, may be stabilized under extreme pressures.^{30,41,43} Interest in these high-energy-density quantum materials stems from the fact that quantum behavior at atmospheric pressures is typically only observed at low temperatures. Herein, crystal structure prediction searches combined with density functional theory calculations predict two new hot superconductors, with critical temperatures, T_c s, as high as 330 K at 350 GPa for $Fd\bar{3}m$ $\text{Li}_2\text{CaH}_{16}$ and 370 K at 300 GPa for $R\bar{3}m$ $\text{Li}_2\text{CaH}_{17}$. These ternary hydride phases are predicted to lie on

the 300 GPa convex hull (when zero-point-energy effects are included). $\text{Li}_2\text{CaH}_{17}$ was found to be dynamically stable down to 160 GPa in the harmonic approximation, where its T_c was predicted to be similar to previously-synthesized H_3S^3 and CaH_6 .^{8–10}

The structures of $Fd\bar{3}m$ $\text{Li}_2\text{CaH}_{16}$ and $R\bar{3}m$ $\text{Li}_2\text{CaH}_{17}$ can both be described as clathrate-like hydrogenic lattices where the heavier calcium cation occupies the larger H_{28} cages, and the smaller lithium atom is situated within H_{18} or H_{20} encapsulations. Both of these phases are related to the Type-II clathrate structure with $\text{Li}_2\text{CaH}_{17}$ being a rhombohedral distortion of the $Fd\bar{3}m$ symmetry lattices found in the silicon variants, and $Fd\bar{3}m$ $\text{Li}_2\text{CaH}_{16}$ being derived from the ideal Type-II clathrate structure via removal of a single hydrogen atom. We postulate that the T_c in these ternary hydrides could be enhanced by tuning the average valence of the enclathrated electropositive metal atoms so that the Fermi level sits on the peak in the densities of states, resulting in compositions such as $\text{Li}_2\text{Ca}_{0.6}\text{M}_{0.4}\text{H}_{16/17}$, where M is a trivalent metal ion.

Acknowledgements

Funding for this research was provided by the NSF award DMR-2136038 and the U.S. Department of Energy, National Nuclear Security Administration, through the Capital-DOE Alliance Center under Cooperative Agreement DE-NA0003975. EZ acknowledges the U.S. Department of Energy, Office of Science, Fusion Energy Sciences funding the award entitled High Energy Density Quantum Matter under Award No. DE-SC0020340. Calculations were performed at the Center for Computational Research at SUNY Buffalo (<https://hdl.handle.net/10477/79221>).

Notes

The authors declare no competing financial interest.

References

- (1) Ashcroft, N. W. Metallic Hydrogen: A High-Temperature Superconductor? *Phys. Rev. Lett.* **1968**, *21*, 1748–1748
- (2) Ashcroft, N. W. Hydrogen Dominant Metallic Alloys: High Temperature Superconductors? *Phys. Rev. Lett.* **2004**, *92*, 187002
- (3) Drozdov, A. P.; Eremets, M. I.; Troyan, I. A.; Ksenofontov, V.; Shylin, S. I. Conventional superconductivity at 203 kelvin at high pressures in the sulfur hydride system. *Nature* **2015**, *525*, 73–76
- (4) Somayazulu, M.; Ahart, M.; Mishra, A. K.; Geballe, Z. M.; Baldini, M.; Meng, Y.; Struzhkin, V. V.; Hemley, R. J. Evidence for Superconductivity above 260 K in Lanthanum Superhydride at Megabar Pressures. *Phys. Rev. Lett.* **2019**, *122*, 027001
- (5) Drozdov, A. P.; Kong, P. P.; Minkov, V. S.; Besedin, S. P.; Kuzovnikov, M. A.; Mozaffari, S.; Balicas, L.; Balakirev, F. F.; Graf, D. E.; Prakapenka, V. B.; Greenberg, E.; Knyazev, D. A.; Tkacz, M.; Eremets, M. I. Superconductivity at 250 K in lanthanum hydride under high pressures. *Nature* **2019**, *569*, 528–531
- (6) Kong, P. P.; Minkov, V. S.; Kuzovnikov, M. A.; Drozdov, A. P.; Besedin, S. P.; Mozaffari, S.; Balicas, L.; Balakirev, F. F.; Prakapenka, V. B.; Chariton, S.; Knyazev, D. A.; Greenberg, E.; Eremets, M. I. Superconductivity up to 243 K in the yttrium-hydrogen system under high pressure. *Nat. Commun.* **2021**, *12*, 5075
- (7) Troyan, I. A. et al. Anomalous High-Temperature Superconductivity in YH_6 . *Adv. Mater.* **2021**, *33*, 2006832
- (8) Ma, L.; Wang, K.; Xie, Y.; Yang, X.; Wang, Y.; Zhou, M.; Liu, H.; Yu, X.; Zhao, Y.; Wang, H.; Liu, G.; Ma, Y. High-Temperature Superconducting Phase in Clathrate Calcium Hydride CaH_6 up to 215 K at a Pressure of 172 GPa. *Phys. Rev. Lett.* **2022**, *128*, 167001

- (9) Li, Z. W. et al. Superconductivity above 200 K discovered in superhydrides of calcium. *Nat. Commun.* **2022**, *13*, 2863
- (10) Wang, H.; Tse, J. S.; Tanaka, K.; Iitaka, T.; Ma, Y. Superconductive Sodalite-like Clathrate Calcium Hydride at High pressures. *Proc. Natl. Acad. Sci. U.S.A.* **2012**, *109*, 6463–6466
- (11) Salke, N. P.; Mahdi Davari Esfahani, M.; Zhang, Y.; Kruglov, I. A.; Zhou, J.; Wang, Y.; Greenberg, E.; Prakapenka, V. B.; Liu, J.; Oganov, A. R.; Lin, J.-F. Synthesis of Clathrate Cerium Superhydride CeH_9 at 80-100 GPa with Atomic Hydrogen Sublattice. *Nat. Commun.* **2019**, *10*, 4453–4453
- (12) Li, X.; Huang, X.; Duan, D.; Pickard, C. J.; Zhou, D.; Xie, H.; Zhuang, Q.; Huang, Y.; Zhou, Q.; Liu, B.; Cui, T. Polyhydride CeH_9 with an Atomic-Like Hydrogen Clathrate Structure. *Nat. Commun.* **2019**, *10*, 3461–3461
- (13) Peng, F.; Sun, Y.; Pickard, C. J.; Needs, R. J.; Wu, Q.; Ma, Y. Hydrogen Clathrate Structures in Rare Earth Hydrides at High Pressures: Possible Route to Room-Temperature Superconductivity. *Phys. Rev. Lett.* **2017**, *119*, 107001–107001
- (14) Bhattacharyya, P. et al. Imaging the Meissner effect in hydride superconductors using quantum sensors. *Nature* **2024**, *627*, 73–79
- (15) Zurek, E.; Grochala, W. Predicting Crystal Structures and Properties of Matter Under Extreme Conditions via Quantum Mechanics: the Pressure is On. *Phys. Chem. Chem. Phys.* **2015**, *17*, 2917–2934
- (16) Miao, M.; Sun, Y.; Zurek, E.; Lin, H. Chemistry under high pressure. *Nat. Rev. Chem.* **2020**, *4*, 508–527
- (17) Flores-Livas, J. A.; Boeri, L.; Sanna, A.; Profeta, G.; Arita, R.; Erements, M. A perspective on conventional high-temperature superconductors at high pressure: Methods and materials. *Phys. Rep.* **2020**, *856*, 1–78

- (18) Bi, T.; Zarifi, N.; Terpstra, T.; Zurek, E. *Reference Module in Chemistry, Molecular Sciences and Chemical Engineering*; Elsevier, 2019; pp 1–36
- (19) Wang, H.; Li, X.; Gao, G.; Li, Y.; Ma, Y. Hydrogen-Rich Superconductors at High Pressures. *Wiley Interdiscip. Rev. Comput. Mol. Sci.* **2017**, 8, 1–13
- (20) Zurek, E.; Bi, T. High-Temperature Superconductivity in Alkaline and Rare Earth Polyhydrides at High Pressure: A Theoretical Perspective. *J. Chem. Phys.* **2019**, 150, 050901–050901
- (21) Lilia, B. et al. The 2021 room-temperature superconductivity roadmap. *J. Phys. Condens. Matter* **2022**, 34, 183002
- (22) Hilleke, K. P.; Zurek, E. Tuning chemical precompression: Theoretical design and crystal chemistry of novel hydrides in the quest for warm and light superconductivity at ambient pressures. *J. Appl. Phys.* **2022**, 131
- (23) Ferreira, P. P.; Conway, L. J.; Cucciari, A.; Di Cataldo, S.; Giannessi, F.; Kogler, E.; Eleno, L. T. F.; Pickard, C. J.; Heil, C.; Boeri, L. Search for ambient superconductivity in the Lu-N-H system. *Nat. Commun.* **2023**, 14, 5367
- (24) Lucrezi, R.; Di Cataldo, S.; von der Linden, W.; Boeri, L.; Heil, C. In-silico synthesis of lowest-pressure high-T_c ternary superhydrides. *Npj Comput. Mater.* **2022**, 8, 119
- (25) Song, Y.; Bi, J.; Nakamoto, Y.; Shimizu, K.; Liu, H.; Zou, B.; Liu, G.; Wang, H.; Ma, Y. Stoichiometric Ternary Superhydride LaBeH₈ as a New Template for High-Temperature Superconductivity at 110 K under 80 GPa. *Phys. Rev. Lett.* **2023**, 130, 266001
- (26) Bi, J.; Nakamoto, Y.; Zhang, P.; Shimizu, K.; Zou, B.; Liu, H.; Zhou, M.; Liu, G.; Wang, H.; Ma, Y. Giant enhancement of superconducting critical temperature in substitutional alloy (La,Ce)H₉. *Nat. Commun.* **2022**, 13, 5952
- (27) Sun, Y.; Wang, Y.; Zhong, X.; Xie, Y.; Liu, H. High-temperature superconducting ternary Li–R–H superhydrides at high pressures ($R = \text{Sc, Y, La}$). *Phys. Rev. B* **2022**, 106, 024519

- (28) Chen, S.; Wang, Y.; Bai, F.; Wu, X.; Wu, X.; Pakhomova, A.; Guo, J.; Huang, X.; Cui, T. Superior Superconducting Properties Realized in Quaternary La-Y-Ce Hydrides at Moderate Pressures. *J. Am. Chem. Soc.* **2024**, *146*, 14105–14113
- (29) Amri, M.; Clarkson, G. J.; Walton, R. I. Anisotropic Thermal Expansion of SiO₂ and AlPO₄ Clathrasils with the AST-Type Structure. *J. Phys. Chem. C* **2010**, *114*, 6726–6733
- (30) Zhong, X.; Sun, Y.; Iitaka, T.; Xu, M.; Liu, H.; Hemley, R. J.; Chen, C.; Ma, Y. Prediction of Above-Room-Temperature Superconductivity in Lanthanide/Actinide Extreme Superhydrides. *J. Am. Chem. Soc.* **2022**, *144*, 13394–13400
- (31) Beekman, M.; Nolas, G. Synthesis and thermal conductivity of type II silicon clathrates. *Physica B* **2006**, *383*, 111–114
- (32) Vollondat, R.; Roques, S.; Chevalier, C.; Bartringer, J.; Rehspringer, J.-L.; Slaoui, A.; Fix, T. Synthesis and characterization of silicon clathrates of type I Na₈Si₄₆ and type II Na_xSi₁₃₆ by thermal decomposition. *J. Alloys Compd.* **2022**, *903*, 163967
- (33) Ammar, A.; Cros, C.; Pouchard, M.; Jaussaud, N.; Bassat, J.-M.; Villeneuve, G.; Duttine, M.; Manatrier, M.; Reny, E. On the clathrate form of elemental silicon, Si₁₃₆: preparation and characterisation of Na_xSi₁₃₆ (x > 0). *Solid State Sci.* **2004**, *6*, 393–400
- (34) Liu, Y.; Briggs, J. P.; Majid, A. A. A.; Furtak, T. E.; Walker, M.; Singh, M.; Koh, C. A.; Taylor, P. C.; Collins, R. T. Formation of Type II Silicon Clathrate with Lithium Guests through Thermal Diffusion. *Inorg. Chem.* **2023**, *62*, 6882–6892
- (35) Yamanaka, S.; Komatsu, M.; Tanaka, M.; Sawa, H.; Inumaru, K. High-Pressure Synthesis and Structural Characterization of the Type II Clathrate Compound Na_{30.5}Si₁₃₆ Encapsulating Two Sodium Atoms in the Same Silicon Polyhedral Cages. *J. Am. Chem. Soc.* **2014**, *136*, 7717–7725
- (36) Yamanaka, S.; Enishi, E.; Fukuoka, H.; Yasukawa, M. High-Pressure Synthesis of a New Silicon Clathrate Superconductor, Ba₈Si₄₆. *Inorg. Chem.* **2000**, *39*, 56–58

- (37) Pena-Alvarez, M.; Binns, J.; Martinez-Canales, M.; Monserrat, B.; Ackland, G. J.; Dalladay-Simpson, P.; Howie, R. T.; Pickard, C. J.; Gregoryanz, E. Synthesis of Weaire-Phelan Barium Polyhydride. *J. Phys. Chem. Lett.* **2021**, *12*, 4910–4916
- (38) Laniel, D.; Trybel, F.; Winkler, B.; Knoop, F.; Fedotenko, T.; Khandarkhaeva, S.; Aslankova, A.; Meier, T.; Chariton, S.; Glazyrin, K.; Milman, V.; Prakapenka, V.; Abrikosov, I. A.; Dubrovinsky, L.; Dubrovinskaia, N. High-pressure synthesis of seven lanthanum hydrides with a significant variability of hydrogen content. *Nat. Commun.* **2022**, *13*, 6987
- (39) Semenov, D. V.; Zhou, D.; Kvashnin, A. G.; Huang, X.; Galasso, M.; Kruglov, I. A.; Ivanova, A. G.; Gavriluk, A. G.; Chen, W.; Tkachenko, N. V.; Boldyrev, A. I.; Troyan, I.; Oganov, A. R.; Cui, T. Novel Strongly Correlated Europium Superhydrides. *J. Phys. Chem. Lett.* **2021**, *12*, 32–40
- (40) Li, Z. et al. Superconductivity above 70 K observed in lutetium polyhydrides. *Sci. China: Phys. Mech. Astron.* **2023**, *66*
- (41) An, D.; Duan, D.; Zhang, Z.; Jiang, Q.; Song, H.; Cui, T. Thermodynamically stable room-temperature superconductors in Li-Na hydrides under high pressures. *arXiv* **2023**, arXiv 2303.09805
- (42) Vacanti, A.; Hooper, J.; Altintas, B.; Zurek, E. Metallization of Magnesium Polyhydrides Under Pressure. *Phys. Rev. B* **2013**, *87*, 054107–054107
- (43) Sun, Y.; Lv, J.; Xie, Y.; Liu, H.; Ma, Y. Route to a Superconducting Phase above Room Temperature in Electron-Doped Hydride Compounds under High Pressure. *Phys. Rev. Lett.* **2019**, *123*, 097001
- (44) Lonie, D. C.; Zurek, E. XtalOpt: an Open-source Evolutionary Algorithm for Crystal Structure prediction. *Comput. Phys. Commun.* **2011**, *182*, 372–387

- (45) Falls, Z.; Avery, P.; Wang, X.; Hilleke, K. P.; Zurek, E. The XtalOpt Evolutionary Algorithm for Crystal Structure Prediction. *J. Phys. Chem. C* **2021**, *125*, 1601–1620
- (46) Avery, P.; Toher, C.; Curtarolo, S.; Zurek, E. XtalOpt Version r12: An open-source evolutionary algorithm for crystal structure prediction. *Comput. Phys. Commun.* **2019**, *237*, 274–275
- (47) Avery, P.; Zurek, E. RandSpg: An open-source program for generating atomistic crystal structures with specific spacegroups. *Comput. Phys. Commun.* **2017**, *213*, 208–216
- (48) Lonie, D. C.; Zurek, E. Identifying Duplicate Crystal Structures: XTALCOMP, an Open-Source Solution. *Comput. Phys. Commun.* **2012**, *183*, 690–697
- (49) Monkhorst, H. J.; Pack, J. D. Special points for Brillouin-zone integrations. *Phys. Rev. B* **1976**, *13*, 5188–5192
- (50) Kresse, G.; Furthmüller, J. Efficient iterative schemes for ab initio total-energy calculations using a plane-wave basis set. *Phys. Rev. B* **1996**, *54*, 11169–11186
- (51) Perdew, J. P.; Burke, K.; Ernzerhof, M. Generalized Gradient Approximation Made Simple. *Phys. Rev. Lett.* **1996**, *77*, 3865–3868
- (52) Blochl, P. E. Projector augmented-wave method. *Phys. Rev. B* **1994**, *50*, 17953–17979
- (53) Hoover, W. G. Canonical dynamics: Equilibrium phase-space distributions. *Phys. Rev. A* **1985**, *31*, 1695–1697
- (54) Dronskowski, R.; Blochl, P. E. Crystal Orbital Hamilton Populations (COHP): Energy-Resolved Visualization of Chemical Bonding in Solids Based on Density-Functional Calculations. *J. Phys. Chem.* **1993**, *97*, 8617–8624
- (55) Maintz, S.; Deringer, V. L.; Tchougreeff, A. L.; Dronskowski, R. LOBSTER: A tool to extract chemical bonding from plane-wave based DFT. *J. Comput. Chem.* **2016**, *37*, 1030–1035

- (56) Togo, A.; Tanaka, I. First Principles Phonon Calculations in Materials Science. *Scr. Mater.* **2015**, *108*, 1–5
- (57) Giannozzi, P. et al. QUANTUM ESPRESSO: a Modular and Open-Source Software Project for Quantum Simulations of Materials. *J. Phys.: Condens. Matter* **2009**, *21*, 395502–395502
- (58) Methfessel, M.; Paxton, A. T. High-Precision Sampling for Brillouin-Zone Integration in Metals. *Phys. Rev. B* **1989**, *40*, 3616–3621
- (59) Eliashberg, G. M. Interactions between Electrons and Lattice Vibrations in a Superconductor. *Sov. Phys. JETP* **1960**, *11*, 696–702
- (60) Hilleke, K. P.; Zurek, E. Rational Design of Superconducting Metal Hydrides via Chemical Pressure Tuning. *Angew. Chem. Int. Ed.* **2022**, *61*, e202207589
- (61) Nakamoto, Y.; Sakata, M.; Shimizu, K.; Fujihisa, H.; Matsuoka, T.; Ohishi, Y.; Kikegawa, T. Ca-VI: A high-pressure phase of calcium above 158 GPa. *Phys. Rev. B* **2010**, *81*, 140106
- (62) Anzellini, S.; Errandonea, D.; MacLeod, S. G.; Botella, P.; Daisenberger, D.; De'Ath, J. M.; Gonzalez-Platas, J.; Ibáñez, J.; McMahon, M. I.; Munro, K. A.; Popescu, C.; Ruiz-Fuertes, J.; Wilson, C. W. Phase diagram of calcium at high pressure and high temperature. *Phys. Rev. Mater.* **2018**, *2*, 083608
- (63) Lv, J.; Wang, Y.; Zhu, L.; Ma, Y. Predicted Novel High-Pressure Phases of Lithium. *Phys. Rev. Lett.* **2011**, *106*, 015503
- (64) Pickard, C. J.; Needs, R. J. Structure of Phase III of Solid Hydrogen. *Nat. Phys.* **2007**, *3*, 473–476
- (65) Zurek, E.; Hoffmann, R.; Ashcroft, N. W.; Oganov, A. R.; Lyakhov, A. O. A Little Bit of Lithium Does a Lot for Hydrogen. *Proc. Natl. Acad. Sci. U.S.A.* **2009**, *106*, 17640–17643
- (66) Chen, Y.; Geng, H. Y.; Yan, X.; Sun, Y.; Wu, Q.; Chen, X. Prediction of Stable Ground-State Lithium Polyhydrides under High Pressures. *Inorg. Chem.* **2017**, *56*, 3867–3874

- (67) Mishra, A. K.; Muramatsu, T.; Liu, H.; Geballe, Z. M.; Somayazulu, M.; Ahart, M.; Baldini, M.; Meng, Y.; Zurek, E.; Hemley, R. J. New Calcium Hydrides with Mixed Atomic and Molecular Hydrogen. *J. Phys. Chem. C* **2018**, *122*, 19370–19378
- (68) Shao, Z.; Duan, D.; Ma, Y.; Yu, H.; Song, H.; Xie, H.; Li, D.; Tian, F.; Liu, B.; Cui, T. Unique Phase Diagram and Superconductivity of Calcium Hydrides at High Pressures. *Inorg. Chem.* **2019**, *58*, 2558–2564
- (69) Mishra, A. K.; Muramatsu, T.; Liu, H.; Geballe, Z. M.; Somayazulu, M.; Ahart, M.; Baldini, M.; Meng, Y.; Zurek, E.; Hemley, R. J. New Calcium Hydrides with Mixed Atomic and Molecular Hydrogen. *J. Phys. Chem. C* **2018**, *122*, 19370–19378
- (70) Ye, X.; Zarifi, N.; Zurek, E.; Hoffmann, R.; Ashcroft, N. W. High Hydrides of Scandium Under Pressure: Potential Superconductors. *J. Phys. Chem. C* **2018**, *122*, 6298–6309
- (71) Sun, W.; Dacek, S. T.; Ong, S. P.; Hautier, G.; Jain, A.; Richards, W. D.; Gamst, A. C.; Persson, K. A.; Ceder, G. The thermodynamic scale of inorganic crystalline metastability. *Sci Adv* **2016**, *2*, e1600225
- (72) Shamp, A.; Terpstra, T.; Bi, T.; Falls, Z.; Avery, P.; Zurek, E. Decomposition Products of Phosphine Under Pressure: PH_2 Stable and Superconducting? *J. Am. Chem. Soc.* **2016**, *138*, 1884–1892
- (73) Drozdov, A. P.; Erements, M. I.; Troyan, I. A. Superconductivity Above 100 K in PH_3 at High Pressures. *arXiv* **2015**, arXiv:1508.06224
- (74) Bi, T.; Miller, D. P.; Shamp, A.; Zurek, E. Superconducting Phases of Phosphorus Hydride Under Pressure: Stabilization by Mobile Molecular Hydrogen. *Angew. Chem. Int. Ed.* **2017**, *56*, 10192–10195
- (75) Fu, Y.; Du, X.; Zhang, L.; Peng, F.; Zhang, M.; Pickard, C. J.; Needs, R. J.; Singh, D. J.;

- Zheng, W.; Ma, Y. High-Pressure Phase Stability and Superconductivity of Pnictogen Hydrides and Chemical Trends for Compressed Hydrides. *Chem. Mater.* **2016**, *28*, 1746–1755
- (76) Yan, Y.; Bi, T.; Geng, N.; Wang, X.; Zurek, E. A Metastable CaSH_3 Phase Composed of HS Honeycomb Sheets that is Superconducting Under Pressure. *J. Phys. Chem. Lett.* **2020**, *11*, 9629–9636
- (77) Pickard, C. J.; Errea, I.; Eremets, M. I. Superconducting Hydrides Under Pressure. *Annu. Rev. Condens. Matter Phys.* **2020**, *11*, 57–76
- (78) McMahon, J. M.; Ceperley, D. M. Ground-State Structures of Atomic Metallic Hydrogen. *Phys. Rev. Lett.* **2011**, *106*, 165302