

A Pontryagin Perspective on Reinforcement Learning

Onno Eberhard^{1,2}

Claire Vernade²

Michael Muehlebach¹

¹Max Planck Institute for Intelligent Systems, Tübingen, Germany

²University of Tübingen

OEBERHARD@TUE.MPG.DE

CLAIRE.VERNADE@UNI-TUEBINGEN.DE

MICHAELM@TUE.MPG.DE

Editors: N. Ozay, L. Balzano, D. Panagou, A. Abate

Abstract

Reinforcement learning has traditionally focused on learning state-dependent policies to solve optimal control problems in a *closed-loop* fashion. In this work, we introduce the paradigm of *open-loop reinforcement learning* where a fixed action sequence is learned instead. We present three new algorithms: one robust model-based method and two sample-efficient model-free methods. Rather than basing our algorithms on Bellman’s equation from dynamic programming, our work builds on *Pontryagin’s principle* from the theory of open-loop optimal control. We provide convergence guarantees and evaluate all methods empirically on a pendulum swing-up task, as well as on two high-dimensional MuJoCo tasks, significantly outperforming existing baselines.

Keywords: Reinforcement learning, Open-loop control, Non-convex optimization

1. Introduction

Reinforcement learning (RL) refers to “the optimal control of incompletely-known Markov decision processes” (Sutton and Barto, 2018, p. 2). It has traditionally focused on applying dynamic programming algorithms, such as value iteration or policy iteration, to situations where the environment is unknown. These methods solve optimal control problems in a closed-loop fashion by learning feedback policies, which map states (x_t) to actions (u_t). In contrast, this work introduces the paradigm of *open-loop reinforcement learning* (OLRL), in which fixed action sequences $u_{0:T-1}$, over a horizon T , are learned instead.

The closed-loop and open-loop control paradigms are illustrated in Fig. 1.

An open-loop controller receives no observations from its environment. This makes it impossible to react to unpredictable events, which is essential in many problems, particularly those with stochastic or unstable dynamics. For this reason, RL research has historically focused exclusively on closed-loop control. However, many environments are perfectly predictable. Consider the classic example of swinging up an inverted pendulum. If there are no disturbances, then this task can be solved flawlessly without feedback (as we demonstrate in Section 4.1). Where open-loop control is viable, it brings

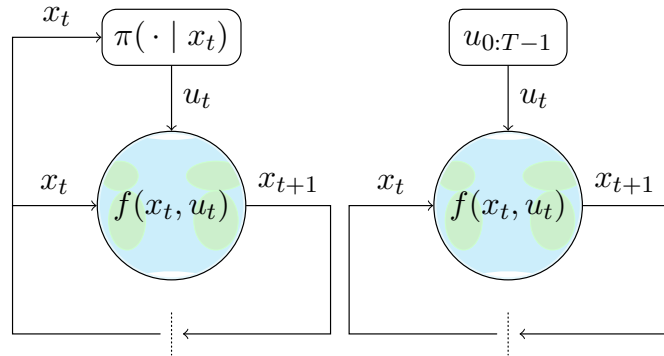


Figure 1: Comparison of closed-loop (left) and open-loop (right) control. In closed-loop RL, the goal is to learn a policy π . In open-loop RL, a fixed sequence of actions $u_{0:T-1}$ is learned instead, with u_t independent of the states $x_{0:t}$.

considerable benefits. As there is no need for sensors, it is generally much cheaper than closed-loop control. It can also operate at much higher frequencies, since there is no bandwidth bottleneck due to sensor delays or computational processing of measurements. Importantly, the open-loop optimal control problem is much simpler, as it only involves optimizing an action sequence (finding one action per time step). In contrast, closed-loop optimal control involves optimizing a policy (finding one action for each state of the system), which can be considerably more expensive. In this way, open-loop control circumvents the curse of dimensionality without requiring function approximation.

For these reasons, open-loop control is widely used in practice (Diehl et al., 2006; van Zundert and Oomen, 2018; Sferrazza et al., 2020), and there exists a large body of literature on the theory of open-loop optimal control (Pontryagin et al., 1962). However, the setting of incompletely-known dynamics has received only little attention. In this work, we introduce a family of three new open-loop RL algorithms by adapting the existing theory to this setting. Whereas closed-loop RL is largely based on approximating the Bellman equation, the central equation of dynamic programming, we base our algorithms on approximations of *Pontryagin’s principle*, the central equation of open-loop optimal control. We first introduce a model-based method whose convergence we prove to be robust to modeling errors. This is a novel and non-standard result which depends on a careful analysis of the algorithm. We then extend this procedure to settings with completely unknown dynamics and propose two fully online model-free methods. Finally, we empirically demonstrate the robustness and sample efficiency of our methods on an inverted pendulum swing-up task and on two complex MuJoCo tasks.

Related work. Our work is inspired by numerical optimal control theory (Betts, 2010; Geering, 2007), which deals with the numerical solution of trajectory optimization problems. Whereas existing methods assume that the dynamics are known, our algorithms only require an approximate model (model-based OLRL) or no model at all (model-free OLRL), and rely on a simulator to provide samples. An in-depth review of related work can be found in Appendix A.

2. Background

We consider a reinforcement learning setup with continuous state and action spaces $\mathcal{X} \subset \mathbb{R}^D$ and $\mathcal{U} \subset \mathbb{R}^K$. Each episode lasts T steps, starts in the fixed initial state x_0 , and follows the deterministic dynamics $f : \mathcal{X} \times \mathcal{U} \rightarrow \mathcal{X}$, such that $x_{t+1} = f(x_t, u_t)$ for all times $t \in [T-1]_0$.¹ After every transition, a deterministic reward $r(x_t, u_t) \in \mathbb{R}$ is received, and at the end of an episode, an additional terminal reward $r_T(x_T) \in \mathbb{R}$ is computed. The value of state x_t at time t is the sum of future rewards

$$v_t(x_t; u_{t:T-1}) \doteq \sum_{\tau=t}^{T-1} r(x_\tau, u_\tau) + r_T(x_T) = r(x_t, u_t) + v_{t+1}(f(x_t, u_t); u_{t+1:T-1}),$$

where we defined v_T as the terminal reward function r_T . Our goal is to find a sequence of actions $u_{0:T-1} \in \mathcal{U}^T$ maximizing the total sum of rewards $J(u_{0:T-1}) \doteq v_0(x_0; u_{0:T-1})$. We will tackle this trajectory optimization problem using gradient ascent. Although our goal is to learn an open-loop controller (an action sequence), we assume that the state is fully observed during the training process.

Pontryagin’s principle. The gradient of the objective function J with respect to the action u_t is

$$\nabla_{u_t} J(u_{0:T-1}) = \nabla_u r(x_t, u_t) + \nabla_u f(x_t, u_t) \underbrace{\nabla_x v_{t+1}(x_{t+1}; u_{t+1:T-1})}_{\lambda_{t+1} \in \mathbb{R}^D}, \quad (1)$$

1. For $n \in \mathbb{N}$, we write $[n] \doteq \{1, 2, \dots, n\}$ and $[n]_0 \doteq \{0, 1, \dots, n\}$. Unless explicitly mentioned, all time-dependent equations hold for all $t \in [T-1]_0$.

where the terms of J related to the earlier time steps $\tau \in [t-1]_0$ vanish, as they do not depend on u_t . We denote Jacobians as $(\nabla_y f)_{i,j} \doteq \frac{\partial f_j}{\partial y_i}$. The *costates* $\lambda_{1:T}$ are defined as the gradients of the value function along the given trajectory. They can be computed through a backward recursion:

$$\lambda_T \doteq \nabla v_T(x_T) = \nabla r_T(x_T) \quad (2)$$

$$\lambda_t \doteq \nabla_x v_t(x_t; u_{t:T-1}) = \nabla_x r(x_t, u_t) + \nabla_x f(x_t, u_t) \lambda_{t+1}. \quad (3)$$

The gradient (1) of the objective function can thus be obtained by means of one forward pass through the dynamics f (a rollout), yielding the states $x_{0:T}$, and one backward pass through (2) and (3), yielding the costates $\lambda_{1:T}$. The stationarity condition arising from setting (1) to zero, where the costates are computed from (2) and (3), is known as *Pontryagin's principle*. (Pontryagin's principle in fact goes much further than this, as it generalizes to infinite-dimensional and constrained settings.) We re-derive (1) to (3) using the method of Lagrange multipliers in Appendix C.

3. Method

If the dynamics are known, then the trajectory can be optimized by performing gradient ascent with the gradients computed according to Pontryagin's equations (1) to (3). In this work, we adapt this idea to the domain of reinforcement learning, where the dynamics are unknown. In RL, we are able to interact with the environment, so the forward pass through the dynamics f is not an issue. However, the gradient computation according to Pontryagin's principle requires the Jacobians $\nabla_x f_t \doteq \nabla_x f(x_t, u_t)$ and $\nabla_u f_t \doteq \nabla_u f(x_t, u_t)$ of the unknown dynamics. In our methods, which follow the structure of Algorithm 1, we therefore replace these Jacobians by estimates $A_t \simeq \nabla_x f_t$ and $B_t \simeq \nabla_u f_t$. Before discussing concrete methods for open-loop RL, whose main concern is the construction of appropriate estimates A_t and B_t , we first show that replacing $\nabla_x f_t$ and $\nabla_u f_t$ in this way is sensible. In particular, we show that, under certain assumptions on the accuracy of A_t and B_t , Algorithm 1 converges to an unbiased local optimum of the true objective J . In the following sections we then discuss model-based and model-free open-loop RL methods.

3.1. Convergence of Algorithm 1

Our convergence result relies on the following three assumptions.

Assumption 1 *All rewards are encoded in the terminal reward r_T . In other words, $r(x, u) = 0$ for all $x \in \mathcal{X}$ and $u \in \mathcal{U}$.*

This assumption is without loss of generality, since we can augment the state x_t by a single real variable ρ_t that captures the sum of the running rewards (i.e., $\rho_0 = 0$ and $\rho_{t+1} = \rho_t + r(x_t, u_t)$). An equivalent setup that satisfies Assumption 1 is then obtained by defining

a new terminal reward function $r'_T(x_T, \rho_T) \doteq r_T(x_T) + \rho_T$ and setting the running rewards r' to zero.

Algorithm 1: Open-loop reinforcement learning

Input: Optimization steps $N \in \mathbb{N}$, step size $\eta > 0$

```

1 Initialize  $u_{0:T-1}$  (initial action sequence)
2 for  $k = 1, 2, \dots, N$  do
3    $x_{0:T} \leftarrow \text{rollout}(u_{0:T-1})$  // Forw. pass
   // Backward pass
4    $\tilde{\lambda}_T \leftarrow \nabla r_T(x_T)$ 
5   for  $t = T-1, T-2, \dots, 0$  do
   // Jacobian estimation
6    $A_t, B_t \simeq \nabla_x f(x_t, u_t), \nabla_u f(x_t, u_t)$ 
   // Pontryagin update
7    $\tilde{\lambda}_t \leftarrow \nabla_x r(x_t, u_t) + A_t \tilde{\lambda}_{t+1}$ 
8    $g_t \leftarrow \nabla_u r(x_t, u_t) + B_t \tilde{\lambda}_{t+1}$ 
9    $u_t \leftarrow u_t + \eta g_t$  // Grad. ascent

```

Assumption 2 *There exist constants $\gamma, \zeta > 0$ with $\gamma + \zeta + \gamma\zeta < 1$ such that for any trajectory $(u_{0:T-1}, x_{0:T})$ encountered by Algorithm 1, the following properties hold for all $t \in [T-1]_0$:*

(a) *The error of A_{t+s} is bounded, for all $s \in [T-t]$, in the following way:*

$$\|A_{t+s} - \nabla_x f_{t+s}\| \leq \frac{\gamma}{3^s} \frac{\underline{\sigma}(\nabla_u f_t)}{\bar{\sigma}(\nabla_u f_t)} \left\{ \prod_{i=1}^{s-1} \frac{\underline{\sigma}(\nabla_x f_{t+i})}{\bar{\sigma}(\nabla_x f_{t+i})} \right\} \underline{\sigma}(\nabla_x f_{t+s}).$$

(b) *The error of B_t is bounded in the following way: $\|B_t - \nabla_u f_t\| \leq \zeta \underline{\sigma}(\nabla_u f_t)$.*

Here, $\underline{\sigma}(A)$ and $\bar{\sigma}(A)$ denote the minimum and maximum singular value of A , and $\|A\| \doteq \bar{\sigma}(A)$.

This assumption restricts the errors of the estimates A_t and B_t that are used in place of the true Jacobians $\nabla_x f_t$ and $\nabla_u f_t$ in Algorithm 1. Although the use of the true system for collecting rollouts prevents a buildup of error in the forward pass, any error in the approximate costate $\tilde{\lambda}_t$ can still be amplified by the Jacobian estimates of earlier time steps, A_τ for $\tau \in [t-1]$, during the backward pass. Thus, to ensure convergence to a stationary point of the objective function J , the errors of these estimates need to be small. This is particularly important for t close to T , as these errors will be amplified over more time steps. Assumption 2 provides a quantitative characterization of this intuition.

Assumption 3 *There exists a constant $L > 0$ such that, for all action sequences $u_{0:T-1}^A, u_{0:T-1}^B \in \mathcal{U}^T$ and all times $t \in [T-1]_0$, $\|\nabla_{u_t} J(u_{0:T-1}^A) - \nabla_{u_t} J(u_{0:T-1}^B)\| \leq L \|u_t^A - u_t^B\|$.*

This final assumption states that the objective function J is L -smooth with respect to the action u_t at each time step $t \in [T-1]_0$, which is a standard assumption in nonconvex optimization. This implies that the dynamics f are smooth as well. We are now ready to state the convergence result.

Theorem 4 *Suppose Assumptions 1 to 3 hold with γ , ζ , and L . Let $\mu \doteq 1 - \gamma - \zeta - \gamma\zeta$ and $\nu \doteq 1 + \gamma + \zeta + \gamma\zeta$. If the step size η is chosen small enough such that $\alpha \doteq \mu - \frac{1}{2}\eta L \nu^2$ is positive, then the iterates $(u_{0:T-1}^{(k)})_{k=0}^{N-1}$ of Algorithm 1 satisfy, for all $N \in \mathbb{N}$ and $t \in [T-1]_0$,*

$$\frac{1}{N} \sum_{k=0}^{N-1} \|\nabla_{u_t} J(u_{0:T-1}^{(k)})\|^2 \leq \frac{J^* - J(u_{0:T-1}^{(0)})}{\alpha \eta N},$$

where $J^* \doteq \sup_{u \in \mathcal{U}^T} J(u)$ is the optimal value of the initial state.

Proof See Appendix E. The proof depends on a novel intricate analysis of the backpropagation procedure in the case of an accurate forward pass and an inaccurate backward pass. This technique may also be applicable to other (non-control) domains, as described in Appendix A. ■

3.2. Model-based open-loop RL

The most direct way to approximate the Jacobians $\nabla_x f_t$ and $\nabla_u f_t$ is by using a (learned or manually designed) differentiable model $\tilde{f} : \mathcal{X} \times \mathcal{U} \rightarrow \mathcal{X}$ of the dynamics f and setting $A_t = \nabla_x \tilde{f}(x_t, u_t)$ and $B_t = \nabla_u \tilde{f}(x_t, u_t)$ in Line 6 of Algorithm 1. Theorem 4 guarantees that this *model-based* open-loop RL method (see Algorithm B.1) is robust to a certain amount of modeling error. In contrast to this, consider the more naive method of using the model to directly obtain a gradient by differentiating

$$J(u_{0:T-1}) \simeq r(x_0, u_0) + r\{\underbrace{\tilde{f}(x_0, u_0)}_{\tilde{x}_1}, u_1\} + \cdots + r_T\{\underbrace{\tilde{f}(\tilde{f}(\cdots \tilde{f}(\tilde{f}(x_0, u_0), u_1) \cdots), u_{T-1})}_{\tilde{x}_T}\}$$

with respect to the actions $u_{0:T-1}$ using the backpropagation algorithm. In Appendix D, we show that this *planning* approach is exactly equivalent to an approximation of Algorithm 1 where, in addition to setting $A_t = \nabla_x \tilde{f}(x_t, u_t)$ and $B_t = \nabla_u \tilde{f}(x_t, u_t)$, the forward pass of Line 3 is replaced by the imagined forward pass $\tilde{x}_{0:T}$ through the model \tilde{f} . In Section 4, we empirically demonstrate that this planning method, whose convergence is not guaranteed by Theorem 4, is much less robust to modeling errors than the open-loop RL approach. Note that neither method is related to *model-predictive control* (MPC), which relies on measurements to re-plan at every step. MPC is a closed-loop method that solves a fundamentally different problem from the one we address in this work.

3.3. Model-free on-trajectory open-loop RL

Access to a reasonably accurate model may not always be feasible, and as Algorithm 1 only requires the Jacobians of the dynamics along the current trajectory, a global model is also not necessary. In the following two sections, we propose two methods that directly estimate the Jacobians $\nabla_x f_t$ and $\nabla_u f_t$ from rollouts in the environment. We call these methods *model-free*, as the estimated Jacobians are only valid along the current trajectory, and thus cannot be used for planning.

Our goal is to estimate the Jacobians $\nabla_x f(\bar{x}_t, \bar{u}_t)$ and $\nabla_u f(\bar{x}_t, \bar{u}_t)$ that lie along the trajectory induced by the action sequence $\bar{u}_{0:T-1}$. These Jacobians measure how the next state (\bar{x}_{t+1}) changes if the current state or action (\bar{x}_t, \bar{u}_t) are slightly perturbed. More formally, the dynamics f may be linearized about the reference trajectory $(\bar{u}_{0:T-1}, \bar{x}_{0:T})$ as

$$\underbrace{f(x_t, u_t) - f(\bar{x}_t, \bar{u}_t)}_{\Delta x_{t+1}} \simeq \nabla_x f(\bar{x}_t, \bar{u}_t)^\top \underbrace{(x_t - \bar{x}_t)}_{\Delta x_t} + \nabla_u f(\bar{x}_t, \bar{u}_t)^\top \underbrace{(u_t - \bar{u}_t)}_{\Delta u_t},$$

which is a valid approximation if the perturbations $\Delta x_{0:T}$ and $\Delta u_{0:T-1}$ are small. By collecting a dataset of $M \in \mathbb{N}$ rollouts with slightly perturbed actions, we can thus estimate the Jacobians by solving the (analytically tractable) least-squares problem

$$\arg \min_{[A_t^\top \ B_t^\top] \in \mathbb{R}^{D \times (D+K)}} \sum_{i=1}^M \|A_t^\top \Delta x_t^{(i)} + B_t^\top \Delta u_t^{(i)} - \Delta x_{t+1}^{(i)}\|^2. \quad (4)$$

This technique is illustrated in Fig. 2a (dashed purple line). Using these estimates in Algorithm 1 yields a model-free method we call *on-trajectory*, as the gradient estimate relies only on data generated based on the current trajectory (see Algorithm B.2 for details). We see a connection to on-policy methods in closed-loop reinforcement learning, where the policy gradient estimate (or the Q-update) similarly depends only on data generated under the current policy. Like on-policy methods, on-trajectory methods will benefit greatly from the possibility of parallel environments, which could reduce the effective complexity of the forward pass stage from $M+1$ rollouts to that of a single rollout.

Exploiting the Markovian structure. Consider a direct linearization of the objective function J about the current trajectory. Writing the action sequence as a vector $\bar{\mathbf{u}} \doteq \text{vec}(\bar{u}_{0:T-1}) \in \mathbb{R}^{TK}$, this linearization is given, for $\mathbf{u} \in \mathbb{R}^{TK}$ close to $\bar{\mathbf{u}}$, by

$$J(\mathbf{u}) \simeq J(\bar{\mathbf{u}}) + \nabla J(\bar{\mathbf{u}})^\top (\mathbf{u} - \bar{\mathbf{u}}).$$

We can thus estimate the gradient of the objective function by solving the least squares problem

$$\nabla J(\bar{\mathbf{u}}) \simeq \arg \min_{\mathbf{g} \in \mathbb{R}^{TK}} \sum_{i=1}^M \{J(\mathbf{u}_i) - J(\bar{\mathbf{u}}) - \mathbf{g}^\top (\mathbf{u}_i - \bar{\mathbf{u}})\}^2,$$

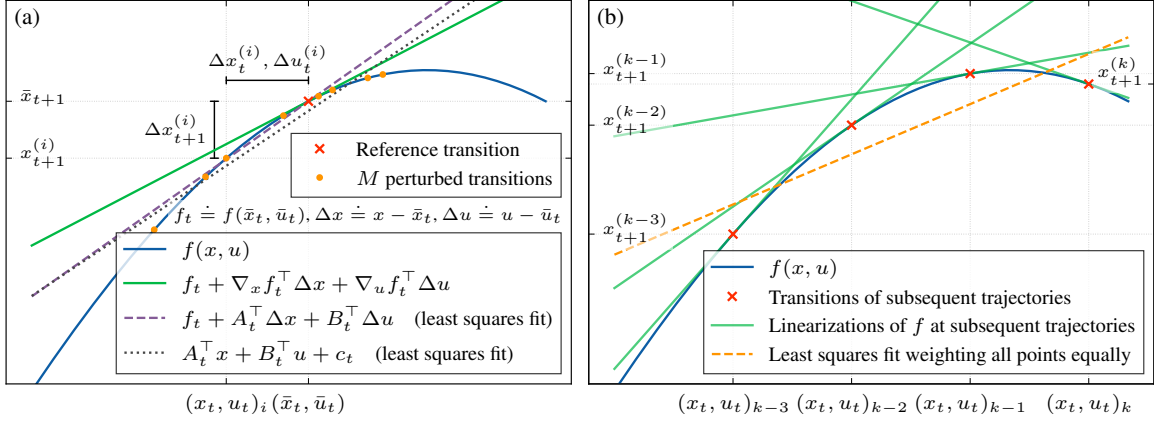


Figure 2: (a) The Jacobians of f (slope of the green linearization) at the reference point (\bar{x}_t, \bar{u}_t) can be estimated from the transitions $\{(x_t^{(i)}, u_t^{(i)}, x_{t+1}^{(i)})\}_{i=1}^M$ of M perturbed rollouts. (b) The Jacobians of subsequent trajectories (indexed by k) remain close. To estimate the Jacobian at iteration k , the most recent iterate $(k-1)$ is more relevant than older iterates.

where $\{u_i\}$ are $M \in \mathbb{N}$ slightly perturbed action sequences. Due to the dimensionality of \bar{u} , this method requires $\mathcal{O}(TK)$ rollouts to estimate the gradient. In contrast to this, our approach leverages the Markovian structure of the problem, including the fact that we observe the states $x_{0:T}$ in each rollout. As the Jacobians are estimated jointly at all time steps, we can expect to get a useful gradient estimate from only $\mathcal{O}(D^2 + DK)$ rollouts, which significantly reduces the sample complexity if T is large. This gain in efficiency is demonstrated empirically in Section 4.

3.4. Model-free off-trajectory open-loop RL

The on-trajectory algorithm is sample-efficient in the sense that it leverages the problem structure, but a key inefficiency remains: the rollout data sampled at each iteration is discarded after the action sequence is updated. In this section, we propose an *off-trajectory* method that implicitly uses the data from previous trajectories to construct the Jacobian estimates. Our approach is based on the following observation. If the dynamics f are smooth and the step size η is small, then the updated trajectory $(u_{0:T-1}^{(k)}, x_{0:T}^{(k)})$ will remain close to the previous iterate $(u_{0:T-1}^{(k-1)}, x_{0:T}^{(k-1)})$. Furthermore, the Jacobians along the updated trajectory will be similar to the previous Jacobians, as illustrated in Fig. 2b. Thus, we propose to estimate the Jacobians along the current trajectory from a *single rollout only* by bootstrapping our estimates using the Jacobian estimates from the previous iteration.

Consider again the problem of estimating the Jacobians from multiple perturbed rollouts, illustrated in Fig. 2a. Instead of relying on a reference trajectory and (4), we can estimate the Jacobians by fitting a linear regression model to the dataset of M perturbed transitions. Solving

$$\arg \min_{[A_t^\top \ B_t^\top \ c_t] \in \mathbb{R}^{D \times (D+K+1)}} \sum_{i=1}^M \|A_t^\top x_t^{(i)} + B_t^\top u_t^{(i)} + c_t - x_{t+1}^{(i)}\|^2 \quad (5)$$

yields an approximate linearization $f(x_t, u_t) \simeq A_t^\top x_t + B_t^\top u_t + c_t = F_t^\top z_t$, with $F_t \doteq [A_t^\top \ B_t^\top \ c_t]$ and $z_t \doteq (x_t, u_t, 1) \in \mathbb{R}^{D+K+1}$. This approximation is also shown in Fig. 2a (dotted gray line).²

2. If we replace (4) by (5) in Algorithm B.2, we get a slightly different on-trajectory method with similar performance.

At iteration k , given the estimate $F_t^{(k-1)}$ and a new point $z_t^{(k)} = (x_t^{(k)}, u_t^{(k)}, 1)$ with corresponding target $x_{t+1}^{(k)}$, computing the new estimate $F_t^{(k)}$ is a problem of online linear regression. We solve this regression problem using an augmented version of the *recursive least squares* (RLS) algorithm (e.g., [Ljung, 1999](#), Sec. 11.2). By introducing a prior precision matrix $Q_t^{(0)} \doteq q_0 I$ for each time t , where $q_0 > 0$, we compute the update at iteration $k \in \mathbb{N}$ (see Algorithm B.3) as

$$\begin{aligned} Q_t^{(k)} &= \alpha Q_t^{(k-1)} + (1 - \alpha) q_0 I + z_t^{(k)} \{z_t^{(k)}\}^\top \\ F_t^{(k)} &= F_t^{(k-1)} + \{Q_t^{(k)}\}^{-1} z_t^{(k)} \{x_{t+1}^{(k)} - F_t^{(k-1)} z_t^{(k)}\}^\top. \end{aligned} \quad (6)$$

Forgetting and stability. The standard RLS update of the precision matrix corresponds to (6) with $\alpha = 1$. In the limit as $q_0 \rightarrow 0$, the RLS algorithm is equivalent to the batch processing of (5), which treats all points equally. However, as illustrated in Fig. 2b, points from recent trajectories should be given more weight, as transitions that happened many iterations ago will give little information about the Jacobians along the current trajectory. We can incorporate a *forgetting factor* $\alpha \in (0, 1)$ into the precision update with the effect that past data points are exponentially downweighted:

$$Q_t^{(k)} = \alpha Q_t^{(k-1)} + z_t^{(k)} \{z_t^{(k)}\}^\top \rightsquigarrow Q_t^{(k)} = \alpha^k q_0 I + \sum_{i=1}^k \alpha^{k-i} z_t^{(i)} \{z_t^{(i)}\}^\top. \quad (7)$$

This forgetting factor introduces a new problem: instability. If subsequent trajectories lie close to each other, then the sum of outer products may become singular (e.g., if all $z_t^{(i)}$ are identical, then the sum has rank 1). As the prior $q_0 I$ is downweighted, at some point inverting Q may become numerically unstable. Our modification in (6) adds $(1 - \alpha) q_0 I$ in each update, which has the effect of removing the α^k coefficient in front of $q_0 I$ in (7). If the optimization procedure converges, then eventually subsequent trajectories will indeed lie close together. Although (6) prevents issues with instability, the quality of the Jacobian estimates will still degrade, as this estimation inherently requires perturbations (see Section 3.3). In Algorithm B.3, we thus slightly perturb the actions used in each rollout to get more diverse data.

4. Experiments

4.1. Inverted pendulum swing-up

We empirically evaluate our algorithms on the inverted pendulum swing-up task shown in Fig. 3. As a performance criterion we define $J_{\max} \doteq \max_{k \in [N]_0} J(u_{0:T-1}^{(k)})$ as the return achieved by the best action sequence over a complete learning process of N optimization steps. The task is considered *solved* if J_{\max} exceeds a certain threshold. A detailed description of the task is given in Appendix F. We repeat our experiments with 100 random seeds and show 95% bootstrap confidence intervals in all plots.

Robustness: model-based open-loop RL. In Theorem 4, we proved that our model-based open-loop RL method (Algorithm B.1) can accommodate some model error and still converge to a local maximum of the true objective. To test the robustness of our algorithm against model misspecification, we use a pendulum system with inaccurate parameters as the model \tilde{f} . Concretely, if m_i is the i^{th} parameter of the true system (cf. Appendix F), we sample the corresponding model parameter \tilde{m}_i from a log-normal distribution centered at m_i , such that $\tilde{m}_i = \xi m_i$, with $\ln \xi \sim \mathcal{N}(0, s^2)$. The severity of the model error is then controlled by the scale parameter s . In Fig. 4, we compare the performance of our method with the planning procedure described in Section 3.2, in which the forward pass is performed through the model \tilde{f} instead of the real system f . Whereas the planning

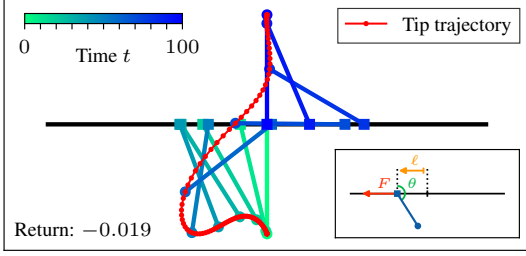


Figure 3: The inverted pendulum swing-up task. The goal is to control the force F such that the tip of the pendulum swings up above the base. The shown solution was found by the on-trajectory method of Section 3.3.

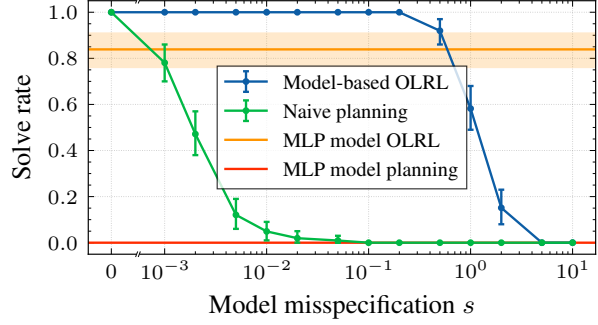


Figure 4: The model-based open-loop RL algorithm can solve the pendulum problem reliably even with a considerable model error.

method only solves the pendulum reliably with the true system as the model ($s = 0$), the open-loop RL method can accommodate a considerable model misspecification.

In a second experiment, we represent the model \tilde{f} by a small multi-layer perceptron (MLP). The model is learned from 1000 rollouts, with the action sequences sampled from a pink noise distribution, as suggested by Eberhard et al. (2023). Figure 4 compares the performance achieved with this model by our algorithm and by the planning method. As the MLP model represents a considerable misspecification of the true dynamics, only the open-loop RL method manages to solve the pendulum task.

Structure: on-trajectory open-loop RL. Our model-free on-trajectory method (Algorithm B.2) uses rollouts to directly estimate the Jacobians needed to update the action sequence. It is clear from (4) that more rollouts (i.e., larger M) will give more accurate Jacobian estimates, and therefore increase the quality of the gradient approximation. In Fig. 5, we analyze the sample efficiency of this algorithm by comparing the performance achieved at different values of M , where the number N of optimization steps remains fixed. We compare our method to the finite-difference approach described at the end of Section 3.3 and to the gradient-free cross-entropy method (CEM; Rubinstein, 1999). Both these methods also update the action sequence on the basis of M perturbed rollouts in the environment. As in our method, the M action sequences are perturbed using Gaussian white noise with noise scale σ . We describe both baselines in detail in Appendix H. The *oracle* performance shown in Fig. 5 corresponds to Algorithm 1 with the true gradient, i.e., $A_t = \nabla_x f_t$ and $B_t = \nabla_u f_t$.

Figure 5 shows that the performance of both the finite-difference method and CEM heavily depends on the choice of the noise scale σ , whereas our method performs identically for all three values of σ . Even for tuned values of σ , the finite-difference method and CEM still need approximately twice as many rollouts per iteration as the open-loop RL method to reliably swing up the pendulum. At 10 rollouts per iteration, our method matches the oracle’s performance, while both baselines are below the *solved* threshold. This empirically confirms our theoretical claims at the end of Section 3.3, where we argue that exploiting the Markovian structure of the problem leads to increased sample efficiency.

Efficiency: off-trajectory open-loop RL. Finally, we turn to the method proposed in Section 3.4 (Algorithm B.3), which promises increased sample efficiency by estimating the Jacobians in an off-trajectory fashion. The performance of this algorithm is shown in Fig. 6, where the learning curves of all our methods as well as the two baselines and the oracle are plotted. For the on-trajectory methods compared in Fig. 5, we chose for each the minimum number of rollouts M such that, under the best choice for σ , the method would reliably solve the swing-up task. The hyperparameters for

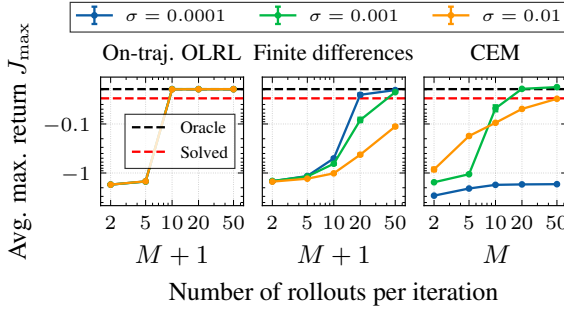


Figure 5: The on-trajectory open-loop RL method is more sample-efficient than the finite-difference and cross-entropy methods. It is also much less sensitive to the noise scale σ .

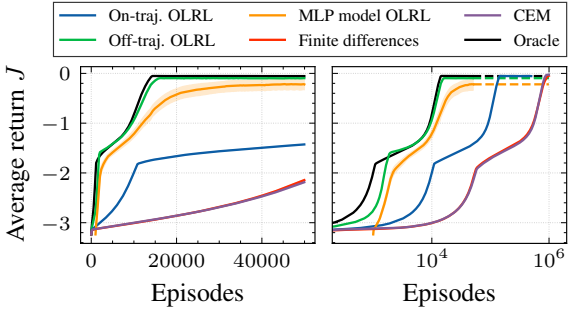


Figure 6: Learning curves on the pendulum task. On the right, we show a longer time period in log scale. The off-trajectory open-loop RL method converges almost as fast as the oracle method.

all methods are summarized in Appendix I. It can be seen that the off-trajectory method, which only requires one rollout per iteration, converges much faster than the on-trajectory open-loop RL method.

4.2. MuJoCo

While the inverted pendulum is illustrative for analyzing our algorithms empirically, it is a relatively simple task with smooth, low-dimensional, and deterministic dynamics. In this section, we test our method in two considerably more challenging environments: the *Ant-v4* and *HalfCheetah-v4* tasks provided by the OpenAI Gym library (Brockman et al., 2016; Towers et al., 2023), implemented in MuJoCo (Todorov et al., 2012). These environments are high-dimensional, they exhibit non-smooth contact dynamics, and the initial state is randomly sampled at the beginning of each episode.

We tackle these two tasks with our model-free off-trajectory method (Algorithm B.3). The results are shown in Fig. 7, where we compare to the closed-loop RL baseline soft actor-critic (SAC; Haarnoja et al., 2018a). It can be seen that the open-loop RL method performs comparably to SAC, even though SAC learns a closed-loop policy that is capable of adapting its behavior to the initial condition.³ In the figure, we also analyze the open-loop performance achieved by SAC. Whereas the closed-loop performance is the return obtained in a rollout where the actions are taken according to the mean of the Gaussian policy, the open-loop return is achieved by blindly executing exactly the same actions in a new episode. The discrepancy in performance is thus completely due to the stochasticity in the initial state. In Appendix G, we show that our method also works with a longer horizon T .

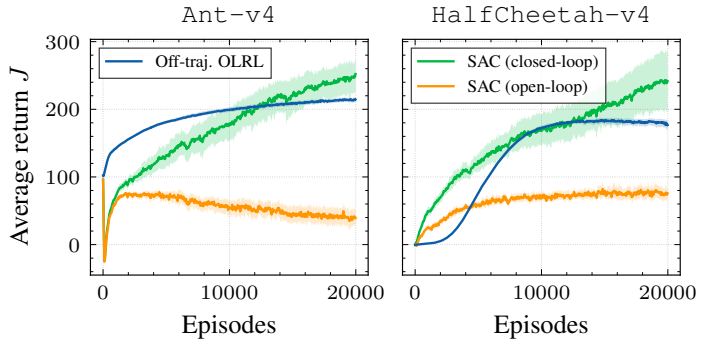


Figure 7: Learning curves of our off-trajectory open-loop RL method and soft actor-critic (SAC) for two MuJoCo tasks. All experiments were repeated with 20 random seeds, and we show 95%-bootstrap confidence intervals for the average return. The horizon is fixed to $T = 100$.

3. In this comparison, our method is further disadvantaged by the piecewise constant “health” terms in the reward function of *Ant-v4*. Our method, exclusively relying on the gradient of the reward function, ignores these.

The results demonstrate that the open-loop RL algorithm is robust to a certain level of stochasticity in the initial state of stable dynamical systems. Additionally, while our convergence analysis depends on the assumption of smooth dynamics, these experiments empirically demonstrate that the algorithms are also able to tackle non-smooth contact dynamics. Finally, we see that the high dimensionality of the MuJoCo systems is handled without complications. While soft actor-critic is an elegant and powerful algorithm, the combination with deep function approximation can make efficient learning more difficult. Our methods are considerably simpler and, because they are based on Pontryagin’s principle rather than dynamic programming, they evade the curse of dimensionality by design, and thus do not require any function approximation.

5. Discussion

This paper makes an important first step towards understanding how principles from open-loop optimal control can be combined with ideas from reinforcement learning while preserving convergence guarantees. We propose three algorithms that address this *open-loop RL* problem, from robust trajectory optimization with an approximate model to sample-efficient learning under fully unknown dynamics. This work focuses on reinforcement learning in continuous state and action spaces, a class of problems known to be challenging (Recht, 2019). Although this setting allows us to leverage continuous optimization techniques, we expect that most ideas will transfer to the discrete setting, and we would be interested to see further research on this topic.

It is interesting to note that there are many apparent parallels between our open-loop RL algorithms and their closed-loop counterparts. The distinction between model-based and model-free methods is similar to that in closed-loop RL. Likewise, the on-trajectory and off-trajectory methods we present show a tradeoff between sample efficiency and stability that is reminiscent of the tradeoffs between on-policy and off-policy methods in closed-loop RL. The question of exploration, which is central to reinforcement learning, also arises in our case. We do not address this complex problem thoroughly here but instead rely on additive Gaussian noise to sample diverse trajectories.

Limitations of open-loop RL. Another important open question is how open-loop methods fit into the reinforcement learning landscape. An inherent limitation of these methods is that an open-loop controller can, by definition, not react to unexpected changes in the system’s state, be it due to random disturbances or an adversary. An open-loop controller cannot balance an inverted pendulum in its unstable position⁴, track a reference trajectory in noisy conditions, or play Go, where reactions to the opponent’s moves are constantly required. In these situations, open-loop RL is not viable or only effective over a very short horizon T . However, if the disturbances are small, and the system is not sensitive to small changes in state or action (roughly speaking, if the system is stable and non-chaotic), then a reaction is not necessary, and open-loop RL works even for long horizons T (as we highlight in our MuJoCo experiments, cf. Appendix G). Open-loop control can be viewed as a special case of closed-loop control, and therefore it is clear that closed-loop control is much more powerful. Our algorithms provide a first solution to the open-loop RL problem and are not intended to replace any of the existing closed-loop RL algorithms. In control engineering, it is common to combine feedback and feedforward techniques. In many situations, it can be shown that such a combination will significantly outperform a solution based on feedback alone (e.g., Åström and Murray, 2021, Sec. 12.4). We believe that ultimately a combination of open-loop and closed-loop techniques will also be fruitful in reinforcement learning and think that this is an important direction for future research.

4. Except with a clever trick called *vibrational control* (Meerkov, 1980).

Acknowledgments

We thank the International Max Planck Research School for Intelligent Systems (IMPRS-IS) for their support. C. Vernade is funded by the German Research Foundation (DFG) under both the project 468806714 of the Emmy Noether Programme and under Germany’s Excellence Strategy – EXC number 2064/1 – Project number 390727645. M. Muehlebach is funded by the German Research Foundation (DFG) under the project 456587626 of the Emmy Noether Programme.

References

- Karl J. Åström and Tore Hägglund. *PID Controllers: Theory, Design, and Tuning*. International Society for Measurement and Control, second edition, 1995. 16
- Karl J. Åström and Richard M. Murray. *Feedback Systems: An Introduction for Scientists and Engineers*. Princeton University Press, second edition, 2021. 10, 16
- John T. Betts. *Practical Methods for Optimal Control and Estimation Using Nonlinear Programming*. SIAM, 2010. 2, 16
- Lucas Böttcher, Nino Antulov-Fantulin, and Thomas Asikis. AI Pontryagin or how artificial neural networks learn to control dynamical systems. *Nature communications*, 13(333), 2022. URL <https://doi.org/10.1038/s41467-021-27590-0>. 16
- Léon Bottou, Frank E Curtis, and Jorge Nocedal. Optimization methods for large-scale machine learning. *SIAM review*, 60(2):223–311, 2018. URL <https://doi.org/10.1137/16M1080173>. 20
- Greg Brockman, Vicki Cheung, Ludwig Pettersson, Jonas Schneider, John Schulman, Jie Tang, and Wojciech Zaremba. OpenAI Gym. *arXiv:1606.01540*, 2016. URL <http://arxiv.org/abs/1606.01540>. 9
- Thomas Carraro, Michael Geiger, Stefan Körkel, and Rolf Rannacher, editors. *Multiple Shooting and Time Domain Decomposition Methods*. Springer, 2015. 16
- Yuqing Chen and David J. Braun. Hardware-in-the-loop iterative optimal feedback control without model-based future prediction. *IEEE Transactions on Robotics*, 35(6):1419–1434, 2019. URL <https://doi.org/10.1109/TRO.2019.2929014>. 16
- Jonas Degraeve, Federico Felici, Jonas Buchli, Michael Neunert, Brendan Tracey, Francesco Carpanese, Timo Ewalds, Roland Hafner, Abbas Abdolmaleki, Diego de Las Casas, et al. Magnetic control of tokamak plasmas through deep reinforcement learning. *Nature*, 602(7897):414–419, 2022. URL <https://doi.org/10.1038/s41586-021-04301-9>. 16
- Moritz Diehl, Hans Georg Bock, Holger Diedam, and Pierre-Brice Wieber. Fast direct multiple shooting algorithms for optimal robot control. In *Fast Motions in Biomechanics and Robotics: Optimization and Feedback Control*, pages 65–93. Springer, 2006. URL https://doi.org/10.1007/978-3-540-36119-0_4. 2
- Onno Eberhard, Jakob Hollenstein, Cristina Pinneri, and Georg Martius. Pink noise is all you need: Colored noise exploration in deep reinforcement learning. In *Proceedings of the Eleventh*

- International Conference on Learning Representations*, 2023. URL <https://openreview.net/forum?id=hQ9V5QN27eS>. 8
- Katerina Fragkiadaki, Sergey Levine, Panna Felsen, and Jitendra Malik. Recurrent network models for human dynamics. In *Proceedings of the IEEE International Conference on Computer Vision*, pages 4346–4354, 2015. URL <https://doi.org/10.1109/ICCV.2015.488>. 16
- Javier Gamiz, Herminio Martínez, Antoni Grau, Yolanda Bolea, and Ramón Vilanova. Feed-forward control for a drinking water treatment plant chlorination process. In *2020 25th IEEE International Conference on Emerging Technologies and Factory Automation (ETFA)*, volume 1, pages 462–467, 2020. URL <https://doi.org/10.1109/ETFA46521.2020.9211884>. 16
- Hans P. Geering. *Optimal Control with Engineering Applications*. Springer, 2007. 2
- Tuomas Haarnoja, Aurick Zhou, Pieter Abbeel, and Sergey Levine. Soft actor-critic: Off-policy maximum entropy deep reinforcement learning with a stochastic actor. In *Proceedings of the 35th International Conference on Machine Learning*, volume 80 of *Proceedings of Machine Learning Research*, pages 1856–1865. PMLR, 2018a. URL <http://proceedings.mlr.press/v80/haarnoja18b.html>. 9, 26
- Tuomas Haarnoja, Aurick Zhou, Kristian Hartikainen, George Tucker, Sehoon Ha, Jie Tan, Vikash Kumar, Henry Zhu, Abhishek Gupta, Pieter Abbeel, and Sergey Levine. Soft actor-critic algorithms and applications. *arXiv:1812.05905*, 2018b. URL <http://arxiv.org/abs/1812.05905>. 27
- Danijar Hafner, Timothy Lillicrap, Ian Fischer, Ruben Villegas, David Ha, Honglak Lee, and James Davidson. Learning latent dynamics for planning from pixels. In *Proceedings of the 36th International Conference on Machine Learning*, volume 97 of *Proceedings of Machine Learning Research*, pages 2555–2565. PMLR, 2019. URL <https://proceedings.mlr.press/v97/hafner19a.html>. 25
- Eric Hansen, Andrew Barto, and Shlomo Zilberstein. Reinforcement learning for mixed open-loop and closed-loop control. *Advances in Neural Information Processing Systems*, 9, 1996. URL <https://proceedings.neurips.cc/paper/1996/hash/ab1a4d0dd4d48a2ba1077c4494791306-Abstract.html>. 16
- Greg Horn, Sébastien Gros, and Moritz Diehl. Numerical trajectory optimization for airborne wind energy systems described by high fidelity aircraft models. In Uwe Ahrens, Moritz Diehl, and Roland Schmehl, editors, *Airborne Wind Energy*, pages 205–218. Springer, 2013. URL https://doi.org/10.1007/978-3-642-39965-7_11. 16
- Nikolaus Howe, Simon Dufort-Labbé, Nitarshan Rajkumar, and Pierre-Luc Bacon. Myriad: a real-world testbed to bridge trajectory optimization and deep learning. In *Advances in Neural Information Processing Systems*, volume 35, pages 29801–29815, 2022. URL https://proceedings.neurips.cc/paper_files/paper/2022/hash/c0b91f9a3587bf35287f41dba5d20233-Abstract-Datasets_and_Benchmarks.html. 16
- Muhammad Kamran Janjua, Haseeb Shah, Martha White, Erfan Miah, Marlos C Machado, and Adam White. GVF in the real world: making predictions online for water treatment. *Machine*

- Learning*, 113(8):5151–5181, 2024. URL <https://doi.org/10.1007/s10994-023-06413-x>. 16
- Wanxin Jin, Zhaoran Wang, Zhuoran Yang, and Shaoshuai Mou. Pontryagin differentiable programming: An end-to-end learning and control framework. In *Advances in Neural Information Processing Systems*, volume 33, pages 7979–7992, 2020. URL <https://proceedings.neurips.cc/paper/2020/hash/5a7b238ba0f6502e5d6be14424b20ded-Abstract.html>. 16
- Diederik P. Kingma and Jimmy Ba. Adam: A method for stochastic optimization. In *Proceedings of the Third International Conference on Learning Representations*, 2014. URL <http://arxiv.org/abs/1412.6980>. 26
- Jun Haeng Lee, Tobi Delbruck, and Michael Pfeiffer. Training deep spiking neural networks using backpropagation. *Frontiers in Neuroscience*, 10, 2016. URL <https://doi.org/10.3389/fnins.2016.00508>. 16
- Lennart Ljung. *System Identification: Theory for the User*. Prentice Hall, 1999. 7
- Hao Ma, Dieter Büchler, Bernhard Schölkopf, and Michael Muehlebach. A learning-based iterative control framework for controlling a robot arm with pneumatic artificial muscles. In *Proceedings of Robotics: Science and Systems*, 2022. URL <https://www.roboticsproceedings.org/rss18/p029.html>. 16
- Hao Ma, Dieter Büchler, Bernhard Schölkopf, and Michael Muehlebach. Reinforcement learning with model-based feedforward inputs for robotic table tennis. *Autonomous Robots*, 47:1387–1403, 2023. URL <https://doi.org/10.1007/s10514-023-10140-6>. 16
- Massimiliano Mattei, Raffaele Albanese, Giuseppe Ambrosino, and Alfredo Portone. Open loop control strategies for plasma scenarios: Linear and nonlinear techniques for configuration transitions. In *Proceedings of the 45th IEEE Conference on Decision and Control*, pages 2220–2225, 2006. URL <https://doi.org/10.1109/CDC.2006.377412>. 16
- Semyon M. Meerkov. Principle of vibrational control: Theory and applications. *IEEE Transactions on Automatic Control*, 25(4):755–762, 1980. URL <https://doi.org/10.1109/TAC.1980.1102426>. 10
- Kevin L. Moore. *Iterative Learning Control for Deterministic Systems*. Springer, 1993. URL <https://doi.org/10.1007/978-1-4471-1912-8>. 16
- Michael Niemeyer, Lars Mescheder, Michael Oechsle, and Andreas Geiger. Differentiable volumetric rendering: Learning implicit 3D representations without 3D supervision. In *Proceedings of the IEEE/CVF Conference on Computer Vision and Pattern Recognition*, pages 3504–3515, 2020. URL https://openaccess.thecvf.com/content_CVPR_2020/html/Niemeyer_Differentiable_Volumetric_Rendering_Learning_Implicit_3D_Representations_Without_3D_Supervision_CVPR_2020_paper.html. 16
- Cristina Pinneri, Shambhuraj Sawant, Sebastian Blaes, Jan Achterhold, Joerg Stueckler, Michal Rolinek, and Georg Martius. Sample-efficient cross-entropy method for real-time planning. In

- Proceedings of the 2020 Conference on Robot Learning*, volume 155 of *Proceedings of Machine Learning Research*, pages 1049–1065. PMLR, 2021. URL <https://proceedings.mlr.press/v155/pinneri21a.html>. 25
- Lev S. Pontryagin, Vladimir G. Boltayanskii, Revaz V. Gamkrelidze, and Evgenii F. Mishchenko. *Mathematical Theory of Optimal Processes*. Wiley, 1962. 2
- Antonin Raffin, Ashley Hill, Adam Gleave, Anssi Kanervisto, Maximilian Ernestus, and Noah Dormann. Stable-Baselines3: Reliable reinforcement learning implementations. *Journal of Machine Learning Research*, 22(268):1–8, 2021. URL <http://jmlr.org/papers/v22/20-1364.html>. 27
- Antonin Raffin, Olivier Sigaud, Jens Kober, Alin Albu-Schäffer, João Silvério, and Freek Stulp. A simple open-loop baseline for reinforcement learning locomotion tasks. *arXiv:2310.05808*, 2023. 16
- Benjamin Recht. A tour of reinforcement learning: The view from continuous control. *Annual Review of Control, Robotics, and Autonomous Systems*, 2:253–279, 2019. URL <https://doi.org/10.1146/annurev-control-053018-023825>. 10
- Reuven Rubinstein. The cross-entropy method for combinatorial and continuous optimization. *Methodology and Computing in Applied Probability*, 1:127–190, 1999. URL <https://doi.org/10.1023/A:1010091220143>. 8, 25
- Stefan Schaal and Christopher G. Atkeson. Learning control in robotics. *IEEE Robotics & Automation Magazine*, 17(2):20–29, 2010. URL <https://doi.org/10.1109/MRA.2010.936957>. 16
- Andreas Schäfer, Peter Kühn, Moritz Diehl, Johannes Schlöder, and Hans Georg Bock. Fast reduced multiple shooting methods for nonlinear model predictive control. *Chemical Engineering and Processing: Process Intensification*, 46(11):1200–1214, 2007. URL <https://doi.org/10.1016/j.cep.2006.06.024>. 16
- Carmelo Sferrazza, Michael Muehlebach, and Raffaello D’Andrea. Learning-based parametrized model predictive control for trajectory tracking. *Optimal Control Applications and Methods*, 41(6):2225–2249, 2020. URL <https://doi.org/10.1002/oca.2656>. 2
- Sigurd Skogestad and Ian Postlethwaite. *Multivariable Feedback Control: Analysis and Design*. Wiley, second edition, 2005. 16
- Richard S. Sutton and Andrew G. Barto. *Reinforcement Learning: An Introduction*. MIT press, second edition, 2018. 1
- Emanuel Todorov, Tom Erez, and Yuval Tassa. MuJoCo: A physics engine for model-based control. In *Proceedings of the IEEE/RSJ International Conference on Intelligent Robots and Systems*, pages 5026–5033, 2012. URL <https://doi.org/10.1109/IROS.2012.6386109>. 9
- Mark Towers, Jordan K. Terry, Ariel Kwiatkowski, John U. Balis, Gianluca de Cola, Tristan Deleu, Manuel Goulão, Andreas Kallinteris, Arjun KG, Markus Krimmel, et al. Gymnasium, 2023. URL <https://github.com/Farama-Foundation/Gymnasium>. 9

- Jurgen van Zundert and Tom Oomen. On inversion-based approaches for feedforward and ILC. *Mechatronics*, 50:282–291, 2018. URL <https://doi.org/10.1016/j.mechatronics.2017.09.010>. 2
- Diederik Verscheure, Bram Demeulenaere, Jan Swevers, Joris De Schutter, and Moritz Diehl. Time-optimal path tracking for robots: A convex optimization approach. *IEEE Transactions on Automatic Control*, 54(10):2318–2327, 2009. URL <https://doi.org/10.1109/TAC.2009.2028959>. 16
- Marin Vlastelica, Anselm Paulus, Vít Musil, Georg Martius, and Michal Rolínek. Differentiation of blackbox combinatorial solvers. In *Proceedings of the Eighth International Conference on Learning Representations*, 2020. URL <https://openreview.net/forum?id=BkevoJSYPB>. 16
- Logan G. Wright, Tatsuhiko Onodera, Martin M. Stein, Tianyu Wang, Darren T. Schachter, Zoey Hu, and Peter L. McMahon. Deep physical neural networks trained with backpropagation. *Nature*, 601(7894):549–555, 2022. URL <https://doi.org/10.1038/s41586-021-04223-6>. 16

Appendix A. Related work

Historically, control theory has dealt with both closed-loop and open-loop control, and there is a broad consensus in the control community that both are important (Åström and Murray, 2021; Skogestad and Postlethwaite, 2005; Åström and Hägglund, 1995; Betts, 2010; Verscheure et al., 2009; Horn et al., 2013). A simple application of open-loop methods is the control of electric stoves with *simmerstats*, which regulate the temperature by periodically switching the power on and off. Open-loop control is also applied to much more challenging problems, such as the regulation of drinking-water treatment plants (Gamiz et al., 2020) or plasmas in a tokamak (Mattei et al., 2006). These problems have also been of interest to the reinforcement learning community (Janjua et al., 2024; Degraeve et al., 2022).

The numerical solution of trajectory optimization problems has also been studied in machine learning (Schaal and Atkeson, 2010; Howe et al., 2022). As in our approach, an important aspect of these methods is to exploit the Markovian structure of the dynamics to reduce computation (Carraro et al., 2015; Schäfer et al., 2007). However, in contrast to the RL setting that we consider, existing methods address situations where the dynamics are known. Another set of related methods is known as *iterative learning control* (Moore, 1993; Ma et al., 2022, 2023), which is a control-theoretic framework that iteratively improves the execution of a task by optimizing over feedforward trajectories. However, these methods are often formulated for *trajectory tracking* tasks, while we consider a more general class of reinforcement learning problems. Chen and Braun (2019) explore an idea similar to that in our Algorithm B.1; their model-based control algorithm combines a rollout in a real system with an inaccurate model to construct an iterative LQR feedback controller. A combination of open-loop and closed-loop methods in the context of reinforcement learning is explored by Hansen et al. (1996).

Raffin et al. (2023) have recently proposed to use open-loop control as a baseline to compare to more complex deep reinforcement learning methods. They argue, as do we, that deep RL methods have become very complex, and that open-loop solutions may be favored for certain tasks due to their simplicity. Their approach is to combine a gradient-free optimization method (CMA-ES, very similar to our baseline CEM), with prior knowledge about the problem (instead of letting the u_t be completely free, they optimize the parameters of nonlinear oscillators). The authors express their surprise about the good performance of the open-loop method compared to state-of-the-art deep RL algorithms on certain MuJoCo tasks, similar to the ones we consider in Section 4.2 (cf. Raffin et al., 2023, p. 8).

Recently, deep neural networks have been used to learn representations of complex dynamical systems (Fragkiadaki et al., 2015) and Pontryagin’s principle was leveraged in the optimization of control tasks based on such models (Jin et al., 2020; Böttcher et al., 2022). However, these methods only consider the setting of closed-loop control. The combination of an exact forward pass with an approximate backward pass, which our methods are based on, has also been explored in different settings in the deep learning literature, such as spiking (Lee et al., 2016) or physical (Wright et al., 2022) neural networks, or networks that include nondifferentiable procedures, for example used for rendering (Niemeyer et al., 2020) or combinatorial optimization (Vlastelica et al., 2020). The analysis of Appendix E that we developed for our convergence result (Theorem 4) could also be relevant for these applications, as the fundamental structure (backpropagation with an accurate forward pass and an inaccurate backward pass) is identical.

Appendix B. Algorithms

In this section, we provide detailed descriptions of the three open-loop RL algorithms presented in the main text. The model-based algorithm of Section 3.2 is listed in Algorithm B.1, the model-free

on-trajectory method of Section 3.3 is listed in Algorithm B.2, and the off-trajectory method of Section 3.4 is listed in Algorithm B.3. The hyperparameters we use in these algorithms are discussed in Appendix I.

Algorithm B.1: Model-based open-loop RL

Input: Differentiable model $\tilde{f} : \mathcal{X} \times \mathcal{U} \rightarrow \mathcal{X}$, optimization steps $N \in \mathbb{N}$, step size $\eta > 0$

```

1 Initialize  $u_{0:T-1}$  (initial action sequence)
2 for  $k = 1, 2, \dots, N$  do
    // Forward pass
3    $x_{0:T} \leftarrow \text{rollout}(u_{0:T-1})$ 
    // Backward pass
4    $\tilde{\lambda}_T \leftarrow \nabla r_T(x_T)$ 
5   for  $t = T-1, T-2, \dots, 0$  do
6      $\tilde{\lambda}_t \leftarrow \nabla_x r(x_t, u_t) + \nabla_x \tilde{f}(x_t, u_t) \tilde{\lambda}_{t+1}$ 
7      $g_t \leftarrow \nabla_u r(x_t, u_t) + \nabla_u \tilde{f}(x_t, u_t) \tilde{\lambda}_{t+1}$ 
8      $u_t \leftarrow u_t + \eta g_t$  // Gradient ascent

```

Algorithm B.2: Model-free on-trajectory open-loop RL

Input: Number of rollouts $M \in \mathbb{N}$, noise scale $\sigma > 0$, optimization steps $N \in \mathbb{N}$, step size $\eta > 0$

```

1 Initialize  $\bar{u}_{0:T-1}$  (initial action sequence)
2 for  $k = 1, 2, \dots, N$  do
    // Forward passes
3    $\bar{x}_{0:T} \leftarrow \text{rollout}(\bar{u}_{0:T-1})$ 
4   for  $i = 1, 2, \dots, M$  do
5      $u_{0:T-1}^{(i)} \sim \mathcal{N}(\bar{u}_{0:T-1}, \sigma I)$ 
6      $x_{0:T}^{(i)} \leftarrow \text{rollout}(u_{0:T-1}^{(i)})$ 
7      $\Delta u_{0:T-1}^{(i)} \leftarrow u_{0:T-1}^{(i)} - \bar{u}_{0:T-1}$ 
8      $\Delta x_{0:T}^{(i)} \leftarrow x_{0:T}^{(i)} - \bar{x}_{0:T}$ 
    // Backward pass
9    $\tilde{\lambda}_T \leftarrow \nabla r_T(\bar{x}_T)$ 
10  for  $t = T-1, T-2, \dots, 0$  do
    // Jacobian estimation
11    $A_t, B_t \leftarrow \arg \min_{A_t \in \mathbb{R}^{D \times D}, B_t \in \mathbb{R}^{K \times D}} \sum_{i=1}^M \|A_t^\top \Delta x_t^{(i)} + B_t^\top \Delta u_t^{(i)} - \Delta x_{t+1}^{(i)}\|^2$ 
    // Pontryagin update
12    $\tilde{\lambda}_t \leftarrow \nabla_x r(\bar{x}_t, \bar{u}_t) + A_t \tilde{\lambda}_{t+1}$ 
13    $g_t \leftarrow \nabla_u r(\bar{x}_t, \bar{u}_t) + B_t \tilde{\lambda}_{t+1}$ 
14    $\bar{u}_t \leftarrow \bar{u}_t + \eta g_t$  // Gradient ascent

```

Algorithm B.3: Model-free off-trajectory open-loop RL

Input: Forgetting factor $\alpha \in [0, 1]$, noise scale $\sigma > 0$, initial precision $q_0 > 0$, optimization steps $N \in \mathbb{N}$, step size $\eta > 0$

```

1 Initialize  $\bar{u}_{0:T-1}$  (initial action sequence)
2 Initialize  $F_t \in \mathbb{R}^{D \times (D+K+1)}, \forall t \in [T-1]_0$ 
3  $Q_t \leftarrow q_0 I \in \mathbb{R}^{(D+K+1) \times (D+K+1)}, \forall t \in [T-1]_0$ 
4 for  $k = 1, 2, \dots, N$  do
    // Forward pass
5      $u_{0:T-1} \sim \mathcal{N}(\bar{u}_{0:T-1}, \sigma I)$ 
6      $x_{0:T} \leftarrow \text{rollout}(u_{0:T-1})$ 
    // Backward pass
7      $\tilde{\lambda}_T \leftarrow \nabla r_T(x_T)$ 
8     for  $t = T-1, T-2, \dots, 0$  do
        // Jacobian estimation
9          $z_t \leftarrow [x_t^\top u_t^\top 1]^\top$ 
10         $Q_t \leftarrow \alpha Q_t + (1 - \alpha) q_0 I + z_t z_t^\top$ 
11         $F_t \leftarrow F_t + Q_t^{-1} z_t (x_{t+1} - F_t z_t)^\top$ 
12         $[A_t^\top B_t^\top c_t] \leftarrow F_t$ 
        // Pontryagin update
13         $\tilde{\lambda}_t \leftarrow \nabla_x r(x_t, u_t) + A_t \tilde{\lambda}_{t+1}$ 
14         $g_t \leftarrow \nabla_u r(x_t, u_t) + B_t \tilde{\lambda}_{t+1}$ 
15         $\bar{u}_t \leftarrow \bar{u}_t + \eta g_t$  // Gradient ascent
    
```

Appendix C. Derivation of Pontryagin's principle

In this section, we will derive Pontryagin's principle, equations (1) to (3), using the method of Lagrange multipliers. In the following we view the objective J as a function of states and actions, that is

$$J(x_{0:T}, u_{0:T-1}) \doteq \sum_{t=0}^{T-1} r(x_t, u_t) + r_T(x_T).$$

We maximize J with respect to $x_{0:T}$ and $u_{0:T-1}$ subject to the constraint that $x_{t+1} = f(x_t, u_t)$ for all $t = [T-1]_0$. The corresponding Lagrangian is

$$L(x_{0:T}, u_{0:T-1}, \lambda_{1:T}) \doteq \sum_{t=0}^{T-1} \{r(x_t, u_t) + \lambda_{t+1}^\top (f(x_t, u_t) - x_{t+1})\} + r_T(x_T),$$

where the constraints are included through the multipliers $\lambda_{1:T}$. The costate equations are then obtained by setting the partial derivatives of the Lagrangian with respect to $x_{0:T}$ to zero:

$$\begin{aligned} \nabla_{x_t} L &= \nabla_x r(x_t, u_t) + \nabla_x f(x_t, u_t) \lambda_{t+1} - \lambda_t \doteq 0 \\ \implies \lambda_t &= \nabla_x r(x_t, u_t) + \nabla_x f(x_t, u_t) \lambda_{t+1} \end{aligned}$$

$$\begin{aligned}\nabla_{x_T} L &= \nabla r_T(x_T) - \lambda_T \doteq 0 \\ \implies \lambda_T &= \nabla r_T(x_T).\end{aligned}$$

Setting the partial derivatives of the Lagrangian with respect to $\lambda_{1:T}$ to zero yields the dynamics equations, and the partial derivatives of the Lagrangian with respect to $u_{0:T-1}$ are

$$\nabla_{u_t} L = \nabla_u r(x_t, u_t) + \nabla_u f(x_t, u_t) \lambda_{t+1},$$

which is the same expression for the gradient of the objective as in (1).

Appendix D. Pontryagin’s principle from backpropagation

In Section 3.2, we mention that an application of the backpropagation algorithm (i.e., a repeated application of the chain rule) to the objective J leads naturally to Pontryagin’s principle. We have

$$\begin{aligned}J(u_{0:T-1}) &= \sum_{t=0}^{T-1} r(x_t, u_t) + r_T(x_T) \\ &= r(x_0, u_0) + r\{\underbrace{f(x_0, u_0)}_{x_1}, u_1\} + r\{\underbrace{f(f(x_0, u_0), u_1)}_{x_2}, u_2\} + \cdots \\ &\quad + r\{\underbrace{f(f(\cdots f(f(x_0, u_0), u_1) \cdots), u_{T-2})}_{x_{T-1}}, u_{T-1}\} \\ &\quad + r_T\{\underbrace{f(f(\cdots f(f(x_0, u_0), u_1) \cdots), u_{T-1})}_{x_T}\}.\end{aligned}$$

The chain rule states that for $g : \mathbb{R}^n \rightarrow \mathbb{R}^k$, $h : \mathbb{R}^k \rightarrow \mathbb{R}^m$ and $x \in \mathbb{R}^n$,

$$\nabla(h \circ g)(x) = \nabla g(x) \nabla h\{g(x)\},$$

where $\nabla g : \mathbb{R}^n \rightarrow \mathbb{R}^{n \times k}$, $\nabla h : \mathbb{R}^k \rightarrow \mathbb{R}^{k \times m}$ and $\nabla(h \circ g) : \mathbb{R}^n \rightarrow \mathbb{R}^{n \times m}$. From this, we can compute the gradient of the objective function with respect to the action u_t at time $t \in [T-1]_0$ as

$$\begin{aligned}\nabla_{u_t} J(u_{0:T-1}) &= \nabla_u r(x_t, u_t) + \nabla_u f(x_t, u_t) \nabla_x r(x_{t+1}, u_{t+1}) \\ &\quad + \nabla_u f(x_t, u_t) \nabla_x f(x_{t+1}, u_{t+1}) \nabla_x r(x_{t+2}, u_{t+2}) \\ &\quad + \cdots \\ &\quad + \nabla_u f(x_t, u_t) \nabla_x f(x_{t+1}, u_{t+1}) \cdots \nabla_x f(x_{T-2}, u_{T-2}) \nabla_x r(x_{T-1}, u_{T-1}) \\ &\quad + \nabla_u f(x_t, u_t) \nabla_x f(x_{t+1}, u_{t+1}) \cdots \nabla_x f(x_{T-1}, u_{T-1}) \nabla r_T(x_T) \\ &= \nabla_u r(x_t, u_t) + \nabla_u f(x_t, u_t) \lambda_{t+1},\end{aligned}$$

where we have introduced the shorthand λ_{t+1} for the blue part. This is the same expression for the gradient as in (1), and it can easily be seen that this definition of λ_t satisfies the costate equations (2) and (3).

Appendix E. Proof of Theorem 4

In this section, we prove Theorem 4, our convergence result of Algorithm 1. The main part of the proof is contained in the proof of Theorem 7, which provides a lower bound for the inner

product between the approximate and true gradients as well as an upper bound for the norm of the approximate gradients. Intuitively, this theorem turns Assumption 2, which is a statement about the error of the approximate Jacobians, into a statement about the error of the approximate gradient. We then show that Theorem 4 follows by making use of the L -smoothness (Assumption 3) of the objective function. This latter part is a standard result in the analysis of stochastic gradient methods (e.g., Bottou et al., 2018).

Before coming to the main result, we introduce the following shorthand notation. Given a fixed trajectory $(u_{0:T-1}, x_{0:T})$, we define

$$\nabla J_t \doteq \nabla_u f_t \lambda_{t+1}, \quad \varepsilon_t \doteq A_t - \nabla_x f_t, \quad \varepsilon'_t \doteq B_t - \nabla_u f_t \quad \text{and} \quad \delta_{t+1} \doteq \tilde{\lambda}_{t+1} - \lambda_{t+1}$$

for all times $t \in [T-1]_0$. By (1) and Assumption 1, the first quantity defines the true gradient and the approximate gradient is given by $g_t = B_t \tilde{\lambda}_{t+1}$. We also state two small lemmas, which we will use routinely in the following proof.

Lemma 5 *Let $x, y \in \mathbb{R}^n$ for $n \in \mathbb{N}$ and $\alpha \in \mathbb{R}$ such that $\|x\| \leq \alpha \|y\|$. Then, $|x^\top y| \leq \alpha \|y\|^2$.*

Proof $\|x\| \leq \alpha \|y\| \implies \|x\| \|y\| \leq \alpha \|y\|^2 \implies |x^\top y| \leq \alpha \|y\|^2$ (by Cauchy-Schwarz). \blacksquare

Lemma 6 *Let $A, B \in \mathbb{R}^{m \times n}$ for some $m, n \in \mathbb{N}$ and $x, y \in \mathbb{R}^n$ such that $\bar{\sigma}(A) \|x\| \leq \underline{\sigma}(B) \|y\|$. Then, $\|Ax\| \leq \|By\|$.*

Proof This is a simple corollary of the Courant-Fischer (min-max) theorem. The min-max theorem states that, for a symmetric matrix $C \in \mathbb{R}^{n \times n}$, the minimum and maximum eigenvalues $\underline{\lambda}(C)$ and $\bar{\lambda}(C)$ are characterized in the following way:

$$\underline{\lambda}(C) = \min_{\substack{z \in \mathbb{R}^n \\ \|z\|=1}} z^\top C z \quad \text{and} \quad \bar{\lambda}(C) = \max_{\substack{z \in \mathbb{R}^n \\ \|z\|=1}} z^\top C z.$$

This can be extended to a characterization of the singular values $\bar{\sigma}(A)$ and $\underline{\sigma}(B)$ by relating them to the eigenvalues of $A^\top A$ and $B^\top B$, respectively:

$$\begin{aligned} \bar{\sigma}(A) &= \sqrt{\bar{\lambda}(A^\top A)} = \max_{\substack{z \in \mathbb{R}^n \\ \|z\|=1}} \sqrt{z^\top A^\top A z} = \max_{\substack{z \in \mathbb{R}^n \\ \|z\|=1}} \|Az\| \geq \frac{1}{\|x\|} \|Ax\|, \\ \underline{\sigma}(B) &= \sqrt{\underline{\lambda}(B^\top B)} = \min_{\substack{z \in \mathbb{R}^n \\ \|z\|=1}} \sqrt{z^\top B^\top B z} = \min_{\substack{z \in \mathbb{R}^n \\ \|z\|=1}} \|Bz\| \leq \frac{1}{\|y\|} \|By\|. \end{aligned}$$

Combining these inequalities, we get:

$$\|Ax\| \leq \bar{\sigma}(A) \|x\| \leq \underline{\sigma}(B) \|y\| \leq \|By\|. \quad \blacksquare$$

Theorem 7 *Suppose Assumptions 1 and 2 hold with γ and ζ and define $\mu \doteq 1 - \gamma - \zeta - \gamma\zeta$ and $\nu \doteq 1 + \gamma + \zeta + \gamma\zeta$. Then,*

$$g_t^\top \nabla J_t \geq \mu \|\nabla J_t\|^2 \quad \text{and} \quad \|g_t\| \leq \nu \|\nabla J_t\|,$$

for all $t \in [T-1]_0$.

Proof Let $t \in [T-1]_0$ be fixed. Decomposing the left-hand side of the first inequality, we get

$$\begin{aligned}
 g_t^\top \nabla J_t &= \tilde{\lambda}_{t+1}^\top B_t^\top \nabla_u f_t \lambda_{t+1} \\
 &= (\lambda_{t+1} + \delta_{t+1})^\top (\nabla_u f_t + \varepsilon'_t)^\top \nabla_u f_t \lambda_{t+1} \\
 &= \|\nabla J_t\|^2 + \underbrace{\lambda_{t+1}^\top \varepsilon'_t{}^\top \nabla_u f_t \lambda_{t+1}}_a + \underbrace{\delta_{t+1}^\top \nabla_u f_t^\top \nabla_u f_t \lambda_{t+1}}_b + \underbrace{\delta_{t+1}^\top \varepsilon'_t{}^\top \nabla_u f_t \lambda_{t+1}}_c \\
 &\geq \|\nabla J_t\|^2 - |a| - |b| - |c|.
 \end{aligned}$$

We will now show that

$$|a| \leq \zeta \|\nabla J_t\|^2 \quad \text{and} \quad |b| \leq \gamma \|\nabla J_t\|^2 \quad \text{and} \quad |c| \leq \gamma \zeta \|\nabla J_t\|^2,$$

which, when taken together, will give us

$$g_t^\top \nabla J_t \geq (1 - \gamma - \zeta - \gamma\zeta) \|\nabla J_t\|^2 = \mu \|\nabla J_t\|^2.$$

We first derive the bound on $|a|$:

$$\begin{aligned}
 &\bar{\sigma}(\varepsilon'_t) \leq \zeta \sigma(\nabla_u f_t) && \text{(Assumption 2b)} \\
 \Rightarrow &\|\varepsilon'_t \lambda_{t+1}\| \leq \zeta \|\nabla_u f_t \lambda_{t+1}\| && \text{(Lemma 6)} \\
 \Rightarrow &\underbrace{|\lambda_{t+1}^\top \varepsilon'_t{}^\top \nabla_u f_t \lambda_{t+1}|}_a \leq \zeta \|\nabla J_t\|^2. && \text{(Lemma 5)}
 \end{aligned} \tag{8}$$

The expression for b involves δ_{t+1} , which is the error of the approximate costate $\tilde{\lambda}_{t+1}$. This error comes from the cumulative error build-up due to $\varepsilon_{t+1:T-1}$, the errors of the approximate Jacobians used in the backward pass. To bound $|b|$ we therefore first need to bound this error build-up. To this end, we now show that for all $s \in [T-t]$,

$$\|\delta_{t+s}\| \leq \frac{\gamma}{3^{s-1}} \kappa^{-1}(\nabla_u f_t) \prod_{i=1}^{s-1} \kappa^{-1}(\nabla_x f_{t+i}) \|\lambda_{t+s}\|, \tag{9}$$

where we write the inverse condition number of a matrix A as $\kappa^{-1}(A) \doteq \sigma(A)/\bar{\sigma}(A)$. To prove this bound, we perform a backward induction on s . First, consider $s = T - t$. The right-hand side of (9) is clearly nonnegative. The left-hand side is

$$\|\delta_T\| = \|\tilde{\lambda}_T - \lambda_T\| = 0,$$

as $\tilde{\lambda}_T = \lambda_T$. Thus, the inequality holds for $s = T - t$. We now complete the induction by showing that it holds for any $s \in [T-t-1]$, assuming that it holds for $s+1$. We start by decomposing δ_{t+s} :

$$\begin{aligned}
 \delta_{t+s} &= \tilde{\lambda}_{t+s} - \lambda_{t+s} \\
 &= A_{t+s} \tilde{\lambda}_{t+s+1} - \nabla_x f_{t+s} \lambda_{t+s+1} \\
 &= (\nabla_x f_{t+s} + \varepsilon_{t+s})(\lambda_{t+s+1} + \delta_{t+s+1}) - \nabla_x f_{t+s} \lambda_{t+s+1} \\
 &= \varepsilon_{t+s} \lambda_{t+s+1} + \nabla_x f_{t+s} \delta_{t+s+1} + \varepsilon_{t+s} \delta_{t+s+1}.
 \end{aligned}$$

Now, we can bound $\|\delta_{t+s}\|$ by bounding these individual contributions:

$$\|\delta_{t+s}\| \leq \underbrace{\|\varepsilon_{t+s}\lambda_{t+s+1}\|}_{a'} + \underbrace{\|\nabla_x f_{t+s}\delta_{t+s+1}\|}_{b'} + \underbrace{\|\varepsilon_{t+s}\delta_{t+s+1}\|}_{c'}.$$

We start with $\|a'\|$:

$$\begin{aligned} \bar{\sigma}(\varepsilon_{t+s}) &\leq \frac{\gamma}{3^s} \kappa^{-1}(\nabla_u f_t) \prod_{i=1}^{s-1} \kappa^{-1}(\nabla_x f_{t+i}) \underline{\sigma}(\nabla_x f_{t+s}) && \text{(Assumption 2a)} \\ \Rightarrow \underbrace{\|\varepsilon_{t+s}\lambda_{t+s+1}\|}_{a'} &\leq \frac{\gamma}{3^s} \kappa^{-1}(\nabla_u f_t) \prod_{i=1}^{s-1} \kappa^{-1}(\nabla_x f_{t+i}) \underbrace{\|\nabla_x f_{t+s}\lambda_{t+s+1}\|}_{\lambda_{t+s}}. && \text{(Lemma 6)} \end{aligned}$$

Now, $\|b'\|$:

$$\begin{aligned} \|\delta_{t+s+1}\| &\leq \frac{\gamma}{3^s} \kappa^{-1}(\nabla_u f_t) \prod_{i=1}^s \kappa^{-1}(\nabla_x f_{t+i}) \|\lambda_{t+s+1}\| && \text{(Induction hypothesis)} \\ \Leftrightarrow \bar{\sigma}(\nabla_x f_{t+s}) \|\delta_{t+s+1}\| &\leq \frac{\gamma}{3^s} \kappa^{-1}(\nabla_u f_t) \prod_{i=1}^{s-1} \kappa^{-1}(\nabla_x f_{t+i}) \underline{\sigma}(\nabla_x f_{t+s}) \|\lambda_{t+s+1}\| && \text{(Definition of } \kappa^{-1}) \\ \Rightarrow \underbrace{\|\nabla_x f_{t+s}\delta_{t+s+1}\|}_{b'} &\leq \frac{\gamma}{3^s} \kappa^{-1}(\nabla_u f_t) \prod_{i=1}^{s-1} \kappa^{-1}(\nabla_x f_{t+i}) \underbrace{\|\nabla_x f_{t+s}\lambda_{t+s+1}\|}_{\lambda_{t+s}}. && \text{(Lemma 6)} \end{aligned}$$

And finally, $\|c'\|$:

$$\begin{aligned} \bar{\sigma}(\varepsilon_{t+s}) &\leq \underline{\sigma}(\nabla_x f_{t+s}) \leq \bar{\sigma}(\nabla_x f_{t+s}) && (10) \\ \Rightarrow \bar{\sigma}(\varepsilon_{t+s}) \|\delta_{t+s+1}\| &\leq \frac{\gamma}{3^s} \kappa^{-1}(\nabla_u f_t) \prod_{i=1}^s \kappa^{-1}(\nabla_x f_{t+i}) \bar{\sigma}(\nabla_x f_{t+s}) \|\lambda_{t+s+1}\| && \text{(Induction hypothesis)} \\ \Leftrightarrow \bar{\sigma}(\varepsilon_{t+s}) \|\delta_{t+s+1}\| &\leq \frac{\gamma}{3^s} \kappa^{-1}(\nabla_u f_t) \prod_{i=1}^{s-1} \kappa^{-1}(\nabla_x f_{t+i}) \underline{\sigma}(\nabla_x f_{t+s}) \|\lambda_{t+s+1}\| && \text{(Definition of } \kappa^{-1}) \\ \Rightarrow \underbrace{\|\varepsilon_{t+s}\delta_{t+s+1}\|}_{c'} &\leq \frac{\gamma}{3^s} \kappa^{-1}(\nabla_u f_t) \prod_{i=1}^{s-1} \kappa^{-1}(\nabla_x f_{t+i}) \underbrace{\|\nabla_x f_{t+s}\lambda_{t+s+1}\|}_{\lambda_{t+s}}. && \text{(Lemma 6)} \end{aligned}$$

Here, (10) follows from Assumption 2a by noting that the constant before $\underline{\sigma}(\nabla_x f_{t+s})$ on the right-hand side is not greater than 1. We can now put all three bounds together to give us (9):

$$\|\delta_{t+s}\| \leq \|a'\| + \|b'\| + \|c'\| \leq 3 \cdot \frac{\gamma}{3^s} \kappa^{-1}(\nabla_u f_t) \prod_{i=1}^{s-1} \kappa^{-1}(\nabla_x f_{t+i}) \|\lambda_{t+s}\|.$$

Equipped with a bound on δ_{t+s} , we are ready to bound $|b|$ and $|c|$. Starting with $|b|$, we have:

$$\begin{aligned}
 & \|\delta_{t+1}\| \leq \gamma \kappa^{-1}(\nabla_u f_t) \|\lambda_{t+1}\| && \text{(Eq. (9) for } s = 1) \\
 \iff & \bar{\sigma}(\nabla_u f_t) \|\delta_{t+1}\| \leq \gamma \underline{\sigma}(\nabla_u f_t) \|\lambda_{t+1}\| && \text{(Definition of } \kappa^{-1}) \\
 \implies & \|\nabla_u f_t \delta_{t+1}\| \leq \gamma \|\nabla_u f_t \lambda_{t+1}\| && \text{(Lemma 6)} \\
 \implies & \underbrace{|\delta_{t+1}^\top \nabla_u f_t^\top \nabla_u f_t \lambda_{t+1}|}_b \leq \gamma \|\nabla J_t\|^2. && \text{(Lemma 5)}
 \end{aligned} \tag{11}$$

And finally, we can bound $|c|$:

$$\begin{aligned}
 & \bar{\sigma}(\varepsilon'_t) \leq \zeta \underline{\sigma}(\nabla_u f_t) \leq \zeta \bar{\sigma}(\nabla_u f_t) && \text{(Assumption 2b)} \\
 \implies & \bar{\sigma}(\varepsilon'_t) \kappa^{-1}(\nabla_u f_t) \|\lambda_{t+1}\| \leq \zeta \underline{\sigma}(\nabla_u f_t) \|\lambda_{t+1}\| && \text{(Definition of } \kappa^{-1}) \\
 \implies & \bar{\sigma}(\varepsilon'_t) \|\delta_{t+1}\| \leq \gamma \zeta \underline{\sigma}(\nabla_u f_t) \|\lambda_{t+1}\| && \text{(Eq. (9) for } s = 1) \\
 \implies & \|\varepsilon'_t \delta_{t+1}\| \leq \gamma \zeta \|\nabla_u f_t \lambda_{t+1}\| && \text{(Lemma 6)} \\
 \implies & \underbrace{|\delta_{t+1}^\top \varepsilon'_t{}^\top \nabla_u f_t \lambda_{t+1}|}_c \leq \gamma \zeta \|\nabla J_t\|^2. && \text{(Lemma 5)}
 \end{aligned} \tag{12}$$

This concludes the proof of the first inequality showing that

$$g_t^\top \nabla J_t \geq \mu \|\nabla J_t\|^2.$$

The second inequality,

$$\|g_t\| \leq \nu \|\nabla J_t\|,$$

follows easily from the work we have already done. To show this, we start by decomposing g_t :

$$\begin{aligned}
 g_t &= B_t \tilde{\lambda}_{t+1} \\
 &= (\nabla_u f_t + \varepsilon'_t)(\lambda_{t+1} + \delta_{t+1}) \\
 &= \nabla J_t + \nabla_u f_t \delta_{t+1} + \varepsilon'_t \lambda_{t+1} + \varepsilon'_t \delta_{t+1}.
 \end{aligned}$$

To bound the norm of g_t , we again make use of the triangle inequality:

$$\begin{aligned}
 \|g_t\| &\leq \|\nabla J_t\| + \|\nabla_u f_t \delta_{t+1}\| + \|\varepsilon'_t \lambda_{t+1}\| + \|\varepsilon'_t \delta_{t+1}\| \\
 &\leq (1 + \gamma + \zeta + \gamma \zeta) \|\nabla J_t\| \\
 &= \nu \|\nabla J_t\|,
 \end{aligned}$$

where we have used (8), (11) and (12). ■

Proof of Theorem 4. Let $N \in \mathbb{N}$ and $t \in [T - 1]_0$ be fixed. In Algorithm B.1, the iterates are computed, for all $k \in [N - 1]_0$, as

$$u_t^{(k+1)} = u_t^{(k)} + \eta g_t^{(k)},$$

where $g_t^{(k)}$ is the approximate gradient at iteration k . We denote the true gradient at iteration k by $\nabla J_t^{(k)}$. From the L -smoothness of the objective function (Assumption 3), it follows that

$$J(u_{0:T-1}^{(k+1)}) \geq J(u_{0:T-1}^{(k)}) + \nabla_{u_t} J(u_{0:T-1}^{(k)})^\top (u_t^{(k+1)} - u_t^{(k)}) - \frac{L}{2} \|u_t^{(k+1)} - u_t^{(k)}\|^2$$

$$\begin{aligned}
 &= J(u_{0:T-1}^{(k)}) + \nabla J_t^{(k)\top} (\eta g_t^{(k)}) - \frac{L}{2} \|\eta g_t^{(k)}\|^2 \\
 &\geq J(u_{0:T-1}^{(k)}) + \eta \mu \|\nabla J_t^{(k)}\|^2 - \frac{\eta^2 L \nu^2}{2} \|\nabla J_t^{(k)}\|^2 \quad (\text{Theorem 7}) \\
 &= J(u_{0:T-1}^{(k)}) + \eta \underbrace{\left(\mu - \frac{\eta L \nu^2}{2} \right)}_{\alpha} \|\nabla J_t^{(k)}\|^2.
 \end{aligned}$$

Theorem 4 demands that $\eta > 0$ is set small enough such that $\alpha > 0$, which is possible because $0 < \mu < \nu$ and $L > 0$. Thus, we get

$$\begin{aligned}
 \eta \alpha \|\nabla J_t^{(k)}\|^2 &\leq J(u_{0:T-1}^{(k+1)}) - J(u_{0:T-1}^{(k)}) \\
 \Rightarrow \frac{1}{N} \sum_{k=0}^{N-1} \|\nabla J_t^{(k)}\|^2 &\leq \frac{1}{\alpha \eta N} \sum_{k=0}^{N-1} \left\{ J(u_{0:T-1}^{(k+1)}) - J(u_{0:T-1}^{(k)}) \right\} \\
 &= \frac{1}{\alpha \eta N} \left\{ J(u_{0:T-1}^{(N)}) - J(u_{0:T-1}^{(0)}) \right\} \\
 &\leq \frac{J^* - J(u_{0:T-1}^{(0)})}{\alpha \eta N},
 \end{aligned}$$

where $J^* \doteq \sup_{u \in \mathcal{U}^T} J(u)$ is the optimal value of the initial state. ■

Appendix F. Inverted pendulum swing-up task

We give a brief description of the inverted pendulum system on which we evaluate our algorithms in Section 4.1. The setup is shown in Fig. 3. The state at time t is $x_t = (\ell, \dot{\ell}, \theta, \dot{\theta})_t \in \mathbb{R}^4$, where ℓ is the position of the cart on the bar and θ is the (signed) pendulum angle. The action u_t is the horizontal force F (in units of 50 N) applied to the cart at time t . Episodes are of length $T = 100$ ($= 1$ s), the running reward $r(x, u) = -0.001u^2$ penalizes large forces, and the terminal reward $r_T(x) = -\|x\|_1$ defines the goal state to be at rest in the upright position. The system has five parameters: the mass of the cart ($m_1 = 1$ kg), the mass of the pendulum tip ($m_2 = 0.1$ kg), the length of the pendulum ($m_3 = 0.5$ m), the friction coefficient for linear motion ($m_4 = 0.01$ N s m⁻¹), and the friction coefficient for rotational motion ($m_5 = 0.01$ N m s rad⁻¹). These are the model parameters that are randomly sampled to test the robustness of our model-based algorithm in Section 4.1. We say that the swing-up task is *solved* if $J_{\max} > -0.03$. This threshold was determined empirically. If the algorithm or the model is randomized, then $[J_{\max} > -0.03]$ is a Bernoulli random variable whose mean, which we call the *solve rate*, depends on the quality of the learning algorithm.

Appendix G. Further experiments

In this section, we repeat the MuJoCo experiments of Section 4.2 with longer time-horizons T . The results are shown in Fig. 8. Our algorithms are sensitive to the horizon T due to the backpropagation of the costates. At each propagation step, the approximation errors of the Jacobians amplify the errors of the costates. For this reason, Theorem 4 demands (through Assumption 2) more accurate Jacobians at later time steps. Thus, for large T , our convergence result requires more accurate Jacobian estimates. However, in Fig. 8, we see that Algorithm B.3 is able to cope with longer horizons for the two MuJoCo environments. The reason for this discrepancy between our theoretical and empirical

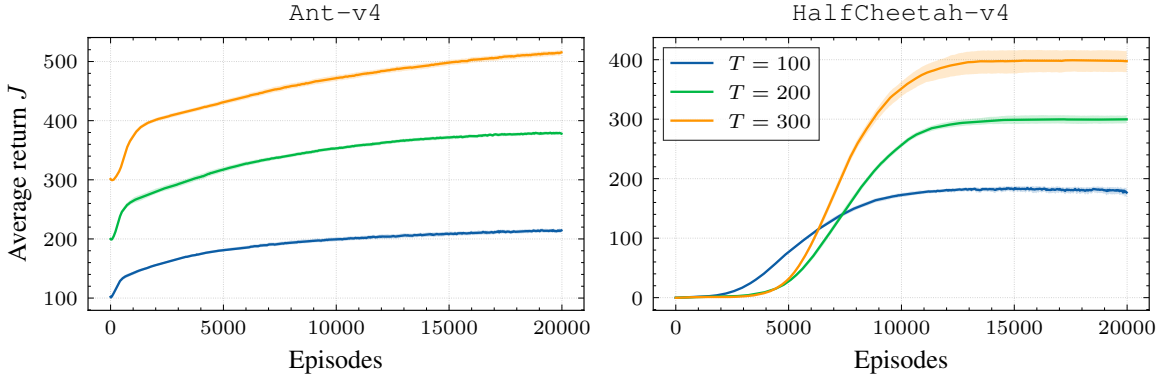


Figure 8: Learning curves of our off-trajectory algorithm. All experiments were repeated with 20 random seeds, and we show 95%-bootstrap confidence intervals for the average return.

result is that Theorem 4 does not consider the stability of the system under consideration. The two MuJoCo systems, Ant-v4 and HalfCheetah-v4, are stable along the trajectories encountered during training, which prevents an exponential build-up of error in the costate propagation.

Appendix H. Baselines

We compare our algorithms against two baselines: the finite-difference approach discussed at the end of Section 3.3 and the gradient-free cross-entropy method (CEM; Rubinstein, 1999). These methods are listed in Algorithms H.1 and H.2. In both algorithms, we perform $M \in \mathbb{N}$ rollouts of perturbed action sequences $\{u_i \sim \mathcal{N}(\bar{u}, \sigma I)\}_{i=1}^M$. Here, \bar{u} is the current action sequence and $\sigma > 0$ is a noise scale parameter. In CEM, we then construct the *elite* set S of the $L < M$ perturbed action sequences with the highest returns, where $L \in \mathbb{N}$ is a hyperparameter. Finally, the current action sequence \bar{u} is updated to be the mean of the elite sequences, such that $\bar{u} \leftarrow \frac{1}{L} \sum_{u \in S} u$.

While the gradient-free nature of this method can make it more efficient than the finite-difference approach, it still suffers from the same fundamental deficiency: it ignores the Markovian structure of the RL problem and treats the objective function J as a black box. CEM is commonly used in model-based closed-loop reinforcement learning for planning. In this setting, the rollouts are hallucinated using the approximate model. Instead of executing the complete open-loop trajectory, the model-predictive control framework is typically employed. The planning procedure is repeated after each step in the real environment with the executed action being the first item in the planned action sequence. Thus, this setting is very different from our open-loop RL objective. For this reason, we slightly modify the CEM algorithm to better fit our requirements. In model-based RL, typically both mean \bar{u} and standard variation σ are adapted in CEM (Hafner et al., 2019; Pinneri et al., 2021). In our experiments, this approach led to very fast convergence ($\sigma \rightarrow 0$) to suboptimal trajectories. We thus only fit the mean and keep the noise scale fixed, which we empirically observed to give much better results.

Appendix I. Hyperparameters

Unless stated otherwise, we used the hyperparameters listed in Table 1 in the inverted penulum experiments of Section 4.1, and those listed in Table 2 in the MuJoCo experiments of Section 4.2 and Appendix G. In each experiment, all actions in the initial action trajectory $u_{0:T-1}^{(0)}$ are sampled from a zero-mean Gaussian distribution with standard deviation 0.01. We use the Adam optimizer

Algorithm H.1: Finite-difference method

Input: Number of rollouts $M \in \mathbb{N}$, noise scale $\sigma > 0$, step size $\eta > 0$

```

1 Initialize  $\bar{u}_{0:T-1}$  (initial action sequence)
2  $\bar{\mathbf{u}} \leftarrow \text{vec}(\bar{u}_{0:T-1}) \in \mathbb{R}^{TK}$ 
3 for  $k = 1, 2, \dots, N$  do
    // Forward passes
4    $\bar{x}_{0:T} \leftarrow \text{rollout}(\bar{u}_{0:T-1})$ 
5    $\bar{J} \leftarrow \sum_{t=0}^{T-1} r(\bar{x}_t, \bar{u}_t) + r_T(\bar{x}_T)$ 
6   for  $i = 1, 2, \dots, M$  do
7      $u_{0:T-1} \sim \mathcal{N}(\bar{u}_{0:T-1}, \sigma I)$ 
8      $x_{0:T} \leftarrow \text{rollout}(u_{0:T-1})$ 
9      $\mathbf{u}_i \leftarrow \text{vec}(u_{0:T-1}) \in \mathbb{R}^{TK}$ 
10     $J_i \leftarrow \sum_{t=0}^{T-1} r(x_t, u_t) + r_T(x_T)$ 

    // Gradient estimation
11    $\mathbf{g} \leftarrow \arg \min_{\mathbf{g} \in \mathbb{R}^{TK}} \sum_{i=1}^M \{J_i - \bar{J} - \mathbf{g}^\top (\mathbf{u}_i - \bar{\mathbf{u}})\}^2$ 
    // Gradient ascent
12    $\bar{\mathbf{u}} \leftarrow \bar{\mathbf{u}} + \eta \mathbf{g}$ 
13    $\bar{u}_{0:T-1} \leftarrow \text{reshape}(\bar{\mathbf{u}}) \in \mathbb{R}^{T \times K}$ 
    
```

Algorithm H.2: Cross-entropy method

Input: Number of rollouts $M \in \mathbb{N}$, noise scale $\sigma > 0$, size of elite set $L \in \mathbb{N}$

```

1 Initialize  $\bar{u}_{0:T-1}$  (initial action sequence)
2  $\bar{\mathbf{u}} \leftarrow \text{vec}(\bar{u}_{0:T-1}) \in \mathbb{R}^{TK}$ 
3 for  $k = 1, 2, \dots, N$  do
    // Forward passes
4   for  $i = 1, 2, \dots, M$  do
5      $u_{0:T-1} \sim \mathcal{N}(\bar{u}_{0:T-1}, \sigma I)$ 
6      $x_{0:T} \leftarrow \text{rollout}(u_{0:T-1})$ 
7      $\mathbf{u}_i \leftarrow \text{vec}(u_{0:T-1}) \in \mathbb{R}^{TK}$ 
8      $J_i \leftarrow \sum_{t=0}^{T-1} r(x_t, u_t) + r_T(x_T)$ 

    // Elite set computation
9    $S \leftarrow \arg \text{partition}_L \{(-J_i)_{i=1}^M\}_{1:L}$ 
    // Action sequence update
10   $\bar{\mathbf{u}} \leftarrow \frac{1}{L} \sum_{i \in S} \mathbf{u}_i$ 
11   $\bar{u}_{0:T-1} \leftarrow \text{reshape}(\bar{\mathbf{u}}) \in \mathbb{R}^{T \times K}$ 
    
```

(Kingma and Ba, 2014) both for training the MLP model and for performing the gradient ascent steps in Algorithms B.1 to B.3 and H.1. We did not optimize the hyperparameters of soft actor-critic (SAC), but kept the default values suggested by Haarnoja et al. (2018a), as these are already optimized for the MuJoCo environments. The entropy coefficient of the SAC algorithm is tuned automatically

Table 1: Pendulum experiments hyperparameters

Parameter	Value
Number of optimization steps N	50000
Step size η	0.001
Noise scale σ	0.001
Number of perturbed rollouts M	10
Forgetting factor α	0.8
Initial precision q_0	0.001
Cross-entropy method: M^5	20
Finite-difference method: M^5	20
Finite-difference method: σ^5	0.0001
MLP model: hidden layers	[16, 16]
MLP model: training rollouts	1000
MLP model training: epochs	10
MLP model training: batch size	100
MLP model training: step size	0.002
MLP model training: weight decay	0.001

Table 2: MuJoCo experiments hyperparameters

Parameter	Value
Number of optimization steps N	20000
Step size η	0.0001
Noise scale σ	0.03
Initial precision q_0	0.0001
Forgetting factor α	
HalfCheetah-v4, $T = 100$	0.9
HalfCheetah-v4, $T = 200$	0.8
HalfCheetah-v4, $T = 300$	0.8
Ant-v4, $T = 100$	0.95
Ant-v4, $T = 200$	0.9
Ant-v4, $T = 300$	0.85

according to the procedure described by [Haarnoja et al. \(2018b\)](#). In our experiments, we make use of the Stable-Baselines3 ([Raffin et al., 2021](#)) implementation of SAC.

For our off-trajectory method, we found it worthwhile to tune the forgetting factor α to the specific task at hand. Large α means that data is retained for longer, which both makes the algorithm more sample efficient (i.e., faster converge) and the Jacobian estimates more biased (i.e., convergence to a worse solution). In Fig. 9, we show this trade-off in the learning curves for the MuJoCo tasks (with the horizon $T = 200$). We found that the performance is much less sensitive to the choice of noise scale σ and initial precision q_0 than to the choice of the forgetting factor α .

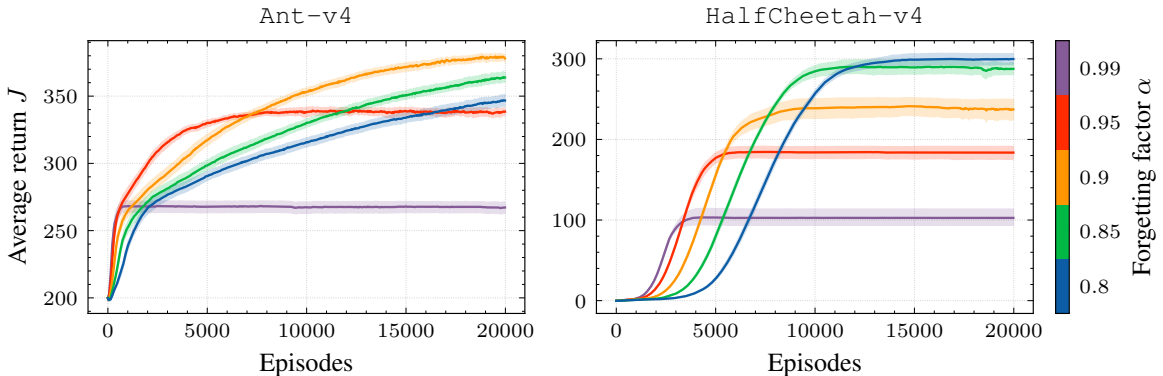


Figure 9: Analysis of the influence of the forgetting factor α on the performance of the off-trajectory method (Algorithm B.3) in the MuJoCo environments ($T = 200$). All experiments were repeated with 20 random seeds, and we show 95%-bootstrap confidence intervals for the average return.

5. This value was chosen on the basis of the experiment presented in Fig. 5.