

# Remeasuring the Arbitrage and Sandwich Attacks of Maximal Extractable Value in Ethereum

Tianyang Chi

Beijing University of Posts and Telecommunications  
China

Xiaohui Hu

Huazhong University of Science and Technology  
China

Ningyu He

Peking University  
China

Haoyu Wang\*

Huazhong University of Science and Technology  
China

## ABSTRACT

Maximal Extractable Value (MEV) drives the prosperity of the blockchain ecosystem. By strategically including, excluding, or reordering transactions within blocks, block producers/validators can extract additional value, which in turn incentivizes them to keep the decentralization of the whole blockchain platform. Before The Merge of Ethereum in Sep. 2022, around \$675M was extracted in terms of MEV. Despite its importance, current measurement works on MEV suffer some limitations. First, current works only focus on transactions of a very limited number of DApps. Second, current methods heavily rely on fixed heuristic rule-based patterns, leading to false negative/positive. Third, the observations and conclusions are outdated to some extent due to the continuously introduced features, like The Merge in Ethereum. To address these challenges, in this work, we first propose two robust methods to identify arbitrage transactions and sandwich attacks, respectively. Then, we apply them to the largest-ever dataset to filter out related MEV transactions. Based on the identified results, we have characterized the overall landscape of the Ethereum MEV ecosystem, the impact the private transaction architectures bring, and the adoption of back-running mechanism. Our research will shed light on future MEV-related work.

## 1 INTRODUCTION

Decentralized Finance (DeFi) is a financial system built on Ethereum smart contracts [23]. DeFi is steadily growing on Ethereum. In Nov. 2021, DeFi has reached a peak in terms of Total Value Locked (TVL), with over \$170 billion [4]. With the rise of DeFi, an increasing number of traders are participating in DeFi investments. One way to gain profit is reordering transactions within blocks, which is referred to as Maximal Extractable Value (MEV) [26, 44–46, 48, 55].

Due to the profitability of MEV, numerous addresses, also known as MEV searchers, are motivated to participate in MEV extraction. Various strategies are adopted by searchers to extract MEV, e.g., arbitrage [39, 53], liquidation [44], and sandwich attacks [46, 55]. Additionally, searchers submit

transactions via multiple ways, not only through mempool, a waiting area for the transactions that have not been added to a block, but also through private transaction architectures, such as Flashbots [29]. MEV searchers can directly send transactions to block creators through private transaction architectures, avoiding other MEV searchers from copying to compete MEV opportunities [43].

Despite the critical role the MEV plays in Ethereum ecosystem, there are a few works that conduct a comprehensive measurement on MEV ecosystem. Meanwhile, they all have certain limitations. First, existing works only focus on a few selected DApps. For example, Wang et al. [48] only identified arbitrages in Uniswap V2 [1], while Qin et al. [45] identified arbitrage, sandwich attacks, and liquidations in only 12 DApps. Second, they mainly adopt heuristic rule-based methods for detecting arbitrage and sandwich transactions, leading to lots of false positives and false negatives according to our investigation. For example, we observe a variant of sandwich attack that involves more than two attack transactions, which cannot be detected by Qin’s method [45]. Third, their observations and conclusions are outdated due to the continuous introduction of new features. One of the biggest changes in Ethereum is The Merge, where the consensus algorithm is transitioned from Proof of Work (PoW) to Proof of Stake (PoS). At this milestone, Proposer-Builder Separation (PBS) is introduced, which brings in new private transaction architectures. However, only some basic statistical works are conducted, like Heimbach et al. [32] analyzed the number of different types of MEV transactions in (non-)PBS blocks.

To address these challenges, this paper aims to perform a comprehensive measurement study on Ethereum MEV ecosystem in the new era. We firstly, to the best of our knowledge, collect the largest ever dataset, consisting of Ethereum transactions, private transactions, and proposed PBS blocks. Then, we propose two new sets of algorithms to identify arbitrages and sandwich attacks in a robust way. Last, based on our collected results, we have answered the following research questions.

*RQ1: How is the overall landscape of the Ethereum MEV ecosystem?* To answer this question, we focused on the number of MEV transactions (arbitrages and sandwich attacks) that can be identified by our algorithms. Moreover, we compared the identified results with the corresponding SOTA methods to quantitatively prove the robustness and effectiveness of our method. Last, we also counted the participation levels of different DApps. By answering these questions can draw a big picture of the Ethereum MEV ecosystem.

*RQ2: What is the impact of private transaction architectures?* To answer this question, we pay special attention to two critical timestamps, i.e., introduction of Flashbots and PBS. When splitting the whole timeline into three intervals, we focused on several key metrics on each of them, including the MEV transaction volumes, MEV transactions profit/profit margins/revenues, and MEV performing strategies. Answering these questions can quantitatively tell the community what positive and negative impacts are resulted in by introducing new features.

*RQ3: Is performing back-running a silver bullet for MEV searchers?* Due to the introduction of PBS, performing back-running instead of front-running within the same block to the target transaction to extract MEV is possible. According to McLaughlin [39], it gradually becomes the primary profit mechanism for arbitrages. In this RQ, we evaluated how many back-running transactions are performed. Then, we focused on two mechanisms that adopt back-running, i.e., MEV-Share/MEV-Block, and builder MEV extraction, to inspect this question from different perspectives.

We have conducted the following contributions:

- We propose two new robust algorithms against arbitrage and sandwich attacks. Against current SOTA methods, our method can detect 16.44% and 1.19% more arbitrage and sandwich attacks, respectively, with very low false positive/negative rates.
- Nearly 9.4 million in-the-wild MEV transactions are identified, and more than 100K DApp addresses are involved, where Uniswap V2, Uniswap V3, and Sushiswap are the top-3 involved DApps.
- The emergence of private transaction architecture does not bring in significant impacts on MEV transaction volume. However, because a relative low success rate (<40%) when conducting MEV through mempool, MEV searchers began to exploit this architecture on a large scale to extract MEV, which resulted in intense competition, reflected in a significant drop in both profit and profit margin.
- Back-running arbitrages gradually become a type of MEV activity that cannot be overlooked in both terms of frequency and especially revenue. The statistics on the adoption of MEV-Share and MEV-Blocker indicate back-running is far from fully utilized yet, while 620K USD are obtained

by quietly and maliciously exploiting back-running mechanisms in builders.

Our dataset will be released to the research community for further study.

## 2 BACKGROUND

### 2.1 Ethereum & Smart Contract

Ethereum [23] is one of the most well-known blockchain platforms. In Ethereum, there are two types of accounts, i.e., contract accounts and Externally Owned Accounts (EOAs), where the former one corresponds to a deployed smart contract and the latter is controlled by a pair of keys. All interactions among accounts are conducted in transactions, which are then packed into blocks. The role responsible for constructing blocks is called the block creator, while the role for block broadcasting and proposing consensus is referred to as the block proposer. To incentivize block creators to include a transaction into a block, the transaction initiator should attach a piece of transaction fee, which will then be taken by the block proposers (miners or validators). The original consensus algorithm of Ethereum was PoW. In September 2022, Ethereum’s consensus shifted to PoS, known as *The Merge* [31]. In the PoS consensus, participants apply to become validators by staking Ether, who are responsible for validating and packaging transactions.

In the standard Ethereum protocol, transactions will be broadcasted and added to the proposers’ trading pool, so called *mempool*. Proposers will select some of them and then append them into the latest block. To maximize their profits, proposers usually select the ones with the highest transaction fee. Instead of mempool, private transaction pool is introduced and can be used as a method for sending transactions. Users can directly send their transactions to a private transaction pool owned by a miner [29].

### 2.2 Decentralized Finance

Ethereum allows smart contracts to interact with each other for a complicated functionality, where they are jointly named as *decentralized applications* (DApps) [3]. More specifically, if a DApp serves financial purpose, we often refer it to a *decentralized finance* (DeFi) DApp. DeFi allows users to perform financial operations based on decentralized platforms, instead of through the real-world centralized and regulated one. Currently, the DeFi service covers a lot area, e.g., currency exchange [35], fund borrowing and lending [2, 6, 13], liquidity management [5], and cross chain [19]. Among all blockchain platforms, Ethereum has the most prosperous DeFi ecosystem. According to the statistics [4], its *total value locked* (TVL), a widely-adopted metric to measure the prosperity of DeFi ecosystem, peaked in November 2021, around \$108 billion, around 60% of all TVL among all public blockchain

platforms. Among the various types of DeFi DApps, *decentralized exchanges (DEXes)* are the most prevalent. Leveraging smart contracts, DEXes ensure the transparency in the execution process. Users can deposit a sum of tokens into a pool and receive a certain amount of tokens in return, which represent the user’s contribution to the *liquidity* of the pool. Trading on DEX, often referred to as a swap, may encounter *price slippage*, refers to the price gap between the the actual trading price and the quoted price at the time of transaction.

### 2.3 Maximal Extractable Value Extraction

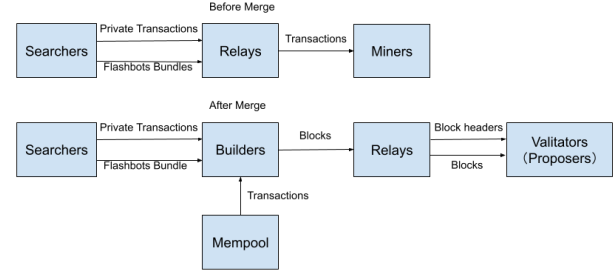
*Maximal extractable value (MEV)* refers to any value that can be extracted from block production beyond the standard block reward and gas fees. MEV can be extracted by selecting, adjusting, or reordering transactions during processing a block [26]. Other than proposers, traders can also participate into MEV activities, such as exploiting price discrepancies across different DApps’ assets or manipulating transaction slippage to gain profits. Thus, we name them as *MEV searchers*.

**Front-running & Back-running.** Reordering transactions is a key tactic in MEV extraction and its two main strategies are *front-running* and *back-running*. The primary distinction between these two lies in the relative position between MEV searcher transactions and the target transaction. Front-running occurs before the target transaction, while back-running occurs after the target transaction. Intuitively, front-running influences the execution of the target transaction, while back-running does not.

**Common Types of MEV.** It is widely recognized that MEV transactions includes two common types: *arbitrage*, *sandwich attack*, as discussed in previous research [44, 45, 48, 49, 55]. Specifically, **arbitrage** refers to that MEV searchers exploit price differences between DApps to achieve profits. We focus on cyclic arbitrage, where a loop is formed through currency exchanges, and the profit from the price difference in transactions is mostly converted into the same token.

Additionally, a **sandwich attack** involves both back-running and front-running against one or multiple victim transactions. It is a strategy that exploits price slippage and transaction order to impact the execution price of a target transaction. The most common form of a sandwich attack targets a victim transaction that susceptible to significant slippage. The attacker inserts two transactions before and after the victim’s, with the former increasing the slippage and the latter profiting from the slippage.

**Flashbots.** Flashbots [29], which utilizes a private transaction pool, is an organization aiming to democratize MEV extraction. The architectures of Flashbots before and after The Merge are shown in Figure 1.



**Figure 1: The architecture of Flashbots before (upper part) and after (bottom part, also known as MEV-Boost) The Merge.**

Before the Merge, Flashbots architecture consisted of three main components: searchers (including MEV searchers and regular traders), relays, and miners. Searchers directly send private transactions or transaction bundles to miners through the Flashbots relay. Relay, as the intermediaries, is responsible for verifying and forwarding these transactions and bundles to miners. Upon receiving transactions, miners employ their strategies to construct corresponding blocks, aiming to maximize block construction rewards. After the Merge, Ethereum introduced the concept of *Proposer-Builder Separation (PBS)* [18], which introduces a more fine-grained way to propose and validate transactions. Specifically, builders are responsible for creating blocks and offering them to the block proposer, who cannot see the contents of the block. They simply choose the most profitable one and pay a fee to the builder before sending the block to its peers. As for Flashbots, they updated their architecture and introduced MEV-Boost, as shown in the bottom part of Fig. 1.

## 3 DATA OVERVIEW

To gain a comprehensive investigation of MEV activities, we need various types of data, including *Ethereum transactions*, *private transactions*, *mempool transactions*, and *PBS block*. Therefore, we select different data sources to collect them, as shown in Table 1.

Firstly, we use the most well-known Ethereum client node, Geth, to sync transactions, traces, and logs. In total, we have collected over 2 billion Ethereum transactions (from block #0 to #18,000,000), as well as all metadata, including logs, traces, transaction data (like gas used and gas price) and block data (like block number and base fee).

Then, to distinguish private transactions from normal mempool transactions, we firstly query the *Blocknative database* [14], a public dataset which maintains the time interval between a transaction is listened and recorded on the blockchain. We consider transactions with a 0 interval as private transactions. Moreover, because Blocknative does not cover all private transactions, we also query the *Flashbots*

**Table 1: Overview of Datasets**

Source	Data Type	Time Span	Number
Geth	Transaction	2015.07-2023.08	2,074,998,853
	Logs		3,108,423,890
	Traces		5,582,166,611
	Block		18,000,000
Blocknative API	Private Transaction	2021.01-2023.08	36,180,823
Flashbots API		2021.02-2022.09	
Relay API	Proposed PBS block	2022.09-2023.08	2,087,069

API [8], a public data source that records private transaction bundles passed through the Flashbots relays. We merge the obtained private transactions from both datasets, and obtain a total of 36,180,823 private transactions.

Last, to obtain all PBS blocks, we utilize the *Relay API* [28], a data source provided by each relay that can query the block numbers they propose. To the best of our knowledge, only 11 relays have disclosed the PBS blocks they propose. Consequently, we collect a total of 2,087,069 PBS blocks with their relay APIs, respectively.

## 4 METHODOLOGIES

Our study focuses on two types of MEV transactions, i.e., arbitrage and sandwich attacks. While previous works [45, 46, 48] perform heuristic methods to identify them, through our investigation on real-world cases, both false positives and false negatives exist. We firstly illustrate the limitations of previous heuristic methods with case studies in §4.1, then we propose an updated set of rules to identify these MEV transactions in §4.2 and §4.3.

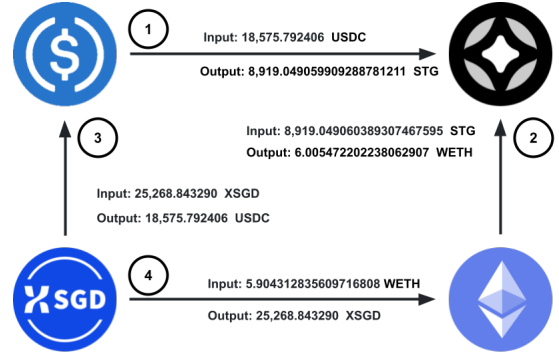
### 4.1 Limitations of Existing Methods

We first illustrate the limitations of existing methods on identifying MEV transactions in a high-level manner. Then, we conduct two case studies to concretely show their limitations.

**4.1.1 Limitations.** According to our comprehensive investigation on existing heuristic methods [45, 46, 48], we have summarized two main limitations on detecting arbitrages and sandwich attacks.

**L1: Existence of unconventional swap events.** Swap event is a kind of conventional log that will be emitted when two different types of tokens are exchanged between two entities. However, Ethereum does not require the format of swap events. Overdependence on the so-called *standard* or *conventional* swap events may generate imprecise results on identifying MEV transactions, which has been observed previously [36].

**L2: Inflexible rule-based pattern matching.** As the landscape of arbitrage and sandwich attack evolves, traditional identification methods that heavily rely on inflexible rule-based pattern matching become less effective. For example,



**Figure 2: An arbitrage that violates heuristics of previous identification method.**

in an arbitrage, each swap within the transaction may not necessarily be executed in a chronological order, leading to false negatives in previous detection methods. Another example is that if a transaction contains a loop where the output amount of a swap for the same token is greater than the input amount of the subsequent swap, it may be detected as an arbitrage, leading to false positives.

**4.1.2 Case Studies.** We provide two real-world examples to concretely explain the limitations of existing methods.

**Case I: Arbitrage.** Intuitively, to perform an arbitrage, the swap should be conducted in a sequential order, where the amount of tokens in the output of the preceding swap should be no less than the one of input of the following swap. Current heuristic methods embed these two observations to identify MEV arbitrage. However, we observe that in some real-world cases, these two intuitive rules can be violated, as illustrated in Fig. 2<sup>1</sup>. On the one hand, due to Flash Swap, a feature provided by DEXs that allow users to borrow and return tokens within the same transaction, these four swaps do not form a circle in chronological order. On the other hand, we can observe the input of swap#2 is slightly greater than the output of swap#1. However, compared to the final profit, this extra cost can be ignored. This example violates both intuitive heuristic but is still a successful MEV arbitrage that cannot be identified by previous methods.

**Case II: Sandwich Attack.** To perform a successful sandwich attack, the most intuitive way is sandwiching a victim transaction by two attack transactions for swapping token A for B. Specifically, the first attack transaction and the victim one swap token A for B, while the second attack one swaps it back. Moreover, the input amount of token B in the second attack transaction equals to the output amount of the one in the first attack transaction, formally denoted as  $Tx_{\#2attack}[B_{in}] = Tx_{\#1attack}[B_{out}]$ . Current methods rely on such pattern-based matching processes.

<sup>1</sup>Transaction: [link](#)






Figure 3: An sandwich attack that violates heuristics of previous identification method.

#### Algorithm 1 Identify Arbitrages

**Input**  $tx$  - candidate transaction;  $swapPatterns$  - collected swap events patterns.

**Output**  $arbitrageFlag$  - a flag to indicate if current transaction is an arbitrage.

```

1:  $swapList \leftarrow []$ 
2: for  $event_i$  in  $tx.events$  do
3:   if  $event_i \in swapPatterns$  then
4:      $swapList.append(swapParse(event_i))$ 
5:   end if
6: end for
7:  $g \leftarrow initGraph(swapList)$ 
8: if not existsCycle( $g$ ) then
9:   return false
10: end if
11: return checkProfitable( $tx, g$ )

```

However, we have discovered a more complex form of sandwich attack, consisting of more than two attack transactions, as illustrated in Fig. 3. As we can see, there are three attack transactions and three victim transactions. Moreover,  $Tx_{\#2attack}[WETH_{in}] \neq Tx_{\#1attack}[WETH_{out}]$  and  $Tx_{\#3attack}[SILKROAD_{in}] \neq Tx_{\#2attack}[SILKROAD_{out}]$ . This example violates both intuitive heuristics and cannot be identified by previous methods, but is still a successful sandwich attack because the attacker finally gets additional SILKROAD and WETH tokens as profits.

## 4.2 Arbitrage Identification Method

To improve arbitrage identification and overcome limitations discussed in §4.1, we propose a new algorithm to identify arbitrage transactions, as shown in Algorithm 1. Given a transaction,  $tx$ , the algorithm first parses all events emitted. If any event conforms to one of the patterns we collected in  $swapPatterns$ , it extracts the following information, i.e., *input token*, *output token*, *input amount*, and *output amount*, as a tuple in the  $swapList$  (L1 – L6). According to all collected swap events,  $initGraph$  at L7 generates the corresponding

#### Algorithm 2 Check Profitable

**Input**  $tx$  - a transaction or transactions;  $g$  - a directed graph where nodes represent tokens and edges represent swaps.

**Output**  $flag$  - a flag to indicate if a transaction or transactions is profitable for trader.

```

1:  $addrBalChange \leftarrow getBalChange(tx)$ 
2:  $addrBalChange \leftarrow rmvIrrAddr(addrBalChange)$ 
3:  $tknChange \leftarrow aggrTknChange(addrBalChange)$ 
4: for  $(tkn_i, tkn_k)$  in  $\{(tkn_i, tkn_k) \mid tkn_i, tkn_k \in tknChange \wedge tknChange.tkn_i < 0 \wedge tknChange.tkn_k > 0\}$  do
5:    $ratio \leftarrow (tkn_k.out - tkn_k.in) / tkn_k.in$ 
6:   if  $ratio < \epsilon$  then
7:      $exInput \leftarrow -tknChange.tkn_i$ 
8:      $exAmt \leftarrow exchangeToken(tkn_i, tkn_k, g, exInput)$ 
9:     if  $tknChange.tkn_k - exAmt > 0$  then
10:       $tknChange.tkn_k \leftarrow tknChange.tkn_k - exAmt$ 
11:       $tknChange.tkn_i \leftarrow 0$ 
12:      break
13:   end if
14: end if
15: end for
16: if  $\forall tkn_i \in tknChange(tkn_i \geq 0)$  then
17:   return true
18: else
19:   return false
20: end if

```

#### Algorithm 3 Exchange Token

**Input**  $inToken$  - exchanged token;  $outToken$  - output token;  $exInput$  - exchange amount;  $g$  - a directed graph where nodes represent tokens and edges represent swaps.

**Output**  $exOutput$  - output amount.

```

1:  $routeList \leftarrow DFS(inToken, outToken, g)$ 
2:  $exOutList \leftarrow []$ 
3: for  $route_i$  in  $routeList$  do
4:    $exOutput \leftarrow exInput$ 
5:   for  $swap_i$  in  $route_i$  do
6:      $ratio \leftarrow swap_i.outputAmt / swap_i.inputAmt$ 
7:      $exOutput \leftarrow exOutput * ratio$ 
8:   end for
9:    $exOutList.append(exOutput)$ 
10: end for
11: return MAX( $exOutList$ )

```

directed graph, where nodes are tokens and edges refer to swap actions. If no cycles are detected, the algorithm eliminates the possibilities of existence of arbitrage. At L11, as we only consider the arbitrage transaction where traders

get profits, the `checkProfitable` function is responsible for this examination, as shown in Algorithm 2.

Specifically, at L1, `getBalChange`, identifies the balance change of each type of token for involved addresses by parsing ERC-20 transfer events and transaction traces. Considering that tokens, DApp addresses, and the black hole address may also be included, which are irrelevant to arbitrageurs, `rmvIrrAddr` excludes these address at L2. For the remaining addresses, we consider them as arbitrageurs if they consist of only one address; otherwise, we identify the ‘From’ and ‘To’ addresses within them as arbitrageurs. We aggregate the token changes on address level at L3. During token exchanges, token with positive amount represents tokens gained by traders as profit, while token with negative amount indicates the lost tokens. The loop at L4 is designed to determine whether the trader can gain profits from the transaction, i.e., determining whether the value of the tokens gained can cover the value of the tokens lost. The loop at L4 iterates `tknChange` to find a tuple where  $tkn_i < 0$  and  $tkn_k > 0$ . The *ratio* at L5 refers to the proportion of tokens lost relative to the input amount in the swap, where we only focus the one with small *ratio*. This step is designed to avoid excessive use of the conversion between tokens, which could lead to errors in determining whether the transaction is profitable. L7 to L12 is responsible for determining whether the positive change of token  $tkn_k$  can cover the negative change of token  $tkn_i$ . If it can,  $tkn_i$  is converted into an equivalent value of token  $tkn_k$ , and their balance changes are adjusted accordingly, which is shown in Algorithm 3. Consequently, if there are no tokens with a negative balance change, the transaction is considered as a profitable arbitrage.

As for Algorithm 3, it is responsible for exchange a specific amount of one token for an equivalent value of another one. At L1, the DFS function obtains all paths from *inToken* to *outToken*. The nested loop from L3 to L10 iterates over paths, it converts *inToken* to *outToken* based on the exchange rate calculated from the swap. The converted balance of *outToken* from all paths is collected. The algorithm will return the maximum value of the converted balances.

### 4.3 Sandwich Identification Method

Previous studies have assumed that there is only one victim transaction in a sandwich attack. In practice, however, there are many advanced sandwich attacks. We refer to the sandwich attack that targets multiple victim transactions within two attack transactions as *multi-layered burger attack* [36]. Moreover, if a sandwich attack that involves multiple attack transactions like the one shown in the second case in §4.1.2, we term it as a *conjoined sandwich attack*.

Algorithm 4 outlines the process of identifying sandwich attacks. Given a transaction list, *txs*, the algorithm initially

---

#### Algorithm 4 Identify Sandwich Attacks

---

**Input** *txs* - candidate transactions in one block; *swapPatterns* - collected swap events patterns.

**Output** *sandwichAttacks* - a list of sandwich attacks.

```

1: initSwapList(txs)
2: for  $(tx_i, event_k)$  in  $\{(tx_i, event_k) \mid tx_i \in txs,$ 
3:    $event_k \in tx_i.events, event_k \in swapPatterns\}$  do
4:    $tx_i.swapList.append(swapParse(event_k))$ 
5: end for
6:  $attackList \leftarrow []$ 
7: for  $tx_i, tx_v, tx_k$  in txs do
8:   if  $index(tx_i) < index(tx_v) < index(tx_k) \wedge$ 
9:    $(tx_i.from = tx_k.from \vee tx_i.to = tx_k.to) \wedge$ 
10:   $(checkSwap(tx_i, tx_v, tx_k))$  then
11:     $attackList.append((tx_i, tx_k))$ 
12:  end if
13: end for
14:  $possibleAttack \leftarrow combineAttacks(attackList)$ 
15:  $profitableAttack \leftarrow []$ 
16: for attack in possibleAttack do
17:    $swaps \leftarrow concatenate([tx.swapList \text{ for } tx \in$ 
18:      $attack])$ 
19:    $g \leftarrow initGraph(allSwaps)$ 
20:   if checkProfitable(attack, g) then
21:      $profitableAttack.append(attack)$ 
22:   end if
23: end for
24:  $attacks \leftarrow filtAttack(profitableAttack)$ 
25: return attacks

```

---

parses all events emitted in every transaction within the same block. From L7 to L12, it identifies all potential pairs of attack transactions. For each potential pair of attack transactions, the algorithm checks if there exists a victim transaction in the middle of them, and if the transactions meet one of the following criteria: 1) an EOA address sends two attack transactions, or 2) two different EOA addresses send attack transactions to the same smart contract. Additionally, the attack transactions must involve swap in an opposite direction, while the swap direction of the first attack transaction matches that of the victim transaction. At L14, the algorithm combines all possible attack transaction pairs, whose aim is to identify potential *conjoined sandwich attacks*. From L16 to L21, the loop traverses possible combinations of attack transactions to find potentially profitable ones. Since possible combinations of sandwich attacks may share common transactions, like  $Tx_1, Tx_2, Tx_3$  and  $Tx_1, Tx_2, Tx_4$ , the algorithm removes both at L23 to prevent false positives. Finally, the algorithm categorizes sandwich attacks based on the number of attack and victim transactions at L24.

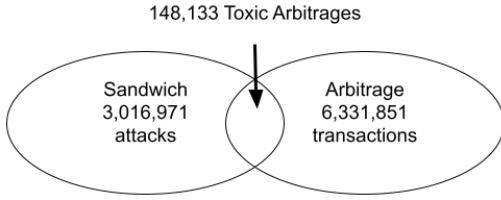


Figure 4: Identified arbitrage and sandwich attack.

## 5 STUDY DESIGN

**Research Questions.** Compared to existing work, our work proposes a more effective algorithm to identify three types of MEV transactions. To comprehensively evaluate MEV transactions in the ecosystem, we raise the following research questions (RQs).

- RQ1 How many MEV transactions exist? What about the whole picture of MEV activities?
- RQ2 What impacts are imported through introducing private transaction architecture to the MEV ecosystem?
- RQ3 Back-running arbitrage, as a newly emerged MEV activity, what characteristics does it own?

**Experimental Setting.** To answer RQ1, we focus on the transactions interacted with a set of DeFi DApps. Considering the representativeness, according to Defilama [4], we finally take the only 44 DeFi DApps with TVL, a metric to reflect the prosperity, as candidates. Moreover, we extract their swap events as the pattern set, i.e., *swapPatterns* in Algorithm 1. To answer RQ2 and RQ3, we need to identify front-running and back-running arbitrages, respectively. Thus, we directly utilize the replay strategy proposed by McLaughlin [39]. We get transaction traces and event logs replayed at any position within its block by forking the code of Ganache [12]. To identify the target transaction of a back-running arbitrage, we iteratively move the back-running arbitrage transaction forward till it changes to a non-arbitrage. The just behind transaction is the target one.

## 6 RQ1: STATUS OF MEV ACTIVITIES

In this section, we present the detection results of arbitrage and sandwich attacks in-the-wild.

### 6.1 Identified MEV Activities

**Overview.** As shown in Fig. 4, we have successfully identified nearly 9.4 million pieces of MEV transactions, including 6,331,851 arbitrages and 3,016,971 sandwich attacks. Interestingly, we found there exists an intersection between these two sets, consisted of 148,133 transactions. After investigating their characteristics, we concluded that they are *toxic arbitrages*, a special kind of MEV transaction [52]. It can be regarded as a sandwich attack where the second attack is

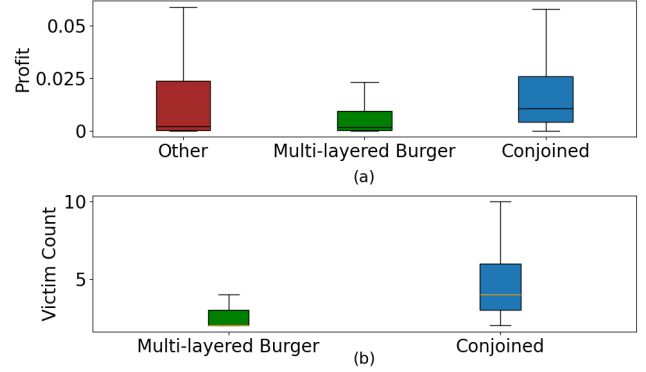


Figure 5: Profits and transaction count for different types of sandwich attacks.

also a profitable arbitrage. Its profits come from the manipulation of prices in the DApp in the first attack transaction and the losses of the victim transaction.

**Advanced Sandwich Attack.** As we mentioned in §4.3, our algorithm also focuses on some advanced types of sandwich attacks. In total, there are 395,779 (13.1%) multi-layered burger attacks and 31,878 (1.1%) conjoined sandwich attacks.

To depict their characteristics, we firstly compare the profits among these three types of sandwich attacks, as shown in Fig. 5(a). We find that the median profits of multi-layered burger attacks and normal sandwich attacks are quite similar, while the profits of conjoined sandwich attacks is almost 5 times. This suggests that the conjoined sandwich attack is a more efficient form for MEV searchers.

As both of these two advanced sandwich attacks can hold more than one victim transactions, we then analyze the number of victim transactions, as shown in Fig. 5(b). We can observe that the median number of these two attacks are 2 and 4, respectively. This may be one of the reasons of why conjoined sandwich attack is more profitable, i.e., it increases the number of victim transactions in a single attack, thereby increasing the attacks' revenue.

**Findings:** Nearly 9.4 million in-the-wild MEV transactions are identified. Moreover, compared to normal sandwich attack and multi-layered burger attack, MEV searchers can take advantage of conjoined sandwich attacks to obtain 5x more profits.

### 6.2 Comparison with Existing Methods

Compared to related work [45, 48, 49], our work covers a larger set of candidate DApps and more blocks. To the best of our knowledge, there are two available MEV datasets, i.e., Weintraub [49] for arbitrages and ZeroMEV [11], a widely used public MEV dataset referenced by studies [32, 33, 51]

**Table 2: Reasons of exclusively identified arbitrages in our method compared to Weintraub.**

Reasons	Count	%
Limited swap patterns	566,076	81.6%
Strict token amount comparison	76,506	11.0%
Strict chronological examination	26,539	3.8%
Other	24,669	3.6%
Total	693,790	100%

for sandwich attacks. We then compare our identification results with these two datasets<sup>2</sup>.

**Arbitrages Comparison.** Within the given range, our method can identify a total of 3,910,444 arbitrages, whereas Weintraub can identify 3,358,371 ones<sup>3</sup>. Specifically, around 95.78% of transactions are detected by both methods, while 141,717 transactions are only detected by Weintraub (accounting for 4.22% of its dataset) and 693,790 transactions are only detected by our method (accounting for 17.74% of our results).

To figure out the root causes of such distinctions, we sample hundreds of them to conduct manual investigation. The results for the newly detect 693K arbitrages are shown in Table 2. Three main reasons contribute to the failure of previous methods. Specifically, *limited swap patterns* refers to the scope of patterns of swap events is limited. *Strict token amount comparison* and *strict chronological examination* respectively refer to the two limitations mentioned in the first case study in §4.1.2. Unfortunately, we still cannot identify the reason of 3.6% of newly identified arbitrage. From the break-down statistics, we can observe that the limited swap patterns nearly dominates the reason, more than four-fifth ones are due to this reason. Moreover, we cannot underestimate the impact brought by the two seemingly intuitive rules, around 15% of transactions are mislabeled as negatives by Weintraub.

As for the 141K transactions that are not identified by our method, we summarize two root causes. One is that we do not classify transactions with final token losses as arbitrages but as failed ones, accounting for 38,729 transactions (around 27.3%). Another is that Weintraub’s method labels transactions with swap loops within a DApp as arbitrage, accounting for 11,008 transactions (7.8%). However, upon manual inspection, we found that these transactions do not result in profit for the traders (checked by Algorithm 2). The presence of loops is due to some other reasons, such as selling a portion of tokens as fees to token administrators. We

also sample some cases from the remaining 91,980 transactions. We find that they do obtain profits that, however, are transferred to other entities, where some of them are labelled as ‘MEV Bot’ by Etherscan. Because our method mentioned in §4.2 only examines if profits are obtained by the ‘From’ or ‘To’ addresses, leading to false negatives of these cases.

We estimate the false positive (FP) rate and false negative (FN) rate of our method. Since we cannot determine the reasons for the 24,669 newly identified ones in Table 2, we consider all of them as FPs as a upper bound, where the FP rate is around 0.6%. For the FN rate, since 91,980 transactions are not detected by our method, we consider all of them as FNs as a upper bound. Thus, the FN rate of our method is 2.4%.

**Sandwich Attack Comparison.** Within the given block range, our method detects a total of 1,265,929 sandwich attacks, whereas there are 1,251,072 ones for ZeroMEV. Among them, 84,944 and 70,088 sandwich attacks are exclusively marked by our method and the ZeroMEV’s, respectively.

Similarly, we sample 100 ones from the 70,088 sandwich attacks exclusively marked by ZeroMEV. We find that 57 are non-sandwich attacks, involving various EOA addresses interacting with public contracts, like Uniswap V2 Router, with no evidence indicating that they are sandwich attacks. Moreover, we speculate that 19 of them are likely sandwich attacks, but they are executed through different EOA addresses and contract addresses. Due to the anonymity of blockchain platforms, we cannot determine if there is an entity after them to determine if they are real attacks. Last, the remaining 24 ones all result in token losses for traders, which we take as failed sandwich attacks. We believe these may due to buggy quantitative trading strategies. Thus, our method does not mark them as sandwich attacks.

As for the ones that are exclusive by our method, we sample 100 of them and manually check them. We find that all of them are indeed sandwich attacks. The results underlines the outperformance of our method over the one of ZeroMEV.

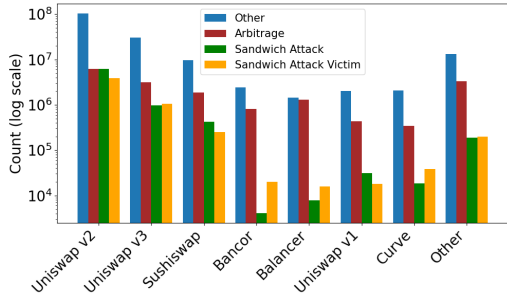
We also estimate the FP and FN rate of the sandwich attack detection method. As we sample 100 transactions from the 70,088 sandwich attacks exclusively marked by ZeroMEV, and find 57 that we definitely consider not to be sandwich attacks, we estimate that 43% of these transactions are sandwich attacks. The FN rate is calculated as  $\frac{70,088 \times 43\%}{1,265,929}$ , which is 2.4%. As for FP rate, since we does not find any FPs in our sample results of the detected sandwich attacks that are exclusive by our method, we believe that our method has a quite small FP rate compared to ZeroMEV.

**Findings:** Compared to existing SOTA methods, our methods outperform both of them in identifying arbitrage and sandwich attacks. Even with the upper-bound estimation,

<sup>2</sup>For a fair comparison, we only compare the results over the same block range, i.e., from block #10,000,000 to #14,444,725.

<sup>3</sup>Both of them exclude the toxic arbitrage.





**Figure 6: Distribution of swap events involved in different types of transactions.**

the FP and FN rates for arbitrage is 0.6% and 2.4%, while these two numbers for sandwich attacks are ~0% and 2.4%.

### 6.3 DApps Composition

Filtering involved DApps for MEV transactions is beneficial to understand the whole MEV ecosystem. In total, we identify 100,709 DApp addresses involved in arbitrages and sandwich attacks. We manually cluster these addresses with the help of labels from Etherscan and factory addresses of DApps.

Fig. 6 shows the number of swap events emitted from these DApps. Uniswap V2 is the most frequently used DApp, it has emitted 118,573,289 pieces of swap events, accounting for 61.1% of the total. These swap events are related to 81,818 addresses, representing 81.0% of all involved address. It is also the DApp with the most swap actions in MEV transactions, reaching 16,245,431, which accounts for 53.0% of the total occurrences. This indicates that Uniswap V2 is a suitable target to initiate arbitrages and sandwich attacks.

Moreover, as for the swap events incurred by MEV activities, we find that 8.9% of the swap actions originated from arbitrages, and 4.1% and 2.8% are from the attack and victim transactions of sandwich attacks, respectively. Interestingly, we found that 47.0% of the swap actions from Balancer originated from arbitrages, while for Uniswap V2, only 5.2% of the swap actions originated from arbitrages. We speculate the reason behind such a distinction is that compared to Uniswap V2, a Balancer pool can contain multiple tokens, and prices are adjusted based on the weight and quantity of each token in the pool. When the price of one token changes, it affects the prices of multiple tokens, thereby increasing the possibility of creating arbitrage opportunities. As for sandwich attacks, Uniswap V2 has the highest percentage, with 8.5% of the swap actions originating from sandwich attacks (both attack and victim transactions). This could be attributed to its largest volume of both MEV and non-MEV transactions, indicating the highest number of regular traders and MEV searchers. As a result, it presents the most opportunities for sandwich attacks.

**Findings:** More than 100K DApp addresses are involved into MEV activities, where Uniswap V2, due to its huge transaction volume, gives highest opportunities for initiating MEV activities.

## 7 RQ2: IMPACT OF PRIVATE TRANSACTION ARCHITECTURE

In this section, we discuss the impact brought in by the emergence of private transaction architecture, i.e., Flashbots and MEV-Boost, on MEV extraction.

### 7.1 Impact on MEV Transaction Volume

Flashbots is the most popular private relay network available in Ethereum [41], we consider the timestamp when it is introduced as an import time node. Specifically, the numbers of different types of transactions are shown in Fig. 7, where the red dotted vertical line indicates the introduction of Flashbots. As we can see, before the emergence of Flashbots, we can observe an obvious rapid growth between block #10,000,000 and #11,000,000, spanning from May 2020 to October 2020, which is attributed to the outburst of the Ethereum DeFi ecosystem. There were 2,488,789 MEV transactions before the emergence of Flashbots. After its introduction, we can observe a sharp decline of mempool transactions, and it is consistently wiggling at a low level. Instead, the private transaction pool immediately dominated a significant portion of the MEV market. We speculate the reason of such a shift is that Flashbots transactions typically occupy the top positions in blocks, making it challenging for mempool MEV transactions to avoid conflicts. Although the number of mempool transactions slightly increased during the upgrade phase of the private transaction architecture, particularly around the PBS update during The Merge, represented by the blue dotted vertical line, the launch of MEV-Boost immediately decreased the number of mempool transactions. Prior to the PBS update, 37.1% of MEV transactions originated from the mempool, while the number went to only 4.7% after The Merge.

**Findings:** Once after the private transaction architecture has emerged, due to its processing priority over mempool transactions for block builders, MEV activities in private transaction pool started to dominate the whole ecosystem.

### 7.2 Impact on MEV Transaction Profit

We split the timeline into two phases by the introduction of PBS, when the MEV-Boost is also introduced. We quantitatively analyze the profit, profit margin, and revenue of MEV transactions, providing a clear picture of how MEV-Boost impacts the profit distribution in MEV ecosystem.

Fig. 8(a) illustrates the profit of MEV transactions of these two phases. We can easily observe that both before and after

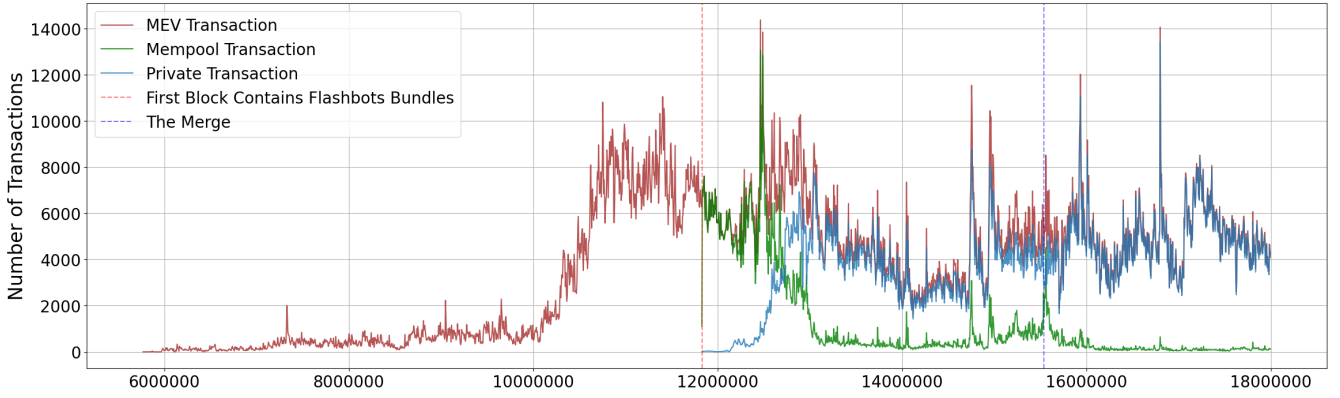


Figure 7: The number of MEV transactions.

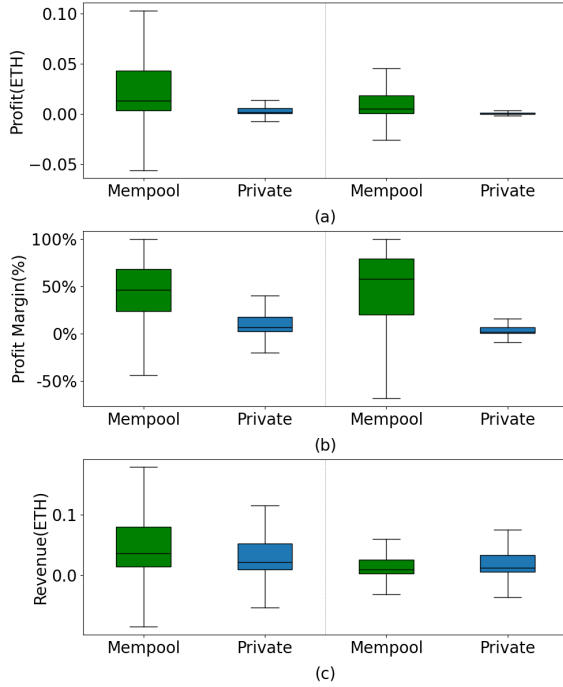


Figure 8: Profit, profit margin, and revenue of MEV transactions before and after the introduction of MEV-Boost.

the introduction of MEV-Boost, compared to private transactions, mempool transactions can get eight times higher profit. Such a distinction exists even with the low proportion of mempool transactions as shown in Fig. 7. To this end, despite MEV searchers are exposed to the risk of being front-ran, the allure of high profits continues to drive searchers to utilize mempool when extracting MEV.

To obtain a deep understanding, we further evaluate their profit margins, as shown in Fig. 8(b). As we can see, similarly, the profit margin of mempool transactions still exceeds

that of private transactions. Before the introduction of MEV-Boost, the median profit margins for mempool and private transaction were 47.1% and 6.7%, respectively, while these two ratios changed to 66.6% and 1.9% after the introduction. The gap between profit margins even widens, which we speculate the reasons are twofold. On one hand, private transaction architectures, such as Flashbots, implement a bidding mechanism where MEV searchers compete by offering high transaction fees, thereby reducing their profit margins. On the other hand, for mempool transactions, since some block proposers might not be connected to private transaction architectures, or their block-building strategies might not prioritize the highest fee MEV transactions, there is still a chance that MEV transactions with lower fees can be proposed. Moreover, such a widening gap indicates that MEV profits further skewed towards block proposers after The Merge, and the private transaction architecture did not democratize the distribution of MEV gains.

Finally, Fig. 8(c) illustrates the revenue of these MEV transactions. Interestingly, we can observe that before The Merge, the median revenue of mempool transactions exceeded the one of private transactions, while things started to go the other way after The Merge. This suggests that after the introduction of MEV-Boost, MEV searchers prefer using private transactions to capture high-revenue opportunities, rather than relying on mempool transactions. However, transaction fees consume a significant portion of their profits, resulting in the decrease of overall profits for private transactions.

**Findings:** Though the introduction of MEV-Boost incentivizes the adoption of private transaction architecture for MEV activities, the competition on transaction fee significantly lowers the profit, which exacerbates the centralization of profit gaining for block proposers.

### 7.3 Impact on MEV Strategies

After the emergence of private transaction architectures, MEV searchers begin to weigh the options between utilizing the mempool and private transaction architectures. We evaluate this shift based on success rates and profits.

**Success Rate.** Because Flashbots verifies the success of transactions, MEV searchers can avoid financial losses in terms of transaction fees. Instead, for mempool transactions, failed transactions still require fees as they are executed regardless of success. We focus on front-running arbitrages to evaluate the success rate, whose reasons are twofold: 1) arbitrage represents the most prevalent form of MEV transactions, and 2) failed sandwich transactions cannot be reliably detected due to the existence of multiple transactions in a single one attack. We use the method mentioned in §5

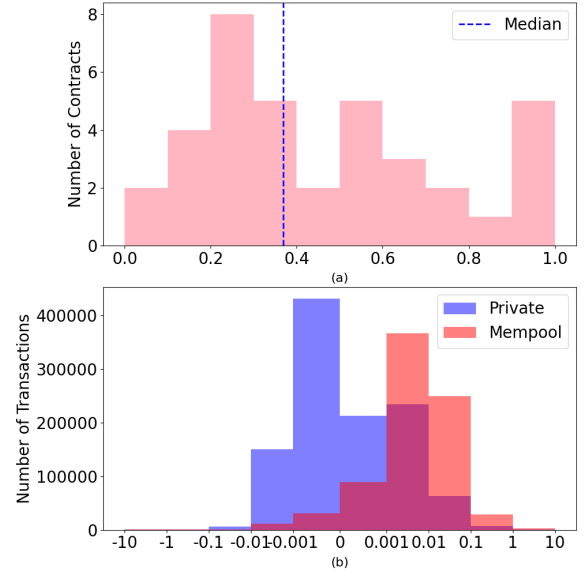
We replay 20,496,511 transactions from 107 contracts that engaged in arbitrage over 10,000 times. Among these, there are 841,937 successful mempool front-running arbitrages, 1,158,966 successful private front-running arbitrages, 675,065 failed mempool front-running arbitrages. We select 37 contracts with over 1,000 mempool transactions for success rate analysis. Given the possibility of private transactions re-entering the mempool due to uncle blocks [9] in Proof-of-Work Ethereum, this selection ensures that these contracts engaged in arbitrage using the mempool. As shown in Fig. 9(a), the median success rate of top MEV searchers using mempool for extraction is below 40%. This suggests a high failure rate for mempool transactions, prompting many MEV searchers to switch to private architecture. This shift explains the decline in mempool MEV transactions after the introduction of private architecture, as discussed in §7.1.

**Expected Profit.** Due to the potential losses incurred from failed mempool transactions, we introduce the concept of Expected Loss ( $EL$ ) to evaluate the potential losses for each transaction, which is calculated as follows:

$$EL = gp \times fg \times (1 - sr)$$

, where  $gp$  represents the gas price,  $fg$  denotes the average gas of failed front-running arbitrages, and  $sr$  is the success rate of mempool transactions. We calculate  $EL$  for all 47 contracts that conduct failed mempool transactions. For the other 60 contracts that execute arbitrages only through private transactions, we consider the average  $EL$  of the 47 contracts as the  $EL$  for these 60 contracts to evaluate what if they are executed through mempool. Expected profit is calculated by subtracting  $EL$  from the profit for all successful front-running arbitrages. Under this scenario, if the expected profit becomes negative, that one is no longer profitable.

As shown in Fig. 9(b), we observe that for 1,104,891 successful private front-running arbitrages, when considering  $EL$ , 587,232 (53.1%) ones are no longer profitable. In contrast, out of 779,055 successful mempool ones, only 42,702 (5.5%)



**Figure 9: Distribution of success rates (in mempool) and expected profits for MEV searchers.**

ones are no longer profitable. This indicates that for these top MEV searchers, they will consider the success rate and potential loss in MEV extraction when deciding whether to use mempool to acquire MEV. It also highlights that private transaction architecture improves the Ethereum MEV acquisition environment, allowing more MEV opportunities to be captured by MEV searchers. Specifically, without private transaction architecture, smaller-yield MEV opportunities may not be extracted by MEV searchers in time due to the success rate.

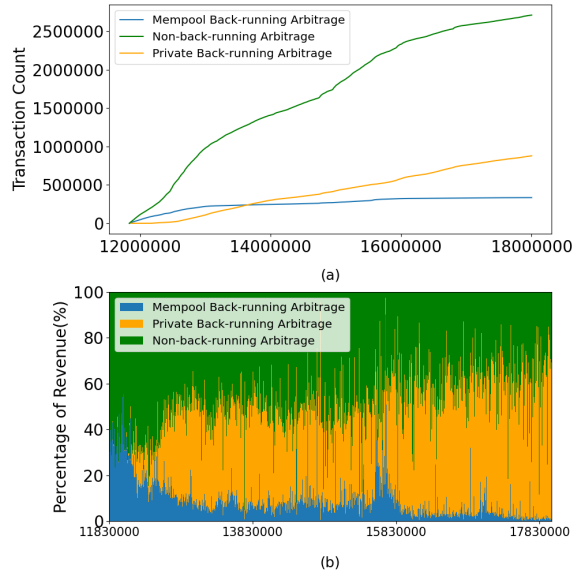
**Findings:** Due to a relative low success rate (<40%) when conducting MEV through mempool, MEV searchers intend to find opportunities in private transaction architecture. Interestingly, for the ones insist on mempool, they will consider the failed ones as necessary cost when extracting MEV.

## 8 RQ3: APPLICATION OF BACK-RUNNING

Intuitively, front-running can modify the state before the victim transaction is performed. However, according to McLaughlin [39], back-running has gradually become the primary profit mechanism for arbitrages. In this section, we delve deeper into the characteristics of back-running, aiming to understand the characteristics and application of back-running arbitrages.

### 8.1 Overall Results

To identify back-running arbitrages, we utilize the method mentioned in §5. Consequently, we identify 1,212,672 back-running arbitrages (including 879,282 private ones and 334,797



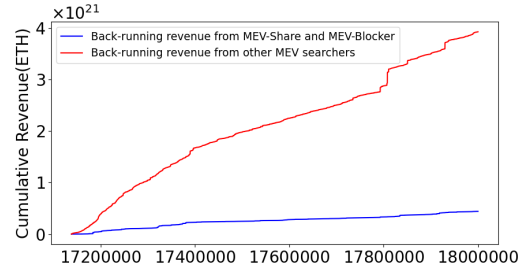
**Figure 10: The frequency and revenue of back-running arbitrages and other types of arbitrages after the introduction of Flashbots.**

**Table 3: Labels of target transaction contracts.**

Label	# Transaction	Proportion (%)
Uniswap	942,395	56.75
MEV-Bot	181,374	10.91
SushiSwap	105,521	6.35
1inch	104,053	6.26
0x Protocol	37,942	2.28
Other	460,433	27.74

mempool ones) and 2,712,357 non-back-running arbitrages after the introduction of Flashbots. Fig. 10 illustrates the number and percentage of revenue. As we can see, although non-back-running arbitrage is still the main form of arbitrage, the revenue generated from back-running has become the dominant source of arbitrage transaction. We speculate there are two possible reasons. First, as private transaction architecture is becoming prevalent in MEV extraction and offers transaction ordering services, e.g., Flashbots bundles, the technical barrier to implement back-running arbitrages has been lowered. Second, the increasing number of MEV searchers leads to a greater competition. The MEV opportunities with high revenue are captured immediately in the same block, i.e., in the form of back-running arbitrage, rather than being left for the next block, which will be captured by non-back-running arbitrages.

Back-running arbitrage requires a target transaction whose position is in the front of it within a block. We observe that for 79.7% cases, there is no other intermediate transaction between them. For these target transactions, Table 3 shows



**Figure 11: MEV searchers obtained revenue through back-running arbitrage.**

their labels we collect from Etherscan. As we can see, we find that 51.4% of the target transaction contracts are related to Uniswap, while 37.2% are Uniswap V2 Router [10]. This indicates that public contracts generate a large number of back-running opportunities, which are targeted by MEV searchers in their back-running strategies.

**Findings:** As the competition among MEV searchers intensifies, back-running arbitrages gradually become a type of MEV activity that cannot be overlooked in both terms of frequency and revenue. Lots of famous public DeFi DApps are considered as targets for such MEV activities.

## 8.2 MEV-Share and MEV-Blocker

MEV-Share is a transaction service provided by Flashbots that utilizes back-running techniques to refund a portion of the profits back to the users whose transaction creates MEV opportunities. This service not only enhances the profits of builders, but also ensures better returns for users. Cow Protocol [7] also provides a service called MEV-Blocker [16], which also have such a service to refund a part of MEV to the users. We obtain transaction information for MEV-Share and MEV-Blocker from two datasets [20, 30]. In total, we collect 8,422 MEV-Blocker transactions and 589 MEV-Share transactions. We statistically analyze the revenue distribution among different roles. We find that builders receive the largest share of revenue from MEV-Share and MEV-Blocker, accounting for 41.8%. Despite the claim from Flashbots documentation where it enables users to reclaim up to 90% of the MEV generated by their transactions [17], the actual proportion of MEV that users receive is much lower, only around 36.0%.

We also analyze the revenue share of users from MEV-Share and MEV-Blocker in back-running transactions to gain insights into the utilization of these services. Firstly, we extract the contracts used by users in MEV-Share and MEV-Blocker, where 523 contracts are identified. Against them, we identify 98,117 instances of back-running arbitrages, while only 6,109 of them are back-running transactions related



**Table 4: Participation of builders in back-running arbitrages after PBS.**

Builder Address	MEV Searcher Contract Address	Number of Transactions	Revenue (ETH)
0x3bee5122e2a2fbc11287aafb0cb918e22abb5436	0x9dd864d39fbfd7648402746263e451cd4f36af0	590	81.0
0x3b64216ad1a58f61538b4fa1b27327675ab7ed67	0xb0bababe78a9be0810fadf99dd2ed31ed12568be	381	40.5
0x229b8325bb9ac04602898b7e8989998710235d5f	0x6c6b87d44d239b3750bf9badce26a9a0a3d2364e	141	85.0

to these two services. Fig. 11 illustrates the obtained revenue. As we can see, there are approximately 4,122.24 ETH extracted by MEV searchers, builders, and validators, while only about 441.76 ETH are captured by searchers in MEV-Share and MEV-Blocker, accounting for a mere 10.7% share. Therefore, we argue that these two services only protect a limited number of traders, highlighting the development potential of these services.

**Findings:** Only 10.7% of profits obtained by MEV are returned back to users through back-running arbitrages via MEV-Share and MEV-Blocker, reflecting their significant development potential.

### 8.3 Builder MEV Extraction

After The Merge, the introduction of PBS allowed builders to provide private transaction services through their owned APIs. As builders can arbitrarily reorder these transactions, it provides an opportunity for them to perform MEV. For example, Eigenphi [27] has reported a back-running arbitrage conducted by a builder. In this section, we try to filter out if this type of situations happen a lot.

Firstly, we filter out all back-running arbitrages in private transaction pools between Sep. 2022 to Aug. 2023. A total of 54,273 such back-running transactions are identified. For transactions within each block, we consider the block where the over 50% MEV transactions are initiated through a specific MEV searchers. Finally, Table 4 illustrates the filtered three set of searcher-builder tuples, as well as the corresponding revenue. After calculating the profit margins of these three groups of MEV searchers and builders, we find that the median profit margins for these three MEV searchers are 80.6%, 46.1%, and 44.7%, respectively. Compared to the statistics mentioned in §7.2, we can conclude these MEV searchers do not undergo a severe competition, which is most likely due to collusion between MEV searchers and builders. Interestingly, for the example at the second row. Its builder 0x3b6...d67 is named as Boba Builder in Etherscan, and the MEV searcher contract is also named as Boba. However, according to its website [15], we have not seen any statement indicating that it engages in back-running arbitrages for private transactions. This actually serves as an example of a builder leveraging the provision of private transaction services to engage in back-running and increase its own profits.

**Findings:** After The Merge, PBS enables builders to conduct back-running arbitrages quietly by reordering transactions in their corresponding owned private transactions pools. We have observed nearly 620K USD are related to such hidden activities, which require related regulatory work.

## 9 RELATED WORK

Our work is related to three following three categories.

**MEV identification.** Most research [42, 45, 46, 48, 49] are based on heuristic methods and are only identified for a few popular DApps. The advantage of them is their simplicity, but the drawback is the limitation on specific types of transactions. Our work improves upon this heuristic method by expanding the range of DApps searched and refining the rules, enabling the identification of more subtypes of transactions. McLaughlin et al. [39] utilizes the heuristic method proposed by Wu et al. [50], relying solely on ERC-20 transfer events to identify DEX addresses and detect arbitrage transactions, thereby expanding the scope of DApps searched. Recent work by Li et al. [36] utilizes transaction aggregation, detecting MEV transactions on a Flashbot bundle basis, which can uncover more types of MEV transactions.

**Private transaction architecture.** Before the PBS update, some researches [24, 37, 42, 49] focus on the relationship between private transaction architecture and MEV. After the PBS update, other studies [32, 47] delve into the characteristics of the PBS update and its impact on MEV. Wahrstätter et al. [47] investigated the impact of the time taken by builders to submit blocks on their block construction profits, analyzing whether the builder strategy involves waiting to accept more MEV transactions or submitting blocks in advance. Our research focuses on the impact of private transaction architectures on the profits and strategies of MEV searchers.

**MEV applications.** Due to the potential losses incurred by traders due to MEV, some applications have been designed to mitigate MEV. Some solutions aim to prevent losses caused by front-running through the design of DEX [7, 21, 25, 40, 54]. Other solutions involve redesigning the order of transactions [22, 34, 38]. In our study, although back-running transactions do not directly impact traders' profits, the majority of traders do not profit from the MEV generated by them. Despite MEV-Share and MEV-Blocker being an effective solution, they have not been widely adopted, indicating that

the MEV problem introduced by Ethereum has not been adequately addressed and remains a challenge in terms of fair distribution of profits.

## 10 CONCLUSIONS

In this work, we have proposed two new sets of algorithms to identify arbitrages and sandwich attacks in MEV ecosystem. Compared to SOTA methods, our methods are more robust in identifying variants of the corresponding MEV activities with lower false positive/negative rate, at most 2.4%. To the best of our knowledge, based on the largest-ever dataset, we have answered three interesting questions. Results illustrate the prosperity of current MEV ecosystem, the potential centralization trend brought by the introduction of private transaction architecture, and the unhealthy adoption of back-running arbitrages.

## REFERENCES

- [1] 2018. Uniswap. <https://uniswap.org/>.
- [2] 2019. Aave V1. <https://app-v1.aave.com/>.
- [3] 2020. Decentralized applications(dapps). <https://ethereum.org/en/dapps/>.
- [4] 2020. DefiLlama. <https://defillama.com/>.
- [5] 2020. Yearn Finance. <https://yearn.finance/>.
- [6] 2021. Aave V2. <https://github.com/aave/protocol-v2>.
- [7] 2021. CoW Protocol Overview. <https://docs.cow.fi/>.
- [8] 2021. Flashbots API. <https://blocks.flashbots.net/>.
- [9] 2021. Uncle Bandit Risk. <https://docs.edennetwork.io/eden-rpc/more-information/uncle-bandits/>.
- [10] 2021. Uniswap V2 Router. <https://docs.uniswap.org/contracts/v2/reference/smart-contracts/router-02>.
- [11] 2021. Zero MEV Datasets. <https://zeromev.org/>.
- [12] 2022. Ganache: A tool for creating a local blockchain for fast Ethereum development. <https://github.com/trufflesuite/ganache>.
- [13] 2023. Aave V3. <https://docs.aave.com/>.
- [14] 2023. Blocknative Mempool Data Program. <https://docs.blocknative.com/mempool-data-program>.
- [15] 2023. Boba Builder Docs. <http://boba-builder.com/>.
- [16] 2023. MEV-Blocker. <https://mevblocker.io/>.
- [17] 2023. MEV-Share Docs. <https://docs.flashbots.net/flashbots-protect/mev-share>.
- [18] 2023. Proposer-builder separation. <https://ethereum.org/nl/roadmap/pbs>.
- [19] 2023. Synapse Bridge. <https://docs.synapseprotocol.com>.
- [20] 2024. MEV-Blocker Data. <https://dune.com/cowprotocol/mev-blocker>.
- [21] Carsten Baum, Bernardo David, and Tore Kasper Frederiksen. 2021. P2DEX: privacy-preserving decentralized cryptocurrency exchange. In *International Conference on Applied Cryptography and Network Security*. Springer, 163–194.
- [22] Iddo Bentov, Yan Ji, Fan Zhang, Lorenz Breidenbach, Philip Daian, and Ari Juels. 2019. Tesseract: Real-time cryptocurrency exchange using trusted hardware. In *Proceedings of the 2019 ACM SIGSAC Conference on Computer and Communications Security*. 1521–1538.
- [23] Vitalik Buterin et al. 2013. Ethereum white paper. *GitHub repository* 1 (2013), 22–23.
- [24] Agostino Capponi, Ruizhe Jia, and Ye Wang. 2022. The evolution of blockchain: from lit to dark. *arXiv preprint arXiv:2202.05779* (2022).
- [25] Michele Ciampi, Muhammad Ishaq, Malik Magdon-Ismael, Rafail Ostrovsky, and Vassilis Zikas. 2022. Fairmm: A fast and frontrunning-resistant crypto market-maker. In *International Symposium on Cyber Security, Cryptology, and Machine Learning*. Springer, 428–446.
- [26] Philip Daian, Steven Goldfeder, Tyler Kell, Yunqi Li, Xueyuan Zhao, Iddo Bentov, Lorenz Breidenbach, and Ari Juels. 2020. Flash boys 2.0: Frontrunning in decentralized exchanges, miner extractable value, and consensus instability. In *2020 IEEE Symposium on Security and Privacy (SP)*. IEEE, 910–927.
- [27] eigenphi. 2023. Transaction Observability: Forget Top-of-Block Biddings; Back-of-Block MEVs On Private Order Flow are Moving Validators’ Cheese. <https://eigenphi.substack.com/p/transaction-observability>.
- [28] Eth-Educators. 2022. MEV Relay List. <https://github.com/eth-educators/ethstaker-guides>.
- [29] Flashbots. 2021. Flashbots: A private transaction architecture. <https://docs.flashbots.net/flashbots-auction/overview>.
- [30] Flashbots. 2024. MEV-Share Data. <https://flashbots-data.s3.us-east-2.amazonaws.com/index.html>.
- [31] Ethereum Foundation. 2023. The Merge. <https://ethereum.org/en/roadmap/merge/>.
- [32] Lioba Heimbach, Lucianna Kiffer, Christof Ferreira Torres, and Roger Wattenhofer. 2023. Ethereum’s Proposer-Builder Separation: Promises and Realities. In *Proceedings of the 2023 ACM on Internet Measurement Conference*. 406–420.
- [33] Lioba Heimbach, Vabuk Pahari, and Eric Schertenleib. 2024. Non-Atomic Arbitrage in Decentralized Finance. *arXiv preprint arXiv:2401.01622* (2024).
- [34] Rami Khalil, Arthur Gervais, and Guillaume Felley. 2019. Tex-a securely scalable trustless exchange. *Cryptology ePrint Archive* (2019).
- [35] Alfred Lehar and Christine A Parlour. 2021. Decentralized exchanges. *Available at SSRN 3905316* (2021).
- [36] Zihao Li, Jianfeng Li, Zheyuan He, Xiapu Luo, Ting Wang, Xiaozhe Ni, Wenwu Yang, Xi Chen, and Ting Chen. 2023. Demystifying DeFi MEV Activities in Flashbots Bundle. In *Proceedings of the 2023 ACM SIGSAC Conference on Computer and Communications Security*. 165–179.
- [37] Xingyu Lyu, Mengya Zhang, Xiaokuan Zhang, Jianyu Niu, Yinqian Zhang, and Zhiqiang Lin. 2022. An Empirical Study on Ethereum Private Transactions and the Security Implications. *arXiv preprint arXiv:2208.02858* (2022).
- [38] Dahlia Malkhi and Pawel Szalachowski. 2022. Maximal extractable value (mev) protection on a dag. *arXiv preprint arXiv:2208.00940* (2022).
- [39] Kruegel Christopher McLaughlin Robert and Giovanni Vigna. 2023. A large scale study of the ethereum arbitrage ecosystem. In *32nd USENIX Security Symposium (USENIX Security 23)*. 3295–3312.
- [40] Conor McMenamin, Vanesa Daza, Matthias Fitzi, and Padraic O’Donoghue. 2022. Fairtrader: A decentralised exchange preventing value extraction. In *Proceedings of the 2022 ACM CCS Workshop on Decentralized Finance and Security*. 39–46.
- [41] Johnnatan Messias, Vabuk Pahari, Balakrishnan Chandrasekaran, Krishna P Gummadi, and Patrick Loiseau. 2023. Dissecting Bitcoin and Ethereum Transactions: On the Lack of Transaction Contention and Prioritization Transparency in Blockchains. *arXiv preprint arXiv:2302.06962* (2023).
- [42] Julien Piet, Jaiden Fairoze, and Nicholas Weaver. 2022. Extracting godl [sic] from the salt mines: Ethereum miners extracting value. *arXiv preprint arXiv:2203.15930* (2022).
- [43] Kaihua Qin, Stefanos Chaliasos, Liyi Zhou, Benjamin Livshits, Dawn Song, and Arthur Gervais. 2023. The blockchain imitation game. *arXiv preprint arXiv:2303.17877* (2023).
- [44] Kaihua Qin, Liyi Zhou, Pablo Gamito, Philipp Jovanovic, and Arthur Gervais. 2021. An empirical study of defi liquidations: Incentives, risks,

- and instabilities. In *Proceedings of the 21st ACM Internet Measurement Conference*. 336–350.
- [45] Kaihua Qin, Liyi Zhou, and Arthur Gervais. 2022. Quantifying blockchain extractable value: How dark is the forest?. In *2022 IEEE Symposium on Security and Privacy (SP)*. IEEE, 198–214.
  - [46] Christof Ferreira Torres, Ramiro Camino, et al. 2021. Frontrunner jones and the raiders of the dark forest: An empirical study of frontrunning on the ethereum blockchain. In *30th USENIX Security Symposium (USENIX Security 21)*. 1343–1359.
  - [47] Anton Wahrstätter, Liyi Zhou, Kaihua Qin, Davor Svetinovic, and Arthur Gervais. 2023. Time to Bribe: Measuring Block Construction Market. *arXiv preprint arXiv:2305.16468* (2023).
  - [48] Ye Wang, Yan Chen, Haotian Wu, Liyi Zhou, Shuiguang Deng, and Roger Wattenhofer. 2022. Cyclic arbitrage in decentralized exchanges. In *Companion Proceedings of the Web Conference 2022*. 12–19.
  - [49] Ben Weintraub, Christof Ferreira Torres, Cristina Nita-Rotaru, and Radu State. 2022. A flash (bot) in the pan: measuring maximal extractable value in private pools. In *Proceedings of the 22nd ACM Internet Measurement Conference*. 458–471.
  - [50] Siwei Wu, Dabao Wang, Jianting He, Yajin Zhou, Lei Wu, Xingliang Yuan, Qinming He, and Kui Ren. 2021. Defiranger: Detecting price manipulation attacks on defi applications. *arXiv preprint arXiv:2104.15068* (2021).
  - [51] Sen Yang, Fan Zhang, Ken Huang, Xi Chen, Youwei Yang, and Feng Zhu. 2022. Sok: Mev countermeasures: Theory and practice. *arXiv preprint arXiv:2212.05111* (2022).
  - [52] Zero MEV. 2022. Toxic Arbitrage. <https://info.zeromev.org/terms.html#toxic-arbitrage>.
  - [53] Liyi Zhou, Kaihua Qin, Antoine Cully, Benjamin Livshits, and Arthur Gervais. 2021. On the just-in-time discovery of profit-generating transactions in defi protocols. In *2021 IEEE Symposium on Security and Privacy (SP)*. IEEE, 919–936.
  - [54] Liyi Zhou, Kaihua Qin, and Arthur Gervais. 2021. A2mm: Mitigating frontrunning, transaction reordering and consensus instability in decentralized exchanges. *arXiv preprint arXiv:2106.07371* (2021).
  - [55] Liyi Zhou, Kaihua Qin, Christof Ferreira Torres, Duc V Le, and Arthur Gervais. 2021. High-frequency trading on decentralized on-chain exchanges. In *2021 IEEE Symposium on Security and Privacy (SP)*. IEEE, 428–445.

## A ETHICS

This work collects several types of data, including Ethereum transactions from Etherscan, and Flashbots/relay/private transaction data from Blocknative. Ethereum data is accessible to everyone from Etherscan. As the data from Blocknative, they are voluntarily provided by their respective organizations for research purposes. We underline that all data collected in this work is publicly available, therefore, this work does not raise any ethical issues.