

# Detecting and removing bloated dependencies in CommonJS packages

Yuxin Liu, Deepika Tiwari, Cristian Bogdan, Benoit Baudry

*<sup>a</sup>KTH Royal Institute of Technology, Stockholm, Sweden*

---

## Abstract

JavaScript packages are notoriously prone to bloat, a factor that significantly impacts the performance and maintainability of web applications. While web bundlers and tree-shaking can mitigate this issue in client-side applications, state-of-the-art techniques have limitations on the detection and removal of bloat in server-side applications. In this paper, we present the first study to investigate bloated dependencies within server-side JavaScript applications, focusing on those built with the widely used and highly dynamic CommonJS module system. We propose a trace-based dynamic analysis that monitors the OS file system, to determine which dependencies are not accessed during runtime. To evaluate our approach, we curate an original dataset of 91 CommonJS packages with a total of 50,488 dependencies. Compared to the state-of-the-art dynamic and static approaches, our trace-based analysis demonstrates higher accuracy in detecting bloated dependencies. Our analysis identifies 50.6% of the 50,488 dependencies as bloated: 13.8% of direct dependencies and 51.3% of indirect dependencies. Furthermore, removing only the direct bloated dependencies by cleaning the dependency configuration file can remove a significant share of unnecessary bloated indirect dependencies while preserving function correctness.

*Keywords:* CommonJS, Node.js, Dependency bloat, Dependency management, npm

---

## 1. Introduction

Large-scale code reuse presents a valuable opportunity to speed up project development, building new features without reinventing the wheel (Krueger, 1992; Cox, 2019; Wittern et al., 2016). However, reuse also artificially inflates

the size of the codebase by pulling dependency code that is not actually needed by the project. This unnecessary code, known as code bloat (Gkortzis et al., 2021; Soto-Valero et al., 2021b; Ponta et al., 2021), has a negative impact on maintenance (Weeraddana et al., 2024; Song et al., 2024; Jafari et al., 2021), performance (Heo et al., 2018), and security (Chinthanet et al., 2020; Pashchenko et al., 2022).

Such bloat issues also affect code written in JavaScript. Its dominant usage is facilitated by the Node Package Manager (npm<sup>1</sup>), which provides reusable external packages (i.e., dependencies), but also contributes to code bloat. The portability of JavaScript and the ease of integrating new npm dependencies encourages fine-grained reuse, often resulting in the inclusion of small-sized dependencies, commonly referred to as “trivial packages” (e.g., `is-odd`<sup>2</sup>) (Abdalkareem et al., 2017; Chowdhury et al., 2021). While this fine-grained modularity promotes reusability, it also amplifies the prevalence of dependency bloat. Even small JavaScript projects can have large dependency trees, which suffer from dependency overhead, leading to maintenance and security challenges (Abdalkareem et al., 2020). For example, the 11-lines `left-pad` package, is reported to pose a significant threat to the software supply chain (Open Source Security Foundation, 2023). Current research focuses primarily on mitigating code bloat at the function and file levels (Koishybayev and Kapravelos, 2020; Turcotte et al., 2022; Vázquez et al., 2019; Rollup, 2023). However, such fine-grained analyses do not support the total removal of unnecessary dependencies from the dependency specification file. Consequently, these dependencies stay in the dependency tree and still need to be maintained and evolved even though they are not used in the project.

In this paper, we collect evidence on the prevalence of bloated dependencies within npm packages, focusing on those using the widely adopted CommonJS module system. Our focus on code bloat at the granularity of entire dependencies is twofold. First, we aim to assist developers in managing dependencies when writing and maintaining their dependency specification files<sup>3</sup>. Second, reducing bloat at the dependency level directly impacts the number of alarms raised by dependency bots (Rombaut et al., 2023) and can

---

<sup>1</sup><https://www.npmjs.com>

<sup>2</sup><https://github.com/i-voted-for-trump/is-odd>

<sup>3</sup>`package.json`, similar to `pom.xml` in Maven for Java

reduce notification fatigue (Mirhosseini and Parnin, 2017). To the best of our knowledge, this is the first study of code bloat at the granularity of npm packages.

Our study relies on dynamic analysis, due to the essential specifics of CommonJS and JavaScript. In CommonJS, developers access dependencies by invoking the `require()` function. The imperative nature of `require()` combined with the scripting nature of JavaScript pose significant challenges for tools aimed at researching or maintaining CommonJS packages. These challenges arise for several reasons: (i) as a function, `require()` may or may not be invoked depending on programming logic; (ii) as a function, `require()` can accept variable parameters, which (iii) may change from one code execution to the next; and (iv) JavaScript’s scripting nature allows `require()` calls to be generated dynamically as variable strings. As a result, static analysis methods that rely on examining `require()` calls within JavaScript source code often produce imprecise results, as we shall demonstrate in this paper using the case of the standard npm `depcheck` tool.

To address the previously discussed challenges, we propose a trace-based analysis to identify bloated runtime dependencies, which we implement in a tool called **DepPrune**. Our approach tracks interactions between the program and the file system at runtime to determine which dependencies are actually used. We evaluate **DepPrune** against a novel dataset of open-source CommonJS packages, which we curate. The 91 packages in our dataset have a total of 50,488 runtime dependencies.

Running **DepPrune** on our dataset reveals that a total of 25,566 (50.6%) dependencies are not accessed at runtime. Notably, when **DepPrune** removes these dependencies from the packages in our dataset, the behavior of all packages is preserved, with a 100% of the test cases still passing after the removal of the dependencies. Developers can immediately act on direct bloated dependencies, by removing them from the dependency configuration file. Two key insights from our study are that (i) more than half (50.5%) of the 91 packages have at least one direct bloated dependency, and (ii) removing a total of 120 direct bloated dependencies, also immediately removes 4,167 indirect dependencies. As part of our study, we compare our trace-based technique of **DepPrune**, with the state-of-the-art dynamic technique based on test coverage (Turcotte et al., 2022) and a static technique using a standard npm tool (`depcheck`, 2024). Our comparative analysis reveals that **DepPrune** outperforms state-of-the-art techniques by achieving higher accuracy in identifying bloated dependencies, particularly in addressing dynamic execution patterns

that challenge coverage-based and static methods.

Our primary contributions are outlined as follows:

- a novel dynamic analysis technique for detecting and removing bloated dependencies, implemented in a tool called **DepPrune**.
- empirical evidence highlighting the prevalence and impact of bloated dependencies within CommonJS packages.
- comparative analyses of state-of-the-art bloat detection techniques for server-side JavaScript.
- a dataset of 91 open-source CommonJS packages with strong test suites, accessible on Zenodo<sup>4</sup>.

The subsequent sections of this paper are organized as follows: Section 2 introduces key concepts and terminology relevant to the dependency analysis of CommonJS packages. Section 3 describes the procedure of our approach for analyzing bloated dependencies. Section 4 outlines our research questions and explains the methodology to answer these questions. Section 5 presents the results for each research question. Section 6 delves into the threats to the validity of our study. In Section 7, we discuss closely related work on debloating and dependency management. Finally, Section 8 concludes the paper and discusses directions for future research.

## 2. Background

This section introduces the key concepts and terminology for dependency analysis of Node.js packages that use the CommonJS module system and introduces the state-of-the-art static and dynamic debloating techniques.

### 2.1. Structure of npm Packaging System

The dominant and widely used npm repository manages reusable code in the form of *packages*, which specify their dependencies in a declaration file called *package.json*<sup>5</sup>. The dependencies declared in *package.json* can be classified as runtime dependencies (required for execution) or development dependencies (used for testing, building, etc.). A version range can be specified

---

<sup>4</sup>[10.5281/zenodo.15090140](https://zenodo.org/record/15090140)

<sup>5</sup><https://docs.npmjs.com/developers>

for each dependency. We refer to the dependencies declared in *package.json* as *direct dependencies*.

When working on a package, developers use the npm tool to install all its dependencies via the `npm install` command. This process involves copying the *source code* of the dependencies, which consists of JavaScript *modules* along with data files, e.g., in JSON format. There are no binary formats involved, since JavaScript is a scripting language (see Listing 3). Under the root of the package, the installed dependencies are stored in a directory named `node_modules`, where each dependency is placed in its own folder named after the dependency. In cases where multiple versions of the same dependency are required by different parts of the dependency tree, conflicting versions are resolved by installing each version in the `node_modules` folder of the respective parent dependency. This ensures that each dependency gets the specific version it requires, even if this results in multiple versions of the same dependency being installed at different levels of the directory hierarchy. This naming convention allows tools and developers to easily identify the dependency from its file path.

The installation automatically selects appropriate versions for all direct dependencies. Additionally, this process also retrieves all dependencies declared by the direct dependencies, which we refer to as *indirect dependencies*. The structure formed by direct and indirect dependencies is known as the *dependency tree* of a package. npm records all the dependencies included in this tree in a file called *package-lock.json*, which ensures consistency in future installations. The *package-lock.json* file documents the exact versions of dependencies that have been installed, and categorizes them based on their scope, such as *runtime* (in `dependencies`) or *development* (in `devDependencies`).

## 2.2. CommonJS Module System and the Need for Dynamic Analysis

JavaScript originally lacked a built-in mechanism for referencing dependencies and code reuse. Only with the emergence of Node.js was a module system (the way to refer to dependencies) integrated into the language, CommonJS being the original way to package JavaScript code for Node.js<sup>6</sup>. CommonJS has become the dominant module system in Node.js applications, used by nearly 70% of popular applications (Jarred Sumner, 2023; Titus, 2024).

---

<sup>6</sup><https://nodejs.org/api/modules.html#modules-commonjs-modules>

In CommonJS, modules reuse other modules by invoking the `require()` function and expose their functionalities to other modules by assigning the `exports` property of a special object called `module`. CommonJS thus avoids introducing new language constructs, instead relying on existing ones like function calls and assignments. For example, importing a dependency is done by a function call: `const importedObject = require(moduleName);`, and exporting one is done via an assignment: `module.exports = someObject`. However, since `require()` is a function, the exact modules imported are only known at runtime. This introduces important challenges when trying to analyze JavaScript code, e.g., debloating, necessitating the use of dynamic analysis (Turcotte et al., 2022).

Despite these challenges, we argue that it remains important to invest in improving the CommonJS system for several reasons. First, CommonJS is the dominant module system for Node.js, underpinning a significant portion of the JavaScript projects. Its widespread adoption highlights the practical value of developing methods to enhance its maintainability. Second, the inherent flexibility of CommonJS, which allows developers to import dependencies conditionally and dynamically, is a double-edged sword: This flexibility enables diverse use cases and supports modularity, but it also complicates the detection of unused dependencies. As a result, analyzing and addressing dependency bloat in CommonJS packages is particularly challenging yet crucial for improving dependency management.

Let us now revisit and elaborate on the four key challenges we identified in the introduction that make CommonJS particularly difficult for static analysis:

(i) *`require()` is a function whose invocation depends on the programming logic.* Developers have the flexibility to use `require()` anywhere within their codebase. Listing 1 presents an excerpt from the package `inherits`, which is an indirect dependency of `airtap`. In this snippet, the imported and exported modules vary according to runtime conditions. This dynamic behavior allows modules to be loaded conditionally, making the dependency structure more adaptable to varying execution environments and use cases.

(ii) *As a function, `require()` can accept variable parameters,* (iii) *which may change from one code execution to the next.* It is common for developers to pass variables as parameters to the `require()` function. In Listing 2, this is illustrated by a plugin scenario, where the `pluginName` is computed in other parts of the code. The `require()` call itself is part of a function that can be invoked repeatedly, potentially loading different dependency packages

with each execution.

Listing 1: Flexible usage of the `require()` function

```
1 try {
2   var util = require('util');
3   if (typeof util.inherits !== 'function') throw '';
4   module.exports = util.inherits;
5 } catch (e) {
6   module.exports = require('./inherits_browser.js');
7 }
```

Listing 2: Static analysis fails to detect dependencies without executing the `require()` function

```
1 ...
2 return plugins.map(async pluginName => {
3   await server.register({
4     plugin: require(`../plugins/${pluginName}`),
5     options: {
6       ...(config[pluginName] || {})
7     },
8     routes: {
9       prefix: '/v4'
10    }
11  });
12 });
13 ...
```

(iv) *JavaScript’s scripting nature allows `require()` calls to be generated dynamically as variable strings.* Beyond the challenges created by `require()` being a function, the scripting nature of JavaScript further complicates static analysis. In JavaScript, code can be treated as a string until it is executed, and that string can be implicitly or explicitly manipulated. To illustrate this, we have devised the example in Listing 3. A reference to a dependency (e.g. using `require()`) in such code can only be identified at runtime, making it difficult for static analysis methods that rely on source code transformation to accurately detect dependencies (Koishybayev and Kapravelos, 2020; Turcotte et al., 2022).

Listing 3: Scripting as an obstacle to static dependency analysis

```
1 function load(a, b){  
2     eval(a + 'quire(' + b + ')');  
3 }  
4 load('re', 'some_package');
```

### 2.3. State-of-the-art Technique for Debloating Node.js Applications

As bloated dependencies lead to unnecessary maintenance overhead, detecting and removing them becomes essential for effective dependency management. Given that developers can only remove entire dependencies rather than specific modules or functions to reduce maintenance costs, our trace-based analysis focuses on debloating entire bloated dependencies. In this subsection, we introduce two state-of-the-art techniques for debloating Node.js applications. One is a widely-used static tool designed to identify unused direct dependencies, while the other employs dynamic analysis to debloat Node.js applications.

**depcheck**<sup>7</sup> is a widely-used tool that can detect direct bloated dependencies, which conducts static analysis of package source code and dependency declarations. By parsing through JavaScript modules and inspecting import statements, **depcheck** identifies dependencies that are declared in *package.json* file but not actually used within the source code. Despite its popularity in industry and research areas (Jafari et al., 2021), **depcheck** overlooks dependencies imported by the **require()** function if they are dynamically generated during runtime. For example, consider line 4 of Listing 2, which demonstrates how the **require()** function imports a dependency according to different parameters. In such cases, **depcheck** ignores the **require()** function, leading to inaccuracies in predicting imported dependencies. This leads **depcheck** to incorrectly report the unused dependencies, which is consistent with previous studies (Kabir et al., 2022). Our approach, on the other hand, dynamically tracks dependency imports during runtime, ensuring a more accurate detection of dependencies, including those generated dynamically.

Additionally, dynamic analysis techniques that focus on runtime behavior are relatively rare when it comes to addressing bloated dependencies. Turcotte and colleagues introduce coverage-based analysis in the tool **Stubbifier**,

---

<sup>7</sup><https://github.com/depcheck/depcheck>



which offers configurable dynamic analysis for debloating Node.js applications (Turcotte et al., 2022). This approach identifies and removes unused code, relying on the widely used test coverage tool, `nyc`<sup>8</sup>, which instruments source code before test execution and records runtime behaviors. By considering a module unused if none of its functions are invoked, `Stubbifier` generates a list of such modules, allowing for the identification of dependency use. While this method improves upon static analysis, particularly in identifying dynamically imported dependencies via the `require()` function, its reliance on source code instrumentation may pose challenges when analyzing scripting languages like JavaScript.

### 3. Automatic Analysis of Bloated Dependencies in CommonJS Packages

This section presents an overview of our approach for automatically detecting and removing bloated dependencies in CommonJS packages, implemented using our tool, `DepPrune`. Before delving into the details, we introduce two foundational concepts.

**Definition 1 (Unaccessed Dependency).** *A dependency is classified as unaccessed if none of its modules are accessed during the execution of the package.*

It is important to note that the classification of a dependency as *unaccessed* depends on the type of analysis used. For example, unaccessed dependencies can be detected by instrumenting individual functions within a dependency and monitoring whether those functions are invoked at runtime (Vázquez et al., 2019). Alternatively, they can be determined by analyzing execution reports, such as coverage reports, to identify dependencies that are not exercised during runtime (Turcotte et al., 2022). In this work, we develop a technique based on monitoring the file system to determine whether a dependency is accessed or not.

**Definition 2 (Bloated Dependency).** *An unaccessed dependency is considered bloated if its complete removal from the dependency tree does not impede the successful execution of the package.*

---

<sup>8</sup><https://github.com/istanbuljs/nyc>

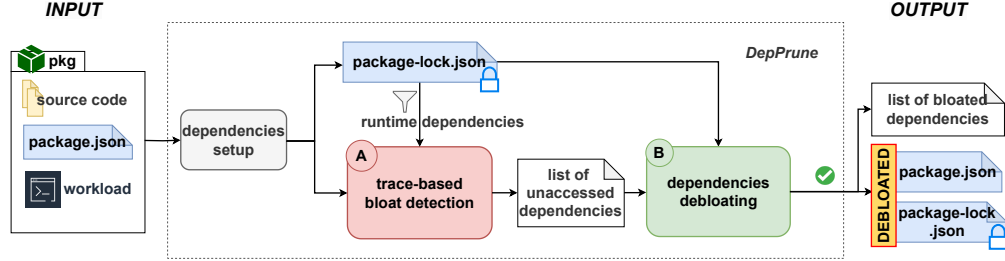


Figure 1: Overview of our approach for automatically debloating runtime dependencies in CommonJS packages. The input consists of the original package, including its source code, the *package.json* file (listing direct dependencies only), and the workload of the package. The output includes a list of identified bloated dependencies, a debloated *package.json* file with a reduced set of direct dependencies, and a debloated *package-lock.json* file documenting all remaining dependencies, both direct and indirect.

We note here, that the key difference between a *bloated* and an *unaccessed* dependency is that a dependency can only be confirmed as bloated if it is uninstalled from the package and the package continues to function correctly after re-execution. Due to the highly dynamic and asynchronous nature of JavaScript, it is challenging for program analysis techniques to precisely and completely capture the dependencies accessed at runtime. For example, if the analysis relies on test coverage data (Section 2.3), asynchronous functions that execute after the coverage report is generated may be missed. As a result, the analysis may incorrectly classify a required dependency as unaccessed. In such cases, removing the misclassified dependency can break the program, indicating that it is not bloated despite being labeled unaccessed.

### 3.1. Overview

Figure 1 outlines the workflow of our approach for automatically analyzing bloated dependencies. Our approach begins with the original package, which includes its source modules, the *package.json* file, and a workload that triggers the execution of the package. We then install all dependencies using the official `npm install` command, which generates the *package-lock.json* file. This file provides detailed metadata about the installed dependencies, including their exact versions and intended usage (runtime or development). By parsing the *package-lock.json* file, we extract a list of runtime dependencies — dependencies that directly influence the package’s behavior during production. In our study, we focus exclusively on runtime dependencies and disregard development dependencies.

After the initial setup, we proceed to the core of our approach: the trace-based debloating technique, which consists of two key steps. Step A: Tracing and Detecting Unaccessed Dependencies. In this step, we execute the package using the input workload and perform a trace-based analysis to monitor which dependencies are accessed by the OS file system during execution. Dependencies that are not accessed are identified by excluding the accessed ones from the original set of runtime dependencies. Step B: Debloating Dependencies. We transform the *package-lock.json* file by removing the declaration of the unaccessed dependencies, effectively creating a debloated dependency tree. To validate these changes, we rebuild the package using the updated file and re-execute it with the same workload to confirm that its functionality remains intact.

If the package runs successfully, this step yields the final output, which includes a list of bloated dependencies, the debloated *package.json* file, and the debloated *package-lock.json* file. It is important to note that throughout this process, we do not modify the package’s original code in any way.

### 3.2. Trace-based Bloat Detection

Unlike many other programming languages that execute compiled code, JavaScript runs directly as source files via the JavaScript engine, using Just-In-Time (JIT) compilation. In CommonJS, source code modules (i.e., files) are loaded and executed at runtime without any intermediate compilation step. This runtime nature of JavaScript allows us to monitor file accesses during execution, enabling the identification of modules that are accessed and, consequently, to detect dependencies where no modules within are accessed.

To achieve this, we employ a trace-based dynamic analysis, as detailed in the following steps.

*1. Execution and tracing* The process begins by executing the package using the input workload. During execution, our approach monitors all interactions between the OS file system and the running processes. This monitoring generates a detailed log of all file operations, including file paths across various formats, as illustrated in Listing 4. Only modules actively accessed by the OS file system during execution are captured, while those not involved in the execution are excluded.

*2. Filtering accessed modules* We then filter the file paths to isolate those relevant to dependencies. Specifically, we target modules located in the dependency folder (`package/node_modules`) with extensions `.js` or `.json`.

This step generates a refined list of accessed modules, represented by path. For example, line 4 of Listing 4 illustrates that the module `airtap/node_modules/airtap-default/index.js` is accessed during execution.

Listing 4: Monitored interactions between OS and running files within `airtap`

```
1 644728 openat(AT.FDCWD, "/lib/x86_64-linux-gnu/libc.so.6",
   O_RDONLY|O_CLOEXEC) = 3
2 644728 openat(AT.FDCWD, "/sys/fs/cgroup/memory/memory.limit_in_bytes",
   O_RDONLY|O_CLOEXEC) = 17
3 644728 openat(AT.FDCWD, "/proc/meminfo", O_RDONLY|O_CLOEXEC) = 17
4 644728 openat(AT.FDCWD, "/disk/airtap/node_modules/airtap-default/index.js",
   O_RDONLY|O_CLOEXEC) = 17
...
5 644746 openat(AT.FDCWD, "/disk/airtap/node_modules/mime-db/db.json",
   O_RDONLY|O_CLOEXEC) = 23
6 644728 openat(AT.FDCWD, "/disk/airtap/node_modules/browserify/node_modules
/readable-stream/readable.js", O_RDONLY|O_CLOEXEC) = 17
...
```

*3. Mapping accessed modules to dependencies* Each accessed file path is then analyzed to determine its corresponding dependency. This step leverages the npm dependency installation mechanism, where each dependency is installed in a folder named after the dependency itself, as explained in Section 2.1. For example, line 1 of Listing 5 illustrates that the module `airtap/node_modules/airtap-default/index.js` maps to the dependency `airtap-default`. At this stage, we generate a list of accessed dependencies, capturing all dependencies with at least one module accessed during runtime.

Listing 5: List of accessed dependency modules within `airtap`

```
1 airtap/node_modules/airtap-default/index.js
2 airtap/node_modules/mime-db/db.json
3 airtap/node_modules/browserify/node_modules/readable-stream
/readable.js
...
```

*4. Identifying unaccessed dependencies* Finally, our approach identifies unaccessed dependencies by comparing the complete set of runtime dependencies, with the list of accessed dependencies generated in the previous step. Dependencies that are not found in the accessed list are classified as unaccessed and considered candidates for debloating in the next phase.

### 3.3. Dependencies Debloating

The debloating phase focuses on pruning the dependency tree by removing unnecessary dependencies while ensuring the package retains its functionality. Our approach employs two strategies: **direct-only debloating**, which targets bloated direct dependencies, and **full-scale debloating**, which addresses both direct and indirect bloated dependencies. These strategies provide flexibility in managing dependency bloat, allowing developers to choose the most suitable approach for their needs. We now detail this phase in the following steps:

*1. Removing unaccessed dependencies from metadata files* This process begins by setting the initial set of bloated dependencies as the unaccessed dependencies identified in the trace-based analysis. These dependencies are located within the metadata files: the *package.json* file, which specifies direct dependencies, and the *package-lock.json* file, which records the entire dependency tree. For direct-only debloating, we modify the *package.json* file to remove declarations of direct unaccessed dependencies, ensuring they are no longer listed. This helps streamline the management of direct dependencies. For full-scale debloating, we modify the *package-lock.json* file to eliminate occurrences of both direct and indirect unaccessed dependencies. In both strategies, the removal of dependencies is conducted all at once, pruning the entire dependency tree in one step.

*2. Rebuilding the package* Once the metadata files are updated, we use them to rebuild the package and verify the changes. In direct-only debloating, the rebuild uses the updated *package.json* file. This ensures that direct unaccessed dependencies are removed from their declaration file and excluded from future builds. In full-scale debloating, the rebuild uses the modified *package-lock.json* file. This prevents the installation of any unaccessed dependencies, including indirect ones, effectively pruning the dependency tree.

*3. Validating functionality* After rebuilding, we execute the same inputted workload to verify that the package remains functional. This step ensures that the removal of dependencies does not compromise the behavior of the package. If functionality issues arise during validation, we restore the mistakenly removed dependencies and adjust the list of bloated dependencies to exclude them. The validation process is repeated until the debloating preserves the package’s original functionality.

Once the process identifies the minimal set of dependencies that can be safely removed without impacting functionality, our approach compiles a final list of bloated dependencies and generates a debloated *package.json* file

(where direct bloated dependencies are removed) and a debloated *package-lock.json* file (where all bloated dependencies are excluded). Each file can ensure a successful build and execution of the package.

The debloated *package.json* file simplifies managing direct dependencies and prevents their reinstallation during future builds, while the debloated *package-lock.json* file ensures unnecessary dependencies are excluded, reducing maintenance overhead and potential security risks. Together, these files support successful package builds and maintain consistency in dependency management.

### 3.4. Implementation

Our automatic analysis focuses on the detection and removal of runtime-only dependencies in CommonJS packages, implemented with a novel tool **DepPrune**. As described in Figure 1, the two main processes of **DepPrune**’s pipeline are integrated with two separate Shell scripts. The subtasks of each process are automated in Python or Shell scripts, which are available on Github: <https://github.com/ASSERT-KTH/DepPrune>.

To install all dependencies for a package, we use the official command in npm, which is `npm install`. To identify runtime dependencies, we implement a Python script to analyze *package-lock.json*, where dependencies are scoped for use in runtime or development.

During the trace-based detection phase, we monitor the interactions between the file system and the package execution. We rely on the **strace** Linux utility, which is widely used for debugging and troubleshooting tasks within the OS file system. **strace** can monitor OS file system calls that are made during a specific task. By using **strace**, **DepPrune** tracks which modules are called by the OS file system during execution.

During the debloating phase, we ensure that dependency resolution remains reproducible by copying the original package source code and the generated *package-lock.json*, then using the official npm command `npm ci` to strictly install each dependency exactly as specified in the *package-lock.json* file (npm Docs, 2024). To produce debloated versions of *package.json* and *package-lock.json*, we leverage the Python built-in `json` library to parse the original files, identify bloated dependencies, and remove each occurrence of these dependencies from the **dependencies** of other packages. This involves removing direct bloated dependencies from the *package.json*, and both direct and indirect bloated dependencies from *package-lock.json*.

We conduct an extensive assessment of **DepPrune** to ensure its correctness, incorporating both manual and automated testing. First, we run **DepPrune** on a dataset of small, popular npm packages published in prior work (Turcotte et al., 2022). After **DepPrune** successfully processes each package, we manually verify that dependencies identified as bloated can indeed be removed without affecting the functionality of the package. Second, to validate the transformation of removing bloated dependencies from *package.json* and *package-lock.json*, we create a testing script that compares the JSON files before and after the transformation, with bloated dependencies as input. Third, we run the official npm command `npm ci` to ensure the transformed JSON files work without errors, and use the command `npm ls` to list the remaining dependencies, confirming that the removed dependencies are no longer present. Finally, we have automated tests that check the functionality of our script, such as reading accessed dependencies from the execution log and computing unaccessed dependencies. These validations ensure that **DepPrune** performs as intended, and provide a reliable foundation for the experiments presented in this study.

## 4. Methodology

This section outlines our evaluation methodology. We motivate the research questions, then we present the process to curate a dataset and eventually, we introduce the protocol we follow to answer each research question.

To perform our trace-based analysis, we choose the execution of package unit tests as our workload for analyzing dependency bloat, inspired by prior studies on analyzing code bloat through testing (Bruce et al., 2020; Xin et al., 2022; Soto-Valero et al., 2023a). This guarantees that the package expected behavior is preserved after removing the dependencies that are detected as bloated.

### 4.1. Research Questions

#### 4.1.1. RQ1: What is the prevalence of bloated dependencies within the dependency trees of packages under our study?

RQ1 investigates the prevalence of bloated dependencies, both direct and indirect, identified by our trace-based dynamic analysis approach. As no prior studies have examined the prevalence of bloated dependencies within npm packages, RQ1 aims to fill that gap by providing an understanding of how common these dependencies are. Additionally, we check whether the

proportion of bloated dependencies correlates with the size of the dependency tree. This will indicate whether dependency bloat is primarily a scale-related issue in larger dependency trees or a widespread challenge affecting packages regardless of their dependency tree size.

*4.1.2. RQ2: What impact does the removal of direct bloated dependencies have on the size of the dependency tree?*

RQ2 examines the impact of debloating direct dependencies on the overall dependency tree of a package. Direct dependencies are explicitly managed by developers through the *package.json* file, making their removal practical and a relevant part of dependency maintenance. Meanwhile, there is no native support in npm to properly remove and maintain indirect dependencies.

Some indirect dependencies can be exclusively associated with direct bloated dependencies or shared between bloated and non-bloated direct dependencies. As part of this research question, we quantify how many indirect dependencies actually disappear from the dependency, when removing only direct bloated dependencies.

*4.1.3. RQ3: How does trace-based analysis compare to the state-of-the-art approaches for detecting CommonJS bloated dependencies?*

In RQ3, we compare our trace-based analysis approach with two state-of-the-art approaches for identifying bloated dependencies in CommonJS packages: a dynamic coverage-based analysis technique and a static analysis technique (introduced in Section 2.3). This research question aims to evaluate the specific strengths and limitations of each approach, focusing on their accuracy in identifying bloated dependencies. The comparison between trace-based and coverage-based dynamic analyses aims to uncover insights that can refine dynamic dependency analysis, particularly in the inherently dynamic CommonJS environment. On the other hand, the comparison between trace-based and static analyses focuses on understanding the limitations of static methods in capturing the dynamic behaviors of CommonJS modules. Through these comparisons, RQ3 aims to highlight the unique advantages of trace-based analysis in dynamic contexts while offering insights into the challenges faced by static methods when applied to CommonJS packages. We hope these findings inform future work on improving dependency analysis techniques for dynamic environments.



#### 4.2. Dataset Collection

To answer our research questions, we curate a dataset of real-world CommonJS packages, serving as the foundation for evaluating the effectiveness of our trace-based dynamic analysis using **DepPrune**. Since our evaluation relies on executing the packages with their unit tests, we select packages with high test coverage. This ensures that the execution adequately exercises the package, allowing us to confidently identify bloated dependencies based on runtime behavior.

We begin by collecting npm packages that meet the following criteria: (i) use the CommonJS module system, (ii) have both direct and indirect dependencies, (iii) build successfully, and (iv) have high test coverage. As a starting point, we rely on **deps.dev**<sup>9</sup>, an online service launched by Google in 2021 to help developers understand the network of dependencies within their projects. The dataset collection through **deps.dev** is conducted in the study by Rahman et al. (2024), which aligns with the focus of our study.

Initially, we gather the top 100,000 npm packages with the highest number of dependencies as of May 29, 2023. We then exclude packages without a corresponding GitHub repository and scoped packages (those starting with "@"), as some scoped packages are part of larger modules and may not have standalone test suites. After these exclusions, we are left with 35,321 npm packages, which we further filter based on specific criteria described below.

1. Valid GitHub Link: We ensure all packages have valid GitHub links, reducing our set to 27,353 accessible packages.
2. Test Suite: We keep only packages with a *package.json* file and a **test**<sup>10</sup> script, resulting in 15,913 packages that contain a test suite.
3. CommonJS Module System: We examine the entry files of these packages to confirm their use of the CommonJS module system, leaving us with 5,836 packages.
4. Test Coverage: We focus on packages with a "test coverage" badge on GitHub and filter for high coverage ( $\geq 70\%$ ). After testing with **nyc**(Benjamin, 2023), 733 packages meet our criteria.

---

<sup>9</sup><https://docs.deps.dev/>

<sup>10</sup><https://docs.npmjs.com/npm-test>

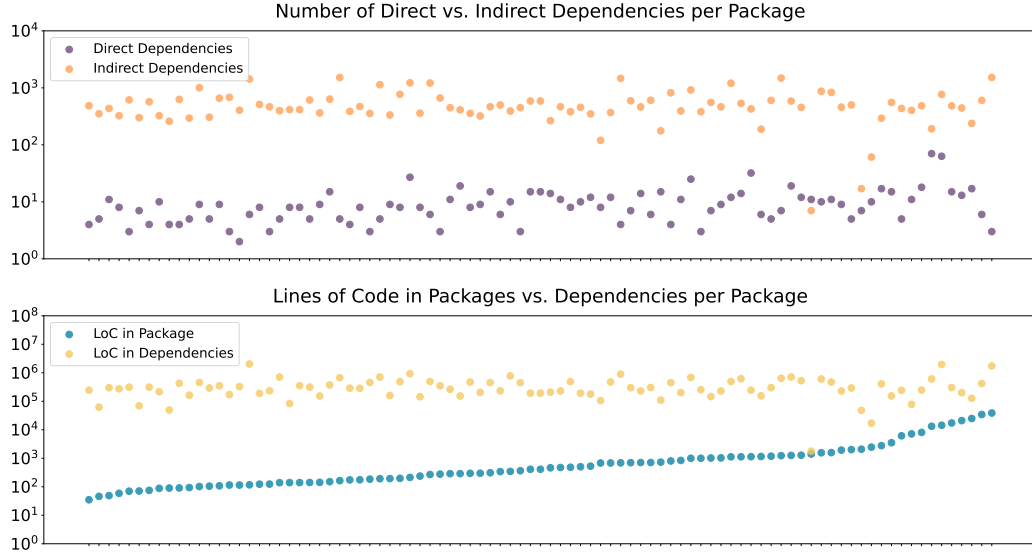


Figure 2: The number of direct (purple dots) and indirect dependencies (orange dots) in 91 packages, along with lines of code (LoC) in packages (blue dots) and their dependencies (yellow dots), ordered by LoC in package in ascending order. The underlying data for this figure is publicly available: [10.5281/zenodo.15090140](https://zenodo.org/record/15090140)

5. **Successful Build:** We retain only packages that successfully build and pass all their tests. This results in 91 packages that form our dataset.

To the best of our knowledge, our dataset is the first curated dataset of well-tested npm packages that use the CommonJS module system. We make this dataset publicly available on Zenodo: [10.5281/zenodo.15090140](https://zenodo.org/record/15090140).

Figure 2 provides an overview of our dataset, in which packages are ordered by lines of code (LoC), arranged in ascending order. The upper part illustrates the number of direct and indirect runtime dependencies for each package. The number of indirect dependencies is counted based on unique installations, meaning that we count each instance wherever a dependency is installed multiple times. Across our dataset of 91 packages, there are a total of 50,488 runtime dependencies, including 869 direct and 49,619 indirect ones. The number of direct dependencies ranges from 1 (in `kuzzle-plugin-mqtt`) to 69 (in `cedric05-cli`), with a median of 7, while the number of indirect dependencies ranges from 6 (in `caviar`) to 1,521 (in `easywebpack-js`), with a median of 462. Most dependencies are not declared directly by developers but are instead pulled in indirectly through other packages, which aligns with previous studies (Soto-Valero et al., 2021b).

In the lower part of Figure 2, we present the lines of code (LoC) in .js or .ts files in each package and the lines of code in their dependencies. The LoC count is obtained using `cloc` (AlDanial, 2023) and excludes JavaScript code comments. In total, the runtime dependencies across the 91 packages include more than 34 million lines of code. The LoC in packages ranges from 34 (in `mkroosevelt`) to 38,716 (in `easywebpack-js`), with a median of 410. The minimum number of LoC in the runtime dependencies is 1,771 (in `caviar`), while the maximum is more than 2 million (in `easywebpack-vue`). This observation is consistent with previous studies indicating that most of the code in a package comes from its dependencies rather than the original source code (Koishybayev and Kapravelos, 2020).

From Figure 2, we see that neither the number of direct dependencies, the number of indirect dependencies, nor the LoC count in the dependencies are correlated with the package size. Notably, our dataset reveals that smaller packages are highly likely to introduce a significant number of dependencies, consistent with previous findings (Abdalkareem et al., 2020). For instance, the package `brisky` contains only 48 lines of its own source code, yet it imports 10 direct dependencies that lead to 433 indirect dependencies, resulting in a total of 298,840 lines of code from all dependencies. This underscores how small packages can accumulate extensive dependency trees, highlighting the potential for unnecessary dependencies that may not contribute to the package’s functionality. Project size alone is therefore not a reliable indicator of project complexity.

Although our minimum threshold for including a package in the dataset is 70% test coverage, the median coverage is 96.9%. Our dataset includes 32 packages with 100% coverage, 36 packages with 90–99.9% coverage, 15 packages with 80–89.9% coverage, and 8 packages with 70–79.9% coverage. This high level of test coverage makes our dataset well-suited for our evaluation, ensuring the relevance of our findings.

Our dataset also spans a diverse range of development activities and popularity levels among software packages. The number of commits ranges from 6 to 12,477, with a median of 108 commits per package. In terms of popularity, as measured by GitHub stars, the packages range from 0 to 32,950 stars, with a median of 3 stars, reflecting a wide distribution of popularity within our dataset.

#### 4.3. Protocol for RQ1

To address RQ1, we run **DepPrune** on each package in our dataset, using the full-scale debloating strategy, to identify and quantify all bloated dependencies that can be removed from the package dependency tree. In answer to this question, we report the number of direct and indirect bloated dependencies, as well as their percentage, across the 91 packages in our dataset, providing an overview of the prevalence of dependency bloat.

Note that dependencies installed multiple times within the tree are counted multiple times. As explained in Section 2.1, dependencies are often installed multiple times due to version mismatches or required by different parent packages. This counting approach reflects the real-world complexity and challenges of managing multiple instances of the same dependency. We also account for each installed instance to measure the dependency tree size, offering a precise representation of the dependency tree’s scale and its implications, such as build time and maintainability. This approach is also consistent with the dependency tree structure documented in *package-lock.json*, where each instance of a dependency installed multiple times is treated as a distinct dependency.

#### 4.4. Protocol for RQ2

To address RQ2, we run **DepPrune** on each package in our dataset, using the direct-only debloating strategy, with a focus on packages that have direct bloated dependencies. To quantify the impact of debloating direct dependencies, we calculate the reduction in the number of installed dependencies using the ratio  $R_d = \frac{Dep_r}{Dep_o}$ . Here, *Dep<sub>r</sub>* represents the total number of dependencies removed, including both direct bloated dependencies and their associated indirect dependencies. *Dep<sub>o</sub>* represents the original total number of installed dependencies. This ratio clearly measures the impact of debloating direct dependencies on the dependency tree, illustrating the follow-on effect where the removal of direct dependencies also eliminates their associated indirect dependencies.

#### 4.5. Protocol for RQ3

To address RQ3, we conduct a comparative study to evaluate the effectiveness of trace-based analysis with two state-of-the-art approaches for detecting bloated dependencies: the comparison with coverage-based dynamic analysis ((Stubbifier, 2023)) and the comparison with static analysis ((depcheck, 2024)). To validate the effectiveness of detection, we use the package’s test

suite. If the removal of a detected dependency ensures all tests pass successfully, the detection is deemed effective.

*Comparison with coverage-based dynamic analysis.* For this comparison, we use an adapted version of **Stubbifier**<sup>11</sup> to perform coverage-based dynamic analysis. This adaptation includes two logging instructions to capture all modules detected as bloated by **Stubbifier**. The protocol involves the following steps: 1) We execute the adapted **Stubbifier** on each package in our dataset and produce logs, capturing the identified bloated modules. 2) We identify dependencies that consist entirely of bloated modules and classify them as bloated dependencies. 3) We apply the full-scale debloating strategy (Section 3.3) to remove the identified bloated dependencies. 4) We execute the test suite of the package to validate the removal. 5) We record the total number of identified bloated dependencies by **Stubbifier**, including both direct and indirect ones. 6) We analyze the differences in the dependencies identified as bloated by **Stubbifier** and **DepPrune**.

*Comparison with static analysis* For the comparison with static analysis, we use **depcheck**, a tool that identifies only direct dependencies. This comparison focuses on direct dependencies and involves the following steps: 1) We execute **depcheck** on each package in our dataset using its official command (depcheck, 2024), to identify direct bloated dependencies. 2) We apply the direct-only debloating strategy (Section 3.3) to remove the identified direct bloated dependencies. 3) We execute the test suite of the package to validate the removal. 4) We record the number of direct bloated dependencies identified by **depcheck**. 5) We analyze the differences in the direct dependencies identified as bloated by **depcheck** and **DepPrune**.

## 5. Experimental Results

This section evaluates our approach with **DepPrune**, in debloating CommonJS dependencies within a dataset of 91 real-world, well-tested CommonJS packages. We now present the results for our research questions, following the experimental protocol outlined in Section 4. We conclude this section with a discussion about the runtime overhead of our approach.

---

<sup>11</sup>ASSERT-KTH/Stubbifier

*5.1. RQ1: What is the prevalence of bloated dependencies within the dependency trees of packages under our study?*

To answer RQ1, we execute **DepPrune** across the 91 packages in our dataset, containing 10,268 test cases and 50,488 dependencies (direct and indirect). Our trace-based analysis determines that 135,095 modules (files), which belong to 24,972 dependencies, are accessed at runtime. Conversely, 25,566 dependencies comprise only modules that are never accessed at runtime and are therefore identified as unaccessed dependencies, as explained in Section 3.3. Overall, **DepPrune** detects that 50.6% (25,566/ 50,488) of all dependencies in our dataset are bloated, with a 100% of the test cases in all packages still passing after the their removal.

Out of 91 packages, 90 (98.9%) contain at least one bloated dependency. The number of bloated dependencies ranges from 2 (in **caviar**) to 1,470 (in **umdlib**), with a median value of 180. Only 1 package (**cedric05-cli**) stands out for having no bloated dependencies. Our findings reveal the widespread prevalence of bloated dependencies in the CommonJS packages. Among the 869 direct dependencies analyzed, 13.8% (120/869) are bloated, whereas among the 49,619 indirect dependencies, we find that more than half (51.3%) of them are bloated. Our quantitative study reveals that indirect dependencies are predominant, accounting for 99.5% of all bloated dependencies in the CommonJS packages in our dataset.

We further analyze the subset of 32 packages with 100% test coverage to assess whether similar results hold for all packages. Within this subset, 21,614 dependencies are analyzed, of which 12,013 (55.6%) are identified as bloated. Among the 280 direct dependencies, 30 (10.7%) are bloated, while among the 21,334 indirect dependencies, more than half (56.2%) are bloated. Packages with 100% test coverage have a slightly lower ratio of direct bloated dependencies compared to the overall dataset but exhibit a higher ratio of indirect bloated dependencies. These results align with the overall dataset, where indirect dependencies account for the majority of bloated dependencies. We see that even packages with 100% test coverage are not immune to dependency bloat, emphasizing that testing alone cannot guarantee the overall quality of a package with respect to bloat. Our trace-based analysis also stresses the importance of a comprehensive workload for effectively detecting and reducing dependency bloat.

Additionally, we investigate the correlation between the percentage of bloated dependencies in the packages and their dependency tree size. To measure this, we calculate the **Spearman rank correlation coefficient**

( $r_s$ ), applied in prior study (Wittern et al., 2016). Our results show that the value of  $r_s$  is 0.14739, with a two-tailed p-value of 0.16325. This suggests a weak positive correlation that is not statistically significant. Thus, we conclude that the size of the dependency tree does not significantly impact the proportion of bloated dependencies, indicating that packages with different dependency tree sizes are equally likely to suffer from dependency bloat.

Out of 91 packages, 46 (50.5%) contain at least one direct bloated dependency. The number of direct bloated dependencies across the 46 packages has a median value of 2, with most packages having a number of direct bloated dependencies between 1 and 3; yet, there are cases where packages have a significant number of direct bloated dependencies. The package `screwdriver` has 19 direct bloated dependencies, the maximum in our dataset. The existence of packages with direct bloated dependencies is consistent with previous studies (McIntosh et al., 2014; Soto-Valero et al., 2021b), and emphasizes the need for effective tools to increase the quality of *package.json* files.

To further understand the nature of direct bloated dependencies, we manually analyze the 120 direct bloated dependencies across 46 packages. This analysis involves reviewing the official documentation, source code, and usage examples of each dependency to determine the intended purpose.

Our findings reveal specific reasons for their identification as bloated during testing runtime. Notably, 41.7% (50/120) of the direct dependencies are explicitly documented as development dependencies, but are misused as runtime dependencies in the *package.json* file. For example, the dependency `webpack` of the package `bsv-mnemonic` is used during the build process to bundle and compress source code into smaller size, a task that qualifies it as a development dependency. Such misuse introduces unnecessary runtime dependencies that could be avoided.

We categorize these misused development dependencies by their intended purposes, as illustrated in Table 1. Dependencies used in the transpiling process are the most prevalent, accounting for 56% (28/50). These dependencies primarily support tasks such as code compilation, minification, and optimization during the build phase. Notably, the testing-related dependencies reported in row 2 are not utilized, even during the testing workload. We see that dependencies used in the transpiling process are the most prevalent, accounting for 56% (28/50). This observation highlights the need for developers to carefully classify dependencies based on their actual usage to reduce unnecessary runtime bloat and improve dependency management practices.

Table 1: Breakdown of the misused development dependencies identified as bloated.

STAGE	# DEP	EXPLANATION
Transpiling	28	Dependencies used for tasks such as code compilation, minification, and optimization during the build phase. E.g., the dependency <code>webpack</code> in the package <code>bsv-mnemonic</code>
Testing	9	Dependencies used for testing, such as generating test coverage report. E.g., the dependency <code>generator-mocha</code> in the package <code>generator-angular-eggs</code>
Bootstrapping	8	Dependencies used for setup, scaffolding, or the development process. E.g., the dependency <code>yeoman-welcome</code> in the package <code>generator-react-webpack-alt</code>
Building Configuration	2	Dependencies used for preparing the system or environment for the build, such as setting environment variables. E.g., the dependency <code>cross-env</code> in the package <code>easywebpack-js</code>
Deploying	2	Dependencies used for managing the deployment process. E.g., the dependency <code>egg-scripts</code> in the package <code>res</code>
Linting	1	Dependencies used for detecting and fixing programming errors or stylistic issues. E.g., the dependency <code>babel-eslint</code> in the package <code>magellan-seleniumgrid-executor</code>

For the remaining dependencies that are documented as being used as runtime, we find that 19.2% (23/120) dependencies are **command-line tools**, implemented for tasks such as interactions with the operating systems or parsing user inputs. However, these tasks are not related to the packages’ core logic, and often fall outside the scope of unit tests. As a result, such dependencies remain unexercised during test execution. Our findings highlight the need for broadening test coverage to include scenarios beyond standard unit tests, ensuring that runtime dependency usage is thoroughly evaluated.

**Answer to RQ1:** For the 91 CommonJS packages under study, DepPrune identifies 50.6% (25,566/50,488) of their dependencies as bloated, which can be successfully removed. Specifically, 13.8% (120/869) of the direct dependencies are bloated while 51.3% (25,446/49,619) of the indirect dependencies are bloated. Our analysis reveals no significant correlation between the percentage of bloated dependencies and the dependency tree size. The misuse of development dependencies as runtime dependencies is a key contributor to dependency bloat.

*5.2. RQ2: What impact does the removal of direct bloated dependencies have on the size of the dependency tree?*

In the practical development of npm packages, developers maintain the *package.json* file, adding or updating direct dependencies and metadata about



their packages. This maintenance often overlooks opportunities to reduce code bloat by removing direct unused dependencies. Moreover, indirect dependencies further contribute to bloat as they can be either exclusively associated with direct bloated dependencies or by being shared between bloated and non-bloated direct dependencies. To address the uncertainty about the extent to which removing only direct bloated dependencies can reduce the size of the dependency tree, RQ2 investigates the extent to which removing direct bloated dependencies can reduce the size of the dependency tree, applying the direct-only debloating strategy.

Per RQ1, 46 packages contain at least one direct bloated dependency. Using the direct-only debloating strategy, we evaluate how the removal of direct bloated dependencies alone affects the dependency trees of these packages. In total, removing 120 direct bloated dependencies from 46 packages leads to the additional removal of 4,167 indirect dependencies. This cascading effect is detailed in the **#BD→I** column of Table 2, which quantifies the number of indirect dependencies removed due to each direct bloated dependency.

Out of 46 packages, 40 (87.0%) experience the removal of indirect dependencies as a direct consequence of removing bloated direct dependencies. We see a significant cascading effect occurs when indirect dependencies are entirely associated with bloated direct dependencies. For example, in the package **podcast-search** at row 2, using the direct-only debloating strategy to remove the bloated direct dependency **npm** leads to the removal of 679 indirect dependencies. In this case, all the indirect dependencies are exclusively associated with the bloated direct dependency, while the non-bloated direct dependency does not pull any indirect dependencies into the package. This straightforward one-line deletion maintenance activity results in a notable overall removal of 680 out of 681 (99.8%) dependencies, demonstrating the significant impact of addressing direct bloated dependencies.

Such cascading effects are not isolated. Focusing on the column **#BD→I**, we observe that out of the 46 packages, 36 (76.6%) packages immediately delete more than 10 indirect bloated dependencies debloating the direct dependencies, indicating that For example, in the package **bsv-mnemonic** at row 6, the removal of 2 direct bloated dependencies results in the additional removal of 309 indirect dependencies. The removal of these indirect dependencies accounts for a reduction of more than half (51.3%) of the dependency tree of **bsv-mnemonic**, when simply deleting 2 direct dependencies declarations from the *package.json* file. This observation highlights the cascading effect of bloated dependencies within software dependency trees, and the

Table 2: Of the 91 packages in our dataset, 46 have direct bloated dependencies. We rank the table by  $R_d$  (the ratio of dependency tree size reduction). 'Cov %' denotes test coverage. '#D' and '#T' denote the number of originally installed direct dependencies and total dependencies, respectively. '#UD' is the number of direct dependencies identified as bloated by `depcheck`. '#BD' is the number of direct dependencies identified as bloated by `DepPrune` and '#BD→I' is the number of corresponding indirect dependencies resulting from these direct bloated dependencies. '*Prune\_d*' is the number of dependencies pruned from the dependency tree, followed by the corresponding  $R_d$  value.

Package			Original		DepPrune			$R_d$ %
Name	Cov %		#D	#T	#BD	#BD→I	<i>Prune_d</i>	
1	umdlb	100	3	1,470	3	1,467	1,470 / 1,470	100
2	podcast-search	100	2	681	1	679	680 / 681	99.85
3	node-webplay	100	5	192	2	162	164 / 192	85.42
4	tagd	87.18	13	277	11	151	162 / 277	58.48
5	vigour-base	99.78	6	22	1	11	12 / 22	54.55
6	bsv-mnemonic	97.71	5	606	2	309	311 / 606	51.32
7	jsc-list	84.84	8	341	1	104	105 / 341	30.79
8	gulp	100	4	354	1	100	101 / 354	28.53
9	urdubiometerjs	100	2	664	1	181	182 / 664	27.41
10	screwdriver	96.21	62	828	19	187	206 / 828	24.88
11	Malvid	97.43	9	69	2	11	13 / 69	18.84
12	gen-module	94.64	7	775	1	145	146 / 775	18.84
13	brisky-props	100	3	572	2	72	74 / 572	12.94
14	caviar	99.53	10	16	1	1	2 / 16	12.5
15	web-fork	70.42	17	500	7	51	58 / 500	11.6
16	brisky-focus	100	8	664	2	74	76 / 664	11.45
17	brisky-events	88.88	6	598	2	64	66 / 598	11.04
18	resume-js	97.73	14	648	3	48	51 / 648	7.87
19	twilio-cli	97.49	16	308	5	17	22 / 308	7.14
20	pret-temp	98.08	14	496	4	20	24 / 496	4.84
21	relivestyle	93.37	11	464	1	18	19 / 464	4.09
22	apc-build	100	26	1,252	2	49	51 / 1,252	4.07
23	gen-eggs	93.5	9	879	3	31	34 / 879	3.87
24	qa-server	79.1	13	545	6	13	19 / 545	3.49
25	hoodie	100	24	941	4	29	33 / 941	3.5
26	res	100	7	476	2	14	16 / 476	3.36
27	webpack-vue	100	5	1,434	3	44	47 / 1,434	3.28
28	iamtest	90.1	14	600	3	16	19 / 600	3.17
29	am-runner	90.1	14	600	3	16	19 / 600	3.17
30	img-variables	92.59	7	422	1	12	13 / 422	3.08
31	brisky	92	10	443	1	10	11 / 443	2.48
32	gen-bitch	99.52	4	505	1	11	12 / 505	2.38
33	observable	92.84	4	605	1	11	12 / 605	1.98
34	vigour-state	99.77	5	609	1	11	12 / 609	1.97
35	brisky-style	100	4	615	1	11	12 / 615	1.95
36	brisky-class	100	2	615	1	11	12 / 615	1.95
37	open-telecom	87.75	10	403	3	2	5 / 403	1.24
38	svgo	84.6	10	411	3	2	5 / 411	1.22
39	hoodie-server	100	14	479	2	0	2 / 479	0.42
40	gen-ajslib	100	10	474	1	1	2 / 474	0.42
41	tst-executor	98.05	7	365	1	0	1 / 365	0.27
42	mqttter	90.32	7	420	1	0	1 / 420	0.24
43	lad	76	14	568	1	0	1 / 568	0.18
44	gen-module	100	11	1,217	1	1	2 / 1,217	0.16
45	gen-alt	96.06	4	1,138	1	0	1 / 1,138	0.09
46	easywebpack-js	100	2	1,523	1	0	1 / 1,523	0.07
Total		-	462	28,084	120	4,167	4,287 / 28,084	-

amplified effects of taking care of bloat directly in the *package.json* file.

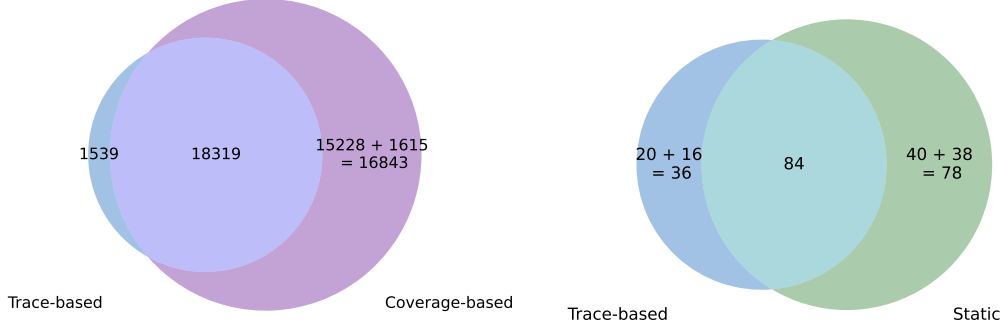
Although this question focuses on removing direct bloated dependencies, we observe that indirect bloated dependencies can also exist independently of direct bloated dependencies, often introduced through non-bloated direct dependencies. These dependencies account for 83.1% (21,159 out of 25,446) of all indirect bloated dependencies, indicating that the majority of indirect bloat are not introduced through direct bloated dependencies, but instead originate from non-bloated direct dependencies. For example, the package `generator-node-lib` contains 798 indirect bloated dependencies despite having no direct bloated dependencies. Similarly, `easywebpack-js` (at row 46 in Table 2) includes 1,521 dependencies in its tree, with only one direct bloated dependency that does not contribute to the removal of any indirect dependencies. Among its indirect dependencies, 80.7% (1,227/1,521) are bloated and stem from its single non-bloated direct dependency. These findings demonstrate that indirect bloated dependencies can propagate through non-bloated direct dependencies, independent of direct bloat, highlighting the challenge of slimming dependency trees.

Our observation is evidence that bloated dependencies can appear anywhere in the dependency tree, representing a major challenge for developers, as there is currently no support for identifying and removing them effectively (Kabir et al., 2022). By focusing on direct bloated dependencies through the direct-only debloating strategy, we observe notable reductions in dependency tree size. However, fully mitigating dependency bloat requires additional efforts to target indirect dependencies, which currently lack native tool support within the npm ecosystem.

**Answer to RQ2:** Trace-based analysis using `DepPrune` identifies 46 packages in our dataset that have at least one direct bloated dependency. Removing the declaration of the 120 direct bloated dependencies from the *package.json* files of these packages immediately removes 4,167 indirect dependencies as well. Maintaining the *package.json* to ensure that it does not contain direct bloated dependencies is a healthy engineering practice, which needs to be better supported by package managers.

### 5.3. RQ3: How does trace-based analysis compare to the state-of-the-art approaches for detecting *CommonJS* bloated dependencies?

To evaluate the effectiveness of our trace-based analysis in detecting bloated dependencies, we compare it against two state-of-the-art techniques:



(a) Total bloated dependencies identified in 77 packages, compared between trace-based analysis using **DepPrune** and coverage-based analysis using **Stubbifier**.

(b) Direct bloated dependencies identified in 91 packages, compared between trace-based analysis using **DepPrune** and static analysis using **depcheck**.

Figure 3: Within total bloated dependencies identified in 77 packages between trace-based analysis using **DepPrune** and coverage-based analysis using the adapted **Stubbifier**, 18,319 dependencies are identified as bloated by both analyses. Trace-based analysis identifies 19,858 ( $18,319 + 1,539$ ) bloated dependencies, while coverage-based analysis identifies 35,162 ( $18,319 + 16,843$ ) bloated dependencies. Note that no incorrectly identified bloated dependencies are identified by trace-based analysis, whereas coverage-based analysis misclassifies 15,228 dependencies as bloated and misses 1,539 dependencies that are identified by trace-based analysis. Additionally, 1,615 dependencies are classified as dynamically resolvable. Within direct bloated dependencies identified in 91 packages compared between trace-based analysis using **DepPrune** and static analysis using **depcheck**, 84 dependencies are identified as bloated by both analyses. Trace-based analysis identifies 120 ( $84 + 36$ ) bloated dependencies, while static analysis identifies 162 ( $84 + 78$ ) bloated dependencies. Note that trace-based analysis potentially misclassifies 20 dependencies as bloated and misses 38 dependencies, while static analysis misclassifies 40 dependencies as bloated dependencies and overlooks 16 dependencies.

a dynamic coverage-based approach and a static analysis approach, across our dataset of 91 CommonJS packages. By analyzing overlaps and gaps in the detection of bloated dependencies, we highlight the strengths and potential areas for improvement in bloat detection techniques, aiming to provide valuable insights for enhancing the debloating of CommonJS packages.

### 5.3.1. Comparison with Dynamic Analysis

In the first section of our comparative study, we compare our trace-based approach using **DepPrune**, to the state-of-the-art dynamic coverage-based bloat analysis using the adapted **Stubbifier**, for the detection of all (both direct and indirect) bloated dependencies. As outlined in Section 4.5, we run both **DepPrune** and the adapted **Stubbifier** on our dataset of 91 CommonJS packages. Out of the 91 packages, the adapted **Stubbifier** successfully runs on 77. For the remaining 14 packages, it encounters compatibility errors or terminates during execution due to a failure in parsing a specific file.

Consequently, 14 packages are excluded, and we compare the precision of both approaches on the remaining 77 packages.

Across the 77 packages, the coverage-based analysis using the adapted **Stubbifier** identifies a total of 35,162 unaccessed dependencies. To verify whether these dependencies are truly bloated, we remove them, rebuild the packages, and run their tests. Among the dependencies identified as unaccessed, 19,934 (56.7%) can be safely removed while preserving the original package behavior (18,319 + 1,615 in Figure 3a). However, 15,228 (43.3%) of these dependencies result in test failures when removed, indicating that a significant rate of them are misclassified.

In contrast, using trace-based analysis with **DepPrune**, we identify a total of 19,858 unaccessed dependencies, and all of them can be safely removed (18,319 + 1,539 in Figure 3a). Notably, 1,539 dependencies identified as bloated by the trace-based analysis are not detected by coverage-based analysis. This result demonstrates the capability of the trace-based approach to capture dependencies overlooked by the coverage-based method.

We observe that 1,615 dependencies are identified as bloated by the coverage-based analysis using **Stubbifier**, but classified as non-bloated by our trace-based approach using **DepPrune**. Interestingly, these dependencies can be removed without affecting functionality. This behavior arises because, while accessed by the OS file system during execution, these indirect dependencies (classified as dynamically resolvable dependencies in Figure 3) are replaced by alternative versions due to JavaScript’s module resolution mechanism. Specifically, after their removal, the JavaScript engine resolves and uses an available version of the same dependency from an ancestor directory in the file system hierarchy.

For example, in the package **eslint-plugin-ocd**, two versions of the dependency **resolve-from** are resolved. Version 2.0.0 is installed in the root **node\_modules** folder, while Version 1.0.1 resides in the **node\_modules** folder of its parent dependency **require-uncached**, which specifies a version incompatible with Version 2.0.0. Using **DepPrune**, Version 1.0.1 is correctly identified as non-bloated (rows 1, 2, and 3 in Listing 6), whereas **Stubbifier** classifies it as bloated. After removing Version 1.0.1 of **resolve-from**, the package **eslint-plugin-ocd** still passes all its tests. Upon tracing its execution, we observe that the OS reports an error when attempting to access Version 1.0.1 (row 1 in Listing 7); however, it successfully resolves to Version 2.0.0 in the root **node\_modules** folder (row 2 in Listing 7). This dynamic resolution enables the package’s functionality to remain intact despite the

removal.

In this scenario, the removed dependency is replaced by another version that continues to fulfill the package’s functional requirements during testing. We believe this behavior does not present misclassification of **DepPrune** but rather reflects a specific scenario enabled by the JavaScript engine’s dynamic resolution capabilities. While this mechanism avoids immediate functional issues, removing such dependencies can still introduce risks such as compatibility problems or breaking changes if future updates lead to inconsistent behavior across versions.

Listing 6: Example of an indirect dependency classified as non-bloated by **DepPrune**. The dependency **resolve-from** is accessed via the **node\_modules** folder of its parent dependency **require-uncached**, as captured during the trace-based analysis.

```
1. 816 openat(ATFDCWD,
    '/disk/eslint-plugin-ocd/node_modules/require-uncached/node_modules/resolve-from
    /package.json', O_RDONLY|O_CLOEXEC) = 22
2. 816 openat(ATFDCWD,
    '/disk/eslint-plugin-ocd/node_modules/require-uncached/node_modules/resolve-from
    /index.js', O_RDONLY|O_CLOEXEC) = 22
...
```

Listing 7: Example of an indirect dependency classified as non-bloated by **DepPrune** but dynamically resolved to an alternative version after its removal. The dependency **resolve-from**, initially accessed via the **node\_modules** folder of **require-uncached**, is no longer found after its removal (ENOENT). Instead, the JavaScript engine resolves to another version of **resolve-from** in the root **node\_modules** folder, maintaining the package’s functionality.

```
1. 1090 openat(ATFDCWD,
    '/disk/eslint-plugin-ocd/node_modules/require-uncached/node_modules/resolve-from
    /package.json', O_RDONLY|O_CLOEXEC) = -1 ENOENT (No such file or directory)
2. 1090 openat(ATFDCWD, '/disk/eslint-plugin-ocd/node_modules/resolve-from
    /package.json', O_RDONLY|O_CLOEXEC) = 22
3. 1090 openat(ATFDCWD, '/disk/eslint-plugin-ocd/node_modules/resolve-from
    /index.js', O_RDONLY|O_CLOEXEC) = 22
...
```

On the other hand, the coverage-based analysis misses 1,539 bloated dependencies by failing to detect them in certain scenarios. This occurs due to the filtering mechanisms in **Stubbifier**, which ignore specific files, such as

processing only .js files and deliberately ignoring all `@babel` dependencies<sup>12</sup>. In contrast, our trace-based analysis tracks all runtime dependencies without ignoring any specific file type and can capture these missed dependencies.

We see that a significant proportion (15,228 or 43.3%) of the dependencies identified by the coverage-based analysis are misclassified as bloated. These dependencies include cases where modules are loaded but are determined to be non-executed, causing them to be marked as unaccessed. To investigate the underlying reasons for these misclassifications generated by coverage-based analysis, we conduct a manual analysis of a random selection of 100 dependencies, using a 95% confidence level for our sampling. The margin of error for this sample is 9.77%.

For each selected dependency, we remove it from the package, rerun the tests, and analyze the test reports to identify errors caused by the missing dependency. This qualitative analysis identifies three reasons why certain runtime dependencies, which are marked as unaccessed in the coverage-based analysis, cannot actually be removed. We discuss these reasons, along with the corresponding number of cases identified for each category.

*Neglected code outside of functions (77/100)*: As discussed in Section 2.3, the state-of-the-art coverage-based analysis tool deems a module unused if none of its functions’ instructions are covered. However, in JavaScript, executable code can exist outside functions (Maras, 2016), or a module can export only data rather than functions. Hence, assessing function execution alone is insufficient when evaluating file access through coverage-based analysis; all executable code within a file must be considered. Neglecting this aspect can result in the misclassification of a file’s usage. In contrast, trace-based analysis mitigates this issue by monitoring file system interactions directly, ensuring that all executable code is captured during runtime, regardless of its location within the file.

*Mislabeled executed functions (20/100)*: Coverage-based analysis struggles to accurately detect function executions due to its reliance on static instrumentation and straightforward coverage reports, which are limited in capturing dynamic and non-linear execution flows. Constructs like Immediately-invoked function expressions (IIFEs), nested functions, inline functions, and asynchronous behaviors of functions introduce complexity, as their execution

---

<sup>12</sup>Coverage-based analysis filtering files.

often depends on runtime conditions that static instrumentation cannot fully trace. For example, functions executed in a delayed manner, such as callbacks or functions returned and later invoked, can appear unexecuted in coverage reports. This is because coverage data is typically generated immediately after test execution, potentially missing code executed asynchronously beyond that point. This limitation highlights the challenges of analyzing modern JavaScript patterns, which frequently rely on dynamic function invocations and non-blocking execution mechanisms. Our results strongly support previous studies (Richards et al., 2010; Andreasen et al., 2017) and provide further evidence that the dynamic behaviors of JavaScript pose significant challenges for testing and debugging in Node.js (Wang et al., 2017; Sun et al., 2019; Hashemi et al., 2022). In contrast to coverage-based analysis, trace-based analysis has the capability to capture every executed file, regardless of the timing or context of their execution, making it a more reliable method for identifying runtime dependencies. Our finding underscores the need for comprehensive testing reports in CommonJS packages to enhance the accuracy of coverage-based analysis.

*Required modules of data files (3/100):* We find that some modules only import data from a dependency, which is typically stored in a JSON file. However, such JSON files are not reported in a test coverage report. Consequently, coverage-based analysis marks the file and the corresponding dependency as unaccessed, although it is necessary to run the package. In contrast, trace-based analysis can recognize these file accesses and report such dependencies as non-bloated. This finding suggests that test coverage report tools should take data files into consideration for a more comprehensive report.

### 5.3.2. Comparison with Static Analysis

As the second section of our comparative analysis, we compare trace-based analysis using **DepPrune**, with static analysis using **depcheck**, a standard npm tool for finding unused direct dependencies **depcheck** (2024). After running both tools on our dataset of 91 packages, we confirm that both **DepPrune** and **depcheck** successfully execute on all packages.

Across the 91 packages, **depcheck** identifies 162 direct bloated dependencies. To verify these detections, we remove each identified dependency from the package, rebuild the package, and rerun the tests. Our results, presented in Figure 3b, reveal that both **depcheck** and **DepPrune** successfully identify 84 dependencies that can be safely removed without affecting functionality.

Additionally, **depcheck** identifies 78 (40 + 38) dependencies as bloated.



However, these dependencies break the tests after each removal. By analyzing each breaking error, we find that 40 dependencies are dynamically generated at runtime when imported. For example, in the package `screwdriver`, dependencies are imported dynamically during runtime on a large scale, where 10 of them are wrongly detected as bloated by `depcheck`. This result underscores the error-prone nature of static code analysis approaches when applied to a scripting language such as JavaScript, a sentiment supported by prior research (Kabir et al., 2022). In addition, 38 dependencies identified as bloated by `depcheck` are testing-related development dependencies misused by developers as runtime dependencies in the `package.json` file. Differ from the dependencies discussed in Table 1, these dependencies are captured as used and identified as non-bloated by `DepPrune`, indicating their usage during testing validation. These findings further emphasize the prevalence of misused development dependencies in CommonJS packages.

On the other hand, 36 direct dependencies identified as bloated by `DepPrune` are detected as non-bloated by `depcheck`. Among these, 20 dependencies are related to command-line tasks, which are not exercised during testing and may present misclassification under `DepPrune`’s methodology. The remaining 16 missed dependencies are cases where `depcheck` failed to detect non-usage. For example, in the package `umdlib`, 2 dependencies (`nopt` and `path`) are required in the same manner within a single file. However, `depcheck` identifies `path` as bloated while overlooking `nopt`. This result shows that static analyses struggle with unconventional or complex dependency importing patterns in JavaScript, even if the dependencies are not dynamically generated during runtime.

**Answer to RQ3:** The state-of-the-art dynamic coverage-based analysis tends to misclassify dependencies as bloated due to the heavy reliance on the coverage report tool. On the other hand, static analysis fails to detect dynamically generated dependencies during runtime and is error-prone when analyzing complex dependency usage patterns in CommonJS packages. In contrast, our trace-based approach effectively addresses these challenges by leveraging runtime execution monitoring to capture actual dependency usage.

#### 5.4. Performance

**DepPrune** successfully executes and analyzes all 91 packages in the dataset, using their test suites as workloads. All identified bloated dependencies can be safely removed while preserving the packages' functionality during evaluation. The additional time required by **DepPrune**, measured as a multiple of the original workload execution time, varies from 0.2x to 27.4x, with a median of 1.4x. For example, in the package **fastify-axios**, the original workload takes 3.5s while running **DepPrune** on this package takes 4.2s, resulting in the additional 0.7s (0.2x) of the original workload. In addition, 22 packages have this overhead lower than 1x, demonstrating minimal additional time required for our analysis. While 3 packages have an overhead higher than 10x, this occurs primarily in packages with a small number of test cases, where the original test execution time is very short, making the additional analysis time appear relatively large. Notably, all packages with more than 100 test cases have an overhead lower than 2x. For example, the package **cedric05-cli**, which has 4,396 test cases, has an overhead of only 1.04x. These results highlight that the overhead introduced by **DepPrune** is generally low, making it a practical and efficient solution for dependency analysis with manageable runtime overhead.

#### 5.5. *DepPrune* in the Development Lifecycle

**DepPrune** debloats both direct and indirect dependencies. To do so, our tool automatically rewrites *package.json* and *package-lock.json*, enabling developers to build and install a package with no bloated dependencies. While *package-lock.json* is typically considered transient and may be regenerated during development, it plays a critical role in shaping the installed dependency tree. To prevent bloated indirect dependencies from reappearing, we recommend running **DepPrune** before each release. This ensures that the deployed environment includes only the necessary dependencies, resulting in a leaner dependency tree, without requiring changes from the npm package manager. This is particularly relevant in workflows that use bundlers (e.g., Webpack<sup>13</sup>), where the dependency tree directly impacts bundle size.

---

<sup>13</sup>Webpack: a bundler for modern JavaScript applications

## 6. Threats to Validity

Our results reveal that trace-based analysis, which monitors the interactions between files and the OS file system, is reliable for debloating npm dependencies. In this section, we discuss the threats to the validity of our results.

### 6.1. Internal Validity

A key threat to the internal validity of our study is our reliance on dynamic analysis to identify bloated dependencies. While our approach demonstrates that dynamic analysis is an effective method for identifying bloated dependencies in CommonJS packages, the accuracy of our findings relies on the comprehensiveness of the workload used. To mitigate this threat in our evaluation, we curate a dataset of packages with at least 70% test coverage, achieving a median test coverage of 96.9%. This threshold helps ensure that a significant portion of the package’s functionality is exercised, thus providing a reliable workload for our dynamic analysis. In a practical setting, packages with incomplete or missing test suites can still be analyzed using any other workload that exercises the package’s functionality. This includes integration tests, functional validation, or real-world scenarios where the package is executed in a typical environment. Additionally, designing tailored workloads for specific applications can further address this limitation. Future work could focus on enhancing our approach by complementing dynamic analysis with additional or alternative workloads to achieve a more complete understanding of dependency usage.

### 6.2. External Validity

The external validity of our study concerns the extent to which our findings can be generalized beyond the specific context of our experiments. The diverse nature of the packages in our dataset helps mitigate threats to external validity. Our dataset includes 91 real-world, open-source, well-tested packages from the Node.js and CommonJS ecosystems. These packages vary significantly in size, the complexity of their dependency trees, and the application domains they cover. They represent server-side operations such as building, linting, and live-reloading, as well as development frameworks, SVG file manipulation, and podcast registry data retrieval. This diversity strengthens our claim that the results reflect broader trends within the Node.js and CommonJS ecosystems. In addition, the core principle of our

trace-based analysis — monitoring system calls and file interactions at the operating system level — ensures independence from higher-level tools and frameworks. This makes the approach inherently scalable across different operating systems, allowing it to be applied in other environments.

### 6.3. Construct Validity

A potential threat to construct validity arises from the misuse of dependencies in the *package.json* file, particularly testing-related dependencies that are declared as runtime dependencies. While our approach identifies dependencies accessed during workload execution as non-bloated, misused testing dependencies are retained as they are treated as required runtime dependencies. Our finding emphasizes the importance of accurate dependency declarations for improving debloating results. To accurately reflect the set of runtime dependencies in a production environment, developers need to carefully classify development and runtime dependencies in the *package.json* file.

## 7. Related Work

### 7.1. JavaScript Debloating

Code bloat is an issue in both client-side (Vázquez et al., 2019; Kupoluyi et al., 2021; Malavolta et al., 2023) and server-side (Koishybayev and Kapravelos, 2020; Turcotte et al., 2022) JavaScript applications. Existing work on the client side has focused on code size minimization, with much has been accomplished through both static and dynamic analysis. Static analysis can address client-side bloat through the capabilities of tree-shaking in web bundlers (Rollup, 2023; Pavić and Brkić, 2021). The effectiveness of tree-shaking in eliminating code bloat stems from the static import mechanism on the client side, i.e. ES6 (MDN web docs, 2024), allowing for the determination of imported dependency code before program execution. Regarding dynamic analysis, Vázquez et al. (2019) employ a method to instrument functions within *.js* files and analyze runtime executions through tests to suggest unused functions for removal. Kupoluyi et al. (2021) propose **MUZEEL**, a technique to identify unused functions by triggering associated events to emulate user interactions, considering functions not called within any event as eliminable. Another work from Malavolta et al. (2023) delves deeper into the runtime overhead of the unused functions. They demonstrate the positive impact

of removing unused functions in terms of energy consumption, performance, network usage, and resource utilization.

Debloating in server-side JavaScript primarily addresses security concerns with the aim of reducing the attack surface (Koishybayev and Kapravelos, 2020; Turcotte et al., 2022; Ye et al., 2021). Koishybayev and Kapravelos (2020) contribute to reducing the attack surface of npm packages and their dependencies by eliminating code at both the function and file levels. Their approach involves constructing function-level and file-level call graphs to identify unused functions or files, accompanied by a comprehensive static analysis that addresses challenges related to complex module imports and exports. Ye et al. (2021) collect information about vulnerabilities and build a function-level call graph to establish the relationship between functions and vulnerabilities. Both Koishybayev and Kapravelos (2020) and Ye et al. (2021) acknowledge the challenge of identifying dynamically loaded modules through static analysis, which is natural for a scripting language, as we illustrated. In contrast, Turcotte et al. (2022) perform a dynamic analysis on 15 npm packages to detect potentially unused functions and files. In their approach, they replace them with context-called stubs that can dynamically fetch and execute the original code if needed.

Our work differs from the above studies in several aspects. We conduct dynamic analysis on CommonJS packages, which include dynamically loaded modules mentioned in previous research (Koishybayev and Kapravelos, 2020; Ye et al., 2021). We evaluate our approach on a much larger dataset, using packages with high test coverage (median 96.9%). Our focus is on removing entire dependencies from the dependency tree of a package, leaving the original package source code unchanged, a novel aspect not previously explored in JavaScript. Our approach can aid developers in reducing the maintenance costs associated with bloated dependencies, such as notification fatigue.

### *7.2. Applications Debloating*

Comprehensive code usage analysis forms a critical foundation for software debloating, presenting challenges for both static and dynamic analysis in applications. Static analysis faces difficulties in accurately predicting code usage due to the dynamic nature of user inputs, while dynamic analysis encounters issues with excessive code execution overhead. Given these challenges, research in application debloating has proposed specific analysis methods to identify code usage in terms of the programming language’s features and then debloat code at different levels of granularity. Meanwhile,

evaluating impacts on code size and on security are often key measurements of debloating effectiveness.

Azad et al. (2019) present the first analysis of the security benefits of debloating web applications, focusing on PHP applications. Their evaluation of function-level and file-level debloating strategies demonstrated notable reductions in size and cyclomatic complexity, as well as the removal of code associated with historical vulnerabilities and unnecessary external packages. Amin Azad and Nikiforakis (2023) focus on clustering user roles by collecting similar usage behavior and removing unneeded features, then providing users with a custom debloated application that is tailored to their needs. Azad et al. (2023) propose a hybrid approach for analyzing PHP module reachability based on concolic execution, aiming to bridge the gap between the scalability of dynamic debloating and the accuracy of static analysis. Oh et al. (2022) reduce PWA (progressive web application) attack surface by blocking unnecessary web APIs, employing record-and-replay web API profiling to identify needed web APIs and eliminating unnecessary entries through compiler-assisted debloating in the browser. Wang et al. (2023) developed the **HODOR** tool to minimize the attack surface of Node.js applications with the goal of strengthening security against arbitrary code execution vulnerabilities. They construct call graphs for Node.js applications through a combination of static and dynamic call graph analyses. Instead of eliminating JavaScript source code, they focus on restricting system calls that are invoked by the code. Bruce et al. (2020) present JSshrink, a bytecode debloating framework for modern Java applications, emphasizing dynamic language features and ensuring behavior preservation through regression testing. Song et al. (2024) propose **Slimming**, which statically analyzes Java reflections commonly used in frameworks, aims to remove unnecessary dependencies and improve dependency management. Soto-Valero et al. (2021b,a, 2023b) extensively research on debloating dependencies under the Maven system. They develop a tool to identify completely useless dependencies through static analysis, focusing on identifying unused dependencies through static analysis and exploring their prevalence, evolution, and maintenance costs. They also propose techniques to optimize Java dependency trees by specializing dependencies based on actual usage.

Our work differs conceptually in both scope and methodology, addressing challenges specific to the dynamic and scripting nature of JavaScript. While static analysis is effective in statically typed languages like Java, JavaScript’s runtime behavior and the CommonJS module system complicate such ap-

proaches. This dynamic nature, combined with features like `require()`'s parameterized imports and runtime dependency generation, limits the applicability of static debloating techniques. To address these challenges, we adopt a dynamic, trace-based approach that monitors OS file system interactions during runtime, effectively capturing dependencies missed by static analysis. Our approach bridges a critical gap in dependency debloating research, offering specific solutions for CommonJS projects and providing insights into the unique dependency management challenges posed by the npm ecosystem. We believe these contributions distinguish our work from prior research and address a critical gap in dependency debloating for JavaScript projects.

### *7.3. JavaScript Dependency Management*

Related studies on JavaScript dependency management primarily focus on uncovering issues and assisting developers in improving dependency management practices, particularly within the npm ecosystem. Jafari et al. (2021) delve into identifying and quantifying dependency smells in JavaScript projects, shedding light on security threats, bugs, dependency breakage, and maintenance challenges stemming from improper dependency management. Zerouali et al. (2019) introduce a technical lag metric for npm package dependencies, revealing significant delays in updating due to dependency constraints, thereby impacting software development practices. Latendresse et al. (2022) study the frequency of dependencies being released to production, revealing the challenges associated with both runtime and development dependencies. Cogo et al. (2019) investigate dependency downgrades in npm, focusing on the underlying reasons for these downgrades. Mujahid et al. (2021, 2023) leverage package centrality trends to identify declining packages in npm and suggest alternative packages based on dependency migration patterns and centrality trends. In addition, the maintenance overhead associated with updating dependencies is a growing concern in dependency management. Javan Jafari et al. (2023) and Rahman et al. (2024) explore dependency upgrade strategies with the goal of helping developers avoid the risk of potentially high maintenance overhead when selecting dependencies.

These studies collectively highlight the challenges associated with importing dependencies, underscoring the significant maintenance costs incurred. It is precisely these challenges that we address in our work. Our research aims to assist developers in identifying unnecessary dependencies in their packages to effectively mitigate maintenance overheads.

## 8. Conclusion

In this paper, we conduct a comprehensive study on bloated dependencies in Node.js packages that use the CommonJS module system. We propose a trace-based approach, implemented in a tool **DepPrune**, which monitors the runtime behavior of these packages. By tracking interactions between their dependencies and the OS file system, **DepPrune** effectively identifies both direct and indirect bloated dependencies. We evaluate **DepPrune** on a novel dataset of 91 real-world, well-tested CommonJS packages. Our analysis reveals that 50.6% of the runtime dependencies are bloated, underscoring the widespread prevalence of dependency bloat in CommonJS packages, particularly contributed by indirect dependencies. Meanwhile, we highlight the importance of bloated direct dependencies and the cascading benefits of removing them, in order to eliminate a substantial number of associated indirect dependencies. We further validate **DepPrune** through a comparative study with the state-of-the-art dynamic coverage-based analysis and static analysis techniques. Our findings reveal that **DepPrune** outperforms these techniques by achieving higher accuracy, avoiding the misclassifications due to the limitations of static analysis, and addressing challenges posed by dynamic and non-linear execution patterns in JavaScript.

Our study highlights an opportunity to further enhance code quality by leveraging trace-based methods like **DepPrune** to improve the accuracy of dependency debloating in dynamic languages like CommonJS. In the future, we wish to investigate how dependency debloating can assist developers by reducing notification fatigue, raising awareness about the nebraskan package maintainer (Munroe, 2020) and enhancing overall development efficiency.

## 9. Acknowledgments

This work was supported by Vetenskapsrådet (Swedish Research Council) and the Knut och Alice Wallenbergs Stiftelse. We gratefully acknowledge the funding received from Vetenskapsrådet, with Benoit Baudry as the grant recipient, and the support from the Knut och Alice Wallenbergs Stiftelse, also with Benoit Baudry as the grant recipient.

## References

Rabe Abdalkareem, Olivier Nourry, Sultan Wehaibi, Suhaib Mujahid, and Emad Shihab. Why do developers use trivial packages? an empirical case



- study on npm. In *Proceedings of the 2017 11th joint meeting on foundations of software engineering*, pages 385–395, 2017.
- Rabe Abdalkareem, Vinicius Oda, Suhaib Mujahid, and Emad Shihab. On the impact of using trivial packages: an empirical case study on npm and pypi. *Empirical Software Engineering*, 25(2):1168–1204, 2020.
- AlDanial. AlDanial/cloc: cloc counts blank lines, comment lines, and physical lines of source code in many programming languages. <https://github.com/AlDanial/cloc/tree/1cbf6c19e0de01b8e386b65e0f9ed58037262ea7>, 2023.
- Babak Amin Azad and Nick Nikiforakis. Role models: Role-based debloating for web applications. In *Proceedings of the Thirteenth ACM Conference on Data and Application Security and Privacy*, pages 251–262, 2023.
- Esben Andreasen, Liang Gong, Anders Møller, Michael Pradel, Marija Selakovic, Koushik Sen, and Cristian-Alexandru Staicu. A survey of dynamic analysis and test generation for javascript. *ACM Comput. Surv.*, 50(5), sep 2017.
- Babak Amin Azad, Pierre Laperdrix, and Nick Nikiforakis. Less is more: Quantifying the security benefits of debloating web applications. In *28th USENIX Security Symposium (USENIX Security 19)*, pages 1697–1714, 2019.
- Babak Amin Azad, Rasoul Jahanshahi, Chris Tsoukaladelis, Manuel Egele, and Nick Nikiforakis. {AnimateDead}: Debloating web applications using concolic execution. In *32nd USENIX Security Symposium (USENIX Security 23)*, pages 5575–5591, 2023.
- Benjamin. istanbuljs/nyc: the Istanbul command line interface. <https://github.com/istanbuljs/nyc/tree/ab7c53b2f340b458789a746dff2abd3e2e4790c3>, 2023.
- Bobby R Bruce, Tianyi Zhang, Jaspreet Arora, Guoqing Harry Xu, and Miryung Kim. Jshrink: In-depth investigation into debloating modern java applications. In *Proceedings of the 28th ACM joint meeting on european software engineering conference and symposium on the foundations of software engineering*, pages 135–146, 2020.

- Bodin Chinthanet, Serena Elisa Ponta, Henrik Plate, Antonino Sabetta, Raula Gaikovina Kula, Takashi Ishio, and Kenichi Matsumoto. Code-based vulnerability detection in node.js applications: How far are we? In *Proceedings of ASE*, pages 1199–1203, 2020.
- Md Atique Reza Chowdhury, Rabe Abdalkareem, Emad Shihab, and Bram Adams. On the untriviality of trivial packages: An empirical study of npm javascript packages. *IEEE Transactions on Software Engineering*, 2021.
- Filipe Roseiro Cogo, Gustavo A Oliva, and Ahmed E Hassan. An empirical study of dependency downgrades in the npm ecosystem. *IEEE Transactions on Software Engineering*, 47(11):2457–2470, 2019.
- Russ Cox. Surviving software dependencies. *Communications of the ACM*, 62(9):36–43, 2019.
- depcheck. depcheck/depcheck: Check your npm module for unused dependencies. <https://github.com/depcheck/depcheck>, 2024.
- Antonios Gkortzis, Daniel Feitosa, and Diomidis Spinellis. Software reuse cuts both ways: An empirical analysis of its relationship with security vulnerabilities. *Journal of Systems and Software*, 172:110653, 2021.
- Negar Hashemi, Amjed Tahir, and Shawn Rasheed. An empirical study of flaky tests in javascript. In *2022 IEEE International Conference on Software Maintenance and Evolution (ICSME)*, pages 24–34. IEEE, 2022.
- Kihong Heo, Woosuk Lee, Pardis Pashakhanloo, and Mayur Naik. Effective program debloating via reinforcement learning. In *Proc. of ACM CCS*, pages 380–394, 2018.
- Abbas Javan Jafari, Diego Elias Costa, Rabe Abdalkareem, Emad Shihab, and Nikolaos Tsantalis. Dependency smells in javascript projects. *IEEE Transactions on Software Engineering*, 48(10):3790–3807, 2021.
- Jarred Sumner. CommonJS is not going away. <https://bun.sh/blog/commonjs-is-not-going-away>, 2023.
- Abbas Javan Jafari, Diego Elias Costa, Emad Shihab, and Rabe Abdalkareem. Dependency update strategies and package characteristics. *ACM Transactions on Software Engineering and Methodology*, 32(6):1–29, 2023.

- Md Mahir Asef Kabir, Ying Wang, Danfeng Yao, and Na Meng. How do developers follow security-relevant best practices when using npm packages? In *2022 IEEE Secure Development Conference (SecDev)*, pages 77–83. IEEE, 2022.
- Igibek Koishybayev and Alexandros Kapravelos. Mininode: Reducing the attack surface of node. js applications. In *RAID*, pages 121–134, 2020.
- Charles W Krueger. Software reuse. *ACM Computing Surveys (CSUR)*, 24(2):131–183, 1992.
- Tofunmi Kupoluyi, Moumena Chaqfeh, Matteo Varvello, Waleed Hashmi, Lakshmi Subramanian, and Yasir Zaki. Muzeel: A dynamic javascript analyzer for dead code elimination in today’s web. *arXiv preprint arXiv:2106.08948*, 2021.
- Jasmine Latendresse, Suhaib Mujahid, Diego Elias Costa, and Emad Shihab. Not all dependencies are equal: An empirical study on production dependencies in npm. In *Proceedings of the 37th IEEE/ACM International Conference on Automated Software Engineering*, pages 1–12, 2022.
- Ivano Malavolta, Kishan Nirghin, Gian Luca Scoccia, Simone Romano, Salvatore Lombardi, Giuseppe Scanniello, and Patricia Lago. Javascript dead code identification, elimination, and empirical assessment. *IEEE Transactions on Software Engineering*, 2023.
- Josip Maras. *Secrets of the JavaScript Ninja*. Simon and Schuster, 2016.
- Shane McIntosh, Martin Poehlmann, Elmar Juergens, Audris Mockus, Bram Adams, Ahmed E. Hassan, Brigitte Haupt, and Christian Wagner. Collecting and Leveraging a Benchmark of Build System Clones to Aid in Quality Assessments. In *Companion Proceedings of the 36th International Conference on Software Engineering*, page 145–154, 2014. doi: 10.1145/2591062.2591181.
- MDN web docs. import - JavaScript — MDN. <https://developer.mozilla.org/en-US/docs/Web/JavaScript/Reference/Statements/import>, 2024.
- Samim Mirhosseini and Chris Parnin. Can automated pull requests encourage software developers to upgrade out-of-date dependencies? In *2017 32nd*

*IEEE/ACM international conference on automated software engineering (ASE)*, pages 84–94. IEEE, 2017.

Suhaib Mujahid, Diego Elias Costa, Rabe Abdalkareem, Emad Shihab, Mohamed Aymen Saied, and Bram Adams. Toward using package centrality trend to identify packages in decline. *IEEE Transactions on Engineering Management*, 69(6):3618–3632, 2021.

Suhaib Mujahid, Diego Elias Costa, Rabe Abdalkareem, and Emad Shihab. Where to go now? finding alternatives for declining packages in the npm ecosystem. In *2023 38th IEEE/ACM International Conference on Automated Software Engineering (ASE)*, pages 1628–1639. IEEE, 2023.

Randall Munroe. Dependency, 2020. URL <https://xkcd.com/2347/>.

npm Docs. npm-ci — npm Docs. <https://docs.npmjs.com/cli/v10/commands/npm-ci>, 2024.

ChangSeok Oh, Sangho Lee, Chenxiong Qian, Hyungjoon Koo, and Wenke Lee. Devview: Confining progressive web applications by debloating web apis. In *Proceedings of the 38th Annual Computer Security Applications Conference*, pages 881–895, 2022.

Open Source Security Foundation. The Rising Threat of Software Supply Chain Attacks: Managing Dependencies of Open Source Projects. <https://openssf.org/blog/2023/08/18/the-rising-threat-of-software-supply-chain-attacks-managing-dependencies-of-open-source-projects/>, 2023.

Ivan Pashchenko, Henrik Plate, Serena Elisa Ponta, Antonino Sabetta, and Fabio Massacci. Vuln4real: A methodology for counting actually vulnerable dependencies. *IEEE Transactions on Software Engineering*, 48(5): 1592–1609, 2022.

Filip Pavić and Ljiljana Brkić. Methods of improving and optimizing react web-applications. In *2021 44th International Convention on Information, Communication and Electronic Technology (MIPRO)*, pages 1753–1758. IEEE, 2021.

Serena Elisa Ponta, Wolfram Fischer, Henrik Plate, and Antonino Sabetta. The used, the bloated, and the vulnerable: Reducing the attack surface of

- an industrial application. In *Proceedings of ICSME 2021*, pages 555–558, 2021.
- Imranur Rahman, Nusrat Zahan, Stephen Magill, William Enck, and Laurie Williams. Characterizing dependency update practice of npm, pypi and cargo packages. *arXiv preprint arXiv:2403.17382*, 2024.
- Gregor Richards, Sylvain Lebresne, Brian Burg, and Jan Vitek. An analysis of the dynamic behavior of javascript programs. In *Proceedings of the 31st ACM SIGPLAN Conference on Programming Language Design and Implementation*, pages 1–12, 2010.
- Rollup. Frequently Asked Questions — Tree Shaking . <https://rollupjs.org/faqs/#what-is-tree-shaking>, 2023.
- Benjamin Rombaut, Filipe R Cogo, Bram Adams, and Ahmed E Hassan. There’s no such thing as a free lunch: Lessons learned from exploring the overhead introduced by the greenkeeper dependency bot in npm. *ACM Transactions on Software Engineering and Methodology*, 32(1):1–40, 2023.
- Xiaohu Song, Ying Wang, Xiao Cheng, Guangtai Liang, Wang Qianxiang, and Zhiliang Zhu. Efficiently trimming the fat: Streamlining software dependencies with java reflection and dependency analysis. In *2024 IEEE/ACM 46th International Conference on Software Engineering (ICSE)*, pages 887–887. IEEE Computer Society, 2024.
- César Soto-Valero, Thomas Durieux, and Benoit Baudry. A longitudinal analysis of bloated java dependencies. In *Proceedings of the 29th ACM Joint Meeting on European Software Engineering Conference and Symposium on the Foundations of Software Engineering*, pages 1021–1031, 2021a.
- César Soto-Valero, Nicolas Harrand, Martin Monperrus, and Benoit Baudry. A comprehensive study of bloated dependencies in the maven ecosystem. *Empirical Software Engineering*, 26(3):45, 2021b.
- César Soto-Valero, Thomas Durieux, Nicolas Harrand, and Benoit Baudry. Coverage-based debloating for java bytecode. *ACM Transactions on Software Engineering and Methodology*, 32(2):1–34, 2023a.

- César Soto-Valero, Deepika Tiwari, Tim Toady, and Benoit Baudry. Automatic specialization of third-party java dependencies. *IEEE Transactions on Software Engineering*, 2023b.
- Stubbifier. emarteca/stubbifier: Tool for debloating JavaScript applications. <https://github.com/emarteca/stubbifier/tree/b3c69c0ca280ef523502f7970251819ff094d361>, 2023.
- Haiyang Sun, Daniele Bonetta, Filippo Schiavio, and Walter Binder. Reasoning about the node.js event loop using async graphs. In *2019 IEEE/ACM International Symposium on Code Generation and Optimization (CGO)*, pages 61–72. IEEE, 2019.
- Titus. wooorm/npm-esm-vs-cjs: Data on the share of ESM vs CJS on the public npm registry. <https://github.com/wooorm/npm-esm-vs-cjs>, 2024.
- Alexi Turcotte, Ellen Arteca, Ashish Mishra, Saba Alimadadi, and Frank Tip. Stubbifier: debloating dynamic server-side javascript applications. *Empirical Software Engineering*, 27(7):161, 2022.
- Hernán Ceferino Vázquez, Alexandre Bergel, Santiago Vidal, JA Díaz Pace, and Claudia Marcos. Slimming javascript applications: An approach for removing unused functions from javascript libraries. *Information and software technology*, 107:18–29, 2019.
- Jie Wang, Wensheng Dou, Yu Gao, Chushu Gao, Feng Qin, Kang Yin, and Jun Wei. A comprehensive study on real world concurrency bugs in node.js. In *2017 32nd IEEE/ACM International Conference on Automated Software Engineering (ASE)*, pages 520–531. IEEE, 2017.
- Wenya Wang, Xingwei Lin, Jingyi Wang, Wang Gao, Dawu Gu, Wei Lv, and Jiashui Wang. Hodor: Shrinking attack surface on node.js via system call limitation. *arXiv preprint arXiv:2306.13984*, 2023.
- Nimmi Rashinika Weeraddana, Mahmoud Alfadel, and Shane McIntosh. Dependency-induced waste in continuous integration: An empirical study of unused dependencies in the npm ecosystem. *Proceedings of the ACM on Software Engineering*, 1(FSE):2632–2655, 2024.

- Erik Wittern, Philippe Suter, and Shriram Rajagopalan. A look at the dynamics of the javascript package ecosystem. In *Proceedings of the 13th International Conference on Mining Software Repositories*, pages 351–361, 2016.
- Qi Xin, Qirun Zhang, and Alessandro Orso. Studying and understanding the tradeoffs between generality and reduction in software debloating. In *Proceedings of the 37th IEEE/ACM International Conference on Automated Software Engineering*, pages 1–13, 2022.
- Renjun Ye, Liang Liu, Simin Hu, Fangzhou Zhu, Jingxiu Yang, and Feng Wang. Jslim: Reducing the known vulnerabilities of javascript application by debloating. In *International Symposium on Emerging Information Security and Applications*, pages 128–143. Springer, 2021.
- Ahmed Zerouali, Tom Mens, Jesus Gonzalez-Barahona, Alexandre Decan, Eleni Constantinou, and Gregorio Robles. A formal framework for measuring technical lag in component repositories—and its application to npm. *Journal of Software: Evolution and Process*, 31(8):e2157, 2019.