

# StatWhy: Formal Verification Tool for Statistical Hypothesis Testing Programs

Yusuke Kawamoto<sup>1,2</sup>, Kentaro Kobayashi<sup>1,3</sup>, and Kohei Suenaga<sup>4</sup> \*

<sup>1</sup> AIST, Tokyo, Japan

<sup>2</sup> PRESTO, JST, Tokyo, Japan

<sup>3</sup> University of Tsukuba, Ibaraki, Japan

<sup>4</sup> Kyoto University, Kyoto, Japan

**Abstract.** Statistical methods have been widely misused and misinterpreted in various scientific fields, raising significant concerns about the integrity of scientific research. To develop techniques to mitigate this problem, we propose a new method for formally specifying and automatically verifying the correctness of statistical programs. In this method, programmers are reminded to check the requirements for statistical methods by annotating their source code. Then, a software tool called **StatWhy** automatically checks whether the programmers have properly specified the requirements for the statistical methods. This tool is implemented using the Why3 platform to verify the correctness of OCaml programs for statistical hypothesis testing. We demonstrate how **StatWhy** can be used to avoid common errors in a variety of popular hypothesis testing programs.

**Keywords:** Formal verification · Statistical hypothesis testing · Program verification · Why3 platform.

## 1 Introduction

Statistical techniques have been essential for discovering scientific knowledge from data in various academic fields. In particular, more and more researchers have been using statistical hypothesis testing to derive scientific conclusions from datasets. However, these statistical methods have been widely misused and misinterpreted, raising significant concerns about the integrity of scientific research [6,24]. For example, the notion of *statistical significance*, assessed by calculating *p-values*, has been inappropriately used and interpreted [32].

For this reason, various guidelines for statistical analyses [31,25] have been proposed to improve the quality and reproducibility of scientific research. However, in the absence of a formal language to describe the procedures and their requirements, we need to manually refer to these guidelines written in natural languages and cannot automatically check the correctness of statistical analyses.

---

\* The authors are listed in alphabetical order.

To mitigate these problems, we propose a new method for formally specifying and automatically verifying the correctness of statistical programs. Specifically, programmers are reminded to check the requirements for statistical methods by writing them down as annotations in their source code. Then, a software tool called **StatWhy** automatically checks whether the programmers have correctly annotated the requirements for the statistical methods.

This goal of our verification tool comes from the nature of statistics: many requirements for statistical methods cannot be proven mathematically, because they are usually some properties of an unknown population that an analyst wants to estimate from sampled data. For example, many statistical hypothesis testing methods require that a population should follow a normal distribution. Since the analysts cannot prove this requirement mathematically, they are responsible for judging whether the population appears to approximately follow the normal distribution, possibly using their background knowledge about the population. For this reason, the **StatWhy** tool asks analysts to annotate a source program with the requirements for statistical methods, so that they are reminded to check these requirements empirically and approximately by using their background knowledge.

To design **StatWhy**, we extend the framework of belief Hoare logic (BHL) [19,21] to deal with practical programming languages and various hypothesis testing methods. In the implementation of this tool, we rely on the **Why3** platform [7] to handle practical programming languages and to discharge verification conditions automatically using external SMT solvers.

Although the current implementation of **StatWhy** focuses on statistical hypothesis testing, we emphasize that our approach is not limited to a specific branch of statistics, but can be applied to any situation where we want to check the usage of statistical methods in programs. In the next version of the tool, we will add statistical methods other than hypothesis testing.

## 1.1 Contributions

Our main contributions are as follows:

- We propose a new method for formally specifying and automatically verifying the trustworthiness of statistical programs.
- We present **StatWhy**, an implementation of our verification method for trustworthy statistical programs. The tool is available with a range of example programs and full documentation [18].
- We demonstrate how **StatWhy** can be used to avoid common errors in a variety of popular hypothesis testing methods.

To the best of our knowledge, **StatWhy** appears to be the first tool to automatically verify the requirements for applying hypothesis tests appropriately. We consider this the first step to building a framework for specifying and verifying the integrity of the scientific conclusions based on statistical analyses.

## 1.2 Related Work

**Logic for Statistics** A couple of works on modal logic have been proposed to express statistical properties [15,20]. The work on statistical epistemic logic (StatEL) [15,16,17] is the first attempt to construct modal logic to describe statistical properties of hypothesis testing. They introduce a belief modality weaker than S5 and interpret it in a Kripke model where an accessibility relation is defined using a statistical distance between possible worlds. However, these logics cannot describe or reason about the procedures of statistical methods.

A few studies [12,13] on *default logic* [28] have formalized the reasoning in hypothesis testing. In particular, they manage to deal with the *non-monotonicity* [11] of statistical reasoning, i.e., the fact that a conclusion of a hypothesis test may change on the basis of further data. However, these works do not derive the correctness of hypothesis testing programs.

**Program Logic** A *program logic* is an axiomatic system for reasoning about the properties of programs. With the seminal work on *Hoare logic* [10,33], various program logics have been proposed to reason about different types of programs, including probabilistic programs [9], heap-manipulating programs [29], and hybrid systems [30].

**Belief Hoare logic** Belief Hoare logic (BHL) [19,21] is a program logic with an epistemic modality for statistical belief. Using this logic, we can derive the correctness of a statistical hypothesis testing program, as we will explain in Section 2.2.

Our verification tool, *StatWhy*, uses BHL as its theoretical foundation to produce a proof tree for the correctness of statistical hypothesis testing programs within the tool. To develop *StatWhy*, we implemented several constructs specific to BHL using the WhyML language so that verification conditions generated by *StatWhy* can be discharged by off-the-shelf SMT solvers.

**Program Verification Tools** There have been various tools used for specifying the precondition and the postcondition of each function and statically verifying their correctness. To name a few, *Frama-C* [5] for C programs; *Dafny* [23] for imperative programs that compile to Boogie [22]; *ESC/Java* [8]; and *KeY* [1] for Java programs. As far as we know, no attempt has been made to apply these tools for verifying the correct usage of statistical methods in programs.

*StatWhy* is implemented as an extension of *Cameleer* [27], a verifier for OCaml programs implemented on top of the *Why3* framework [7]. *Cameleer* itself is implemented as a translator from OCaml to a simple functional programming language WhyML. Then, this translated WhyML code is verified by *Why3*. One notable feature of *Why3* is that it can be easily integrated with various SMT solvers (e.g., *Z3* [26] and *CVC5* [2]) for discharging verification conditions. This

integration facilitates the development of verifiers for different programming languages via translations into WhyML, thereby abstracting the complexities involved with SMT solvers. **StatWhy** extends Cameleer to verify the correctness of statistical hypothesis testing programs written in OCaml, incorporating the constructs and the inference rules of BHL.

### 1.3 Plan of the paper

The rest of the paper is organized as follows. In Section 2, we review basic notions in statistical hypothesis testing and belief Hoare logic (BHL). In Section 3, we show an illustrating example to explain the main idea of our formal specification and automated verification method. In Sections 4 and 5, we present **StatWhy**'s design and implementation, respectively. In Section 6, we show several examples of **StatWhy** being applied to common errors in statistical hypothesis testing. In Section 7, we present our final remarks.

## 2 Background

### 2.1 Statistical Hypothesis Testing

A *statistical hypothesis testing* is a method for inferring information about an unknown population  $x$  from a dataset  $y$  that has been sampled from the population  $x$ . In a hypothesis test, an *alternative hypothesis*  $\varphi_1$  is a claim that we wish to prove about the population  $x$ , while a *null hypothesis*  $\varphi_0$  is a claim that we wish to reject. The goal of a hypothesis test is to conclude whether we should accept the alternative hypothesis  $\varphi_1$  by rejecting the null hypothesis  $\varphi_0$ .

*Example 1 (t-test for a population mean).* The *t-test for a population mean* is a hypothesis test to check whether the mean  $\text{mean}(x)$  of an unknown population  $x$  differs from a certain value  $\mu_0$ .

In the *t-test*, we want to show the alternative hypothesis  $\varphi_1 \stackrel{\text{def}}{=} (\text{mean}(x) \neq \mu_0)$  by rejecting the null hypothesis  $\varphi_0 \stackrel{\text{def}}{=} (\text{mean}(x) = \mu_0)$ . First, we calculate the *t-test* statistic from a dataset  $y$ :

$$t(y) := \frac{\text{mean}(y) - \mu_0}{s/\sqrt{n}}$$

where  $n$  is the sample size of  $y$  and  $s$  is a sampled standard deviation, i.e.,  $s \stackrel{\text{def}}{=} \sqrt{\frac{\sum_{i=1}^n (y_i - \text{mean}(y))^2}{n-1}}$ . This statistic is compared with Student's *t*-distribution with  $n - 1$  degrees of freedom. Specifically, we calculate the *p-value*:

$$\Pr_{d \sim N(\mu, \sigma^2)^n} [|t(d)| > |t(y)|]$$

under the null hypothesis  $\varphi_0$ . For a smaller *p*-value, the dataset  $y$  is far from the normal distribution satisfying the null hypothesis  $\text{mean}(x) = \mu_0$ . Hence, in the

$t$ -test, if the  $p$ -value is smaller than a certain threshold (e.g., 0.05), we reject the null hypothesis  $\varphi_0$  and accept the alternative hypothesis  $\varphi_1$ , i.e.,  $\text{mean}(x) \neq \mu_0$ .

We remark that this  $t$ -test requires that the population  $x$  should follow a normal distribution. If this requirement is not satisfied, the use of the  $t$ -test is inappropriate and its result may be incorrect. Therefore, analysts need to check this requirement in some way. Since they cannot prove mathematically that this requirement on the unknown population  $x$  is satisfied, they try to use their background knowledge about the population  $x$  and to check approximately whether the dataset  $y$  at hand (rather than the unknown population  $x$  itself) follows a normal distribution.

## 2.2 Belief Hoare Logic (BHL)

Belief Hoare logic (BHL) [19,21] is a program logic equipped with epistemic modal operators for the statistical beliefs acquired via hypothesis testing.

In the framework of BHL, we express a procedure of statistical tests as a program  $C$  using a programming language. Then, we use a modal logic to describe the requirements for the hypothesis tests as a precondition formula, e.g.,

$$\psi_{\text{pre}} \stackrel{\text{def}}{=} y \leftarrow N(\mu_0, \sigma^2) \wedge \mathbf{P}\varphi_1 \wedge \kappa_\emptyset,$$

where  $y \leftarrow N(\mu_0, \sigma^2)$  represents that a dataset  $y$  is sampled from the population that follows the normal distribution  $N(\mu_0, \sigma^2)$  with an unknown true mean  $\mu_0$  and a variance  $\sigma^2$ . The modal formula  $\mathbf{P}\varphi_1$  represents that, before conducting the hypothesis test, we have the *prior belief* that the alternative hypothesis  $\varphi_1$  *may be* true. The formula  $\kappa_\emptyset$  represents that no hypothesis test has been conducted previously.

The statistical belief we acquire from the hypothesis test is specified as a *postcondition* formula, e.g.,

$$\varphi_{\text{post}} \stackrel{\text{def}}{=} \mathbf{K}_{y,A}^{\leq 0.05} \varphi_1. \quad (1)$$

Intuitively, by a hypothesis test  $A$  on the dataset  $y$ , we believe  $\varphi_1$  with a  $p$ -value  $\alpha \leq 0.05$ . Since the result of the hypothesis test may be wrong, we use a belief modality  $\mathbf{K}_{y,A}^{\leq 0.05}$  instead of the knowledge modality  $\mathbf{K}$ . Using this modal logic, the interpretation of the result of statistical methods is regarded to be epistemic.

Finally, we combine all the above and describe the whole statistical inference as a *judgment*:

$$\Gamma \vdash \{\psi_{\text{pre}}\} C \{\varphi_{\text{post}}\}, \quad (2)$$

representing that whenever the precondition  $\psi_{\text{pre}}$  is satisfied, the execution of the program  $C$  results in the satisfaction of the postcondition  $\psi^{\text{post}}$ . By deriving this judgment using derivation rules in BHL, we conclude that the procedure for the statistical inference is correct whenever the precondition is satisfied.

BHL has been applied only to pen-and-paper analyses of simple examples of statistical hypothesis testing in the previous work [19,21], and has not been used to build a computer-aided verification tool.

```

let p = exec_ttest_1samp t_mu 1.0 d Two
(*@
  requires (World (!st) interp) |= is_normal (ppl d)
  ensures (World !st interp) |= StatB p fmlA
*)

```

Fig. 1: An OCaml program that calls a  $t$ -test command for a mean of a population.

### 3 Illustrating Example

We explain the main idea of our formal specification and automated verification method. In Fig. 1, we show a very simple example of an OCaml source code that performs a command `exec_ttest_1samp` for the  $t$ -test explained in Example 1 in Section 2.1. To specify the requirements for this command, a programmer is asked to write a precondition in the `requires` clause and a postcondition in the `ensures` clause using the Gospel language [4].

In this example code, the precondition

$$(\text{World } (!\text{st}) \text{ interp}) \models \text{is\_normal } (\text{ppl } d)$$

describes the requirement that the population (`ppl d`) which the dataset `d` is sampled from should follow a normal distribution in the world (`World (!st) interp`). The postcondition

$$(\text{World } (!\text{st}) \text{ interp}) \models \text{StatB } p \text{ fmlA}$$

represents the interpretation of the result of the hypothesis testing; namely, we obtain a statistical belief (denoted by a logical formula `StatB p fmlA`) that an alternative hypothesis `fmlA` holds with a  $p$ -value `p`.

By applying the `StatWhy` tool to this source code, the program verification fails, because a couple of other requirements are missing in the precondition in this source code. However, by adding these missing requirements to the precondition, we can verify the correctness of the code, as shown in Section 6.1.

### 4 The Design of StatWhy

`StatWhy` is a software tool for checking the correctness of a statistical program. Given a program as input, the tool automatically verifies whether a programmer has correctly annotated the program with the requirements for statistical hypothesis testing and the interpretation of the test results.

If the verification succeeds, the `StatWhy` tool outputs a proof that the program uses hypothesis testing methods correctly. Otherwise, the tool user can easily identify the missing/incorrect requirements and interpretations for hypothesis testing commands. By using `StatWhy`, programmers can pay attention to the requirements for hypothesis testing and choose the correct hypothesis testing methods suited to their situation.

In the rest of this section, we explain how `StatWhy` verifies a program.

```

use ocamlstdlib.Stdlib
let function p =
  [@vc:white_box]
  (begin
    requires { (World (! st) interp) |= is_normal (ppl d) }
    returns { p -> (World (! st) interp) |= (StatB p fmlA) }
    exec_ttest_1samp t_mu 1.0 d Two
  end)

```

Fig. 2: A WhyML program calling a *t*-test command for a mean of a population.

#### 4.1 Inputs to StatWhy

The latest version of StatWhy can automatically prove the correctness of a specification written in the WhyML language [7]. It can also verify OCaml programs, which we can execute by calling OCaml modules for hypothesis testing commands.

StatWhy requires minimal modifications to a source code: a programmer is requested to insert annotations to the OCaml program to describe the requirements and interpretations for statistical hypothesis testing. More specifically, a requirement (resp. interpretation) for a hypothesis testing command is expressed as a logical formula representing a precondition (resp. postcondition) for the command written in the Gospel language [4].

For example, the OCaml program in Fig. 1 is annotated with the `requires` and `ensures` clauses, which respectively specify the precondition and postcondition of the *t*-test command `exec_ttest_1samp` using the Gospel language.

We remark that programmers usually cannot prove mathematically whether the requirements for statistical methods are satisfied, because they are usually certain properties of an unknown population that an analyst wants to estimate from sampled data. For example, many statistical hypothesis testing methods require that a population should follow a normal distribution. Then, the analysts are responsible for judging whether the population appears to approximately follow to the normal distribution<sup>5</sup>, possibly using background knowledge about the population. For this reason, the StatWhy tool asks analysts to annotate a source program with the requirements for statistical methods, so that they are reminded to check these requirements empirically and approximately using their background knowledge.

#### 4.2 Preprocessing of Statistical Programs

StatWhy first transforms a given OCaml program to a program written in the WhyML language [7]. This preprocessing is performed using our extension of

<sup>5</sup> There are many hypothesis testing methods for checking the normality approximately. Such tests are applied to the dataset (instead of the actual population) and cannot prove the normality of the population mathematically.

Cameleer [27], a static verifier for OCaml. For example, by the preprocessing step, the OCaml program shown in Fig. 1 is transformed into the WhyML program shown in Fig. 2. In Section 5.2, we explain the details of the implementation of our extension of Cameleer.

### 4.3 Verification of Statistical Programs

Next, `StatWhy` proves the correctness of a WhyML program using the Why3 platform. Concretely, the verification tool internally synthesizes a proof tree using the proof rules of belief Hoare logic (Section 2.2) and derives the verification condition for the program. Then it automatically discharges them by using external SMT (Satisfiability Modulo Theories) solvers, such as `CVC5` [2] or `Z3` [26].

If the verification succeeds, it outputs a proof tree that attests to the correctness of the program. If the verification spends the specified amount of time, it aborts. Then, we can still identify the missing or incorrect requirements for statistical methods, as we will explain in Section 5.3.

We remark that `StatWhy` focuses on automatically verifying the *procedure* and the *annotations* in a statistical program by assuming the correctness of each hypothesis testing method used in the procedure as a subroutine. In other words, our automated verification tool does not guarantee the correctness of the computation of each hypothesis testing function, but only checks that a program correctly uses hypothesis testing functions. Technically, `StatWhy` checks whether the preconditions and the postconditions of hypothesis testing functions are satisfied when the program calls these functions as subroutines.

In future work, we plan to extend `StatWhy` to verify the correctness of each hypothesis testing function. However, we expect that the full verification of a hypothesis testing method is often hard; in general, the requirements for the correct use of a hypothesis testing function often involve an approximation of computation and empirically established parameters (e.g., certain requirements on sample sizes), which are not amenable to mathematical proofs straightforwardly.

From a broader perspective, we point out that the design-level verification has been popular and important in the research of computer-aided verification. For example, many studies on the computer-aided symbolic verification of a cryptographic protocol assume the security of underlying cryptographic primitives (e.g., encryption algorithms used as components of the protocol) and focus on verifying the design of the protocol that calls secure cryptographic primitives as subroutines. This is analogous to our computer-aided verification of a statistical procedure, which assumes the reliability of individual statistical methods and focuses on verifying the design of the procedure that calls reliable statistical methods as subroutines (in different situations with various requirements).

## 5 The Implementation of `StatWhy`

We explain and discuss the implementation of the `StatWhy` tool. More detailed information on the tool is available in the user documentation.



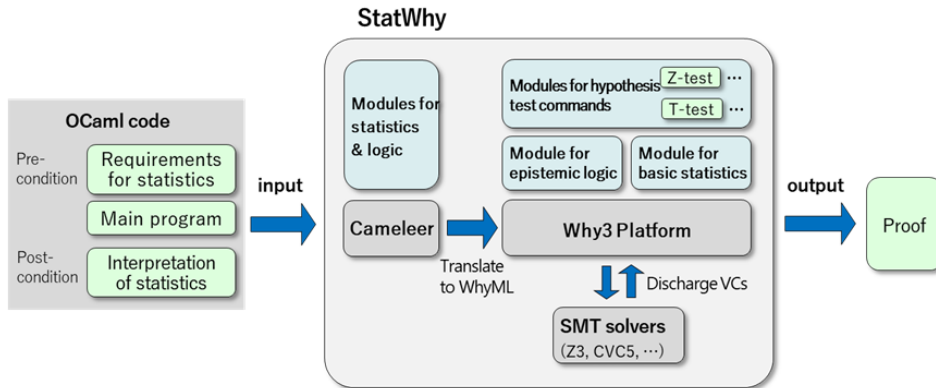


Fig. 3: The architecture of the StatWhy tool

### 5.1 The Components of StatWhy

Fig. 3 shows the architecture of StatWhy. The verification tool is constructed on the Why3 platform [7], which enables us to verify programs deductively by relying on various external SMT solvers (e.g., Z3 and CVC5) to discharge verification conditions.

To specify the requirements of hypothesis testing as preconditions and post-conditions, StatWhy has the modules for basic statistics and individual hypothesis test commands (e.g.,  $Z$ -test and  $t$ -test). To reason about the interpretation of hypothesis testing, the tool also has the modules for an epistemic logic with a statistical belief [19,21], explained in Section 2.2.

To deal with OCaml programs as input, StatWhy internally calls Cameleer [27] to translate an OCaml program to a WhyML program. Then the tool verifies a WhyML program by using the Why3 platform.

### 5.2 Extension of Cameleer

In the implementation of StatWhy, we extended Cameleer in the following way to verify hypothesis testing programs written in OCaml.

- We arranged to add WhyML modules for StatWhy to the standard library of Why3 at the installation of our extension of Cameleer.
- We modified `src/uterm.ml` and `src/why3ocaml_driver.ml` to verify OCaml programs using floating-point numbers and their arithmetic operations.
- We added `plugin/cameleerBHL.ml` and modified `plugin/plugin_cameleer.ml` to deal with the algebraic data types used in StatWhy.
- For the sake of convenience, we added the attribute `@run` that can specify which part of the source program the StatWhy tool does not verify.

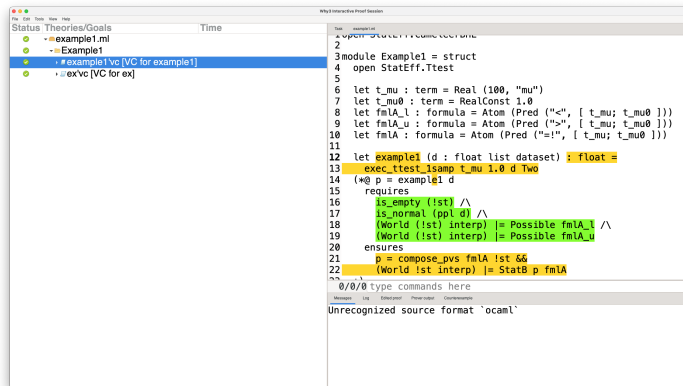


Fig. 4: The Why3 IDE screen launched by StatWhy

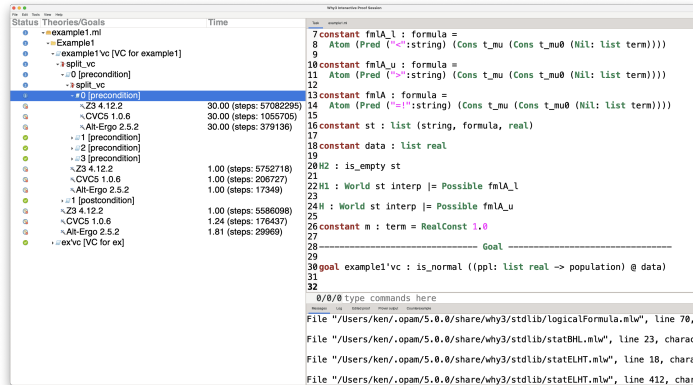


Fig. 5: The Why3 IDE screen when a precondition is missing.

### 5.3 Program Verification via Why3

StatWhy verifies hypothesis testing programs using the Why3 platform, which derives verification conditions (VCs) and launches the Why3 IDE. In Fig. 4, we present the Why3 IDE screen on which the right panel displays a source program to be verified and the left panel shows the list of all verification conditions generated by the program. Then the analyst can interactively transform proof goals and discharge the verification conditions by calling external SMT solvers (e.g., CVC5 or Z3).

If the tool fails to validate a verification condition, we can still find out which conditions are not satisfied by looking at the results of each sub-condition generated by “Auto level 3.” Fig. 5, for example, shows the case where the precondition `is_normal (pp1 d)` is missing, which the tool has pointed out in the right panel.

```

...
let example1 (d : float list dataset) : float =
  exec_ttest_1samp t_mu 1.0 d Two
(*@ p = example1 d
  requires
    is_empty (!st) /\
    is_normal (ppl d) /\
    (World (!st) interp) |= Possible fmlA_l /\
    (World (!st) interp) |= Possible fmlA_u
  ensures
    p = compose_pvs fmlA !st &&
    (World !st interp) |= StatB p fmlA
*)
...

```

Fig. 6: A program for a one-sample  $t$ -test for a mean of a population.

## 6 Case Studies

We present examples to demonstrate how StatWhy can be used to avoid common errors in a variety of popular hypothesis testing programs [14]. The source code for these examples is available in the artifact file.

At the end of this section, we present an experimental evaluation of StatWhy with various benchmark programs for hypothesis testing.

### 6.1 One-Sample $t$ -test

In Fig. 6, we show a program for the hypothesis testing method explained in Example 1 in Section 2.1, i.e., a two-sided  $t$ -test for a mean of population, given a dataset  $d$  as input.

In the program’s annotations,  $st$  denotes the test history, i.e., the list of all hypothesis tests performed so far;  $(World\ !st\ interp)$  represents the possible world equipped with the test history  $st$  and the interpretation  $interp$  of private variables;  $(ppl\ d)$  denotes the population  $x$  from which a dataset  $d$  was sampled. The formulas  $fmlA_l$ ,  $fmlA_u$ , and  $fmlA$  represent the lower-tailed, upper-tailed, and two-tailed hypotheses on a population  $x$ , i.e.,  $\text{mean}(x) < 1.0$ ,  $\text{mean}(x) > 1.0$ , and  $\text{mean}(x) \neq 1.0$ , respectively. Then  $fmlA_l \vee fmlA_r$  is logically equivalent to  $fmlA$ .

The precondition in the `requires` clause expresses the requirement for the  $t$ -test in the world before the analyst conducts the  $t$ -test:

- `is_empty (!st)` represents that the test history  $st$  is empty; i.e., no hypothesis test has performed so far;
- `is_normal (ppl d)` represents that the population  $x$  (denoted by  $(ppl\ d)$ ) follows a normal distribution;

- `(World (!st) interp) |= Possible fmlA_l` represents that the analyst has a prior belief that the lower-tail hypothesis  $\text{fmlA\_l} \stackrel{\text{def}}{=} (\text{mean}(x) < 1.0)$  may be true;
- `(World (!st) interp) |= Possible fmlA_u` represents that the analyst has a prior belief that the upper-tail hypothesis  $\text{fmlA\_u} \stackrel{\text{def}}{=} (\text{mean}(x) > 1.0)$  may be true.

The postcondition in the `ensures` clause expresses the interpretation of the result of the  $t$ -test in the world after the analyst conducted the  $t$ -test:

- `p = compose_pvs fmlA !st` represents that `p` is the  $p$ -value obtained by the hypothesis test with the alternative hypothesis  $\text{fmlA} \stackrel{\text{def}}{=} (\text{mean}(x) \neq 1.0)$ ;
- `(World !st interp) |= StatB p fmlA` represents that the analyst obtains a statistical belief on the alternative hypothesis `fmlA` with the  $p$ -value `p`.

## 6.2 Variants of $t$ -tests

Analysts must choose an appropriate variant of a  $t$ -test according to what requirements are satisfied. We show how `StatWhy` can be used to check which variant of  $t$ -test should be used in a given situation.

**One-Tailed vs. Two-Tailed  $t$ -tests** If we have prior knowledge of  $\text{mean}(x) \geq 1.0$  (resp.  $\text{mean}(x) \leq 1.0$ ), then we apply the upper-tailed (resp. lower-tailed)  $t$ -test with the alternative hypothesis  $\text{mean}(x) > 1.0$  (resp.  $\text{mean}(x) < 1.0$ ) and the null hypothesis  $\text{mean}(x) = 1.0$ . In contrast, if we have no prior knowledge of the population, then we apply the two-tailed  $t$ -test with the alternative hypothesis  $\text{mean}(x) \neq 1.0$  and the null hypothesis  $\text{mean}(x) = 1.0$ .

To avoid mistakes when choosing a one-tailed or two-tailed  $t$ -test, `StatWhy` checks whether the prior knowledge  $\text{mean}(x) \geq 1.0$  (resp.  $\text{mean}(x) \leq 1.0$ ) is derived from the precondition. If so, the program should use the upper-tailed (resp. lower-tailed)  $t$ -test. Otherwise, it should use the two-tailed  $t$ -test. This indicates that the choice of a hypothesis testing method depends on the analyst’s prior belief about the unknown population  $x$ .

**Paired vs. Non-Paired  $t$ -tests** A *paired*  $t$ -test is applied if there is a pairing or matching between two datasets. In contrast, a *non-paired*  $t$ -test is employed otherwise, e.g., if two datasets are drawn from the population independently.

To prevent errors when choosing a paired or a non-paired  $t$ -test, `StatWhy` verifies whether two datasets satisfy the predicate `paired` or the predicate `non_paired`.

**$t$ -tests with Equal vs. Inequal Variances** Analysts must choose an appropriate variant of a non-paired  $t$ -test according to whether they have prior knowledge of the equal/inequal variances between two populations. If we know

that the variances of two populations are equal, we use *Student's t-test*, implemented with `exec_ttest_ind_eq`. On the other hand, if we cannot assume equal variance, we apply *Welch's t-test*, `exec_ttest_ind_neq`.

To avoid errors in choosing between these tests, `StatWhy` reminds analysts to check whether two populations satisfy the predicate `eq_variance` or not.

### 6.3 Multiple Comparison

Multiple comparison problems [3] are known to be error-prone. Analysts occasionally make mistakes in computing the  $p$ -value in comparing more than two groups. We explain how `StatWhy` can check the correctness of the  $p$ -value.

**Disjunctive vs Conjunctive Hypotheses** Let  $A_0$  and  $A_1$  be two hypothesis tests with alternative hypotheses  $\varphi_0$  and  $\varphi_1$  and  $p$ -values  $p_0$  and  $p_1$ , respectively. Then the  $p$ -value  $p$  for the combined test with the disjunctive hypothesis  $\varphi_0 \vee \varphi_1$  satisfies  $p \leq p_0 + p_1$ , which is known as *Bonferroni correction*. In contrast, the  $p$ -value  $p$  for the conjunctive hypothesis  $\varphi_0 \wedge \varphi_1$  satisfies  $p \leq \min(p_0, p_1)$ .

`StatWhy` can automatically check whether a program correctly calculates the  $p$ -value of a disjunctive/conjunctive alternative hypothesis.

```

let example_or d1 d2 d3 : float =
  let p1 = exec_ttest_ind_eq t_mu1 t_mu2 (d1, d2) Two in
  let p2 = exec_ttest_ind_eq t_mu1 t_mu3 (d1, d3) Two in
  p1 +. p2
(*@ p = example_or d1 d2 d3
  requires
    is_empty (!st) /\
    is_normal (ppl d1) /\ is_normal (ppl d2) /\ is_normal (ppl d3) /\
    eq_variance (ppl d1) (ppl d2) /\ eq_variance (ppl d1) (ppl d3) /\
    non_paired d1 d2 /\ non_paired d1 d3 /\
    (World (!st) interp) |= Possible fmlA_l /\
    (World (!st) interp) |= Possible fmlA_u /\
    (World (!st) interp) |= Possible fmlB_l /\
    (World (!st) interp) |= Possible fmlB_u
  ensures
    p = compose_pvs (Disj fmlA fmlB) !st &&
    (World !st interp) |= StatB p (Disj fmlA fmlB)
*)

```

**$P$ -Value Hacking** The  *$p$ -value hacking* (a.k.a. *data dredging*) is a technique to manipulate statistical analyses to obtain a lower  $p$ -value. A typical approach is to conduct hypothesis tests on different datasets and report only the experiments showing lower  $p$ -values by ignoring those showing higher  $p$ -values.

As long as all hypothesis tests are recorded, `StatWhy` can automatically check whether the  $p$ -value is correctly calculated, hence preventing  $p$ -value hacking. For example, `StatWhy` points out the  $p$ -value hacking in the following code that reports a lower  $p$ -value rather than the actual one.

```

let ex_hack (d1 : dataset (list real)) (d2 : dataset (list real))
  requires { ... }
  ensures {
    let (p1, p2, p) = result in
      (p = compose_pvs fmlA !st && (* This formula fails validation *)
      (World !st interp) |= StatB p fmlA) /\
      (compose_pvs fmlA !st = p1 +. p2 &&
      (World !st interp) |= StatB (p1 +. p2) fmlA)
  }
= let p1 = exec_ttest_1samp t_mu1 0.0 d1 Two in
  let p2 = exec_ttest_1samp t_mu1 0.0 d2 Two in
  let p = if p1 <=. p2 then p1 else p2 in
  (p1, p2, p)

```

#### 6.4 Experimental Evaluation of StatWhy

We conducted experiments to evaluate the performance of the program verification using StatWhy. Table 1 shows the execution times for StatWhy to verify the programs of various hypothesis testing methods. The column of #lines shows the numbers of lines in the OCaml source programs that call various hypothesis testing commands and are annotated with preconditions and postconditions. **VC1** and **VC2** respectively represent the verification conditions generated from hypothesis testing programs and their applications to datasets.

We performed the experiments on a MacBook Pro with Apple M2 Max CPU and 96 GB memory using the external SMT solvers Alt-Ergo 2.5.2, cvc5 1.0.6, and Z3 4.12.2. For each verification condition, we set the limits for the execution time and the memory to 120 seconds and 10 GB, respectively. cvc5 works fast even for large preconditions and postconditions. In discharging the **VC1** of various  $t$ -tests, Z3 solver did not return conclusive answers.

Table 2 shows the execution times for StatWhy to verify programs for multiple comparison with disjunctive/conjunctive hypotheses. The verification of preconditions is very efficient, whereas the verification of the procedure of computing

Table 1: The experimental results of hypothesis testing commands.

Hypothesis test	#lines	VC1			VC2		
		cvc5	Alt-Ergo	Z3	cvc5	Alt-Ergo	Z3
One-sample $t$ -test	12	0.14	0.39	–	0.03	0.02	0.01
Paired $t$ -test	14	0.14	1.06	–	0.03	0.02	0.02
Student’s $t$ -test	14	0.12	1.01	–	0.03	0.03	0.02
Welch’s $t$ -test	14	0.12	1.01	–	0.04	0.04	0.02
ANOVA	20	4.81	>120	>120	2.91	0.23	–
Alexander-Govern test	19	4.54	>120	>120	3.61	0.06	–
Kruskal-Wallis test	18	4.41	>120	>120	3.95	0.14	–

Table 2: The execution times for verification and the numbers of hypotheses that comprise disjunctive (OR) and conjunctive (AND) hypotheses.

#hypotheses	OR	AND
1	0.11	0.11
2	1.56	1.21
3	17.83	11.05

$p$ -values in postconditions takes many steps. The current version of **StatWhy** is implemented to search the test history and decompose an arbitrary logical formula into possible smaller hypotheses, taking many steps to prove the correctness of the decomposition of hypotheses. In our ongoing work, we are working on improving the efficiency of the hypothesis decomposition by adding transformation.

## 7 Conclusion

We proposed a new method for formally specifying and automatically verifying the trustworthiness of statistical programs, so that programmers are reminded to check the requirements for statistical methods by describing annotations in their source programs. Next, we presented the **StatWhy** tool for automatically checking whether the programmers have properly specified the requirements for the statistical methods. This tool is implemented using the Why3 platform to verify the correctness of OCaml programs for statistical hypothesis testing. Then, we demonstrated how **StatWhy** can be used to avoid common errors in the application of popular hypothesis testing methods. To the best of our knowledge, **StatWhy** appears to be the first tool that can automatically verify the requirements for hypothesis tests to be applied appropriately.

In future work, we plan to work on the formal verification of the correctness of each hypothesis testing function that is called from statistical software as a subroutine. We are working on an extension of **StatWhy** to other programming languages, such as a significant subset of Python. We are also going to extend **StatWhy** to verify the procedures for power analyses, interval estimation, false discovery rate controlling, and so on. Furthermore, we will extend the tool to include other types of statistical methods than hypothesis testing.

**Acknowledgments.** The authors are supported by JSPS KAKENHI Grant Number JP24K02924, Japan. Yusuke Kawamoto is supported by JST, PRESTO Grant Number JPMJPR2022, Japan, and by JSPS KAKENHI Grant Number JP21K12028, Japan. Kohei Suenaga is supported by JST CREST Grant Number JPMJCR2012, Japan.

**Disclosure of Interests.** The authors have no competing interests to declare that are relevant to the content of this article.

## References

1. Deductive Software Verification - The KeY Book - From Theory to Practice, Lecture Notes in Computer Science, vol. 10001. Springer (2016). <https://doi.org/10.1007/978-3-319-49812-6>
2. Barbosa, H., Barrett, C.W., Brain, M., Kremer, G., Lachnitt, H., Mann, M., Mohamed, A., Mohamed, M., Niemetz, A., Nötzli, A., Ozdemir, A., Preiner, M., Reynolds, A., Sheng, Y., Tinelli, C., Zohar, Y.: cvc5: A versatile and industrial-strength SMT solver. In: Proc. the 28th International Conference on Tools and Algorithms for the Construction and Analysis of Systems (TACAS 2022), Part I. Lecture Notes in Computer Science, vol. 13243, pp. 415–442. Springer (2022). [https://doi.org/10.1007/978-3-030-99524-9\\_24](https://doi.org/10.1007/978-3-030-99524-9_24)
3. Bretz, F., Hothorn, T., Westfall, P.: Multiple Comparisons Using R. Chapman and Hall/CRC (2010). <https://doi.org/10.1201/9781420010909>
4. Charguéraud, A., Filliâtre, J., Lourenço, C., Pereira, M.: GOSPEL - providing ocaml with a formal specification language. In: Proc. of the 24th International Symposium on Formal Methods (FM 2019). Lecture Notes in Computer Science, vol. 11800, pp. 484–501. Springer (2019). [https://doi.org/10.1007/978-3-030-30942-8\\_29](https://doi.org/10.1007/978-3-030-30942-8_29)
5. Cuoq, P., Kirchner, F., Kosmatov, N., Prevosto, V., Signoles, J., Yakobowski, B.: Frama-C - A software analysis perspective. In: Proc. 10th International Conference on Software Engineering and Formal Methods (SEFM 2012). Lecture Notes in Computer Science, vol. 7504, pp. 233–247. Springer (2012). [https://doi.org/10.1007/978-3-642-33826-7\\_16](https://doi.org/10.1007/978-3-642-33826-7_16)
6. Fernandes-Taylor, S., Hyun, J.K., Reeder, R.N., Harris, A.H.: Common statistical and research design problems in manuscripts submitted to high-impact medical journals. BMC Research Notes **4**(1), 304 (2011). <https://doi.org/10.1186/1756-0500-4-304>
7. Filliâtre, J., Paskevich, A.: Why3 - where programs meet provers. In: Proc. of the 22nd European Symposium on Programming (ESOP 2013). Lecture Notes in Computer Science, vol. 7792, pp. 125–128. Springer (2013). [https://doi.org/10.1007/978-3-642-37036-6\\_8](https://doi.org/10.1007/978-3-642-37036-6_8)
8. Flanagan, C., Leino, K.R.M., Lillibridge, M., Nelson, G., Saxe, J.B., Stata, R.: PLDI 2002: Extended static checking for Java. ACM SIGPLAN Notices **48**(4S), 22–33 (2013). <https://doi.org/10.1145/2502508.2502520>
9. den Hartog, J., de Vink, E.P.: Verifying probabilistic programs using a Hoare like logic. Int. J. Found. Comput. Sci. **13**(3), 315–340 (2002). <https://doi.org/10.1142/S012905410200114X>
10. Hoare, C.A.R.: An axiomatic basis for computer programming. Commun. ACM **12**(10), 576–580 (1969). <https://doi.org/10.1145/363235.363259>
11. Jr., H.E.K., Teng, C.: Statistical inference as default reasoning. Int. J. Pattern Recognit. Artif. Intell. **13**(2), 267–283 (1999). <https://doi.org/10.1142/S021800149900015X>
12. Jr., H.E.K., Teng, C.: Evaluating defaults. In: Proc. the 9th International Workshop on Non-Monotonic Reasoning (NMR 2002). pp. 257–264 (2002)
13. Jr., H.E.K., Teng, C.: Nonmonotonic logic and statistical inference. Comput. Intell. **22**(1), 26–51 (2006). <https://doi.org/10.1111/j.1467-8640.2006.00272.x>
14. Kanji, G.K.: 100 statistical tests. Sage (2006)
15. Kawamoto, Y.: Statistical epistemic logic. In: The Art of Modelling Computational Systems: A Journey from Logic and Concurrency to Security and Pri-



- vacy. LNCS, vol. 11760, pp. 344–362. Springer (2019). [https://doi.org/10.1007/978-3-030-31175-9\\_20](https://doi.org/10.1007/978-3-030-31175-9_20)
16. Kawamoto, Y.: Towards logical specification of statistical machine learning. In: Proc. SEFM 2019. pp. 293–311 (2019). [https://doi.org/10.1007/978-3-030-30446-1\\_16](https://doi.org/10.1007/978-3-030-30446-1_16)
  17. Kawamoto, Y.: An epistemic approach to the formal specification of statistical machine learning. *Software and Systems Modeling* **20**(2), 293–310 (2020). <https://doi.org/10.1007/s10270-020-00825-2>
  18. Kawamoto, Y., Kobayashi, K., Suenaga, K.: User documentation for StatWhy v.1.0. Tech. rep. (2024), to appear
  19. Kawamoto, Y., Sato, T., Suenaga, K.: Formalizing statistical beliefs in hypothesis testing using program logic. In: Proc. KR’21. pp. 411–421 (2021). <https://doi.org/10.24963/kr.2021/39>
  20. Kawamoto, Y., Sato, T., Suenaga, K.: Formalizing statistical causality via modal logic. In: Proc. JELIA’23. *Lecture Notes in Computer Science*, vol. 14281, pp. 681–696. Springer (2023). [https://doi.org/10.1007/978-3-031-43619-2\\_46](https://doi.org/10.1007/978-3-031-43619-2_46)
  21. Kawamoto, Y., Sato, T., Suenaga, K.: Sound and relatively complete belief hoare logic for statistical hypothesis testing programs. *Artif. Intell.* **326**, 104045 (2024). <https://doi.org/10.1016/J.ARTINT.2023.104045>
  22. Leino, K.R.M.: This is Boogie 2. manuscript KRML **178**(131), 9 (2008)
  23. Leino, K.R.M.: Dafny: An automatic program verifier for functional correctness. In: Proc. the 16th International Conference on Logic for Programming, Artificial Intelligence, and Reasoning (LPAR’16). *Lecture Notes in Computer Science*, vol. 6355, pp. 348–370. Springer (2010). [https://doi.org/10.1007/978-3-642-17511-4\\_20](https://doi.org/10.1007/978-3-642-17511-4_20)
  24. Makin, T.R., de Xivry, J.J.O.: Science forum: Ten common statistical mistakes to watch out for when writing or reviewing a manuscript. *Elife* **8**, e48175 (2019)
  25. Moher, D., Hopewell, S., Schulz, K.F., Montori, V., Gøtzsche, P.C., Devereaux, P., Elbourne, D., Egger, M., Altman, D.G.: Consort 2010 explanation and elaboration: updated guidelines for reporting parallel group randomised trials. *International journal of surgery* **10**(1), 28–55 (2012)
  26. de Moura, L.M., Bjørner, N.S.: Z3: an efficient SMT solver. In: Proc. the 14th International Conference on Tools and Algorithms for the Construction and Analysis of Systems (TACAS 2008). *Lecture Notes in Computer Science*, vol. 4963, pp. 337–340. Springer (2008). [https://doi.org/10.1007/978-3-540-78800-3\\_24](https://doi.org/10.1007/978-3-540-78800-3_24)
  27. Pereira, M., Ravara, A.: Cameleer: A deductive verification tool for OCaml. In: Proc. of the 33rd International Conference on Computer Aided Verification (CAV 2021), Part II. *Lecture Notes in Computer Science*, vol. 12760, pp. 677–689. Springer (2021). [https://doi.org/10.1007/978-3-030-81688-9\\_31](https://doi.org/10.1007/978-3-030-81688-9_31)
  28. Reiter, R.: A logic for default reasoning. *Artif. Intell.* **13**(1-2), 81–132 (1980). [https://doi.org/10.1016/0004-3702\(80\)90014-4](https://doi.org/10.1016/0004-3702(80)90014-4)
  29. Reynolds, J.C.: Separation logic: A logic for shared mutable data structures. In: Proc. LICS 2002. pp. 55–74. IEEE Computer Society (2002)
  30. Suenaga, K., Hasuo, I.: Programming with infinitesimals: A while-language for hybrid system modeling. In: Proc. ICALP 2011, Part II. LNCS, vol. 6756, pp. 392–403. Springer (2011). [https://doi.org/10.1007/978-3-642-22012-8\\_31](https://doi.org/10.1007/978-3-642-22012-8_31)
  31. Von Elm, E., Altman, D.G., Egger, M., Pocock, S.J., Gøtzsche, P.C., Vandenbroucke, J.P.: The strengthening the reporting of observational studies in epidemiology (strobe) statement: guidelines for reporting observational studies. *Bulletin of the World Health Organization* **85**, 867–872 (2007)

32. Wasserstein, R.L., Lazar, N.A.: The ASA statement on p-values: Context, process, and purpose. *The American Statistician* **70**(2), 129–133 (2016). <https://doi.org/10.1080/00031305.2016.1154108>
33. Winskel, G.: *The Formal Semantics of Programming Languages—An Introduction*. The MIT Press (1993)