
A Closer Look at Time Steps is Worthy of Triple Speed-Up for Diffusion Model Training

Kai Wang², Yukun Zhou^{1,2}, Mingjia Shi², Zhihang Yuan³, Yuzhang Shang⁴,
Xiaojiang Peng¹, Hanwang Zhang⁵, Yang You²

¹Shenzhen Technology University ²National University of Singapore ³Infinigence-AI

⁴Illinois Institute of Technology ⁵Nanyang Technological University

Code: <https://github.com/izeryu/Speed>

Abstract

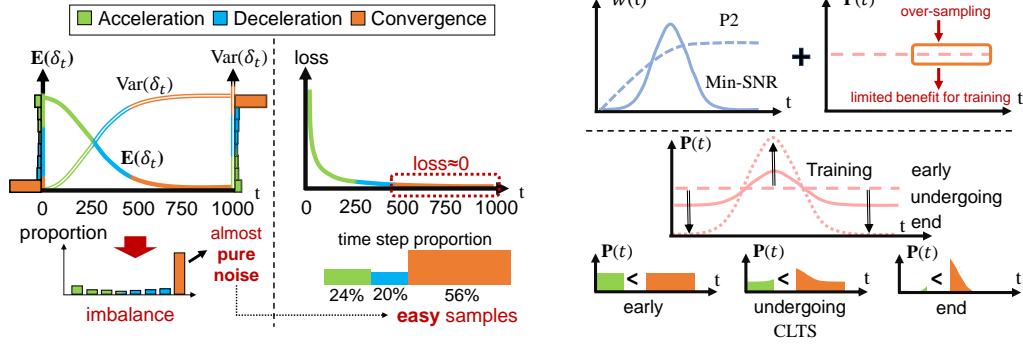
Training diffusion models is always a computation-intensive task. In this paper, we introduce a novel speed-up method for diffusion model training, called *Speed*, which is based on a closer look at time steps. Our key findings are: i) Time steps can be empirically divided into acceleration, deceleration, and convergence areas based on the process increment. ii) These time steps are imbalanced, with many concentrated in the convergence area. iii) The concentrated steps provide limited benefits for diffusion training. To address this, we design an asymmetric sampling strategy that reduces the frequency of steps from the convergence area while increasing the sampling probability for steps from other areas. Additionally, we propose a weighting strategy to emphasize the importance of time steps with rapid-change process increments. As a plug-and-play and architecture-agnostic approach, *Speed* consistently achieves 3× acceleration across various diffusion architectures, datasets, and tasks. Notably, due to its simple design, our approach significantly reduces the cost of diffusion model training with minimal overhead. Our research enables more researchers to train diffusion models at a lower cost.

1 Introduction

Training diffusion models is not usually affordable for many researchers, especially for ones in academia. For example, DALL·E 2 [40] needs 40K A100 GPU days and Sora [41] at least necessitates 126K H100 GPU days. Therefore, accelerating the training for diffusion models has become urgent for broader generative AI and other computer vision applications.

Recently, some acceleration methods for diffusion training focus on time steps, primarily using re-weighting and re-sampling 1) Re-weighting on the time steps based on heuristic rules. P2 [8] and Min-SNR [15] use monotonous and single-peak weighting strategies according to sign-to-noise ratios (SNR) in different time steps. 2) Re-sampling the time steps. Log-Normal [25] assigns high sampling probabilities for the middle time steps of the diffusion process. CLTS [61] proposes a curriculum learning based time step schedule, gradually tuning the sampling probability from uniform to Gaussian by interpolation for acceleration as shown in Fig. 1b.

To investigate the essence of the above accelerations, we take a closer look at the time steps. The diffusion models essentially learn and estimate the *process increment* noted as $\delta_t := x_{t+1} - x_t$ at time step t at training and inference phase. As illustrated in the left of Fig. 1a, we visualize the changes of mean and variance of process increment through the time steps. The time steps are categorized into three areas: **acceleration**, **deceleration**, and **convergence**, based on observations and theoretical analyses (Sec. 2.2) that both the changes of mean and variance initially accelerate, subsequently decelerate, and ultimately converge in a narrow interval.



(a) Closer look at time steps: More than half of the time steps are easy-to-learn.

(b) Re-weighting and re-sampling methods can't eliminate the redundancy and under-sample issues.

Figure 1: Motivation: designing an efficient training via analyzing process increment δ_t at different time steps. (a) $E(\delta_t)$ and $Var(\delta_t)$ are the mean and variance of process increments δ_t . Two histograms represent the proportions of the process increments at different noise levels (left) and the proportions of the time steps (right) in the three areas. The loss curve is obtained from DDPM [19] on CIFAR-10 [31]. (b) $w(t)$ and $P(t)$ are respectively the weighting and sampling curve. The probability of convergence area being sampled remains, while the one of acceleration is reduced faster.

One can easily find that the proportions of the three areas are imbalanced: there are a large number of time steps at convergence area, and the others are small. Another finding is that process increments at the convergence area are almost identical noise, *e.g.*, in DDPM, the distribution are nearly $\mathcal{N}(0, 2\mathbf{I})$, where \mathbf{I} is the unit matrix. To further explore the characteristics of these three areas, we visualize the training loss curve in the right of Fig. 1a. The loss values from the convergence area are much lower than those from the other areas, which indicates estimating the identical noise is easy.

Previous acceleration works have achieved promising results, but the analysis of time steps remains relatively under-explored. P2 [8] and Min-SNR [15] are two re-weighting methods, with their weighting curves across time steps as shown in Fig. 1b. They employ uniform sampling of time steps, which include too many easy samples from the convergence area during diffusion model training.

On the other hand, most re-sampling methods heuristically emphasize sampling the middle-time steps, but they do not dive into the difference between the acceleration and convergence areas. For example, CLTS [61] gradually changes the sampling distribution from uniform to Gaussian by interpolation as shown in Fig. 1b. The sampling probability of the acceleration area drops faster than the one of the convergence area. The acceleration area is still under-sampled and therefore not well-learned.

Motivated by the analyses from a closer look at time steps, we propose *Speed*, a novel approach that aims to improve the training efficiency for diffusion models. The core ideas are illustrated in Fig. 2. To mitigate the redundant training cost, different from uniform sampling, we design an asymmetric sampling strategy that suppresses the attendance of the time steps from the convergence area in each iteration. Meanwhile, we weight the time steps by the change rate of the process increment, emphasizing the importance of the rapid-change intervals.

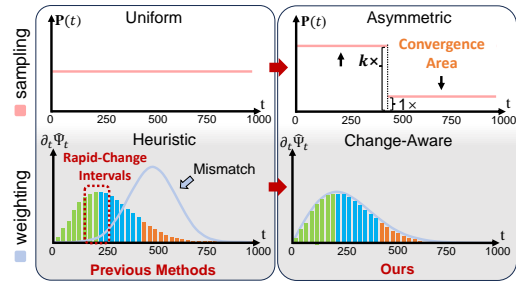


Figure 2: Core designs of Speed. Red and blue lines denote sampling and weighting curves.

Our approach has the following characteristics: Speed is compatible with various diffusion model training methods, *i.e.*, U-Net [47] and DiT [42] with minimal modifications. For performance, Speed achieves non-trivial improvements than baseline and other methods at the same training iterations. For efficiency, Speed consistently accelerates the diffusion training by $3\times$ across various tasks and datasets. It helps mitigate the heavy computational cost for diffusion model training, enabling more researchers to train a model at an acceptable expense. The extra time complexity of Speed is $\mathcal{O}(1)$, costing only seconds to reduce days of diffusion models training on datasets like FFHQ, MetFaces and ImageNet-1K. We hope this work can bring novel insights for efficient diffusion model training.

2 Speeding Up Diffusion Training from Time Steps

In this section, we first introduce the preliminaries of diffusion models and then focus on a closer look at time steps and key designs of our proposed SpeedD .

2.1 Preliminaries of Diffusion Models

Our main implementation follows DDPM [19, 52]. Given data $x_0 \sim p(x_0)$, the forward process is a Markov-Gaussian process that gradually adds noise to obtain a perturbed sequence $\{x_1, x_2, \dots, x_T\}$,

$$q(x_t|x_{t-1}) = \mathcal{N}(x_t; \sqrt{1 - \beta_t}x_{t-1}, \beta_t\mathbf{I}), q(x_{1:T}|x_0) = \prod_{t=1}^T q(x_t|x_{t-1}),$$

where \mathbf{I} is the unit matrix, T is the total number of time steps, q and \mathcal{N} represent forward process and Gaussian distribution parameterized by scheduled hyper-parameters $\{\beta_t\}_{t \in [T]}$. Perturbed samples are sampled by $x_t = \sqrt{\bar{\alpha}_t} \cdot x_0 + \sqrt{1 - \bar{\alpha}_t} \cdot \epsilon$, $\epsilon \sim \mathcal{N}(0, \mathbf{I})$, where $\alpha_t = 1 - \beta_t$ and $\bar{\alpha}_t = \prod_{s=1}^t \alpha_s$.

For diffusion model training, the forward process is divided into pairs of samples and targeted process increments by time steps t , defined as $\delta_t := x_{t+1} - x_t$. The diffusion model is expected to predict the next step from the given time step. The training loss [19] for diffusion models is to predict the normalized noise in a close-form. The training loss highlighted with weighting and sampling modules:

$$L = \mathbb{E}_{\mu_t} [w_t \|\epsilon - \epsilon_\theta(x_t, t)\|^2] := \int_t w_t \|\epsilon - \epsilon_\theta(x_t, t)\|^2 \mathbf{d}\mu_t, \epsilon \sim \mathcal{N}(0, \mathbf{I}). \quad (1)$$

Intuitively, a neural network ϵ_θ is trained to predict the normalized noise ϵ added at given time-step t . The probability of a sample being sampled in the forward process is determined by the probability measure μ_t , while the weight of the loss function is determined by w_t at t^{th} time-step.

2.2 A Closer Look at Time Steps

In DDPM, the diffusion model learns the noise added in the forward process at given t^{th} time step. The noise is presented as ϵ , the label in Eqn. 1, which is the normalized process increment at given time step. This label tells what the output of the diffusion model is aligning to. To take a closer look, we focus on the nature of the process increment δ_t itself to study the diffusion process $x_t \rightarrow x_{t+1}$, instead of ϵ the normalized one. According to Theorem 1 and Remark 1, based on the variation trends of process increments δ_t , we can distinguish three distinct areas: **acceleration**, **deceleration**, and **convergence**. The detailed discussion is shown as follows:

Theorem 1 (Process increment in DDPM). *In DDPM's setting [19], the linear schedule hyper-parameters $\{\beta_t\}_{t \in [T]}$ is an equivariant series, the extreme deviation $\Delta_\beta := \max_t \beta_t - \min_t \beta_t$, T is the total number of time steps, and we have the bounds about the process increment $\delta_t \sim \mathcal{N}(\phi_t, \Psi_t)$, where $\phi_t := (\sqrt{\alpha_{t+1}} - 1)\sqrt{\bar{\alpha}_t}x_0$, $\Psi_t := [2 - \bar{\alpha}_t(1 + \alpha_{t+1})]\mathbf{I}$, \mathbf{I} is the unit matrix, as follows:*

$$\begin{aligned} \text{Upper-bound:} \quad & \|\phi_t\|^2 \leq \hat{\phi}_t \|\mathbb{E}x_0\|^2, \quad \hat{\phi}_t := \beta_{\max} \exp\{-(\beta_0 + \Delta_\beta t/2T)t\} \\ \text{Lower-bound:} \quad & \Psi_t \succeq \hat{\Psi}_t \mathbf{I}, \quad \hat{\Psi}_t := 2 - 2 \exp\{-(\beta_0 + \Delta_\beta t/2T)t\} \end{aligned} \quad (2)$$

Remark 1. *The entire diffusion process can be approximated using the upper and lower bounds from Theorem 1, which we visualize as shown in Figure 3. We can observe that the diffusion process can be divided into three areas: acceleration, deceleration, and convergence. The two boundary points of these areas are denoted as t_{a-d} and t_{d-c} with their specific definitions and properties outlined below.*

Definition of t_{a-d} . The boundary between the **acceleration** and **deceleration** areas is determined by the inflection point in the parameter variation curves, as illustrated in Figure 3. This inflection point represents the peak where the process increment changes most rapidly. The key time-step t_{a-d} between acceleration and deceleration areas satisfies $t_{a-d} = \arg \max_t \partial_t \hat{\Psi}_t$ and $\beta_{t_{a-d}} = \sqrt{\Delta_\beta/T}$ in our setting, where $\partial_t \hat{\Psi}_t = 2(\beta_0 + \Delta_\beta t/T) \exp\{-(\beta_0 + \Delta_\beta t/2T)t\}$.

Definition of t_{d-c} . The process is considered to be in the **convergence** area where the increments' variance is within a range. The convergence area is identified by a magnitude r , where $1 - 1/r$ is

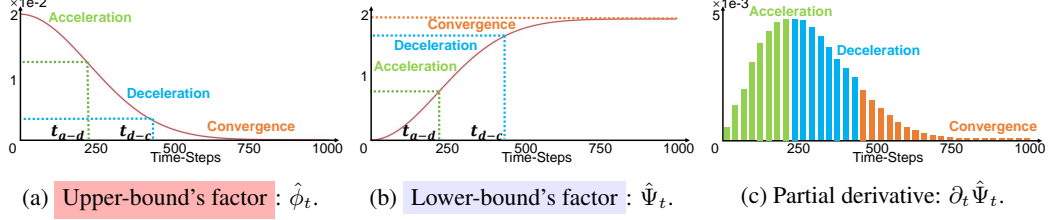


Figure 3: Visualization of Theorem 1: three areas of acceleration, deceleration and convergence.

the ratio to the maximum variance. According to Theorem 1, the convergence area is defined as *one magnitude reduction* of the scale factor (*i.e.*, $1 \times r$), and we have the lower-bound of the magnitude $\hat{r}_t := \exp\{(\beta_0 + \Delta_\beta t/2T)t\}$ employed as the threshold selection function in Section 2.4. The time step t is guaranteed to be in convergence area when $\hat{r}_t > r$.

Analyses. In the convergence area, the variations of δ_t stabilize, signifying that the process is approaching a steady state. This area corresponds to a very large proportion of the overall time steps. On top of that, the training loss in this area is empirically low, which leads to the redundant training cost on time steps with limited benefits for training. In the acceleration area, the variations of δ_t increase, indicating a rapid change. Conversely, in the deceleration area, the variations of δ_t decrease, reflecting a slowing down of the process. Notably, near the peak between the acceleration and deceleration areas, the process exhibits the fastest changes. These time steps only occupy a small proportion. Beyond that, the training losses in this area are empirically high. The issue is that a hard-to-learn area is even under-sampled, necessitating more sampling and training efforts.

Takeaways. Based on the analyses and observations, we provide takeaways as follows:

- The samples from convergence area provide limited benefits for training. The sampling of the time step from this area should be suppressed.
- Pay more attention to the process increment’s rapid-change area which is hard to learn and the corresponding time steps are fewer than the other areas.

2.3 Overview of Speed

Based on the above observations and analyses, we propose Speed, a novel approach for achieving lossless training acceleration tailored for diffusion models. As illustrated in Fig. 2, Speed suppresses the trivial time steps from convergence area, and weight the rapid-change intervals between acceleration and deceleration areas. Correspondingly, two main modules, asymmetric sampling and change-aware weighting, are proposed. Asymmetric sampling uses a two-step step function to respectively suppress and increase the sampling probability corresponding to trivial and beneficial time steps. Change-aware weighting is based on the change rate of process increment $\partial_t \Psi(t)$.

2.4 Asymmetric Sampling

Speed adopts the time steps sampling probability $\mathbf{P}(t)$ as the step function in Eqn. 3 to construct the loss in Eqn. 1. We first define τ as the step threshold in $\mathbf{P}(t)$. The pre-defined boundary τ means the area where the time step are suppressed. The sampling probability is k times from time-steps where $t < \tau$ than that from $t > \tau$ instead of the uniform sampling $\mathbf{U}(t) = 1/T$.

$$\mathbf{P}(t) = \begin{cases} \frac{k}{T+\tau(k-1)}, & 0 < t \leq \tau \\ \frac{1}{T+\tau(k-1)}, & \tau < t \leq T \end{cases}, \quad \text{where suppression intensity } k \geq 1 \text{ and } \tau \in (0, T]. \quad (3)$$

Threshold Selection τ . According to Theorem 1, given a magnitude r , τ should satisfy $\hat{r}(\tau) > r$ to make sure that $\tau > t_{d-c}$, where the time steps suppressed are all time steps in the convergence area. To maximum the number of suppressed time steps, we set $\tau \leftarrow \sqrt{2T \log r / \Delta_\beta + T^2 \beta_0^2 / \Delta_\beta^2} - T \beta_0 / \Delta_\beta$.

2.5 Change-Aware Weighting

According to Theorem 1, a faster change of process increment means fewer samples at the corresponding noise level. This leads to under-sampling in acceleration and deceleration areas. Change-aware weighting is adopted to mitigate the under-sampling issue. The weights $\{w_t\}_{t \in [T]}$ are assigned based on the gradient of the variance over time, where we use the approximation $\partial_t \hat{\Psi}_t$ in Theorem 1.

The original gradient $\partial_t \hat{\Psi}_t$ is practically not suitable for weighting due to its small scale. Therefore, $\partial_t \hat{\Psi}_t$ is re-scaled into range $[1-\lambda, \lambda]$ that $\min\{1, \max_t \partial_t \hat{\Psi}_t\} \rightarrow \lambda$ and $\max\{0, \min_t \partial_t \hat{\Psi}_t\} \rightarrow 1-\lambda$, where symmetry ceiling $\lambda \in [0.5, 1]$. λ regulates the curvature of the weighting function. A higher λ results in a more obvious distinction in weights between different time-steps.

3 Experiments

We first describe the main experiment setups in Sec. 3.1, including benchmark datasets, network architectures, training details, and evaluation protocols. In Sec. 3.2, we present the main results regarding both performance and efficiency. After that, in Sec. 3.5 and 3.3, we ablate the effectiveness of each designed module and evaluate the generalization of SpeD in various diffusion tasks and settings. Finally, we investigate the compatibility of our approach with other recent methods in 3.4 and present visualizations in Sec. 3.6.

3.1 Implementation Details

Datasets. We mainly investigate the effectiveness of our approach on the following datasets: MetFaces [26] and FFHQ [27] are used to train unconditional image generation, CIFAR-10 [31] and ImageNet-1K [9] are used to train conditional image generation, and MS-COCO [33] is used to evaluate the generalization of our method in the text to image task. More details of these datasets can be found in the Appendix A.

Network architectures. U-Net [47] and DiT [42] are two famous architectures in the diffusion model area. We implement our approach on these two architectures and their variants. We follow the same hyper parameters as the baseline by default. More information about the details of the architectures can be found in Appendix A.1.

Training details. We train all models using AdamW [29, 36] with a constant learning rate $1e-4$. We set the maximum step in training to 1000 and use the linear variance. All images are augmented with horizontal flip transformations if not stated otherwise. Following common practice in the generative modeling literature, the exponential moving average (EMA) [13] of network weights is used with a decay of 0.9999. The results are reported using the EMA model. Details can be found in Tab. 6.

Evaluation protocols. In inference, we default to generating 10K images. Fréchet Inception Distance (FID) is used to evaluate both the fidelity and coverage of generated images.

3.2 Comparisons with other strategies.

Performance Comparisons. Before our comparison, we first introduce our baseline, *i.e.*, DiT-XL/2, a strong image generation backbone as introduced in DiT [42]. We follow the hyperparameter settings from DiT and train DiT-XL/2 on MetFaces [26] and FFHQ [27], respectively. We compare our approach with two re-weighting methods: P2 [8] and Min-SNR [15], and two re-sampling methods: Log-Normal [25] and CLTS [61]. In the evaluation, we use 10K generated images to calculate FID [17] for comparison. To make a detailed comparison, all the approaches are trained for 50K iterations and we report the FID scores per 10K iterations.

As shown in Tab 1, compared to DiT-XL/2, re-weighting, and re-sampling methods, our approach obtains the best FID results. Specifically, at the 50K iteration, compared to other methods, we reduce 2.3 and 2.6 FID scores on MetFaces and FFHQ at least. Another interesting finding is that the re-weighting methods reduce the FID very slowly at the beginning of the training, *i.e.*, from the 10K to 20K iterations. That aligns with our analysis well: re-weighting methods involve a lot of steps from the convergence area. Based on the experimental results, the time steps that come from the convergence area indeed contribute limited to the diffusion training.

Table 1: The FID \downarrow comparison to the baseline: DiT-XL/2, re-weighting methods: P2 and Min-SNR, and re-sampling methods: Log-Normal and CLTS. All methods are trained with DiT-XL/2 for 50K iterations. We report the FID per 10K iterations. Our approach achieves the best results on MetFaces and FFHQ datasets. **Bold entries** are best results

| dataset | MetFaces | | | | | FFHQ | | | | |
|-----------------|--------------|-------------|-------------|-------------|-------------|--------------|--------------|-------------|-------------|------------|
| | 10K | 20K | 30K | 40K | 50K | 10K | 20K | 30K | 40K | 50K |
| DiT-XL/2 [42] | 398.7 | 132.7 | 74.7 | 36.7 | 29.3 | 356.1 | 335.3 | 165.2 | 35.8 | 12.9 |
| P2 [8] | 377.1 | 328.2 | 111.0 | 27.3 | 23.3 | 368.7 | 357.9 | 158.6 | 35.5 | 15.0 |
| Min-SNR [15] | 389.4 | 313.9 | 52.1 | 31.3 | 28.6 | 376.3 | 334.1 | 151.2 | 34.0 | 12.6 |
| Log-Normal [11] | 311.8 | 165.1 | 63.9 | 51.1 | 47.3 | 307.6 | 165.1 | 63.9 | 51.1 | 47.3 |
| CLTS [61] | 375.0 | 57.2 | 28.6 | 24.6 | 23.5 | 336.1 | 329.1 | 173.4 | 33.7 | 12.7 |
| Speed | 367.3 | 23.4 | 22.6 | 22.1 | 21.1 | 322.1 | 320.0 | 91.8 | 19.8 | 9.9 |

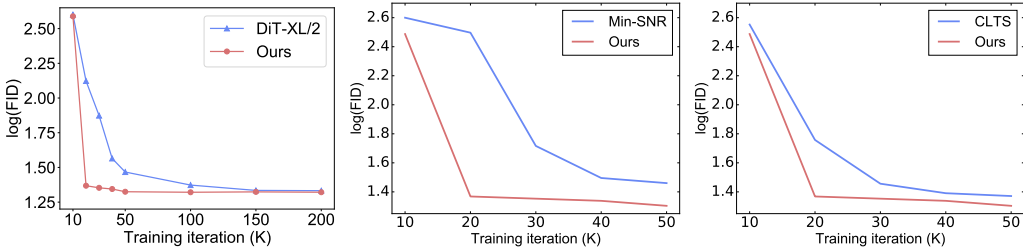


Figure 4: We plot the FID-Iteration curves of our approach and other methods on the MetFaces dataset. *Speed* accelerates other methods obviously. The horizontal and vertical axes represent the training iterations and $\log(\text{FID})$, respectively.

Efficiency comparisons. In addition to the performance comparison, we also present the acceleration results of our *Speed*. This naturally raises a question: *how to calculate the acceleration?* Here, we follow the previous diffusion acceleration methods [12] and other efficient training papers [43, 61]: visualizing the FID-Iteration curve and reporting the estimated highest acceleration ratio. We mainly compare with DiT-XL/2, one re-weighting method Min-SNR [8], and one re-sampling method CLTS [61] in Fig 4. At the same training iterations, our approach achieves significantly better FID scores than other methods. Notably, *Speed* accelerates the Min-SNR, and CLTS by 2.7 and 2.6 times, respectively. More comparisons with other methods can be found in Appendix B.

For the comparison with the baseline, *i.e.*, DiT-XL/2, considering the 50K iterations might be too short for converge, we extend the training iterations from 50K to 200K. In the long-term training, we speed up the DiT-XL/2 by 4 times without performance drops. That shows the strong efficiency of our proposed method. Most importantly, we can save 3~5 times the overall training cost with very minimal overhead. For instance, we save 48 hours (result obtained by training on 8 A6000 Nvidia GPUs) of training time for DiT-XL/2 with negligible seconds overhead.

3.3 Generalization Evaluation

Cross-architecture robustness evaluation. There are mainly two architectures in the diffusion models: U-Net [47] and DiT [42]. *Speed* is not correlated to specific model architecture, thereby it is a model-agnostic approach. We implement our method with DiT-XL/2 and U-Net on MetFaces, FFHQ, and ImageNet-1K, respectively. We default to training the models for 50K iterations on MetFaces and FFHQ, 400K on ImageNet-1K. To ensure a fair comparison, we keep all hyper-parameters the same and report the FID scores at 50K iterations. As shown in Tab. 2, *Speed* consistently achieve significantly higher performance under all settings, which indicates the strong generality of our method for different architectures and datasets.

Cross-schedule robustness evaluation. In the diffusion process, there are various time step schedules, including linear [19], quadratic and cosine [39] schedules. We verify *Speed*'s robustness across these schedules. We report FID and inception score (IS) [50] scores as metrics for comparisons. As shown

Table 2: Cross-architecture robustness evaluation. ‘Baseline’ denotes training diffusion models without acceleration strategy. ‘DiT’ refers to the DiT-XL/2 network. All FID scores are obtained by testing 10K generated images.

| | Metfaces | | FFHQ | | ImageNet | |
|----------|--------------|--------------|-------------|--------------|--------------|--------------|
| | DiT | U-Net | DiT | U-Net | DiT | U-Net |
| baseline | 36.61 | 46.77 | 12.86 | 17.37 | 26.74 | 45.71 |
| Speed | 21.13 | 22.88 | 9.95 | 16.52 | 20.63 | 37.33 |
| improve | 15.48 | 23.89 | 2.91 | 0.85 | 6.11 | 7.38 |

Table 3: Comparisons of FID and IS scores on FFHQ with different schedules on time steps. We mainly evaluate the generalization of our approach on linear, quadratic, and cosine schedules. We use the vanilla DiT-XL/2 as the baseline.

| | linear | | quadratic | | cosine | |
|----------|-------------|-------------|-------------|-------------|--------------|-------------|
| | FID ↓ | IS ↑ | FID ↓ | IS ↑ | FID ↓ | IS ↑ |
| baseline | 12.86 | 4.21 | 11.12 | 4.21 | 18.31 | 4.10 |
| Speed | 9.95 | 4.23 | 9.78 | 4.29 | 17.79 | 4.15 |
| improve | 2.91 | 0.02 | 1.34 | 0.08 | 0.52 | 0.05 |

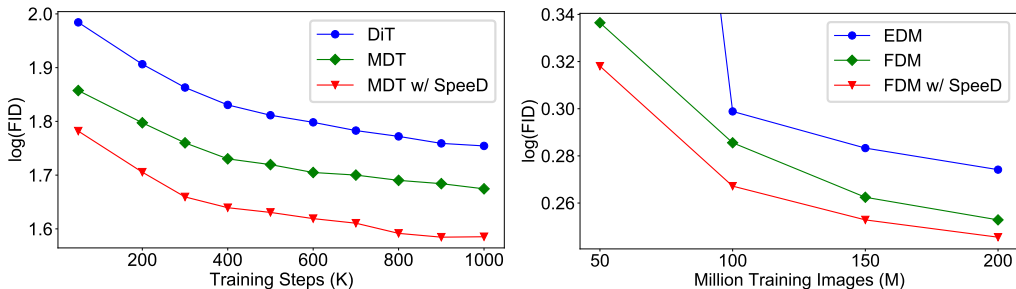
in Tab. 3, Speed achieves significant improvement on linear, quadratic, and cosine schedules both in FID and IS. That shows the strong generality of Speed in various schedules.

Cross-task robustness evaluation. We apply Speed to the text-to-image task for evaluating the generality of our method. For text-to-image generation, we first introduce CLIP [44] to extract the text embedding for MS-COCO [33] dataset. Then, DiT-XL/2 is used to train a text-to-image model as our baseline. Following prior work[49], FID score and CLIP score on MS-COCO validation set are evaluation metrics for quantitative analyses. As illustrated in Tab. 4, we obtain the better FID and CLIP score than our baseline.

Table 4: Text to image.

| Method | FID↓ | CLIP score↑ |
|----------|--------------|--------------|
| baseline | 27.41 | 0.237 |
| Speed | 25.30 | 0.244 |

3.4 Compatibility with other acceleration methods



(a) FID-Iteration curve comparisons on *ImageNet-1K*. (b) FID-Iteration curve comparisons on *CIFAR-10*.

Figure 5: Speed works well with recent acceleration algorithms and can consistently further accelerate the diffusion model training. We plot the figures using $\log(\text{FID})$ for better visualization.

Until now, we evaluate the effectiveness and generalization of our proposed method: Speed is a task-agnostic and architecture-agnostic diffusion acceleration approach. Is Speed compatible with other acceleration techniques? To investigate this, we apply our approach with two recent proposed algorithms: masked diffusion transformer (MDT) [12] and fast diffusion model (FDM) [60].

MDT + Speed. MDT [12] proposes a masked diffusion transformer method, which applies a masking scheme in latent space to enhance the contextual learning ability of diffusion probabilistic models explicitly. MDT can speed up the diffusion training by 10 times. They evaluate their MDT with DiT-S/2. We just inject our Speed on their MDT and report FID-Iteration curves for comparison in Fig. 5a. All the results are obtained on ImageNet-1K dataset. Our approach can *further* accelerate MDT at least by $4 \times$, which indicates the good compatibility of Speed.

FDM + Speed. Fast Diffusion Model [60] is a diffusion process acceleration method inspired by the classic momentum approach to solve optimization problem in parameter space. By integrating momentum into the diffusion process, it achieves similar performance as EDM [25] with less training cost. Based on the official implementation, we compare EDM, FDM, and FDM + Speed on CIFAR-10 of 32×32 images. FDM accelerates the EDM by about $1.6 \times$. Meanwhile, Speed can further reduce the overall training cost around $1.6 \times$.

3.5 Ablation Experiments

We perform extensive ablation studies to illustrate the characteristics of SpeedD. The experiments in ablation studies are conducted on the FFHQ dataset and U-Net model by default. We ablate our designed components: asymmetric sampling (abbreviated as asymmetric) and change-aware weighting (abbreviated as CAW), suppression intensity k in asymmetric sampling defined in Eqn. 3 and symmetry ceiling λ for weighting in Sec. 2.5.

Table 5: Ablation studies on FFHQ dataset. Default settings and baseline are in gray and cyan.

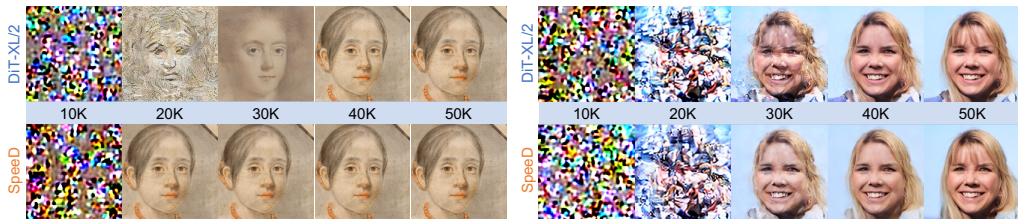
| (a) Components of SpeedD. Suppressing some trivial time steps do help. | | | (b) Suppression intensity k . Huge suppression decrease diversity to modeling data. | | (c) Symmetry ceiling λ . Weighting should be in moderation. | |
|--|-----|-------|---|-------|---|-------|
| sampling curve | CAW | FID ↓ | suppression intensity k | FID ↓ | symmetry ceiling λ | FID ↓ |
| uniform | | 17.37 | 1 | 15.01 | 0.5 | 15.46 |
| uniform | ✓ | 16.75 | 5 | 14.86 | 0.6 | 14.86 |
| asymmetric | | 15.82 | 10 | 16.97 | 0.8 | 16.83 |
| asymmetric | ✓ | 15.07 | 25 | 25.59 | 1.0 | 23.77 |

Evaluating the components of SpeedD. Our approach includes two strategies: asymmetric sampling and change-aware weighting. We note these two strategies using ‘asymmetric’ and ‘CAW’. We ablate each component in SpeedD. As illustrated in Tab. 5a, combining our proposed strategies achieves the best results. Using weighting and sampling strategies alone improves the baseline by 0.6 and 1.5 FID scores, respectively, indicating that filtering most samples from the convergence area is more beneficial for training.

Evaluating of suppression intensity k . To prioritize the training of critical time steps, asymmetric sampling focus on the time steps out of the convergence area. A higher probability is given for these time steps which is k times than the time steps from the convergence area. A larger suppression intensity k means a larger gap in training between the different areas of time steps. We evaluate different suppression intensity k from 1 to 25 and report the FID score In Tab. 5b. We observe that $k = 5$ achieves the best performance. A huge suppression intensity decrease FID scores seriously, which means that it hurts the diversity a lot to modeling data. This means that the samples in the convergence area, although very close to pure noise, still contains some useful information. Extreme complete discard of these samples results in a degradation of the acceleration performance.

Evaluating of symmetry ceiling λ . The symmetry ceiling λ is a hyper-parameter that regulates the curvature of the weighting function. λ is set in the interval $[0.5, 1]$. The midpoint of the re-scaled weight interval is fixed at 0.5. The symmetry ceiling λ is the right boundary of the interval and the left boundary is $1-\lambda$. A higher λ results in a larger weight interval and a more obvious distinction in weights between different time steps. In Tab. 5c, settings $\lambda \leq 0.8$ obtain higher performance on FID scores than the baseline, which indicates SpeedD is relatively robust on symmetry ceiling λ . Further increase λ leads to performance degradation. This means weighting should be in moderation.

3.6 Visualization



(a) Visualization comparison on MetFaces dataset.

(b) Visualization comparison on FFHQ dataset.

Figure 6: SpeedD obtains significant improvements than baseline in visualizations. More visualizations on other datasets and tasks can be found in the Appendix D.

The comparison of visualizations between SpeedD and DiT-XL/2 models on the MetFaces and FFHQ datasets clearly demonstrates the superiority of SpeedD. As shown in Fig. 6, SpeedD achieves

significantly better visual quality at just 20K or 30K training iterations, compared to DiT-XL/2. This highlights that Speed reaches high-quality results much faster than the baseline method, making it a more efficient and effective approach for training diffusion models.

4 Related Work

We discuss the related works about Diffusion Models and its Training Acceleration. The most related works are as follows, and more about cross-modality and video generation are in Appendix C.

Diffusion models Diffusion models have emerged as the dominant approach in generative tasks [7, 21, 49, 56], which outperform other generative methods including GANs [4, 22, 68], VAEs [30], flow-based models [10]. These methods [19, 25, 53] are based on non-equilibrium thermodynamics [23, 52], where the generative process is modeled as a reverse diffusion process that gradually constructs the sample from a noise distribution [52]. Previous works focused on enhancing diffusion models’ generation quality and alignment with users in visual generation. To generate high-resolution images, Latent Diffusion Models (LDMs) [46, 49] perform diffusion process in latent space instead of pixel space, which employ VAEs to be encoder and decoder for latent representations.

Acceleration in diffusion models To reduce the computational costs, previous works accelerate the diffusion models in training and inference. For *training acceleration*, the earliest works [8, 15] assign different weights to each time step on Mean Square Error (MSE) loss to improve the learning efficiency. The other family of methods in training acceleration are from different perspectives, *e.g.*, network architecture [48, 58] and diffusion algorithm [25, 60]. Most recently, masking modeling diffusion models [12, 66] are been proposed to train diffusion models with reconstructing tasks on masked tokens. Speed is a general method to enhance the training process tailored for diffusion models with good compatibility with these methods. In another field of acceleration, there are a number of works focus on improving the sampling speed, due to the slow inference speed of diffusion models. The inference is slow because diffusion models transit the noise into target distribution gradually. Methods are proposed to speed up by using fewer reverse steps while maintaining sample quality, including DDIM [53], Analytic-DPM [1], and DPM-Solver [37].

Conditional generation. To better control the generation process with various conditions, *e.g.*, image style, text prompt and stroke, Classifier-Free Guidance (CFG) proposes a guidance strategy with diffusion models that balance the sample quality and prompt alignment. ControlNet [65] reuses the large-scale pre-trained layers of source models to build a deep and strong encoder to learn specific conditions. Recently benefiting from diffusion models in the image generation field, video generation [32, 38] is getting trendy.

5 Conclusion

We present Speed, a novel approach for accelerating diffusion training by closely examining time steps. The core insights from this examination are: 1) suppressing the sampling probabilities of time steps that offer limited benefits to diffusion training (*i.e.*, those with extremely small losses), and 2) emphasizing the importance of time steps with rapidly changing process increments. Speed demonstrates strong robustness across various architectures and datasets, achieving significant acceleration on multiple diffusion-based image generation tasks. Additionally, Speed is easily compatible with other diffusion acceleration methods, highlighting its wide applicability. We provide extensive theoretical analysis in this paper, aiming to support future research in both academia and industry.

Limitations and future work. Diffusion training acceleration is largely different from its inference acceleration. The research for training acceleration costs much more computational resources than inference acceleration. Therefore, maybe our experiments are not sufficient. In the future, we will explore the effectiveness of applying our approach to more resource-density diffusion task, such as video generation [24, 41, 63]. Another direction is to explore the potential in more diffusion algorithms, such as the consistency model [54]. The adoption of Speed not only advances the state-of-the-art in diffusion model training efficiency but also aligns with global efforts towards sustainable and eco-friendly AI development. This method demonstrates that high-performance machine learning does not have to come at the cost of environmental degradation.

Acknowledgments. This research is supported by the National Research Foundation, Singapore under its AI Singapore Programme (AISG Award No: AISG2-PhD-2021-08-008). This work is partially supported by the National Natural Science Foundation of China (62176165), the Stable Support Projects for Shenzhen Higher Education Institutions (20220718110918001), the Natural Science Foundation of Top Talent of SZTU(GDRC202131). Yang You’s research group is being sponsored by NUS startup grant (Presidential Young Professorship), Singapore MOE Tier-1 grant, ByteDance grant, ARCTIC grant, SMI grant (WBS number: A-8001104-00-00), Alibaba grant, and Google grant for TPU usage. We thank Tianyi Li, Yuchen Zhang, Yuxin Li, Zhaoyang Zeng, and Yanqing Liu for the comments on this work. Kai Wang (idea, writing, story, presentation), Yukun Zhou (implementation), and Mingjia Shi (theory, writing, presentation) contribute equally to this work. Xiaojiang Peng, Hanwang Zhang, and Yang You are equal advising. Xiaojiang Peng is the corresponding author.

References

- [1] Fan Bao, Chongxuan Li, Jun Zhu, and Bo Zhang. Analytic-dpm: an analytic estimate of the optimal reverse variance in diffusion probabilistic models. *arXiv preprint arXiv:2201.06503*, 2022.
- [2] James Betker, Gabriel Goh, Li Jing, Tim Brooks, Jianfeng Wang, Linjie Li, Long Ouyang, Juntang Zhuang, Joyce Lee, Yufei Guo, et al. Improving image generation with better captions. *Computer Science*. <https://cdn.openai.com/papers/dall-e-3.pdf>, 2(3):8, 2023.
- [3] Andreas Blattmann, Tim Dockhorn, Sumith Kulal, Daniel Mendelevitch, Maciej Kilian, Dominik Lorenz, Yam Levi, Zion English, Vikram Voleti, Adam Letts, et al. Stable video diffusion: Scaling latent video diffusion models to large datasets. *arXiv preprint arXiv:2311.15127*, 2023.
- [4] Andrew Brock, Jeff Donahue, and Karen Simonyan. Large scale gan training for high fidelity natural image synthesis. *arXiv preprint arXiv:1809.11096*, 2018.
- [5] Tim Brooks, Bill Peebles, Connor Holmes, Will DePue, Yufei Guo, Li Jing, David Schnurr, Joe Taylor, Troy Luhman, Eric Luhman, Clarence Ng, Ricky Wang, and Aditya Ramesh. Video generation models as world simulators. 2024.
- [6] Junsong Chen, Jincheng Yu, Chongjian Ge, Lewei Yao, Enze Xie, Yue Wu, Zhongdao Wang, James Kwok, Ping Luo, Huchuan Lu, et al. Pixart-alpha: Fast training of diffusion transformer for photorealistic text-to-image synthesis. *arXiv preprint arXiv:2310.00426*, 2023.
- [7] Ling-Hao Chen, Jiawei Zhang, Yewen Li, Yiren Pang, Xiaobo Xia, and Tongliang Liu. Human-mac: Masked motion completion for human motion prediction. In *ICCV*, pages 9544–9555, 2023.
- [8] Jooyoung Choi, Jungbeom Lee, Chaehun Shin, Sungwon Kim, Hyunwoo Kim, and Sungroh Yoon. Perception prioritized training of diffusion models. In *CVPR*, pages 11472–11481, 2022.
- [9] Jia Deng, Wei Dong, Richard Socher, Li-Jia Li, Kai Li, and Li Fei-Fei. Imagenet: A large-scale hierarchical image database. In *CVPR*, pages 248–255. Ieee, 2009.
- [10] Laurent Dinh, David Krueger, and Yoshua Bengio. Nice: Non-linear independent components estimation. *arXiv preprint arXiv:1410.8516*, 2014.
- [11] Patrick Esser, Sumith Kulal, Andreas Blattmann, Rahim Entezari, Jonas Müller, Harry Saini, Yam Levi, Dominik Lorenz, Axel Sauer, Frederic Boesel, et al. Scaling rectified flow transformers for high-resolution image synthesis. *arXiv preprint arXiv:2403.03206*, 2024.
- [12] Shanghua Gao, Pan Zhou, Ming-Ming Cheng, and Shuicheng Yan. Masked diffusion transformer is a strong image synthesizer. In *ICCV*, pages 23164–23173, 2023.
- [13] Everette S Gardner Jr. Exponential smoothing: The state of the art. *JoF*, 4(1):1–28, 1985.
- [14] Yuwei Guo, Ceyuan Yang, Anyi Rao, Yaohui Wang, Yu Qiao, Dahua Lin, and Bo Dai. Animatediff: Animate your personalized text-to-image diffusion models without specific tuning. *arXiv preprint arXiv:2307.04725*, 2023.
- [15] Tiankai Hang, Shuyang Gu, Chen Li, Jianmin Bao, Dong Chen, Han Hu, Xin Geng, and Baining Guo. Efficient diffusion training via min-snr weighting strategy. In *ICCV*, pages 7441–7451, 2023.
- [16] Yingqing He, Tianyu Yang, Yong Zhang, Ying Shan, and Qifeng Chen. Latent video diffusion models for high-fidelity long video generation. 2022.
- [17] Martin Heusel, Hubert Ramsauer, Thomas Unterthiner, Bernhard Nessler, and Sepp Hochreiter. Gans trained by a two time-scale update rule converge to a local nash equilibrium. *NeurIPS*, 30, 2017.
- [18] Jonathan Ho, William Chan, Chitwan Saharia, Jay Whang, Ruiqi Gao, Alexey Gritsenko, Diederik P Kingma, Ben Poole, Mohammad Norouzi, David J Fleet, et al. Imagen video: High definition video generation with diffusion models. *arXiv preprint arXiv:2210.02303*, 2022.

- [19] Jonathan Ho, Ajay Jain, and Pieter Abbeel. Denoising diffusion probabilistic models. *NeurIPS*, 33:6840–6851, 2020.
- [20] Jonathan Ho, Tim Salimans, Alexey Gritsenko, William Chan, Mohammad Norouzi, and David J. Fleet. Video diffusion models. *ArXiv*, abs/2204.03458, 2022.
- [21] Ilia Igashov, Hannes Stärk, Clément Vignac, Arne Schneuing, Victor Garcia Satorras, Pascal Frossard, Max Welling, Michael Bronstein, and Bruno Correia. Equivariant 3d-conditional diffusion model for molecular linker design. *NAT MACH INTELL*, pages 1–11, 2024.
- [22] Phillip Isola, Jun-Yan Zhu, Tinghui Zhou, and Alexei A Efros. Image-to-image translation with conditional adversarial networks. In *CVPR*, pages 1125–1134, 2017.
- [23] Christopher Jarzynski. Equilibrium free-energy differences from nonequilibrium measurements: A master-equation approach. *PHYS REV E*, 56(5), 1997.
- [24] Yuming Jiang, Tianxing Wu, Shuai Yang, Chenyang Si, Dahua Lin, Yu Qiao, Chen Change Loy, and Ziwei Liu. Videobooth: Diffusion-based video generation with image prompts. *arXiv preprint arXiv:2312.00777*, 2023.
- [25] Tero Karras, Miika Aittala, Timo Aila, and Samuli Laine. Elucidating the design space of diffusion-based generative models. *NeurIPS*, 35:26565–26577, 2022.
- [26] Tero Karras, Miika Aittala, Janne Hellsten, Samuli Laine, Jaakko Lehtinen, and Timo Aila. Training generative adversarial networks with limited data. *NeurIPS*, 33:12104–12114, 2020.
- [27] Tero Karras, Samuli Laine, and Timo Aila. A style-based generator architecture for generative adversarial networks. In *CVPR*, pages 4401–4410, 2019.
- [28] Dongjun Kim, Chieh-Hsin Lai, Wei-Hsiang Liao, Naoki Murata, Yuhta Takida, Toshimitsu Uesaka, Yutong He, Yuki Mitsufuji, and Stefano Ermon. Consistency trajectory models: Learning probability flow ode trajectory of diffusion. *arXiv preprint arXiv:2310.02279*, 2023.
- [29] Diederik P Kingma and Jimmy Ba. Adam: A method for stochastic optimization. *arXiv preprint arXiv:1412.6980*, 2014.
- [30] Diederik P Kingma and Max Welling. Auto-encoding variational bayes. *arXiv preprint arXiv:1312.6114*, 2013.
- [31] Alex Krizhevsky, Geoffrey Hinton, et al. Learning multiple layers of features from tiny images. 2009.
- [32] PKU-Yuan Lab and Tuzhan AI etc. Open-sora-plan, April 2024.
- [33] Tsung-Yi Lin, Michael Maire, Serge Belongie, James Hays, Pietro Perona, Deva Ramanan, Piotr Dollár, and C Lawrence Zitnick. Microsoft coco: Common objects in context. In *ECCV*, pages 740–755. Springer, 2014.
- [34] Xingchao Liu, Chengyue Gong, and Qiang Liu. Flow straight and fast: Learning to generate and transfer data with rectified flow. *arXiv preprint arXiv:2209.03003*, 2022.
- [35] Xingchao Liu, Xiwen Zhang, Jianzhu Ma, Jian Peng, et al. InstafLOW: One step is enough for high-quality diffusion-based text-to-image generation. In *ICLR*, 2023.
- [36] Ilya Loshchilov and Frank Hutter. Decoupled weight decay regularization. *arXiv preprint arXiv:1711.05101*, 2017.
- [37] Cheng Lu, Yuhao Zhou, Fan Bao, Jianfei Chen, Chongxuan Li, and Jun Zhu. Dpm-solver: A fast ode solver for diffusion probabilistic model sampling in around 10 steps. *NeurIPS*, 35:5775–5787, 2022.
- [38] Xin Ma, Yaohui Wang, Gengyun Jia, Xinyuan Chen, Ziwei Liu, Yuan-Fang Li, Cunjian Chen, and Yu Qiao. Latte: Latent diffusion transformer for video generation. *arXiv preprint arXiv:2401.03048*, 2024.

- [39] Alexander Quinn Nichol and Prafulla Dhariwal. Improved denoising diffusion probabilistic models. In *ICML*, pages 8162–8171. PMLR, 2021.
- [40] OpenAI. Dalle-2, 2023.
- [41] OpenAI. Sora, 2024.
- [42] William Peebles and Saining Xie. Scalable diffusion models with transformers. In *ICCV*, pages 4195–4205, 2023.
- [43] Ziheng Qin, Kai Wang, Zangwei Zheng, Jianyang Gu, Xiangyu Peng, Zhaopan Xu, Daquan Zhou, Lei Shang, Baigui Sun, Xuansong Xie, et al. Infobatch: Lossless training speed up by unbiased dynamic data pruning. *arXiv preprint arXiv:2303.04947*, 2023.
- [44] Alec Radford, Jong Wook Kim, Chris Hallacy, Aditya Ramesh, Gabriel Goh, Sandhini Agarwal, Girish Sastry, Amanda Askell, Pamela Mishkin, Jack Clark, et al. Learning transferable visual models from natural language supervision. In *ICML*, pages 8748–8763. PMLR, 2021.
- [45] Colin Raffel, Noam Shazeer, Adam Roberts, Katherine Lee, Sharan Narang, Michael Matena, Yanqi Zhou, Wei Li, and Peter J Liu. Exploring the limits of transfer learning with a unified text-to-text transformer. *JMLR*, 21(140):1–67, 2020.
- [46] Robin Rombach, Andreas Blattmann, Dominik Lorenz, Patrick Esser, and Björn Ommer. High-resolution image synthesis with latent diffusion models. In *CVPR*, pages 10684–10695, 2022.
- [47] Olaf Ronneberger, Philipp Fischer, and Thomas Brox. U-net: Convolutional networks for biomedical image segmentation. In *MICCAI*, pages 234–241. Springer, 2015.
- [48] Dohoon Ryu and Jong Chul Ye. Pyramidal denoising diffusion probabilistic models. *arXiv preprint arXiv:2208.01864*, 2022.
- [49] Chitwan Saharia, William Chan, Saurabh Saxena, Lala Li, Jay Whang, Emily L Denton, Kamyar Ghasemipour, Raphael Gontijo Lopes, Burcu Karagol Ayan, Tim Salimans, et al. Photorealistic text-to-image diffusion models with deep language understanding. *NeurIPS*, 35:36479–36494, 2022.
- [50] Tim Salimans, Ian Goodfellow, Wojciech Zaremba, Vicki Cheung, Alec Radford, and Xi Chen. Improved techniques for training gans. *NeurIPS*, 29, 2016.
- [51] Uriel Singer, Adam Polyak, Thomas Hayes, Xi Yin, Jie An, Songyang Zhang, Qiyuan Hu, Harry Yang, Oron Ashual, Oran Gafni, et al. Make-a-video: Text-to-video generation without text-video data. *arXiv preprint arXiv:2209.14792*, 2022.
- [52] Jascha Sohl-Dickstein, Eric Weiss, Niru Maheswaranathan, and Surya Ganguli. Deep unsupervised learning using nonequilibrium thermodynamics. In *ICML*, pages 2256–2265. PMLR, 2015.
- [53] Jiaming Song, Chenlin Meng, and Stefano Ermon. Denoising diffusion implicit models. *arXiv preprint arXiv:2010.02502*, 2020.
- [54] Yang Song, Prafulla Dhariwal, Mark Chen, and Ilya Sutskever. Consistency models. *arXiv preprint arXiv:2303.01469*, 2023.
- [55] Endre Süli and David F Mayers. *An introduction to numerical analysis*. Cambridge university press, 2003.
- [56] Kai Wang, Zhaopan Xu, Yukun Zhou, Zelin Zang, Trevor Darrell, Zhuang Liu, and Yang You. Neural network diffusion. *arXiv preprint arXiv:2402.13144*, 2024.
- [57] Xiang* Wang, Hangjie* Yuan, Shiwei* Zhang, Dayou* Chen, Jiuniu Wang, Yingya Zhang, Yujun Shen, Deli Zhao, and Jingren Zhou. Videocomposer: Compositional video synthesis with motion controllability. *arXiv preprint arXiv:2306.02018*, 2023.

- [58] Zhendong Wang, Yifan Jiang, Huangjie Zheng, Peihao Wang, Pengcheng He, Zhangyang Wang, Weizhu Chen, Mingyuan Zhou, et al. Patch diffusion: Faster and more data-efficient training of diffusion models. *NeurIPS*, 36, 2024.
- [59] Jay Zhangjie Wu, Yixiao Ge, Xintao Wang, Stan Weixian Lei, Yuchao Gu, Wynne Hsu, Ying Shan, Xiaohu Qie, and Mike Zheng Shou. Tune-a-video: One-shot tuning of image diffusion models for text-to-video generation. *arXiv preprint arXiv:2212.11565*, 2022.
- [60] Zike Wu, Pan Zhou, Kenji Kawaguchi, and Hanwang Zhang. Fast diffusion model. *arXiv preprint arXiv:2306.06991*, 2023.
- [61] Tianshuo Xu, Peng Mi, Ruilin Wang, and Yingcong Chen. Towards faster training of diffusion models: An inspiration of a consistency phenomenon. *arXiv preprint arXiv:2404.07946*, 2024.
- [62] Ruihan Yang, Prakhar Srivastava, and Stephan Mandt. Diffusion probabilistic modeling for video generation. *arXiv preprint arXiv:2203.09481*, 2022.
- [63] David Junhao Zhang, Jay Zhangjie Wu, Jia-Wei Liu, Rui Zhao, Lingmin Ran, Yuchao Gu, Difei Gao, and Mike Zheng Shou. Show-1: Marrying pixel and latent diffusion models for text-to-video generation. *arXiv preprint arXiv:2309.15818*, 2023.
- [64] David Junhao Zhang, Jay Zhangjie Wu, Jia-Wei Liu, Rui Zhao, Lingmin Ran, Yuchao Gu, Difei Gao, and Mike Zheng Shou. Show-1: Marrying pixel and latent diffusion models for text-to-video generation. *arXiv preprint arXiv:2309.15818*, 2023.
- [65] Lvmin Zhang, Anyi Rao, and Maneesh Agrawala. Adding conditional control to text-to-image diffusion models. In *ICCV*, pages 3836–3847, 2023.
- [66] Hongkai Zheng, Weili Nie, Arash Vahdat, and Anima Anandkumar. Fast training of diffusion models with masked transformers. *arXiv preprint arXiv:2306.09305*, 2023.
- [67] Daquan Zhou, Weimin Wang, Hanshu Yan, Weiwei Lv, Yizhe Zhu, and Jiashi Feng. Magicvideo: Efficient video generation with latent diffusion models. *arXiv preprint arXiv:2211.11018*, 2022.
- [68] Jun-Yan Zhu, Taesung Park, Phillip Isola, and Alexei A Efros. Unpaired image-to-image translation using cycle-consistent adversarial networks. In *ICCV*, pages 2223–2232, 2017.

A More Detail of Experiments

In this section, we introduce detailed experiment settings, datasets, and architectures.

A.1 Architecture and Training Recipe.

We utilize U-Net and DiT as our base architecture in the diffusion model. pre-trained VAE which loads checkpoints from [huggingface](#) is employed to be latent encoder. Following U-Net implementation from [LDM](#) and DiT from official implementation, we provide the architecture detail in Tab. 6. We provide our basic training recipe and evaluation setting with specific details in Tab. 7.

| Architecture | input size | input channels | patch size | model depth | hidden size | attention heads |
|--------------|----------------|----------------|------------|-------------|-------------|-----------------|
| U-Net | 32×32 | 3 | - | 8 | 128 | 1 |
| DiT-XL/2 | 32×32 | 4 | 2 | 28 | 1152 | 16 |
| DiT-S/2 | 32×32 | 4 | 2 | 12 | 384 | 6 |

Table 6: Architecture detail of U-Net and DiT on MetFaces, FFHQ, and ImageNet.

| | MetFaces 256×256 | FFHQ 256×256 | ImageNet-1K 256×256 |
|-----------------------------|---------------------------|-------------------------|------------------------------|
| latent size | $32 \times 32 \times 3$ | $32 \times 32 \times 3$ | $32 \times 32 \times 3$ |
| class-conditional | | | ✓ |
| diffusion steps | 1000 | 1000 | 1000 |
| noise schedule | linear | linear | linear |
| batch size | 256 | 256 | 256 |
| training iterations | 50K | 50K | 400K |
| optimizer | AdamW | AadamW | AdamW |
| learning rate | 1e-4 | 1e-4 | 1e-4 |
| weight decay | 0 | 0 | 0 |
| sample algorithm | DDPM | DDPM | DDPM |
| number steps in sample | 250 | 250 | 250 |
| number sample in evaluation | 10,000 | 10,000 | 10,000 |

Table 7: Our basic training recipe based on MetFaces, FFHQ, ImageNet datasets

A.2 Datasets

CIFAR-10. CIFAR-10 datasets consist of 32×32 size colored natural images divided into categories. It uses 50,000 in images for training and [EDM evaluation suite](#) in image generation.

MetFaces is an image dataset of human faces extracted from works of art. It consists of 1336 high-quality PNG images at 1024×1024 resolution. We download it at 256 resolution from [kaggle](#).

FFHQ is a high-quality image dataset of human faces, contains 70,000 images. We download it at 256×256 resolution from [kaggle](#).

ImageNet-1K is the subset of the ImageNet-21K dataset with 1,000 categories. It contains 1,281,167 training images and 50,000 validation images.

MSCOCO is a large-scale text-image pair dataset. It contains 118K training text-image pairs and 5K validation images. We download it from [official website](#).

FaceForensics is a video dataset consisting of more than 500,000 frames containing faces from 1004 videos that can be used to study image or video forgeries.

A.3 Detail of MDT + Speed Experiment

MDT utilizes an asymmetric diffusion transformer architecture, which is composed of three main components: an encoder, a side interpolator, and a decoder. During training, a subset of the latent embedding patches is randomly masked using Gaussian noise with a masking ratio. Then, the remaining latent embedding, along with the full latent embedding is input into the diffusion model.

Following the official implementation of MDT, We utilize DiT-S/2 and MDT-S/2 as our base architecture, whose total block number both is 12 and the number of decoder layers in MDT is 2. We

employ the AdamW [36] optimizer with constant learning rate 1e-4 using 256 batch size without weight decay on class-conditional ImageNet with an image resolution of 256². We perform training on the class-conditional ImageNet dataset with images of resolution 256x256. The diffusion models are trained for a total of 1000K iterations, utilizing a mask ratio of 0.3.

A.4 Detail of FDM + Speed Experiment

FDM add the momentum to the forward diffusion process with a scale that control the weight of momentum for faster convergence to the target distribution. Following official implementation, we train diffusion models of EDM and FDM. We retrain these official network architecture which is U-Net with positional time embedding with dropout rate 0.13 in training. We adopt Adam optimizer with learning rate 1e-3 and batch size 512 to train each model by a total of 200 million images of 32² CIFAR-10 dataset. During training, we adopt a learning rate ramp-up duration of 10 Mimgs and set the EMA half-life as 0.5 Mimgs. For evaluation, EMA models generate 50K images using EDM sampler based on Heun’s 2nd order method [55].

A.5 Text-to-Image Experiment Detail

In text to image task, diffusion models synthesize images with textual prompts. For understanding textual prompts, text-to-image models need semantic text encoders to encode language text tokens into text embedding. We incorporate a pre-trained CLIP language encoder, which processes text with a maximum token length of 77. DiT-XL/2 is employed as our base diffusion architecture. We employ AdamW optimizer with a constant learning rate 1e-4 without weight decay. We train text-to-image diffusion models for 400K training iterations on MS-COCO training dataset and evaluate the FID and CLIP score on MS-COCO validation dataset. To enhance the quality of conditional image synthesis, we implement classifier-free guidance with 1.5 scale factor.

A.6 Theoretical Analysis

A.6.1 Notations

In this section, we will introduce the main auxiliary notations and the quantities that need to be used. The range of schedule hyper-parameter group $\{\beta_t\}_{t \in [T]}$ turns out to be $t = 1$ to $t = T$. For analytical convenience, we define β_0 as $\beta_0 := \beta_1 - \Delta_\beta/T$.

Another auxiliary notation is forward ratio ρ_t , which is defined as $\rho_t = t/T$. Forward ratio provide an total number free notation for general diffusion process descriptions.

Based on the two auxiliary notations β_0 and ρ_t , the expression of β_t with respect to the forward process ratio is $\beta_t = \beta_0 + \Delta_\beta \rho_t$.

The relationship between α_t and β_t is recalled and re-written as follows: $\alpha_t = 1 - \beta_t = 1 - \beta_0 - \Delta_\beta \rho_t$. $\bar{\alpha}_t$ the multiplication of α_t is re-written as $\bar{\alpha}_t = \prod_{s=1}^t (1 - \beta_0 - \Delta_\beta \rho_s)$.

Perturbed samples’ distribution: $x_t|x_0 \sim \mathcal{N}(\sqrt{\bar{\alpha}_t}x_0, (1 - \bar{\alpha}_t)\mathbf{I})$

A.6.2 Auxiliary Lemma and Core Theorem

Lemma 1 (Bounded α by β). *In DDPM [19], using a simple equivariant series $\{\beta_t\}_{t \in [T]}$ to simplify the complex cumulative products $\{\bar{\alpha}_t\}_{t \in [T]}$, we obtain the following auxiliary upper bound of $\bar{\alpha}_t$.*

$$\bar{\alpha}_t \leq \exp\left\{-\left(\beta_0 t + \frac{\Delta_\beta t^2}{2T}\right)\right\}$$

A.6.3 Propositions

Proposition A.1 (Jensen’s inequality). *If f is convex, we have:*

$$\mathbf{E}_X f(X) \geq f(\mathbf{E}_X X).$$

A variant of the general one shown above:

$$\left\| \sum_{i \in [N]} x_i \right\|^2 \leq N \sum_{i \in [N]} \|x_i\|^2.$$

Proposition A.2 (triangle inequality). *The triangle inequality is shown as follows, where $\|\cdot\|$ is a norm and A, B is the quantity in the corresponding norm space:*

$$\|A + B\| \leq \|A\| + \|B\|$$

Proposition A.3 (matrix norm compatibility). *The matrix norm compatibility, $A \in \mathbb{R}^{a \times b}$, $B \in \mathbb{R}^{b \times c}$, $v \in \mathbb{R}^b$:*

$$\begin{aligned} \|AB\|_m &\leq \|A\|_m \|B\|_m \\ \|Av\|_m &\leq \|A\|_m \|v\|. \end{aligned}$$

Proposition A.4 (Peter Paul inequality).

$$2\langle x, y \rangle \leq \frac{1}{\epsilon} \|x\|^2 + \epsilon \|y\|^2$$

A.6.4 Proof of Lemma 1

Proof. To proof the auxiliary Lemma 1, we re-arrange the notation of $\bar{\alpha}_t$ as shown in Section A.6.1, and we have the following upper bound:

$$\begin{aligned} \log \bar{\alpha}_t &= \sum_{s=1}^t \log(1 - \beta_0 - \Delta_\beta \rho_s) \\ &\leq t \log\left(\frac{1}{t} \sum_{s=1}^t (1 - \beta_0 - \Delta_\beta \rho_s)\right) \\ &= t \log\left(1 - \beta_0 - \Delta_\beta \frac{1}{t} \sum_{s=1}^t \frac{s}{T}\right) \\ &= t \log\left(1 - \beta_0 - \Delta_\beta \frac{t+1}{2T}\right) \\ &\leq -\left(\beta_0 t + \frac{\Delta_\beta (t+1)t}{2T}\right), \end{aligned}$$

where the two inequalities are by the concavity of log function and the inequality: $\log(1+x) \leq x$. Taking exponents on both sides simultaneously, we have:

$$\bar{\alpha}_t \leq \exp\left\{-\left(\beta_0 t + \frac{\Delta_\beta t^2}{2T}\right)\right\}.$$

□

A.6.5 Proof of Theorem 1

Before the proof of the theorem, we note that the samples $x_t|x_0 \sim \mathcal{N}(\mu_t, \Sigma_t)$ have the following bounds with Lemma 1:

- Reformulate the expression of $\sqrt{\bar{\alpha}}$, we have the mean vector μ_t 's components $\dot{\mu}_t$ bounded by \dot{x}_0 the corresponding components of data x_0 as follows:

$$\dot{\mu}_t = \sqrt{\bar{\alpha}_t} \dot{x}_0 \leq \exp\left\{-\frac{1}{2}\left(\beta_0 t + \frac{\Delta_\beta t^2}{2T}\right)\right\} \dot{x}_0,$$

- Reformulate the expression of $\bar{\alpha}$, we have a partial order relation on the cone about covariance matrix of $x_t|x_0$ as follows:

$$\Sigma_t = (1 - \bar{\alpha}_t)\mathbf{I} \succeq \left(1 - \exp\left\{-\left(\beta_0 t + \frac{\Delta_\beta t^2}{2T}\right)\right\}\right)\mathbf{I}.$$

Proof. The process increment at given t^{th} time step is $\delta_t = x_{t+1} - x_t$. δ_t is a Gaussian process as follows:

$$\delta_t \sim \mathcal{N}\left(\underbrace{(\sqrt{\alpha_{t+1}} - 1)\sqrt{\bar{\alpha}_t}x_0}_{\phi_t}, \underbrace{[2 - \bar{\alpha}_t(1 + \alpha_{t+1})\mathbf{I}]}_{\Psi_t}\right)$$

The theorem’s key motivation is that the label is noisy, and noisy magnitude is measured by mean vector’s norm $\|\phi_t\|$ and covariance matrix Ψ_t .

The upper bounds of mean vectors’ norm and the partial order of covariance matrix at different time step t are shown as follows:

$$\begin{aligned} \|\phi_t\|^2 &\leq (\sqrt{\alpha_{t+1}} - 1)^2 \bar{\alpha}_t \|\mathbb{E}x_0\|^2 \\ &\leq (1 - \alpha_{t+1}) \bar{\alpha}_t \|\mathbb{E}x_0\|^2 \\ &\leq \underbrace{(\beta_0 + \Delta_\beta \rho_{t+1})}_{\beta_{t+1}} \exp\left\{-\underbrace{(\beta_0 + \frac{\Delta_\beta t}{2T})}_{\beta_{t/2}} t\right\} \|\mathbb{E}x_0\|^2 \\ &\leq \beta_{\max} \exp\left\{-\underbrace{(\beta_0 + \frac{\Delta_\beta t}{2T})}_{\beta_{t/2}} t\right\} \|\mathbb{E}x_0\|^2 \end{aligned}$$

where the inequalities are by Lemma 1, $(1 - x)^2 \leq (1 - x^2) = (1 - x)(1 + x)$, when $x \in [0, 1]$, and $\beta_{t+1} \leq \beta_{\max}$

$$\begin{aligned} \Psi_t &= [2(1 - \bar{\alpha}_t) + \bar{\alpha}_t(\beta_0 + \Delta_\beta \rho_{t+1})\mathbf{I}] \\ &\succeq 2(1 - \exp\left\{-\underbrace{(\beta_0 + \frac{\Delta_\beta t}{2T})}_{\beta_{t/2}} t\right\})\mathbf{I} + \bar{\alpha}_t \beta_{t+1} \mathbf{I} \\ &\succeq 2(1 - \exp\left\{-\underbrace{(\beta_0 + \frac{\Delta_\beta t}{2T})}_{\beta_{t/2}} t\right\})\mathbf{I} \end{aligned}$$

where the inequalities are by Lemma 1 and $\bar{\alpha}_t \beta_{t+1} \mathbf{I} \succeq \mathbf{0}$. The residual term is

$$\bar{\alpha}_t \beta_{t+1} = \beta_{t+1} \prod_{s=1}^t (1 - \beta_s) \geq \exp\{\log \beta_{t+1} + t \log(1 - \beta_t)\}$$

□

B More Experiment Results

Efficiency comparisons. In Fig. 7, besides the Min-SNR and CLTS, we show the efficiency comparison with P2 and Log-Normal methods. One can find that our method consistently accelerates the diffusion training in large margins.

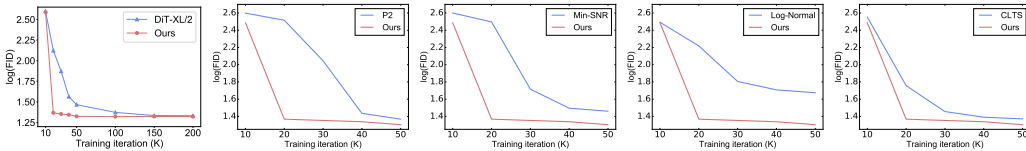


Figure 7: More efficiency comparison on MetFaces.

Super resolution with Speed. We employ Speed to super-resolution image generation on 512×512 MetFaces compared with vanilla DiT. We train DiT-XL/2 for 100K training iterations and compare the FID score at 50K, 100K training iterations. The batch size is 32 for saving the GPU memory. As shown in 8, Speed obtain better performance than vanilla DiT at same training iterations on 512^2 MetFaces dataset. It indicates that Speed can achieve training acceleration on super-resolution tasks.

Table 8: Super resolution.

| Method | 50K | 100K |
|----------|------|------|
| DiT-XL/2 | 77.9 | 35.4 |
| Speed | 48.7 | 10.6 |

C Other Related Works

We discuss other works related to SpeeD, including Text to Image and Video generation. Another point to mention is that we learn from InfoBatch [43] in writing.

Text to image generation with diffusion models Text-to-image generation has emerged as a hotly contested and rapidly evolving field in recent years, with an explosion of related industrial products springing up [2, 6, 11, 46, 49]. Convert textual descriptions into corresponding visual content, models not only learn to synthesize image content but also ensuring alignment with the accompanying textual descriptions. To better align images with textual prompt guidance, previous work has primarily focused on enhancements in several schemes including strengthening the capacity of text encoder [44, 45] improving the condition plugin module in diffusion model [65], improving data quality [2].

Video generation with diffusion models. As diffusion models achieve tremendous success in image generation, video generation has also experienced significant breakthroughs, marking the field’s evolution and growth. Inspired by image diffusion, pioneering works such as RVD [62] and VDM [20] explore video generation using diffusion methods. Utilizing temporal attention and latent modeling mechanisms, video diffusion has advanced in terms of generation quality, controllability, and efficiency [14, 16, 18, 51, 57, 59, 64, 67]. Notably, Stable Video Diffusion [3] and Sora [5] achieve some of the most appealing results in the field.

Other diffusion acceleration works To achieve better results with fewer NFE steps, Consistency Models [54] and Consistency Trajectory Models [28] employ consistency loss and novel training methods. Rectified Flow [34], followed by Instaflow [35], introduces a new perspective to obtain straight ODE paths with enhanced noise schedule and improved prediction targets, together with the reflow operation.

D Visualization



Figure 8: Comparisons to the baseline and other acceleration methods.

Comparisons to the baseline and other methods. The Fig. 8 compares our method (Ours) with the baseline and other acceleration methods (P2 and Min-SNR) in terms of FID scores at various training iterations (K). The baseline method starts with a high FID score of 335.2 and gradually decreases

to 12.8, showing slow convergence and less sharp final images. P2 begins with a slightly higher FID score of 357.9 and reduces to 15.0, improving faster than the baseline but still exhibiting slower convergence compared to Min-SNR and our method. Min-SNR starts with 334.1 and achieves a final score of 12.2, producing clearer and higher quality images consistently compared to the baseline and P2. Our method stands out, starting with a significantly lower FID score of 289.3 and rapidly dropping to 9.9, demonstrating the fastest convergence and the best overall image quality. This rapid decrease highlights the efficiency of our approach, requiring fewer iterations to produce high-quality results. Overall, our method outperforms the baseline, P2, and Min-SNR in both speed and quality of image generation, proving its effectiveness in accelerating the training of diffusion models.

Visualizations of the generated images. The figures above illustrate the quality of images generated by our method across various datasets, including CIFAR-10, FFHQ, MetFaces, and ImageNet-1K. In Fig. 9, the generated images from the CIFAR-10 dataset display distinct and recognizable objects, even for challenging categories. Fig. 10 presents generated images from the FFHQ dataset, showcasing diverse and realistic human faces with varying expressions and features. Fig. 11 exhibits images from the MetFaces dataset, depicting detailed and lifelike representations of artistic portraits. Finally, Fig. 12 includes images from the ImageNet-1K dataset, featuring a wide range of objects and scenes with excellent accuracy and visual fidelity. These results emphasize the superior performance of our method in generating high-quality images across different datasets, indicating its potential for broader applications in image synthesis and computer vision tasks.




Figure 9: Generated images of CIFAR-10.



Figure 10: Generated images of FFHQ.



Figure 11: Generated images of MetFaces.




Figure 12: Generated images of ImageNet-1K.