








# Oblivious Monitoring for Discrete-Time STL via Fully Homomorphic Encryption<sup>\*</sup>

Masaki Waga<sup>1</sup>, Kotaro Matsuoka<sup>1</sup>, Takashi Suwa<sup>1</sup>, Naoki Matsumoto<sup>1</sup>, Ryotaro Banno<sup>2</sup>, Song Bian<sup>3</sup>, and Kohei Suenaga<sup>1</sup>

<sup>1</sup> Graduate School of Informatics, Kyoto University, Kyoto, Japan

<sup>2</sup> Cybozu, Inc.

<sup>3</sup> Beihang University, Beijing, China

**Abstract.** When monitoring a cyber-physical system (CPS) from a remote server, keeping the monitored data secret is crucial, particularly when they contain sensitive information, e. g., biological or location data. Recently, Banno et al. (CAV'22) proposed a protocol for online LTL monitoring that keeps data concealed from the server using *Fully Homomorphic Encryption (FHE)*. We build on this protocol to allow *arithmetic* operations over encrypted values, e. g., to compute a safety measurement combining distance, velocity, and so forth. Overall, our protocol enables oblivious online monitoring of *discrete-time real-valued signals* against signal temporal logic (STL) formulas. Our protocol combines two FHE schemes, CKKS and TFHE, leveraging their respective strengths. We employ CKKS to evaluate arithmetic predicates in STL formulas while utilizing TFHE to process them using a DFA derived from the STL formula. We conducted case studies on monitoring blood glucose levels and vehicles' behavior against the Responsibility-Sensitive Safety (RSS) rules. Our results suggest the practical relevance of our protocol.

**Keywords:** monitoring· cyber-physical systems· signal temporal logic· fully homomorphic encryption· CKKS· TFHE

## 1 Introduction

### 1.1 Monitoring of CPS with confidential information

Given the safety-critical nature of cyber-physical systems (CPSs), monitoring their behavior is crucial, e. g., to detect undesired behavior and prevent safety-critical situations beforehand. For instance, if a monitor detects a hardware issue in a car, the car should come to a safe stop immediately. Monitoring can also enhance the system's comfort. For example, it can enhance smooth traffic flow by advising drivers on appropriate velocity, which helps reduce traffic congestion.

Such specifications are often confidential since they may include proprietary or sensitive information. Although they can be kept unknown to the client by

---

<sup>\*</sup> This is the author (and extended) version of the manuscript of the same name published in the proceedings of the 24th International Conference on Runtime Verification (RV 2024). The final version is available at [www.springer.com](http://www.springer.com).




Fig. 1: Our leading example: a driver-assistance system with remote monitoring. monitoring from a remote server, this exposes the monitored behavior to the server. Such exposure may cause additional security concerns when the monitored behavior contains confidential information, e. g., biological or location data.

*Example 1 (remote vehicle monitoring).* For smooth and safe driving, it is important to maintain proper velocity and distance from other vehicles. Since the desired velocity and distance are typically derived from the driver’s visual observation or sensors on the car, a challenge arises when visibility is limited, e. g., on curving roads (Fig. 1). Remote and centralized monitoring can enhance safety, e. g., a remote server receives driving data from each vehicle, conducts monitoring, and sends a precaution to a car if its preceding car is slow. However, this approach poses a potential privacy issue because tracking vehicle positions may reveal drivers’ personal information (e. g., their home addresses); hence the monitored data should be kept unknown to the server. A more local monitoring approach may resolve this security issue but can introduce another issue: a potential leak of the concrete definition of the desired condition, which may be proprietary.

## 1.2 Oblivious online LTL monitoring

To address this issue, Banno et al. [1] introduced a protocol for LTL monitoring on a server without revealing monitored behavior. Their protocol uses *Fully Homomorphic Encryption (FHE)* [13], which enables computations on ciphertexts. The client sends a series of ciphertexts representing the monitored behavior to the server, and the server monitors it without decryption. Also, the monitoring occurs *online*, incrementally processing a stream of ciphertexts.

However, their protocol is limited to LTL formulas over *Boolean* propositions<sup>4</sup>, i. e., the monitored behavior is limited to a series of Boolean values. Although their protocol can monitor various temporal behaviors, it cannot monitor a series of *numbers* against a specification containing *arithmetic* operations. Particularly, although it can compare numbers with constant thresholds by bit encoding of each value, it is not straightforward to extend their algorithms to efficiently handle specifications including arithmetic operations over multiple ciphertexts. Such limitation is due to their choice of the FHE scheme, specifically *FHE over the Torus (TFHE)* [8]. While TFHE excels at Boolean operations, it is known to be slow for arithmetic operations, e. g., multiplications.

<sup>4</sup> More precisely, their protocol supports regular languages over Booleans.

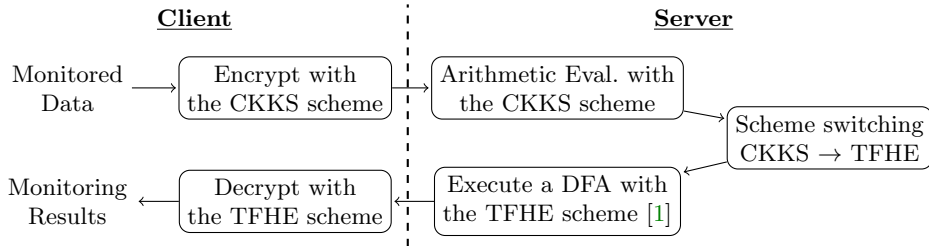


Fig. 2: Our oblivious online STL monitoring protocol combining two FHE schemes: the CKKS and TFHE schemes. The DFA is constructed from the STL formula representing the monitored specification beforehand.

*Example 2.* We continue with [Example 1](#). Both of the above security concerns are resolved by oblivious monitoring, i. e., remotely monitoring driving data without revealing them to a server. However, the protocol in [\[1\]](#) cannot compare the vehicles’ positions against a desired distance computed by arithmetic operations over multiple (encrypted) values, such as their velocities.

### 1.3 Contribution: Oblivious online monitoring of STL formulas with arithmetic operations

We enhance the protocol in [\[1\]](#) to accommodate specifications incorporating arithmetic operations. Specifically, our protocol enables oblivious online monitoring of discrete-time real-valued signals against the safety fragment of *signal temporal logic (STL)* [\[23\]](#) with polynomial constraints as predicates.

Our protocol uses the *Cheon-Kim-Kim-Song (CKKS) scheme* [\[7\]](#) in addition to TFHE to capitalize on their strengths. Specifically, we use CKKS for arithmetic evaluation and TFHE for logical evaluation. [Fig. 2](#) outlines our protocol. Before starting the protocol, the server constructs a DFA from the STL formula representing the monitored specification. The DFA receives a series of truth values of the arithmetic predicates in the STL formula. In our protocol, the client encrypts the monitored data using CKKS and sends the resulting ciphertexts to the server. The client can use either a public or a private key for encryption. We remark that multiple clients can participate in our protocol by sharing the public key. The server uses CKKS to evaluate the polynomial functions in the monitored STL formula. It then conducts scheme switching to obtain a ciphertext in TFHE representing the truth value of each predicate and executes the DFA using an algorithm from [\[1\]](#). Finally, the resulting ciphertext is sent to the client and decrypted within TFHE. The server can only use a private key for decryption.

*Example 3.* We continue with [Example 2](#). We consider a specification: “If the (potentially obscured) vehicle ahead at a moderate distance has been driving slowly for more than two seconds, the ego vehicle should start decelerating”. The desired velocity can be computed, for example, based on the *responsibility-sensitive safety (RSS)* model [\[30\]](#), which models the safe distance as a polynomial of both vehicles’ velocities with some vehicle specific parameters as con-

stants. Notice that such parameters can be kept secret. In our protocol, the vehicles encrypt their positions and velocities using a public key and send them to the server. Using CKKS, the server computes the desired distance  $dist_{good}$  and compares it with the observed distance  $x_{front} - x_{ego}$ . Then, the truth value of  $x_{front} - x_{ego} \geq dist_{good}$  is switched to TFHE and fed to the DFA constructed from the specification to detect the above undesired situation. Finally, an alert system (e.g., a digital road sign), which we assume has a private key, receives the monitoring result and sends a precaution to the driver.

Our use of the FHE schemes is based on the following observation about FHE-based stream processing:

The CKKS scheme is suitable for element-wise pre-computation by polynomial arithmetic operations; The TFHE scheme is suitable for accumulation over a stream by (potentially) non-polynomial operations, including Boolean operations.

The reasoning behind this observation is summarized as follows. We will go into more detail in [Section 3](#).

- CKKS is dedicated to but highly efficient for polynomial arithmetic operations, whereas TFHE supports any operations encoded by look-up tables (LUTs), including Boolean operations.
- CKKS requires a bound of the depth of the operations to perform efficiently, while TFHE does not require it.

There are several methods to switch from CKKS to TFHE schemes (or similar schemes). The existing methods for scheme switching are classified as follows:

1. highly efficient but introducing errors, e.g., [\[4,20\]](#), and
2. highly accurate but slower, e.g., [\[27,3\]](#).

The former approach is particularly used to realize non-polynomial but still (Lipschitz) continuous arithmetic operations (e.g., sigmoid and ReLU in [\[20\]](#)), where a small error during scheme switching does not significantly change the outcome. The latter approach is used to extract a Boolean value via scheme switching, like our usage, since Boolean values flipped by scheme switching can drastically alter the outcome. We propose a scheme-switching algorithm in an approach similar to [\[3\]](#) with the following improvements:

- Our algorithm is based on a recent FHE operation called *homomorphic decomposition* [\[22\]](#), which is known to be more efficient than *homomorphic flooring* [\[19\]](#) used in [\[3\]](#) with minor improvements.
- We optimize scheme switching by ignoring the “lower bits” of the ciphertexts.
- We scale the ciphertexts assuming that the server knows the possible range of monitored signals as domain knowledge.

Table 1: Comparison of FHE-based monitoring methods.

	Used FHE Scheme	Arithmetic operations	Specification is secret
<b>Ours</b>	CKKS [7] and TFHE [8]	Yes	Yes
[1]	TFHE [8]	No	Yes
[31]	CKKS [7]	Yes	No

Conceptually, the scaling normalizes the encrypted values so that errors introduced by scheme switching do not cause overflow (as signed  $N$ -bit integers). Thanks to such normalization, our scheme switching can handle very small values even if we ignore the “lower bits” for optimization. We decide the scaling factor from the range of signals.

We implemented the oblivious discrete-time STL monitoring algorithms in C++20 and evaluated their efficiency through two case studies: monitoring

1. blood glucose levels and
2. vehicle behavior against RSS rules.

The experimental results suggest the practical relevance of our protocol.

Overall, our contributions are summarized as follows.

- We propose an online oblivious monitoring protocol for discrete-time STL.
- We optimized scheme switching tailored to our purpose.
- We show the practical relevance of our protocol via experimental evaluations.

*Related work* Table 1 summarizes FHE-based monitoring methods. As previously mentioned, our method is based on [1] and handles arithmetic operations by bridging the CKKS and TFHE schemes. Triakosia et al. [31] proposed a method for oblivious monitoring of manufacturing quality measures with CKKS. The approach in [31] is collaborative: the server conducts polynomial operations using CKKS, while the client conducts non-polynomial operations (e. g., branching) without using FHE techniques. This is done by

1. decrypting the ciphertexts sent from the server,
2. conducting non-polynomial operations over plaintexts,
3. encrypting the result, and
4. sending it back to the server.

This collaborative approach inherently allows the client to access the monitored specification. In contrast, our monitoring algorithm runs entirely on the server, thereby ensuring the specification remains confidential and not exposed to the client.

*Organization of the paper* Following an overview of the preliminaries in Section 2, we present our online oblivious STL monitoring protocol in Section 3. We show its experimental evaluation in Section 4 and conclude in Section 5.

## 2 Preliminaries

We denote the reals, integers, naturals and positive naturals by  $\mathbb{R}$ ,  $\mathbb{Z}$ ,  $\mathbb{N}$ , and  $\mathbb{N}_{>0}$ , respectively. For  $r \in \mathbb{R}$ , we let  $\lfloor r \rfloor \in \mathbb{Z}$  be the maximum integer satisfying  $\lfloor r \rfloor \leq r$ . For a set  $X$ , we denote its powerset by  $\mathcal{P}(X)$ , the set of infinite sequences of  $X$  by  $X^\omega$ , and the set of sequences of  $X$  of length  $n$  by  $X^n$ , where  $n \in \mathbb{N}$ . We let  $X^* = \bigcup_{n \in \mathbb{N}} X^n$  and  $X^\infty = X^* \cup X^\omega$ . For  $w \in X^*$  and  $w' \in X^\infty$ , we let  $w \cdot w' \in X^\infty$  be their juxtaposition. For  $w \in X^*$ , we let  $w_{\leq n}$  be the prefix of  $w$  of length  $n$  for  $n \leq |w|$ , where  $|w|$  is the length of  $w$ . We let  $\varepsilon$  be the empty sequence. For a DFA  $\mathcal{A}$ , we denote its language by  $\mathcal{L}(\mathcal{A})$ .

### 2.1 Discrete-time signal temporal logic

Let  $\mathcal{V}$  be the finite set of variables. A (discrete-time) *signal*  $\sigma \in (\mathbb{R}^{\mathcal{V}})^\infty$  is a finite or infinite sequence of functions  $\sigma_i: \mathcal{V} \rightarrow \mathbb{R}$ . We also call such  $\sigma_i$  a (signal) valuation.

*Signal temporal logic (STL)* [23] is a widely used formalism to represent behaviors of signals. We use its variant for discrete-time signals.

**Definition 4 (signal temporal logic).** *For a finite set  $\mathcal{V}$  of variables, the syntax of signal temporal logic (STL) is defined as follows, where<sup>5</sup>  $\mu: \mathbb{R}^{\mathcal{V}} \rightarrow \mathbb{R}$ ,  $d \in \mathbb{R}$ , and  $i, j \in \mathbb{N} \cup \{+\infty\}$  satisfying  $i < j$ .*

$$\varphi, \varphi' ::= \top \mid \mu \geq d \mid \neg\varphi \mid \varphi \vee \varphi' \mid \mathcal{X}\varphi \mid \varphi \mathcal{U}_{[i,j]} \varphi'$$

For an STL formula  $\varphi$ , we let  $\text{Pred}(\varphi)$  be the set of inequalities  $\mu \geq d$  in  $\varphi$ . We define the following as syntax sugar:  $\perp \equiv \neg\top$ ,  $\mu < d \equiv \neg(\mu \geq d)$ ,  $\varphi \Rightarrow \varphi' \equiv (\neg\varphi) \vee \varphi'$ ,  $\varphi \wedge \varphi' \equiv \neg(\neg\varphi \vee \neg\varphi')$ ,  $\diamond_{[i,j]}\varphi \equiv \top \mathcal{U}_{[i,j]}\varphi$ ,  $\square_{[i,j]}\varphi \equiv \neg\diamond_{[i,j]}\neg\varphi$ ,  $\varphi \mathcal{R}_{[i,j]}\varphi' \equiv \neg(\neg\varphi \mathcal{U}_{[i,j]}\neg\varphi')$ , and  $\varphi \bar{\mathcal{R}}_{[i,j]}\varphi' \equiv \varphi \mathcal{R}_{[i,j]}(\varphi \vee \varphi')$ .

For an STL formula  $\varphi$ , an *infinite* signal  $\sigma = \sigma_1, \sigma_2, \dots$ , and  $k \in \mathbb{N}$ , the satisfaction relation  $(\sigma, k) \models \varphi$  is inductively defined as follows.

$$\begin{aligned} (\sigma, k) \models \top & \quad (\sigma, k) \models \mu \geq d \iff \mu(\sigma_k) \geq d & \quad (\sigma, k) \models \neg\varphi \iff (\sigma, k) \not\models \varphi \\ (\sigma, k) \models \varphi \vee \varphi' & \iff (\sigma, k) \models \varphi \vee (\sigma, k) \models \varphi' & \quad (\sigma, k) \models \mathcal{X}\varphi \iff (\sigma, k+1) \models \varphi \\ (\sigma, k) \models \varphi \mathcal{U}_{[i,j]}\varphi' & \iff \exists l \in \{k+i, k+i+1, \dots, k+j-1\}. (\sigma, l) \models \varphi' \\ & \quad \wedge \forall m \in \{k, k+1, \dots, l-1\}. (\sigma, m) \models \varphi \end{aligned}$$

We let  $\sigma \models \varphi$  if we have  $(\sigma, 0) \models \varphi$ . An STL formula  $\varphi$  is called a *safety* property if for any infinite signal  $\sigma$  satisfying  $\sigma \not\models \varphi$ , there is a finite prefix  $\sigma_f$  of  $\sigma$  such that for any infinite signal  $\sigma'$ , we have  $\sigma_f \cdot \sigma' \not\models \varphi$ . Such a prefix is called *bad* [18]. Since a discrete-time STL formula  $\varphi$  is easily representable by an LTL [25] formula with  $\text{Pred}(\varphi)$  as atomic propositions, violation of a safety

<sup>5</sup> In our implementation and experiments, we extend  $\mu$  to receive a bounded history of signal valuations, i. e.,  $\mu: (\mathbb{R}^{\mathcal{V}})^N \rightarrow \mathbb{R}$ , where  $N \in \mathbb{N}_{>0}$  is the history bound.

Table 2: Comparison of the TFHE and CKKS schemes.

	Supported Operations	Our usage	Noise reduction by bootstrapping
CKKS	Polynomial operations	Arithmetic operations	Slow
TFHE	Any (by LUTs)	Logical operations	Relatively fast

Table 3: Summary of the ciphertexts used in our protocol.

	Encoded values in CKKS	Encoded values in TFHE	Example usage in our protocol	Notation in this paper
LWE	—	Boolean value	Monitoring results	bold font, e. g., <b>c</b>
RLWE (Approx.)	Reals	Boolean array	Signal valuations	bold font + overline, e. g., $\overline{\mathbf{c}}$
RGSW	—	Boolean value	Truth values of predicates	bold font + tilde, e. g., $\tilde{\mathbf{c}}$

STL formula  $\varphi$  can be monitored by a DFA  $\mathcal{M}_\varphi$  over  $\mathcal{P}(\text{Pred}(\varphi))$ . Namely, the DFA  $\mathcal{M}_\varphi$  takes a sequence  $a_1, a_2, \dots, a_n \in (\mathcal{P}(\text{Pred}(\varphi)))^*$  and decides if the corresponding prefix  $\sigma_f$  of the signal under monitoring is bad or not for  $\varphi$ , where  $a_i = \{\mu \geq d \in \text{Pred}(\varphi) \mid \mu(\sigma_i) \geq d\}$ . See, e. g., [2], for a construction of such a DFA  $\mathcal{M}_\varphi$  (for LTL).

## 2.2 Fully Homomorphic Encryption

*Homomorphic encryption (HE)* [28] is a kind of encryption that enables data evaluation without decryption, i. e., for a plaintext  $p$  and a function  $f$ ,  $f(p)$  is (nearly) equal to  $\mathbf{dec}(f_{\text{HE}}(\mathbf{enc}(p)))$ , where  $\mathbf{enc}(x)$  and  $\mathbf{dec}(y)$  are the encryption and decryption results and  $f_{\text{HE}}$  is the HE counterpart of  $f$ . *Fully HE (FHE)* [13] is a kind of HE such that any function  $f$  can be evaluated without decryption.

In FHEs, ciphertexts based on the *learning with error (LWE)* problem [26] and its ring variant (*RLWE*) [21] are widely used. Let  $n, q \in \mathbb{N}_{>0}$  be security parameters. An LWE ciphertext  $\mathbf{c}_q$  represents a value in the quotient ring  $\mathbb{Z}/q\mathbb{Z}$  of  $\mathbb{Z}$  modulo  $q$ . An RLWE ciphertext  $\overline{\mathbf{c}}_{q,N}$  represents a polynomial of degree  $N - 1$  with coefficients in  $\mathbb{Z}/q\mathbb{Z}$ . We omit  $q$  and  $N$  if they are clear from the context. For both LWE and RLWE, a public key  $\mathbf{pk}$  and a private key  $\mathbf{sk}$  can be used for encryption while decryption requires the private key.

For security purpose, small *noise* is added to LWE and RLWE ciphertexts, and encryption and decryption slightly change the value, i. e., for a plaintext  $p$ ,  $\mathbf{dec}(\mathbf{enc}(p))$  is slightly different from  $p$ . Each FHE scheme has its approach to handle the noise, which we will review later. However, the noise increases over FHE operations, and eventually, the result of the decryption largely deviates from the expected value, which is considered as a failure. For example, for LWE ciphertexts, homomorphic addition doubles the noise on average. The following two approaches are widely used to address this issue:

1. Assuming the number of applications of FHE operations, the noise is sampled so that the decryption is successful throughout the computation;
2. The noise is reduced by a special FHE operation called *bootstrapping* [13] before it becomes too large.

Among various FHE schemes, *Cheon-Kim-Kim-Song scheme (CKKS)* [7] and *FHE over the Torus (TFHE)* [8] are two of the most widely used schemes. Table 2 summarizes their comparison. Table 3 summarizes the encoded value for each kind of ciphertexts in each scheme and our specific usage.

In CKKS, RLWE ciphertexts are usually used. CKKS is typically used to approximately encode real values and apply polynomial operations, e. g., addition, subtraction, and multiplication. When representing a real value  $r \in \mathbb{R}$  by an RLWE ciphertext<sup>6</sup>, we first approximate  $r$  by a multiplication of  $p \in \mathbb{Z}/q\mathbb{Z}$  and a positive floating-point number *scale*, where  $p$  represents a bit-encoding of a signed integer. Then, we use a pair  $(scale, \bar{c}_{q,N})$  of *scale* and an RLWE ciphertext  $\bar{c}_{q,N}$  encrypting a polynomial  $\bar{\mathbf{p}}$  with constant term  $p$  to represent  $r$ . Notice that *scale* is not encrypted because it is typically chosen independently of  $r$ . We usually omit *scale* and simply write  $\bar{c}_{q,N}$ . We let  $\mathbf{enc}_{\text{CKKS}}$  and  $\mathbf{dec}_{\text{CKKS}}$  be the encryption and decryption with the above encoding. In CKKS, errors are simply ignored, assuming that they are much smaller than, e. g., noise in sampling and numeric error. While CKKS is efficient for polynomial operations, it does not support non-polynomial operations. Bootstrapping in CKKS is known to be slow [6], and thus, CKKS is typically employed in situations where an upper bound of the number of applications of FHE operations is known beforehand.

In TFHE, both LWE and RLWE ciphertexts are used. TFHE supports a multiplexer operation: an FHE operation to select one of the values of the given ciphertexts according to the value of another ciphertext (called a control bit). By combining multiplexers, one can implement a look-up table (LUT), which allows to encode any operations with TFHE. In this paper, we use TFHE to encode Boolean values and logical operations, such as AND and OR. Specifically, we use LWEs to represent Boolean values and RLWEs to represent Boolean arrays. One typical encoding used for LWEs is such that  $p \in \mathbb{Z}/q\mathbb{Z}$  represents  $\top$  if and only if  $p \in \{0, 1, \dots, q/2 - 1\}$ . The encoding for RLWEs is similar: we use coefficients as an array of values. The result of the decryption (as a Boolean value) is successful if the noise is small enough, and the plaintext is in the expected range. We let  $\mathbf{enc}_{\text{TFHE}}$  and  $\mathbf{dec}_{\text{TFHE}}$  be the encryption and decryption with the above encoding. Although TFHE supports any operations, it is not as fast as CKKS for polynomial operations, e. g., a single multiplication of two 16-bit integer values takes more than a few seconds [8]. Bootstrapping is relatively fast in TFHE, and thus, TFHE is suitable for handling unbounded length of data, reducing the noise by bootstrapping. Another type of ciphertexts called *RGSW* [14] are also used in TFHE. An RGSW ciphertext is, roughly speaking, a collection of RLWE ciphertexts. When conducting logical operations with TFHE, an RGSW ciphertext represents a Boolean value that is used, e. g., as the control bit of multiplexers.

---

<sup>6</sup> For simplicity, we omit the embedding of multiple values as roots of a polynomial [7] for vectorization, which we do not use in our implementation.



### 2.3 Online algorithm for oblivious DFA execution

Banno et al. [1] proposed two TFHE-based algorithms (REVERSE and BLOCK) to obliviously execute a DFA over  $\{\top, \perp\}$ . They use these algorithms for *online* LTL monitoring by first constructing a DFA  $\mathcal{A}$  over  $\{\top, \perp\}$  from an LTL formula  $\varphi$  over atomic propositions  $\mathbf{AP}$ . The construction is by

1. making a DFA over  $\mathcal{P}(\mathbf{AP})$  from  $\varphi$ , e. g., with [2], and
2. modifying its alphabet to  $\{\top, \perp\}$  by encoding each  $a^{\mathbf{AP}} \in \mathcal{P}(\mathbf{AP})$  by  $a_1, a_2, \dots, a_{|\mathbf{AP}|} \in \{\top, \perp\}^{|\mathbf{AP}|}$ .

Given a sequence  $\tilde{\mathbf{c}}_1^w, \tilde{\mathbf{c}}_2^w, \dots, \tilde{\mathbf{c}}_n^w$  of RGSW ciphertexts representing the input word  $w = a_1 a_2 \dots a_n \in \{\top, \perp\}^*$ , their algorithms return a sequence of LWE ciphertexts representing if prefixes of the input word are accepted by  $\mathcal{A}$ . Their algorithms incrementally process the input word and return prefixes of the result before obtaining the entire input. Thus, they are suitable for online monitoring.

These algorithms are based on another TFHE-based algorithm in [1] for *offline* execution of DFAs. The offline algorithm reads the input word  $w$  *from the tail* to achieve DFA execution only using multiplexers, which is fast for TFHE. In REVERSE, the offline algorithm is applied to the reversed DFA  $\mathcal{A}^{\text{rev}}$ , i. e., the minimum DFA such that  $w \in \mathcal{L}(\mathcal{A}) \iff w^{\text{rev}} \in \mathcal{L}(\mathcal{A}^{\text{rev}})$ , where  $w^{\text{rev}}$  is the reversed word of  $w$ . REVERSE returns the result for each prefix  $w_{\leq i}$  of  $w$ .

In BLOCK, they use a variant of the offline algorithm that also returns an RLWE ciphertext representing the state after reading the given ciphertexts. The input word  $w$  is split into a series of words  $w_1, w_2, \dots, w_N \in (\{\top, \perp\}^B)^*$  of length  $B \in \mathbb{N}_{>0}$ , each word  $w_j$  is fed to the modified offline algorithm from  $j = 1$  to  $j = N$ , and the result for each block is used to choose the state after reading  $w_1, w_2, \dots, w_j$ . Since BLOCK feeds each  $w_j \in \{\top, \perp\}^B$  to the offline algorithm, it returns the result for prefixes  $w_{\leq i}$  such that  $i = B \times j$  for some  $j \in \mathbb{N}$ .

While REVERSE has better scalability with respect to the size of the original LTL formula in terms of the worst case complexity, [1] reports that their practical superiority is inconclusive: REVERSE is typically faster than BLOCK but REVERSE takes much longer time, e. g., when the reversed DFA  $\mathcal{A}^{\text{rev}}$  is huge.

## 3 Oblivious online discrete-time STL monitoring

We propose a protocol for oblivious online STL monitoring based on the algorithms in Section 2.3. In our protocol, the following data are public.

- The dimension of the monitored signal, i. e., the set  $\mathcal{V}$  of variables.
- For each  $x \in \mathcal{V}$ , the range of  $x$  in the monitored signal<sup>7</sup>.
- The security parameters of the FHE schemes.
- The scaling factor *scale* of each RLWE ciphertext within CKKS.

<sup>7</sup> More precisely, it is sufficient if for each predicate  $\mu(\sigma_i) \geq d$  in the monitored specification, the server knows the range of  $\mu(\sigma_i)$  for any valuation  $\sigma_i: \mathcal{V} \rightarrow \mathbb{R}$  in the monitored signal.

---

**Algorithm 1:** Outline of our oblivious online discrete-time STL monitoring algorithm with CKKS and TFHE schemes.

---

**Input:** A safety STL formula  $\varphi$ ,  $B \in \mathbb{N}_{>0} \cup \{*\}$ , and RLWE ciphertexts  $\bar{\mathbf{c}}_1^\sigma, \bar{\mathbf{c}}_2^\sigma, \dots, \bar{\mathbf{c}}_{|\mathcal{V}| \times n}^\sigma$  encrypting the monitored signal  $\sigma = \sigma_1, \sigma_2, \dots, \sigma_n \in (\mathbb{R}^{\mathcal{V}})^*$  within CKKS

**Output:** LWE ciphertexts  $\mathbf{c}_1^{\text{res}}, \mathbf{c}_2^{\text{res}}, \dots, \mathbf{c}_n^{\text{res}}$  within TFHE such that for each  $i \in \{1, 2, \dots, n\}$ , if  $B = *$ ,  $\text{dec}_{\text{TFHE}}(\mathbf{c}_i^{\text{res}}) = \top$  if and only if  $\sigma_{\leq i}$  is bad for  $\varphi$ , and otherwise,  $\text{dec}_{\text{TFHE}}(\mathbf{c}_i^{\text{res}}) = \top$  if and only if  $\sigma_{\leq \lfloor i/B \rfloor B}$  is bad for  $\varphi$ .

```

1  $\mathcal{M}_\varphi \leftarrow \text{makeDFA}(\varphi)$  // We have  $\mathcal{L}(\mathcal{M}_\varphi) = \{\text{BitEnc}(\sigma) \mid \sigma \text{ is bad for } \varphi\}$ .
   // Initialize with one of the algorithms in [1]
2 if  $B = *$  then // We use  $B = *$  to select REVERSE, where refresh interval is always 1.
3   |  $\text{DFAExec} \leftarrow \text{initializeDFAExec}(\text{REVERSE}, \mathcal{M}_\varphi)$ 
4 else
5   |  $\text{DFAExec} \leftarrow \text{initializeDFAExec}(\text{BLOCK}, \mathcal{M}_\varphi, B)$ 
6 for  $i \leftarrow 0$  to  $n - 1$  do
7   for  $\mu \geq d \in \text{Pred}(\varphi)$  do
8     |  $\bar{\mathbf{c}}_{\text{qCKKS}} \leftarrow \text{evalCKKS}(\mu(\bar{\mathbf{c}}_{1+i \times |\mathcal{V}|}^\sigma, \bar{\mathbf{c}}_{2+i \times |\mathcal{V}|}^\sigma, \dots, \bar{\mathbf{c}}_{|\mathcal{V}|+i \times |\mathcal{V}|}^\sigma) - d)$ 
      // scheme switching;  $\text{dec}_{\text{TFHE}}(\bar{\mathbf{c}}_{\text{qTFHE}}^{\text{sign}}) = \top \iff \mu(\sigma_i) \geq d$  holds.
9     |  $\bar{\mathbf{c}}_{\text{qTFHE}}^{\text{sign}} \leftarrow \text{isPositive}(\bar{\mathbf{c}}_{\text{qCKKS}})$ 
10    |  $\text{feed}(\text{DFAExec}, \bar{\mathbf{c}}_{\text{qTFHE}}^{\text{sign}})$ 
11    |  $\mathbf{c}_i^{\text{res}} \leftarrow \text{isAccepting}(\text{DFAExec})$ 

```

---

- Public keys used for encryption.
- Special ciphertexts called *evaluation keys* for some FHE operations, e. g., bootstrapping.

Notice that an upper bound of the depth of the arithmetic operations (in particular, the multiplication) in CKKS can indirectly leak from the security parameters of CKKS.

In contrast, we assume that the following data are private.

- The values of the monitored signal are concealed from the server.
- The private keys are concealed from the server.
- The monitored specification is concealed from the client.

From the server’s perspective, the primary task in this protocol is formulated as follows, where the public data are omitted. We mainly focus on this server-side’s problem.

**Oblivious safety discrete-time STL monitoring problem:**

INPUT: A sequence  $\bar{\mathbf{c}}_1^\sigma, \bar{\mathbf{c}}_2^\sigma, \dots, \bar{\mathbf{c}}_{|\mathcal{V}| \times n}^\sigma$  of RLWE ciphertexts encrypting the monitored signal  $\sigma \in (\mathbb{R}^{\mathcal{V}})^*$  of length  $n$ , a discrete-time STL formula  $\varphi$  representing a safety property, and the refresh interval  $B \in \mathbb{N}_{>0}$  of the results

OUTPUT: A sequence  $\mathbf{c}_1^{\text{res}}, \mathbf{c}_2^{\text{res}}, \dots, \mathbf{c}_n^{\text{res}}$  of LWE ciphertexts s.t. for each  $i \in \{1, 2, \dots, n\}$ ,  $\text{dec}_{\text{TFHE}}(\mathbf{c}_i^{\text{res}}) = \top$  if and only if  $\sigma_{\leq \lfloor i/B \rfloor B}$  is a bad prefix for  $\varphi$

### 3.1 Overview of our oblivious online STL monitoring algorithm

Algorithm 1 outlines our algorithm for oblivious online STL monitoring. We use RLWE ciphertexts within CKKS for the inputs  $\bar{\mathbf{c}}_1^\sigma, \bar{\mathbf{c}}_2^\sigma, \dots, \bar{\mathbf{c}}_{|\mathcal{V}| \times n}^\sigma$  and LWE ciphertexts within TFHE for the outputs  $\mathbf{c}_1^{\text{res}}, \mathbf{c}_2^{\text{res}}, \dots, \mathbf{c}_n^{\text{res}}$ . First, we convert the given STL formula  $\varphi$  to a DFA  $\mathcal{M}_\varphi$  satisfying  $\mathcal{L}(\mathcal{M}_\varphi) = \{\text{BitEnc}(\sigma) \mid$

---

**Algorithm 2: Outline of isPositive.**


---

**Input:** An RLWE ciphertext  $\bar{c}_{q_{\text{CKKS}}}$ , its scaling factor  $scale \in \mathbb{R}$  for CKKS, the maximum value  $maxDiff \in \mathbb{R}_{>0}$  of  $|\text{dec}_{\text{CKKS}}(\bar{c}_{q_{\text{CKKS}}})|$ , the switching size  $k \in \mathbb{N}_{>0}$  in HomDecomp, and the modulus  $q_{\text{CKKS}}$  and  $q_{\text{TFHE}}$  of the quotient ring in the input and output ciphertexts

**Output:** An RGSW ciphertext  $\tilde{c}_{q_{\text{TFHE}}}^{\text{sign}}$  such that if  $\tilde{c}_{q_{\text{TFHE}}}^{\text{sign}}$  and  $\bar{c}_{q_{\text{CKKS}}}$  are decrypted correctly,  $\text{dec}_{\text{TFHE}}(\tilde{c}_{q_{\text{TFHE}}}^{\text{sign}}) = \top \iff \text{dec}_{\text{CKKS}}(\bar{c}_{q_{\text{CKKS}}}) \geq 0$  holds

- 1  $\bar{c}_{q_{\text{CKKS}}}^{\text{scaled}} \leftarrow \text{evalCKKS}(\bar{c}_{q_{\text{CKKS}}} \times \frac{\lfloor q_{\text{CKKS}}/2-1 \rfloor}{maxDiff \times scale})$  // Scale the value space keeping the sign
  - 2  $\bar{c}_{q_{\text{tmp}}}^{\text{scaled}} \leftarrow \text{modSwitch}(\bar{c}_{q_{\text{CKKS}}}^{\text{scaled}}, q_{\text{CKKS}} \rightarrow q_{\text{tmp}})$  // Switch to the intermediate modulus  $q_{\text{tmp}}$
  - 3  $c_{q_{\text{tmp}}}^{\text{scaled}} \leftarrow \text{RLWEToLWE}(\bar{c}_{q_{\text{tmp}}}^{\text{scaled}})$
  - 4  $c_{q_{\text{TFHE}}}^{\text{sign}} \leftarrow \text{HomDecomp}(c_{q_{\text{tmp}}}^{\text{scaled}}, k)$  // Switch the security parameters for TFHE preserving the MSB
  - 5  $\tilde{c}_{q_{\text{TFHE}}}^{\text{sign}} \leftarrow \text{LWEToRGSW}(c_{q_{\text{TFHE}}}^{\text{sign}})$
- 

$\sigma$  is bad for  $\varphi$ }, where BitEnc is the function to encode  $(\mathbb{R}^{\mathcal{V}})^*$  by  $\{\top, \perp\}^*$  by evaluating  $\text{Pred}(\varphi)$  (line 1). Then, we initialize one of the oblivious online DFA execution algorithms (i. e., REVERSE or BLOCK) in [1] (lines 3 and 5) using  $B$ .

The main loop of monitoring starts at line 6. For each predicate  $\mu \geq d$  in  $\text{Pred}(\varphi)$ , we obtain a ciphertext representing the truth value of  $\mu \geq d$  for  $\sigma_i$  by homomorphically computing  $\mu(\sigma_i) - d$  with CKKS (line 8) and constructing an RGSW ciphertext  $\tilde{c}_{q_{\text{TFHE}}}^{\text{sign}}$  with TFHE satisfying  $\text{dec}_{\text{TFHE}}(\tilde{c}_{q_{\text{TFHE}}}^{\text{sign}}) = \top \iff \mu(\sigma_i) \geq d$  (line 9). Then, we feed  $\tilde{c}_{q_{\text{TFHE}}}^{\text{sign}}$  to the DFA execution algorithm (line 10) and use the LWE ciphertext  $\text{isAccepting}(\text{DFAExec})$  representing if the monitor is at the accepting state as the result  $c_i^{\text{res}}$  (line 11). Notice that when we use BLOCK, the result  $c_i^{\text{res}}$  is periodically updated because DFAExec consumes the given ciphertexts and updates its internal state only if  $i = jB$  for some  $j \in \mathbb{N}_{>0}$ .

Our usage of CKKS and TFHE is justified as follows. As we mentioned in Section 2.2, for polynomial arithmetic operations, CKKS is superior to TFHE, whereas logical operations require TFHE. Moreover, since the signal length  $n$  is unknown to the server when the monitoring starts, bootstrapping is necessary to execute the DFA  $\mathcal{M}_\varphi$ , which is advantageous for TFHE. In contrast, the depth of the FHE operations to evaluate  $\mu(\bar{c}_{1+i \times |\mathcal{V}|}^\sigma, \bar{c}_{2+i \times |\mathcal{V}|}^\sigma, \dots, \bar{c}_{|\mathcal{V}|+i \times |\mathcal{V}|}^\sigma) - d$  is fixed from  $\varphi$ , and bootstrapping is unnecessary if the security parameters are appropriately configured.

### 3.2 Scheme switching optimized with value range information

Among the steps in Algorithm 1, the most non-trivial and computationally demanding one is isPositive at line 9, the construction of an RGSW ciphertext in TFHE. We elaborate it here.

As we explained in Section 2.2, when we encrypt  $r \in \mathbb{R}$  within CKKS, we use  $p \in \mathbb{Z}/q\mathbb{Z}$  satisfying  $r \geq 0$  if and only if  $p \in \{0, 1, \dots, \lfloor q/2 - 1 \rfloor\}$ . Since this coincides with the encoding of  $\top$  within TFHE if security parameters are appropriately switched, we can obtain an RGSW ciphertext  $\tilde{c}_{q_{\text{TFHE}}}^{\text{sign}}$  satisfying  $\text{dec}_{\text{TFHE}}(\tilde{c}_{q_{\text{TFHE}}}^{\text{sign}}) = \top \iff \mu(\sigma_i) \geq d$  by converting the given RLWE ciphertext to an RGSW ciphertext with appropriate switching of security parameters.

In this construction, switching of security parameters is the most computationally demanding even if we use a recent FHE operation called *homomorphic decomposition* (`HomDecomp`) [22], which is more efficient than the operation used in [3]. Thus, we optimize this step to improve the efficiency of the overall algorithm. Intuitively, `HomDecomp` slices the binary representation of an integer into multiple short bit sequences. Given an LWE ciphertext  $\mathbf{c}_q$  with modulus  $q$  and  $W, k \in \mathbb{N}_{>0}$ , `HomDecomp` decomposes the first  $W \times k$  bits of  $\mathbf{c}_q$  into LWE ciphertexts  $\mathbf{c}_{q',1}, \mathbf{c}_{q',2}, \dots, \mathbf{c}_{q',k}$  with modulus  $q'$  such that the first  $W$  bits of each  $\mathbf{c}_{q',i}$  represents the “ $i$ -th block” of  $\mathbf{c}_q$ , where each block consists of  $W$  bits. The decomposed ciphertexts may have different security parameters from  $\mathbf{c}_q$ .

Although the result of decryption as a Boolean value solely depends on the “most significant bit (MSB)” of  $p$ , naively, we need to decompose all the blocks of  $\mathbf{c}_q$ . This is because if  $p$  is near the boundaries of flipping (i.e.,  $0, \lfloor q/2 - 1 \rfloor, \lfloor q/2 - 1 \rfloor + 1$ , and  $q - 1$ ), the higher blocks are even closer to the boundaries and quite fragile to the noise by scheme switching. Nevertheless, if we have the possible range of the encrypted raw value  $p$  as domain knowledge, we can scale  $p$  so that it is sufficiently far from the boundaries. The range of  $p$  can be estimated from the range of each  $x \in \mathcal{V}$  in the monitored signal, *scale* in CKKS, and the monitored formula  $\varphi$ . With such preprocessing, we apply `HomDecomp` only partly, e.g., to the higher half of the blocks.

`Algorithm 2` outlines `isPositive`. In `line 1`, we scale  $\bar{\mathbf{c}}_{q_{\text{CKKS}}}$  so that the range of  $\text{dec}_{\text{CKKS}}(\bar{\mathbf{c}}_{q_{\text{CKKS}}})$  almost matches the range  $[-\lfloor q_{\text{CKKS}}/2 \rfloor / \text{scale}, \lfloor q_{\text{CKKS}}/2 - 1 \rfloor / \text{scale}]$  of the ciphertext. In `line 2`, we switch the modulus from  $q_{\text{CKKS}}$  to  $q_{\text{TFHE}}$ . In `line 3`, we use an FHE operation called *sample extraction* [8] to obtain an LWE ciphertext  $\mathbf{c}_{q_{\text{tmp}}}^{\text{scaled}}$  satisfying  $\text{dec}_{\text{TFHE}}(\mathbf{c}_{q_{\text{tmp}}}^{\text{scaled}}) = \top \iff \text{dec}_{\text{CKKS}}(\bar{\mathbf{c}}_{q_{\text{tmp}}}^{\text{scaled}}) \geq 0$  if the decryption is successful. In `line 4`, we apply homomorphic decomposition to obtain another LWE ciphertext  $\mathbf{c}_{q_{\text{TFHE}}}^{\text{sign}}$  with different security parameters, preserving the decryption result if it is successful. Lastly, in `line 5`, we use another FHE operation called *circuit bootstrapping* [8] to translate  $\mathbf{c}_{q_{\text{TFHE}}}^{\text{sign}}$  to an RGSW ciphertext  $\tilde{\mathbf{c}}_{q_{\text{TFHE}}}^{\text{sign}}$ , preserving the decryption result if it is successful. Notice that even if we do not have *maxDiff*, we can still use this algorithm by

1. skipping `line 1` and
2. applying `HomDecomp` to all the bits, i.e.,  $k = q_{\text{tmp}}$  in `line 4`.

### 3.3 Correctness and complexity of our algorithm

In what follows, we assume that decryption is always successful. From the discussion in [Section 3.2](#), we have the following correctness of [Algorithm 2](#).

**Lemma 5 (correctness of [Algorithm 2](#)).** *Given an RLWE ciphertext  $\bar{\mathbf{c}}_{q_{\text{CKKS}}}$ , its scaling factor *scale*,  $\text{maxDiff} \in \mathbb{R}_{>0}$ , the switching size  $k \in \mathbb{N}_{>0}$ , and the modulus  $q_{\text{CKKS}}$  and  $q_{\text{TFHE}}$  of the quotient ring used in the input and output ciphertexts, if  $|\text{dec}_{\text{CKKS}}(\bar{\mathbf{c}}_{q_{\text{CKKS}}})| < \text{maxDiff}$  holds, [Algorithm 2](#) returns an RGSW ciphertext  $\tilde{\mathbf{c}}_{q_{\text{TFHE}}}^{\text{sign}}$  such that we have  $\text{dec}_{\text{CKKS}}(\bar{\mathbf{c}}_{q_{\text{CKKS}}}) \geq 0 \iff \text{dec}_{\text{TFHE}}(\tilde{\mathbf{c}}_{q_{\text{TFHE}}}^{\text{sign}}) = \top$ .  $\square$*

Table 4: Complexity of [Algorithm 1](#) for the size  $|\varphi|$  of the STL formula, the length  $n$  of the monitored signal.

Algorithm for DFA Execution	Number of Applications TFHE	CKKS	Scheme Switching
REVERSE	$O(n2^{ \varphi })$	$O(n \varphi )$	$O(n \varphi )$
BLOCK	$O(n2^{2 \varphi })$	$O(n \varphi )$	$O(n \varphi )$

The correctness of [Algorithm 1](#) is immediate from [Lemma 5](#) and the correctness of REVERSE and BLOCK in [\[1\]](#).

**Theorem 6 (correctness).** *Given a safety STL formula  $\varphi$ ,  $B \in \mathbb{N}_{>0} \cup \{*\}$ , and RLWE ciphertexts  $\bar{\mathbf{c}}_1^\sigma, \bar{\mathbf{c}}_2^\sigma, \dots, \bar{\mathbf{c}}_{|\mathcal{V}| \times n}^\sigma$  encrypting a signal  $\sigma \in (\mathbb{R}^{\mathcal{V}})^*$ , if  $|\mu(\sigma_i) - d| < \maxDiff$  holds for any  $\mu \geq d \in \text{Pred}(\varphi)$  and  $i \in \{1, 2, \dots, n\}$ , [Algorithm 1](#) returns LWE ciphertexts  $\mathbf{c}_1^{\text{res}}, \mathbf{c}_2^{\text{res}}, \dots, \mathbf{c}_n^{\text{res}}$  such that for each  $i \in \{1, 2, \dots, n\}$ ,*

1. if  $B = *$ ,  $\text{dec}_{\text{TFHE}}(\mathbf{c}_i^{\text{res}}) = \top$  if and only if  $\sigma_{\leq i}$  is bad for  $\varphi$  and
2. otherwise,  $\text{dec}_{\text{TFHE}}(\mathbf{c}_i^{\text{res}}) = \top$  if and only if  $\sigma_{\leq \lfloor i/B \rfloor}$  is bad for  $\varphi$ .

*Proof (sketch).* Since we have  $\text{BitEnc}(\sigma) \in \mathcal{L}(\mathcal{M}_\varphi)$  if and only if  $\sigma$  is bad for  $\varphi$ , from [\[1, Theorems 2 and 3\]](#), it suffices to show  $\mu(\sigma_{\leq i}) \geq d \iff \text{dec}_{\text{TFHE}}(\bar{\mathbf{c}}_{q_{\text{TFHE}}}^{\text{sign}}) = \top$  in the loop from [line 7](#). This holds by [Lemma 5](#).  $\square$

[Table 4](#) summarizes the complexity of [Algorithm 1](#). The number of applications of TFHE operations is immediately obtained from the discussion in [\[1\]](#). For each input ciphertext  $\bar{\mathbf{c}}_i^\sigma$ , the number of applications of CKKS operations is the total number of arithmetic operators in  $\text{Pred}(\varphi)$ , and the number of scheme switching is  $|\text{Pred}(\varphi)|$ , both are bounded by  $|\varphi|$ . Overall, [Algorithm 1](#) has linear time complexity with respect to  $n$ , suggesting the scalability of our algorithm.

## 4 Experimental Evaluation

We experimentally evaluated the practicality of our oblivious online STL monitoring protocol with our prototype toolkit ARITHHOMFA<sup>8</sup>. We implemented ARITHHOMFA in C++20. We use Microsoft SEAL [\[29\]](#) and TFHEpp [\[24\]](#) as the libraries for CKKS and TFHE, respectively. We used Spot 2.11.5 [\[11\]](#) to handle temporal logic formulas.

We aim to address the following research questions.

- RQ1 How fast is the proposed workflow? Is the throughput sufficient for practical usage?
- RQ2 How does the optimization in [Section 3.2](#) improve the efficiency?
- RQ3 Does the use of CKKS improve the workflow’s efficiency, for the benchmarks tractable by the approach in [\[1\]](#), which only uses the TFHE scheme?
- RQ4 Is the computational demand of the client low enough to be executed on a standard IoT device?

<sup>8</sup> ARITHHOMFA is publicly available at [https://github.com/MasWag/arith\\_homfa](https://github.com/MasWag/arith_homfa).

Table 5: The STL formulas used in the experiments.

BGLvl <sub>1</sub>	$\square_{[100,700]}(glucose \geq 70)$	BGLvl <sub>7</sub>	$\square(glucose \geq 70 \wedge glucose < 180)$
BGLvl <sub>2</sub>	$\square_{[100,700]}(glucose < 350)$	BGLvl <sub>8</sub>	$\square(\Delta glucose \geq -5 \wedge \Delta glucose < 3)$
BGLvl <sub>4</sub>	$\square_{[600,700]}(glucose < 200)$	BGLvl <sub>10</sub>	$\square(glucose < 60 \Rightarrow \diamond_{[0,25]} glucose \geq 60)$
BGLvl <sub>5</sub>	$\neg \diamond_{[200,600]} \square_{[0,180]}(glucose \geq 240)$	BGLvl <sub>11</sub>	$\square(glucose > 200 \Rightarrow \diamond_{[0,25]} glucose < 200)$
BGLvl <sub>6</sub>	$\neg \diamond_{[200,600]} \square_{[0,180]}(glucose < 70)$	RSS	$\square(S \wedge \mathcal{X} \neg S \Rightarrow \mathcal{X}(\varphi_{preBr} \wedge \varphi_{Br}))$

$$\begin{aligned}
 \varphi_{preBr} &\equiv S \overline{\mathcal{R}}_{[0, \rho_{step})} (A_{ego}^{maxAcc} \wedge A_{prec}^{maxBr}) & \varphi_{Br} &\equiv S \overline{\mathcal{R}}_{[\rho_{step}, +\infty)} (A_{ego}^{minBr} \wedge A_{prec}^{maxBr}) \\
 S &\equiv (x_{ego} - x_{prec} < w \wedge x_{prec} - x_{ego} < w) \Rightarrow y_{ego} < y_{prec} \wedge y_{ego} < y_{prec} - d_{RSS} \\
 A_{ego}^{maxAcc} &\equiv \ddot{y}_{ego} < \ddot{y}_{maxAcc} & A_{ego}^{minBr} &\equiv \ddot{y}_{ego} < -\ddot{y}_{minBr} & A_{prec}^{maxBr} &\equiv \ddot{y}_{prec} \geq -\ddot{y}_{maxBr} \\
 d_{RSS} &= d_{ego}^{preBr} + d_{ego}^{Br} - d_{prec}^{Br} & d_{ego}^{preBr} &= \dot{y}_{ego} \rho + 0.5 \ddot{y}_{maxAcc} \rho^2 \\
 d_{ego}^{Br} &= (\dot{y}_{ego} + \rho \ddot{y}_{maxAcc})^2 / (2 \ddot{y}_{minBr}) & d_{prec}^{Br} &= \dot{y}_{prec}^2 / (2 \ddot{y}_{minBr})
 \end{aligned}$$

Fig. 3: The auxiliary predicates and formulas in RSS. The constants are shown in [Appendix B.2](#).

#### 4.1 Benchmarks

For the experiments addressing RQ1–3, we used two benchmarks, BGLvl and RSS from practical applications. [Table 5](#) shows the STL formulas we used, where the auxiliary predicates and formulas in RSS are shown in [Fig. 3](#). [Table 6](#) shows the size of the DFAs and the length of the monitored signals.

BGLvl is taken from [\[1\]](#). It is a benchmark for monitoring of blood glucose levels of type 1 diabetes patients. The monitored signals are one-dimensional with  $\mathcal{V} = \{glucose\}$ . The term  $\Delta glucose$  in BGLvl<sub>8</sub> represents the difference between two consecutive blood glucose levels, computed by CKKS in our algorithm. We used `simglucose` [\[32\]](#) to generate the monitored signals. STL formulas BGLvl<sub>1</sub>–BGLvl<sub>6</sub> originate from [\[5\]](#). STL formulas BGLvl<sub>7</sub>–BGLvl<sub>12</sub> originate from [\[33\]](#).

RSS is a benchmark for monitoring driving behaviors of vehicles against the *Responsibility-Sensitive Safety (RSS)* model [\[30\]](#). The monitored signal comprises eight dimensions: lateral position, longitudinal position, longitudinal velocity, and longitudinal acceleration of both the ego and the preceding vehicle, represented as  $\mathcal{V} = \{x_i, y_i, \dot{y}_i, \ddot{y}_i \mid i \in \{ego, prec\}\}$ . We generated the monitored signal using an unpublished 2D driving simulator to visualize driving scenarios. We used a variant of an STL formula taken from [\[16\]](#) encoding the RSS rule.

#### 4.2 Experiments

To answer RQ1–3, we measured the time required for monitoring encrypted logs using BGLvl and RSS. For RQ2, we compared ARITHHOMFA with and without the optimization (ARITHHOMFA<sub>OPT</sub> and ARITHHOMFA<sub>NAIVE</sub>) in [Section 3.2](#). For RQ3, we compared ARITHHOMFA<sub>OPT</sub> with HOMFA [\[1\]](#), a tool for online oblivious *LTL* monitoring only with TFHE. To answer RQ4, we measured the time taken to

Table 6: Summary of the benchmarks. The columns  $|L|$  and  $|L^{\text{rev}}|$  show the number of states of  $\mathcal{M}_\varphi$  and  $\mathcal{M}_\varphi^{\text{rev}}$ , respectively. The columns  $|w|$  show the length of the monitored log. Cells labeled **OOM** indicate DFA construction was halted due to memory exhaustion.

	ARITHHOMFA		HOMFA		$ w $
	$ L $	$ L^{\text{rev}} $	$ L $	$ L^{\text{rev}} $	
BGLvl <sub>1</sub>	703	172,402	10,524	<b>OOM</b>	721
BGLvl <sub>2</sub>	703	172,402	11,126	<b>OOM</b>	721
BGLvl <sub>4</sub>	703	<b>OOM</b>	7026	<b>OOM</b>	721
BGLvl <sub>5</sub>	72,603	<b>OOM</b>	<b>OOM</b>	<b>OOM</b>	721
BGLvl <sub>6</sub>	72,603	<b>OOM</b>	<b>OOM</b>	<b>OOM</b>	721

	ARITHHOMFA		HOMFA		$ w $
	$ L $	$ L^{\text{rev}} $	$ L $	$ L^{\text{rev}} $	
BGLvl <sub>7</sub>	3	3	21	20	10,081
BGLvl <sub>8</sub>	5	5	—	—	10,081
BGLvl <sub>10</sub>	27	27	237	237	10,081
BGLvl <sub>11</sub>	27	27	390	390	10,081
RSS	179	218	—	—	49

1. encrypt random numbers to RLWE ciphertexts with either a public or private key within the CKKS scheme and
2. decrypt random LWE ciphertexts within the TFHE scheme.

For the experiments addressing RQ4, we used randomly generated values because the values do not affect the time for encryption and decryption.

For the experiments addressing RQ1–3, we ran three approaches (ARITHHOMFA<sub>OPT</sub>, ARITHHOMFA<sub>NAIVE</sub>, and HOMFA) using two DFA execution algorithms (REVERSE and BLOCK) proposed in [1]. Thus, we have six configurations in total. We ran each configuration five times and took the mean runtime of these executions.

In ARITHHOMFA<sub>NAIVE</sub>, we apply `HomDecomp` to 64bits, while in ARITHHOMFA<sub>OPT</sub>, we apply `HomDecomp` to the first 24bits. For ARITHHOMFA, we used a block size (in BLOCK) of  $B = 1$  and a bootstrapping interval (in REVERSE) of  $I_{\text{boot}} = 200$ , i. e., BLOCK returns the results for each input and bootstrapping is performed every time 200 ciphertexts are processed by REVERSE. For HOMFA, we used the same parameters as in [1]<sup>9</sup>:  $B = 1$  and  $I_{\text{boot}} = 30000$ . HOMFA is built with Spot 2.9.7 [11], which is also the same as [1]. ARITHHOMFA requires more frequent bootstrapping because the ciphertext obtained by scheme switching has larger noise. The choice of  $B = 1$  is for the consistency with [1]. We used the default security parameters of SEAL and TFHEpp, which satisfy 128-bit security. See Appendix A for the concrete parameters.

We conducted the experiments for RQ1–3 on an AWS EC2 c6i.4xlarge instance (16 vCPU, 32GB RAM) running Ubuntu 22.04. For the experiments for RQ4, we used two single-board computers (SBCs): one with and one without an Advanced Encryption Standard (AES) [9] hardware accelerator. Specifically, we used the Raspberry Pi 4 model B (ARM Cortex-A72 *without* a hardware AES accelerator) with 4 GiB RAM, running Ubuntu 23.04, and the NanoPi R6S with a Rockchip RK3588S (ARM Cortex-A76 and Cortex-A55 *with* a hardware AES accelerator) and 8 GiB RAM, running Ubuntu 22.04.2 LTS.

In HOMFA, each blood glucose level was encoded using nine Boolean values via bit encoding, which is the same as [1]. For BGLvl<sub>8</sub> and RSS, we could not run HOMFA because the STL formulas include arithmetic operations in the predicates.

<sup>9</sup> Our definition of block size  $B$  is slightly different from [1]. In their definition, the block size is 9 for HOMFA, which is the same as the experiments in [1]



Table 7: Summary of the runtime of ARITHHOMFA with and without the optimization in Section 3.2. The meaning of **OOM** is the same as Table 6. For each STL formula, the fastest configuration is highlighted.

	Runtime (sec.)				Runtime/valuation (sec.)			
	ARITHHOMFA <sub>OPT</sub>		ARITHHOMFA <sub>NAIVE</sub>		ARITHHOMFA <sub>OPT</sub>		ARITHHOMFA <sub>NAIVE</sub>	
	BLOCK	REVERSE	BLOCK	REVERSE	BLOCK	REVERSE	BLOCK	REVERSE
BGLvl <sub>1</sub>	<b>2.33e+02</b>	4.75e+02	3.60e+02	6.13e+02	<b>3.23e-01</b>	6.59e-01	5.00e-01	8.50e-01
BGLvl <sub>2</sub>	<b>2.29e+02</b>	4.76e+02	3.73e+02	6.18e+02	<b>3.18e-01</b>	6.60e-01	5.17e-01	8.58e-01
BGLvl <sub>4</sub>	<b>1.83e+02</b>	<b>OOM</b>	3.28e+02	<b>OOM</b>	<b>2.54e-01</b>	<b>OOM</b>	4.55e-01	<b>OOM</b>
BGLvl <sub>5</sub>	<b>3.30e+02</b>	<b>OOM</b>	4.59e+02	<b>OOM</b>	<b>4.58e-01</b>	<b>OOM</b>	6.36e-01	<b>OOM</b>
BGLvl <sub>6</sub>	<b>3.74e+02</b>	<b>OOM</b>	4.68e+02	<b>OOM</b>	<b>5.19e-01</b>	<b>OOM</b>	6.50e-01	<b>OOM</b>
BGLvl <sub>7</sub>	3.96e+03	<b>2.93e+03</b>	5.90e+03	5.06e+03	3.93e-01	<b>2.90e-01</b>	5.85e-01	5.01e-01
BGLvl <sub>8</sub>	3.87e+03	<b>3.03e+03</b>	6.05e+03	5.09e+03	3.84e-01	<b>3.00e-01</b>	6.00e-01	5.05e-01
BGLvl <sub>10</sub>	3.66e+03	<b>2.50e+03</b>	5.43e+03	4.26e+03	3.63e-01	<b>2.48e-01</b>	5.39e-01	4.23e-01
BGLvl <sub>11</sub>	3.49e+03	<b>2.65e+03</b>	5.40e+03	4.23e+03	3.46e-01	<b>2.62e-01</b>	5.36e-01	4.19e-01
RSS	2.79e+01	<b>2.50e+01</b>	4.62e+01	3.87e+01	5.69e-01	<b>5.11e-01</b>	9.43e-01	7.89e-01

Table 8: Summary of the runtime of HOMFA. The meaning of **OOM** is the same as Table 6. The STL formulas HOMFA could not handle are omitted.

	Runtime (sec.)		Runtime/val. (sec.)			Runtime (sec.)		Runtime/val. (sec.)	
	BLOCK	REVERSE	BLOCK	REVERSE		BLOCK	REVERSE	BLOCK	REVERSE
BGLvl <sub>1</sub>	7.33e+01	<b>OOM</b>	1.02e-01	<b>OOM</b>	BGLvl <sub>7</sub>	9.58e+02	8.83e+00	9.50e-02	8.76e-04
BGLvl <sub>2</sub>	7.36e+01	<b>OOM</b>	1.02e-01	<b>OOM</b>	BGLvl <sub>10</sub>	1.12e+03	5.59e+01	1.11e-01	5.54e-03
BGLvl <sub>4</sub>	2.05e+01	<b>OOM</b>	2.84e-02	<b>OOM</b>	BGLvl <sub>11</sub>	1.15e+03	8.91e+01	1.14e-01	8.84e-03

Tables 7 and 8 show the mean runtime of ARITHHOMFA and HOMFA. Table 9 shows the mean runtime to encrypt and decrypt ciphertexts on SBCs.

### 4.3 RQ1: Performance on practical benchmarks

In the “ARITHHOMFA<sub>OPT</sub>” block of “Runtime per valuation (sec.)” column of Table 7, we observe that for any formula in BGLvl, and for any algorithm, the mean runtime per signal valuation is at most 700 milliseconds when DFA construction was successful and the optimization is used. Furthermore, for any formula in BGLvl, the mean runtime per signal valuation is less than 500 milliseconds if an appropriate algorithm is chosen. This is much faster than the typical sampling intervals for blood glucose levels, e. g., 5 minutes for Dexcom G6 [17].

In the “ARITHHOMFA<sub>OPT</sub>” block of “Runtime per valuation (sec.)” column of Table 7, we observe that for RSS, the mean runtime per signal valuation is less than 550 milliseconds for REVERSE and less than 650 milliseconds for BLOCK if the optimization is used. Since this closely aligns with the reaction time of human drivers [34], a delay of around 550 milliseconds is likely acceptable for driver alert systems by sending precautions. Overall, we answer RQ1 as follows.

**Answer to RQ1:** ARITHHOMFA can monitor each signal valuation in less than 550 milliseconds if an appropriate method is used. This throughput is sufficient for monitoring blood glucose levels. Additionally, it is likely fast enough for monitoring driving behaviors as part of a driver alert system.



Table 9: Mean runtime to encrypt RLWE ciphertexts within the CKKS scheme and decrypt LWE ciphertexts within the TFHE scheme on SBCs.

	Enc. w/ public key [ms/value]	Enc. w/ private key [ms/value]	Decryption [ms/ciphertext]
NanoPi R6S ( <i>w/</i> AES accelerator)	6.82	2.21	$1.17 \times 10^{-3}$
Raspberry Pi 4 ( <i>w/o</i> AES accelerator)	12.7	4.44	$1.72 \times 10^{-3}$

#### 4.4 RQ2: Acceleration by the optimized scheme switching

In the “Runtime per valuation (sec.)” column of Table 7, we observe that the performance improvement (per signal valuation) by our optimization in Section 3.2 was about 150 milliseconds for BGLvl and about 250 milliseconds for RSS. The runtime of ARITHHOMFA<sub>OPT</sub> was about 70% of that of ARITHHOMFA<sub>NAIVE</sub>. This large reduction is because scheme switching is the dominant bottleneck among the overall process. Overall, we answer RQ2 as follows.

**Answer to RQ2:** HOMFA is faster than ARITHHOMFA for the specifications that both can handle. For specifications with a huge DFA encoding, only ARITHHOMFA works due to the differences in DFA construction.

#### 4.5 RQ3: Comparison with purely TFHE-based approach

In the “Runtime (sec.)” columns of Tables 7 and 8, we observe that for benchmarks where both ARITHHOMFA and HOMFA work (e.g., BGLvl<sub>1</sub>, BGLvl<sub>2</sub>, BGLvl<sub>4</sub>, BGLvl<sub>7</sub>, BGLvl<sub>10</sub>, and BGLvl<sub>11</sub> for BLOCK), HOMFA is more efficient due to the computational cost of scheme switching. In contrast, we observe that HOMFA cannot handle some STL formulas due to excessive memory consumption (e.g., BGLvl<sub>5</sub> and BGLvl<sub>6</sub> for BLOCK). This is due to the difference in the DFA size representing the same specification (Table 6). In HOMFA, each signal valuation is encoded by nine ciphertexts via bit encoding. In ARITHHOMFA, we have one ciphertext for each atomic proposition, which is at most two in BGLvl. This distinction results in the DFAs for ARITHHOMFA being much smaller than those for HOMFA. Overall, we answer RQ3 as follows.

**Answer to RQ3:** HOMFA is faster than ARITHHOMFA for the specifications that both can handle. For specifications with a huge DFA encoding, only ARITHHOMFA works due to the differences in DFA construction.

#### 4.6 RQ4: Computational demand of the client

Table 9 summarizes the mean runtime of encryption and decryption on SBCs. We observe that both the encryption and decryption processes consume considerably less time than the throughput of monitoring shown in the “Runtime per valuation (sec.)” column of Table 7. Therefore, we answer RQ4 as follows.

**Answer to RQ4:** The client’s computational demand in the proposed protocol is sufficiently low for standard IoT devices.

Furthermore, [Table 9](#) shows that the encryption and decryption processes are faster on the NanoPi R6S than on the Raspberry Pi 4. This is likely due to the efficiency of the random number generation, which is enhanced by the hardware AES accelerator, as reported in [1] for TFHE.

## 5 Conclusions and future work

Combining two FHE schemes, we proposed a protocol for online oblivious monitoring of safety STL formulas with arithmetic operations. We evaluated the proposed approach by monitoring blood glucose levels and vehicles' behavior against the RSS rules. The experimental results suggest the practical relevance of our protocol.

Possible future directions include extending the protocol to handle more general signals, e. g., mixed signals [15]. Our monitoring algorithm can be seen as an algorithm to run symbolic automata [10] over real vectors and linear constraints. An extension for other predicates is also a future direction. Another direction is the extension for robust STL monitoring [12].

**Acknowledgments** This work is partially supported by JST PRESTO Grant No. JPMJPR22CA, JSPS KAKENHI Grant No. 22K17873 and 23KJ1319, and JST CREST Grant No. JPMJCR19K5, JPMJCR2012, and JPMJCR21M3.

## References

1. Banno, R., Matsuoka, K., Matsumoto, N., Bian, S., Waga, M., Suenaga, K.: Oblivious online monitoring for safety LTL specification via fully homomorphic encryption. In: Shoham, S., Vizel, Y. (eds.) *Computer Aided Verification - 34th International Conference, CAV 2022, Proceedings, Part I. Lecture Notes in Computer Science*, vol. 13371, pp. 447–468. Springer (2022)
2. Bauer, A., Leucker, M., Schallhart, C.: Runtime verification for LTL and TLTL. *ACM Trans. Softw. Eng. Methodol.* **20**(4), 14:1–14:64 (2011)
3. Bian, S., Zhang, Z., Pan, H., Mao, R., Zhao, Z., Jin, Y., Guan, Z.: HE3DB: an efficient and elastic encrypted database via arithmetic-and-logic fully homomorphic encryption. In: Meng, W., Jensen, C.D., Cremers, C., Kirda, E. (eds.) *Proceedings of the 2023 ACM SIGSAC Conference on Computer and Communications Security, CCS 2023, Copenhagen, Denmark, November 26-30, 2023*. pp. 2930–2944. ACM (2023)
4. Boura, C., Gama, N., Georgieva, M., Jetchev, D.: CHIMERA: combining ring-lwe-based fully homomorphic encryption schemes. *J. Math. Cryptol.* **14**(1), 316–338 (2020)
5. Cameron, F., Fainekos, G., Maahs, D.M., Sankaranarayanan, S.: Towards a verified artificial pancreas: Challenges and solutions for runtime verification. In: Bartocci, E., Majumdar, R. (eds.) *Runtime Verification - 6th International Conference, RV 2015. Proceedings. Lecture Notes in Computer Science*, vol. 9333, pp. 3–17. Springer (2015)
6. Cheon, J.H., Han, K., Kim, A., Kim, M., Song, Y.: Bootstrapping for approximate homomorphic encryption. In: Nielsen, J.B., Rijmen, V. (eds.) *Advances in Cryptology - EUROCRYPT 2018 - 37th Annual International Conference on the Theory and Applications of Cryptographic Techniques, Proceedings, Part I. Lecture Notes in Computer Science*, vol. 10820, pp. 360–384. Springer (2018)
7. Cheon, J.H., Kim, A., Kim, M., Song, Y.S.: Homomorphic encryption for arithmetic of approximate numbers. In: Takagi, T., Peyrin, T. (eds.) *Advances in Cryptology - ASIACRYPT 2017 - 23rd International Conference on the Theory and Applications of Cryptology and Information Security, Proceedings, Part I. Lecture Notes in Computer Science*, vol. 10624, pp. 409–437. Springer (2017)
8. Chillotti, I., Gama, N., Georgieva, M., Izabachène, M.: TFHE: fast fully homomorphic encryption over the torus. *J. Cryptol.* **33**(1), 34–91 (2020)
9. Daemen, J., Rijmen, V.: *Aes proposal: Rijndael* (1999)
10. D’Antoni, L., Veanes, M.: The power of symbolic automata and transducers. In: Majumdar, R., Kuncak, V. (eds.) *Computer Aided Verification - 29th International Conference, CAV 2017, Proceedings, Part I. Lecture Notes in Computer Science*, vol. 10426, pp. 47–67. Springer (2017)
11. Duret-Lutz, A., Renault, E., Colange, M., Renkin, F., Aisse, A.G., Schlehuber-Caissier, P., Medioni, T., Martin, A., Dubois, J., Gillard, C., Lauko, H.: From spot 2.0 to spot 2.10: What’s new? In: Shoham, S., Vizel, Y. (eds.) *Computer Aided Verification - 34th International Conference, CAV 2022, Proceedings, Part II. Lecture Notes in Computer Science*, vol. 13372, pp. 174–187. Springer (2022)
12. Fainekos, G.E., Pappas, G.J.: Robustness of temporal logic specifications for continuous-time signals. *Theor. Comput. Sci.* **410**(42), 4262–4291 (2009)
13. Gentry, C.: Fully homomorphic encryption using ideal lattices. In: Mitzenmacher, M. (ed.) *Proceedings of the 41st Annual ACM Symposium on Theory of Computing, STOC 2009*. pp. 169–178. ACM (2009)

14. Gentry, C., Sahai, A., Waters, B.: Homomorphic encryption from learning with errors: Conceptually-simpler, asymptotically-faster, attribute-based. In: Canetti, R., Garay, J.A. (eds.) *Advances in Cryptology - CRYPTO 2013 - 33rd Annual Cryptology Conference. Proceedings, Part I. Lecture Notes in Computer Science*, vol. 8042, pp. 75–92. Springer (2013)
15. Havlicek, J., Little, S., Maler, O., Nickovic, D.: Property-based monitoring of analog and mixed-signal systems. In: Chatterjee, K., Henzinger, T.A. (eds.) *Formal Modeling and Analysis of Timed Systems - 8th International Conference, FORMATS 2010. Proceedings. Lecture Notes in Computer Science*, vol. 6246, pp. 23–24. Springer (2010)
16. Hekmatnejad, M., Yaghoubi, S., Dokhanchi, A., Amor, H.B., Shrivastava, A., Karam, L.J., Fainekos, G.: Encoding and monitoring responsibility sensitive safety rules for automated vehicles in signal temporal logic. In: Roop, P.S., Zhan, N., Gao, S., Nuzzo, P. (eds.) *Proceedings of the 17th ACM-IEEE International Conference on Formal Methods and Models for System Design, MEMOCODE 2019*. pp. 6:1–6:11. ACM (2019)
17. Klyve, D., Currie, K., Anderson Jr, J.H., Ward, C., Schwarz, D., Shelton, B.: Algorithm refinement in the non-invasive detection of blood glucose via bio-rfid™ technology<sup>1</sup>. medRxiv pp. 2023–05 (2023)
18. Kupferman, O., Vardi, M.Y.: Model checking of safety properties. *Formal Methods Syst. Des.* **19**(3), 291–314 (2001)
19. Liu, Z., Micciancio, D., Polyakov, Y.: Large-precision homomorphic sign evaluation using FHEW/TFHE bootstrapping. In: Agrawal, S., Lin, D. (eds.) *Advances in Cryptology - ASIACRYPT 2022 - 28th International Conference on the Theory and Application of Cryptology and Information Security, Taipei, Taiwan, December 5–9, 2022, Proceedings, Part II. Lecture Notes in Computer Science*, vol. 13792, pp. 130–160. Springer (2022)
20. Lu, W., Huang, Z., Hong, C., Ma, Y., Qu, H.: PEGASUS: bridging polynomial and non-polynomial evaluations in homomorphic encryption. In: *42nd IEEE Symposium on Security and Privacy, SP 2021*. pp. 1057–1073. IEEE (2021)
21. Lyubashevsky, V., Peikert, C., Regev, O.: On ideal lattices and learning with errors over rings. *J. ACM* **60**(6), 43:1–43:35 (2013)
22. Ma, S., Huang, T., Wang, A., Zhou, Q., Wang, X.: Fast and accurate: Efficient full-domain functional bootstrap and digit decomposition for homomorphic computation. *IACR Trans. Cryptogr. Hardw. Embed. Syst.* **2024**(1), 592–616 (2024)
23. Maler, O., Nickovic, D.: Monitoring temporal properties of continuous signals. In: Lakhnech, Y., Yovine, S. (eds.) *Formal Techniques, Modelling and Analysis of Timed and Fault-Tolerant Systems, Joint International Conferences on Formal Modelling and Analysis of Timed Systems, FORMATS 2004 and Formal Techniques in Real-Time and Fault-Tolerant Systems, FTRTFT 2004, Proceedings. Lecture Notes in Computer Science*, vol. 3253, pp. 152–166. Springer (2004)
24. Matsuoka, K., Banno, R., Matsumoto, N., Sato, T., Bian, S.: Virtual secure platform: A five-stage pipeline processor over TFHE. In: Bailey, M., Greenstadt, R. (eds.) *30th USENIX Security Symposium, USENIX Security 2021*. pp. 4007–4024. USENIX Association (2021)
25. Pnueli, A.: The temporal logic of programs. In: *18th Annual Symposium on Foundations of Computer Science, 1977*. pp. 46–57. IEEE Computer Society (1977)
26. Regev, O.: On lattices, learning with errors, random linear codes, and cryptography. *J. ACM* **56**(6), 34:1–34:40 (2009)

27. Ren, X., Su, L., Gu, Z., Wang, S., Li, F., Xie, Y., Bian, S., Li, C., Zhang, F.: HEDA: multi-attribute unbounded aggregation over homomorphically encrypted database. *Proc. VLDB Endow.* **16**(4), 601–614 (2022)
28. Rivest, R.L., Adleman, L., Dertouzos, M.L., et al.: On data banks and privacy homomorphisms. *Foundations of secure computation* **4**(11), 169–180 (1978)
29. Microsoft SEAL (release 4.1). <https://github.com/Microsoft/SEAL> (Jan 2023), microsoft Research, Redmond, WA.
30. Shalev-Shwartz, S., Shammah, S., Shashua, A.: On a formal model of safe and scalable self-driving cars. *CoRR* **abs/1708.06374** (2017)
31. Triakosia, A., Rizomiliotis, P., Tserpes, K., Tonelli, C., Senni, V., Federici, F.: Homomorphic encryption in manufacturing compliance checks. In: Katsikas, S.K., Furnell, S. (eds.) *Trust, Privacy and Security in Digital Business - 19th International Conference, TrustBus 2022, Proceedings. Lecture Notes in Computer Science*, vol. 13582, pp. 81–95. Springer (2022)
32. Xie, J.: Simglucose v0.2.1. <https://github.com/jxx123/simglucose> (2018), accessed: 2023-05-01
33. Young, W., Corbett, J., Gerber, M.S., Patek, S., Feng, L.: DAMON: A data authenticity monitoring system for diabetes management. In: *2018 IEEE/ACM Third International Conference on Internet-of-Things Design and Implementation, IoTDI 2018*. pp. 25–36. IEEE Computer Society (2018)
34. Zhang, X., Bham, G.H.: Estimation of driver reaction time from detailed vehicle trajectory data. In: *Proceedings of the 18th Conference on Proceedings of the 18th IASTED International Conference: Modelling and Simulation*. p. 574–579. MOAS’07, ACTA Press, USA (2007)

Table 10: Summary of CKKS parameters

Parameter	Value we used	Description
<i>poly_modulus_degree</i>	8192	The degree of polynomial modulus
<i>base_sizes</i>	60, 40, 40, 60	The bit size of each level
<i>scale</i>	$2^{40}$	The scale of fresh ciphertexts

Table 11: Summary of TFHE parameters

Parameter	Value we used	Description
$q$	$2^{32}$	The modulus for level 0, 0.5 and 1 ciphertexts
$\bar{q}$	$2^{64}$	The modulus for level 2 and 3 ciphertexts
$N_0$	635	The length of level 0 ciphertexts
$\alpha_0$	$2^{-15}$	The standard deviation of the noise for fresh level 0 ciphertexts
$N_1$	$2^{10}$	The length of level 1 ciphertexts and the dimension of level 1 ciphertexts
$\alpha_1$	$2^{-25}$	The standard deviation of the noise for fresh level 1 ciphertexts
$N_2$	$2^{11}$	The length of level 2 ciphertexts and the dimension of level 2 ciphertexts
$\alpha_2$	$2^{-47}$	The standard deviation of the noise for fresh level 2 ciphertexts
$N_{0.5}$	760	The length of level 0.5 ciphertexts
$\alpha_0$	$2^{-17}$	The standard deviation of the noise for fresh level 0.5 ciphertexts
$N_3$	$2^{13}$	The length of level 3 ciphertexts and the dimension of level 3 ciphertexts
$\alpha_3$	$2^{-47}$	The standard deviation of the noise for fresh level 3 ciphertexts
$l$	3	Half of the number of rows in level 1 RGSW ciphertexts
$Bg_1$	$2^6$	The base for multiplexers with level 1
$\bar{l}$	4	Half of the number of rows in level 2 RGSW ciphertexts
$Bg_2$	$2^9$	The base for multiplexers with level 2

## A Detail of the FHE parameters

For the security parameters of CKKS, we used the default parameters of SEAL [29], which satisfy the 128-bit security level. Table 10 shows the parameters of SEAL that users must provide.

For the security parameters of TFHE, we also used the default parameters of TFHEpp [24]. These parameters have been confirmed to satisfy a 128-bit security level by a lattice-estimator. In addition to the default security parameters of TFHEpp (i. e., levels 0, 1, and 2), we also used two other security parameters, levels 0.5 and 3, for scheme switching. Table 11 lists some of the concrete parameters.

## B Detail of the benchmarks

### B.1 Detail of the BGLvl benchmark

The monitored log in the BGLvl benchmark is generated by running a simulator simglucose [32] and sampling the blood glucose level at a fixed sampling rate. We

Table 12: Parameters in the STL formula for RSS.

	Description	Value we used
$w$	width of a lane	4 m
$\rho$	delay of the reaction	1 s
$\rho_{\text{step}}$	delay of the reaction / sampling rate	2 samples
$\dot{y}_{\text{maxAcc}}$	maximum of allowed acceleration	$2 \text{ m s}^{-2}$
$\dot{y}_{\text{maxBr}}$	maximum of allowed brake	$9 \text{ m s}^{-2}$
$\ddot{y}_{\text{minBr}}$	minimum brake required at a critical situation	$7 \text{ m s}^{-2}$

Table 13: Mean memory consumption to encrypt RLWE ciphertexts within the CKKS scheme and decrypt LWE ciphertexts within the TFHE scheme on SBCs.

	Enc. w/ public key	Enc. w/ private key	Dec.
NanoPi R6S ( <i>w/</i> AES accelerator)	360 656 kB	298 951.2 kB	6876.8 kB
Raspberry Pi 4 ( <i>w/o</i> AES accelerator)	360 704 kB	299 089.6 kB	7168 kB

used the sampling rate 1 min, i. e., for a signal  $\sigma = \sigma_1, \sigma_2, \dots, \sigma_n$ , the difference of the time point of  $\sigma_i$  and  $\sigma_{i+1}$  is 1 min.

## B.2 Detail of the RSS benchmark

The monitored log in the RSS benchmark is generated by running a driving scenario in an unpublished 2D driving simulator and sampling the behavior at a fixed sampling rate. We used the sampling rate 500 ms, i. e., for a signal  $\sigma = \sigma_1, \sigma_2, \dots, \sigma_n$ , the difference of the time point of  $\sigma_i$  and  $\sigma_{i+1}$  is 500 ms.

Table 12 shows the parameters used in the STL formula for the RSS rule.

## C Additional experimental results

To observe the memory requirements on the clients, we also measured the memory consumption for encryption and decryption on SBCs. We measured the maximum resident set size using GNU Time<sup>10</sup>. We measured it for five times and report the average.

Table 13 shows the mean memory consumption. The encryption requires significantly more memory than the decryption. This is likely because of the difference in the size of the keys between CKKS and TFHE. Nevertheless, the memory consumption is less than 400 MB. This is likely small enough for most of the recent IoT devices, including the SBCs we used.

## D Detailed experimental results

Table 14 shows the breakout of the execution time of ARITHOMFA. This shows that scheme switching is indeed the major bottleneck among the entire process.

<sup>10</sup> GNU Time is available from <https://www.gnu.org/software/time/>.

Table 14: Breakout of the execution time of ARITHHOMFA. The cells with **OOM** are the configurations such that the DFA construction aborted due to out of memory.

	DFA eval. (sec.)			CKKS to TFHE (sec.)			CKKS eval. (sec.)			Runtime (sec.)						
	ARITHHOMFA <sub>OPT</sub>	ARITHHOMFA <sub>AVE</sub>	ARITHHOMFA <sub>NAVE</sub>	ARITHHOMFA <sub>OPT</sub>	ARITHHOMFA <sub>AVE</sub>	ARITHHOMFA <sub>NAVE</sub>	ARITHHOMFA <sub>OPT</sub>	ARITHHOMFA <sub>AVE</sub>	ARITHHOMFA <sub>NAVE</sub>	ARITHHOMFA <sub>OPT</sub>	ARITHHOMFA <sub>AVE</sub>	ARITHHOMFA <sub>NAVE</sub>				
	BLOCK	REVERSE	BLOCK	BLOCK	REVERSE	BLOCK	BLOCK	REVERSE	BLOCK	BLOCK	REVERSE	BLOCK	REVERSE			
BGLv <sub>1</sub>	6.09e+01	2.99e+02	6.10e+01	3.02e+02	1.72e+02	1.76e+02	2.99e+02	3.12e+02	5.77e-02	5.55e-02	5.51e-02	5.32e-02	2.33e+02	4.75e+02	3.60e+02	6.13e+02
BGLv <sub>2</sub>	6.02e+01	3.01e+02	6.48e+01	3.00e+02	1.69e+02	1.76e+02	3.08e+02	3.18e+02	7.29e-02	7.01e-02	7.30e-02	6.99e-02	2.29e+02	4.76e+02	3.73e+02	6.18e+02
BGLv <sub>4</sub>	1.23e+01	<b>OOM</b>	1.33e+01	<b>OOM</b>	1.70e+02	<b>OOM</b>	3.15e+02	<b>OOM</b>	8.59e-02	<b>OOM</b>	8.67e-02	<b>OOM</b>	1.83e+02	<b>OOM</b>	3.28e+02	<b>OOM</b>
BGLv <sub>5</sub>	1.57e+02	<b>OOM</b>	1.56e+02	<b>OOM</b>	1.73e+02	<b>OOM</b>	3.02e+02	<b>OOM</b>	5.67e-02	<b>OOM</b>	5.34e-02	<b>OOM</b>	3.30e+02	<b>OOM</b>	4.59e+02	<b>OOM</b>
BGLv <sub>6</sub>	1.87e+02	<b>OOM</b>	1.59e+02	<b>OOM</b>	1.87e+02	<b>OOM</b>	3.09e+02	<b>OOM</b>	8.22e-02	<b>OOM</b>	7.13e-02	<b>OOM</b>	3.74e+02	<b>OOM</b>	4.68e+02	<b>OOM</b>
BGLv <sub>7</sub>	9.79e+02	1.18e+01	9.56e+02	1.13e+01	2.98e+03	2.91e+03	4.94e+03	5.04e+03	1.65e+00	1.95e+00	1.62e+00	1.91e+00	3.96e+03	2.93e+03	5.90e+03	5.06e+03
BGLv <sub>8</sub>	9.63e+02	1.24e+01	9.67e+02	1.28e+01	2.91e+03	3.01e+03	5.08e+03	5.07e+03	2.49e+00	3.17e+00	2.60e+00	3.10e+00	3.87e+03	3.03e+03	6.05e+03	5.09e+03
BGLv <sub>10</sub>	1.15e+03	1.23e+01	1.14e+03	1.16e+01	2.51e+03	2.48e+03	4.29e+03	4.25e+03	8.26e-01	8.87e-01	8.11e-01	8.39e-01	3.66e+03	2.50e+03	5.43e+03	4.26e+03
BGLv <sub>11</sub>	1.09e+03	1.25e+01	1.14e+03	1.13e+01	2.40e+03	2.63e+03	4.26e+03	4.22e+03	7.79e-01	9.81e-01	7.84e-01	8.49e-01	3.49e+03	2.65e+03	5.40e+03	4.23e+03
RSS	4.89e+00	5.11e-01	5.10e+00	4.94e-01	2.25e+01	2.41e+01	4.07e+01	3.77e+01	4.61e-01	4.77e-01	4.79e-01	4.60e-01	2.79e+01	2.50e+01	4.62e+01	3.87e+01