

Edge Probability Graph Models Beyond Edge Independency: Concepts, Analyses, and Algorithms

Fanchen Bu
KAIST EE

Deajeon, Republic of Korea
boqvezen97@kaist.ac.kr

Ruochen Yang, Paul Bogdan
USC ECE

CA, United States
{ruocheny, pbogdan}@usc.edu

Kijung Shin
KAIST AI & EE

Seoul, Republic of Korea
kijungs@kaist.ac.kr

Abstract

Desirable random graph models (RGMs) should (i) be *tractable* so that we can compute and control graph statistics, and (ii) generate *realistic* structures such as high clustering (i.e., high subgraph densities). A popular category of RGMs (e.g., Erdős-Rényi and stochastic Kronecker) outputs edge probabilities, and we need to realize (i.e., sample from) the edge probabilities to generate graphs. Typically, each edge (in)existence is assumed to be determined independently. However, with edge independency, RGMs theoretically cannot produce high subgraph densities unless they “replicate” input graphs. In this work, we explore realization beyond edge independency that can produce more realistic structures while ensuring high tractability. Specifically, we propose edge-dependent realization schemes called *binding* and derive closed-form tractability results on subgraph (e.g., triangle) densities in graphs generated with binding. We propose algorithms for graph generation with binding and parameter fitting of binding. We empirically validate that binding exhibits high tractability and generates realistic graphs with high clustering, significantly improving upon existing RGMs assuming edge independency.

1 Introduction

Random graph models (RGMs) help us understand and analyze real-world systems (Drobyshevskiy & Turdakov, 2019), and are used as benchmarks (Murphy et al., 2010) for graph algorithms. Desirable RGMs should allow us to control graph statistics, and generate graphs with realistic patterns, such as high clustering,¹ power-law degrees, and small diameters (Chakrabarti & Faloutsos, 2006).

A large number of RGMs outputs individual edge probabilities and generate graphs accordingly, e.g., the Erdős-Rényi model (Erdős & Rényi, 1959), the Chung-Lu model (Chung & Lu, 2002), the stochastic block model (Holland et al., 1983), and the stochastic Kronecker model (Leskovec et al., 2010). To generate graphs from edge probabilities, we need realization (i.e., sampling), where edge independency (i.e., the edge (in)existences are determined mutually independently) is widely assumed for the sake of simplicity and tractability. However, RGMs with edge independency empirically fail to preserve some realistic patterns, especially high clustering (Moreno et al., 2018; Seshadhri et al., 2013). Moreover, edge-independent RGMs are theoretically unable to generate graphs with high triangle density, unless they *replicate* a whole input graph (Chanpuriya et al., 2021).

Naturally, we ask the following question: Can we apply realization without assuming edge independency so that we can improve upon such RGMs while still ensuring high tractability? To address this question, in this work, we explore edge probability graph models (EPGMs) beyond edge independency, from both theoretical and practical perspectives. Our key message is a positive answer to the question. Specifically, our novel contributions are four-fold:

¹“High clustering” means high subgraph densities, as used by, e.g., Newman (2003) and Pfeiffer et al. (2012).

1. **Concepts (Section 4):** We formally define EPGMs with related concepts, and theoretically show some basic properties of EPGMs, e.g., each EPGM, even with edge dependency introduced, has the same variability in the generated graphs as the corresponding edge-independent model.
2. **Analyses (Section 5):** We propose *realistic*, *tractable*, and *flexible* realization schemes called *binding* to construct EPGMs with different levels of edge dependency, and derive tractability results on the closed-form subgraph (e.g., triangle) densities.
3. **Algorithms (Section 5):** We propose practical algorithms for graph generation with binding, and for efficient parameter fitting to control the graph statistics generated by EPGMs with binding.
4. **Experiments (Section 6):** We use our binding and fitting algorithms to generate graphs. Via experiments on real-world graphs, we show the power of edge dependency to preserve realistic graph patterns and validate the correctness of our theoretical analyses and practical algorithms.

Reproducibility. The code and datasets are available in the online appendix (Anonymous, 2024).

2 Preliminaries

Graphs. A node-labelled graph $G = (V, E)$ is defined by a *node set* $V = V(G)$ and an *edge set* $E = E(G) \subseteq \binom{V}{2}$.² For a node $v \in V$, the *neighbors* of v are the nodes u such that $(u, v) \in E(G)$, denoted as $N(v; G) = \{u \in V : (u, v) \in E(G)\}$. The *degree* $d(v; G)$ of v is the number of its neighbors, i.e., $d(v; G) = |N(v; G)|$. Given $V' \subseteq V$, the *induced subgraph* of G on V' is $G[V'] = (V', E \cap \binom{V'}{2})$.

Random graph models (RGMs). Fix a node set $V = [n] = \{1, 2, \dots, n\}$. Let $\mathcal{G}(V) = \{G = (V, E) : E \subseteq \binom{V}{2}\}$ denote the set of all $2^{\binom{n}{2}}$ possible node-labelled graphs on V .

Definition 2.1 (RGMs and edge probabilities). Given a node set $V = [n]$ with $n \in \mathbb{N}$, a *random graph model* (RGM) is defined as a probability distribution $f : \mathcal{G}(V) \rightarrow [0, 1]$ with $\sum_{G \in \mathcal{G}(V)} f(G) = 1$. For each graph $G \in \mathcal{G}(V)$, $f(G)$ is the probability of G being generated by the RGM f . For each node pair (u, v) with $u, v \in V$, the *edge probability* of (u, v) under the RGM f is $\Pr_f[(u, v)] := \sum_{G \in \mathcal{G}(V)} f(G) \mathbf{1}[(u, v) \in E(G)]$, where $\mathbf{1}[\cdot]$ is the indicator function.

Edge independent graph models (EIGMs). Given edge probabilities, edge independency is widely assumed in many existing RGMs, resulting in the concept of EIGMs (also known as *inhomogeneous Erdős-Rényi graphs* (Klopp et al., 2017)).

Definition 2.2 (EIGMs (Chanpuriya et al., 2021)). Given $p : \binom{V}{2} \rightarrow [0, 1]$, the *edge independent graph model* (EIGM) w.r.t. p is the RGM f_p^{EI} defined by $f_p^{\text{EI}}(G) = \prod_{(u,v) \in E(G)} p(u, v) \prod_{(u',v') \notin E(G)} (1 - p(u', v'))$, $\forall G \in \mathcal{G}(V)$.

3 Related work and background

3.1 Limitations of EIGMs

This work is motivated by the theoretical findings of Chanpuriya et al. (2021) on the limitations of EIGMs. They defined the concept of *overlap* to measure the variability of RGMs, where a high overlap value implies low variability. Roughly speaking, the overlap of an RGM is the expected proportion of edges co-existing in two graphs generated by the RGM.

Definition 3.1 (Overlap (Chanpuriya et al., 2021)). Given an RGM $f : \mathcal{G}(V) \rightarrow [0, 1]$, the *overlap* of f is defined as $\text{Ov}(f) = \frac{\mathbb{E}_f[|E(G') \cap E(G'')|]}{\mathbb{E}_f[|E(G)|]}$, where G, G' , and G'' are three mutually independent random graphs generated by f .

Remark 3.2. High variability (i.e., low overlap) is important for RGMs, since obtaining almost identical graphs by simply duplicating input graphs is not meaningful.

Chanpuriya et al. (2021) showed that EIGMs are unable to generate graphs with high triangle density (i.e., with many triangles) unless EIGMs memorize a whole input graph (i.e., have high overlap).

Theorem 3.3 (EIGMs generate limited triangles (Chanpuriya et al., 2021)). *For any $p : \binom{V}{2} \rightarrow [0, 1]$,*

$$\mathbb{E}_{f_p^{\text{EI}}}[\triangle(G)] \leq \frac{\sqrt{2}}{3} \left(\text{Ov}(f_p^{\text{EI}}) \sum_{(u,v) \in \binom{V}{2}} p(u, v) \right)^{3/2}, \text{ where } \triangle(G) \text{ is the number of triangles in } G.$$

²In this work, we consider undirected unweighted graphs without self-loops following common settings for random graph models. See Appendix E.1 for discussions on more general graphs.

Chanpuriya et al. (2023) recently extended their theoretical results, showing triangle-density upper bounds w.r.t. overlap in different types of edge-dependent RGMs.³ However, neither detailed tractability results nor practical graph generation algorithms were provided,⁴ while tractability results and practical graph generation are our focus in this work.

There exist methods that shift edge probabilities by accept-reject (Mussmann et al., 2015) or mixing different EIGMs (Kolda et al., 2014), in order to improve upon existing EIGMs. Such methods are essentially still EIGMs, and by Theorem 3.3, they inevitably have high overlap (i.e., low variability). See Appendix F.6 for more discussion and empirical evaluation on such methods.

3.2 Edge dependency in RGMs

Edge dependency exists in various RGMs, including preferential attachment models (Barabási & Albert, 1999), small-world graphs (Watts & Strogatz, 1998), copying network models (Kleinberg et al., 1999), and exponential random graph models (Lusher et al., 2013). Some models use additional mechanisms to introduce edge dependency by, e.g., directly forming triangles (Pfeiffer et al., 2012; Wegner & Olhede, 2021). Such models show the power of edge dependency, especially in generating graphs with high clustering. However, they are not based on edge probabilities, and obtaining tractability results on them is often challenging (Drobyshevskiy & Turdakov, 2019).

4 Edge probability graph models (EPGMs): Concepts and basic properties

Given edge probabilities, EIGMs generate graphs assuming edge independency. In contrast, we explore a broader class of edge probability graph models (EPGMs) going beyond edge independency.

Definition 4.1 (EPGMs). Given edge probabilities $p: \binom{V}{2} \rightarrow [0, 1]$, the set of *edge probability graph models* (EPGMs) w.r.t. p is defined as $\mathcal{F}(p) := \{f: \Pr_f[(u, v)] = p(u, v), \forall u, v \in V\}$.

The concept of EPGMs decomposes each RGM into **(F1)** the marginal probability of each edge and **(F2)** how the edge probabilities are realized (i.e., sampled), and (F2) has been overlooked by EIGMs. Below, we show some basic properties of EPGMs and discuss their meanings and implications.

Proposition 4.2. *EIGMs are special cases of EPGMs w.r.t. the same edge probabilities.*

Proof. See Appendix C for all the formal statements and proofs not covered in the main text. \square

Proposition 4.3. *Each RGM can be represented as an EPGM (w.r.t its marginal edge probabilities).*

Proposition 4.3 shows the *generality* of EPGMs, yet also implies the impossibility of exploring all possible EPGMs, which motivates us to find *good subsets* of EPGMs. Also, the generality of EPGMs is conditioned on individual edge probabilities. What can we expect for given edge probabilities? We obtain the upper bounds of expected subgraph densities in the graphs generated by EPGMs.

Proposition 4.4 (Upper bound of edge-group probabilities in EPGMs). *For any $p: \binom{V}{2} \rightarrow [0, 1]$ and any $P \subseteq \binom{V}{2}$, $\Pr_f[P \subseteq E(G)] \leq \min_{(u,v) \in P} p(u, v), \forall f \in \mathcal{F}(p)$.*

Remark 4.5. Later, we shall show that the upper bound in Proposition 4.4 is tight, i.e., we can find EPGMs achieving the upper bound (see Lemma 5.4).

Proposition 4.4 can be applied to obtain the upper bounds of the expected number of specific subgraphs, e.g., cliques and cycles. Below is an example on the number of triangles (i.e., $\Delta(G)$).

Corollary 4.6. *For any p , $\mathbb{E}_f[\Delta(G)] \leq \sum_{\{u,v,w\} \in \binom{V}{3}} \min(p(u, v), p(u, w), p(v, w)), \forall f \in \mathcal{F}(p)$.*

Proposition 4.7 (EPGMs have constant expected degrees and overlap). *For any $p: \binom{V}{2} \rightarrow [0, 1]$, the expected node degrees and overlap (see Definition 3.1) of all the EPGMs w.r.t. p are constant.*

Proposition 4.7 implies that compared to EIGMs, considering more general EPGMs neither changes expected degrees nor impairs the variability of the generated graphs. As discussed in Remark 3.2, high variability is important and desirable for random graphs.

In this work, we explore EPGMs from both theoretical and practical perspectives, aiming to answer two research questions inspired by the basic properties of EPGMs above:

- **(RQ1; Theory)** How to find good subsets of EPGMs that are realistic, flexible, and tractable?
- **(RQ2; Practice)** How to generate graphs using such EPGMs and fit the parameters of EPGMs?

³In EPGMs, the overlap is constant yet we can have different triangle densities. See Proposition 4.7.

⁴Their graph generation algorithm is not practical since it relies on maximal clique enumeration, which is time-consuming (Eblen et al., 2012). See Appendix E.2 for more discussions.

5 Binding: Realistic, flexible, and tractable EPGMs

We aim to construct EPGMs that are *realistic* (i.e., high clustering) and *flexible* (i.e., different levels of dependency), in a *tractable* (i.e., controllable graph statistics) way.

5.1 General binding: Realistic EPGMs with high subgraph densities

How to construct *realistic* EPGMs with high subgraph densities? We study *binding* that introduces positive dependency among edges, where multiple edges' (in)existences are determined together.

Algorithm 1: General Binding

Input : (1) $p: \binom{V}{2} \rightarrow [0, 1]$: edge probabilities;
(2) \mathcal{P} s.t. $\binom{V}{2} = \bigcup_{P \in \mathcal{P}} P$: pair partition
Output : G : generated graph

```

1  $E \leftarrow \emptyset$ 
2 for  $P \in \mathcal{P}$  do
3    $E \leftarrow E \cup \text{binding}(p, P)$ 
4 return  $G = (V, E)$ 
5 Procedure  $\text{binding}(\hat{p}, \hat{P})$ 
6   sample a random variable  $s \sim \mathcal{U}(0, 1)$ 
7    $\hat{E} \leftarrow \emptyset$ 
8   for  $(u, v) \in \hat{P}$  do
9     if  $s \leq \hat{p}(u, v)$  then
10        $\hat{E} \leftarrow \hat{E} \cup \{(u, v)\}$ 
11 return  $\hat{E}$ 

```

Formally, binding is the probabilistic process in Algorithm 1, where we have a partition of all the pairs, and the node pairs in each group $P \in \mathcal{P}$ are *bound* together in that the (in)existences of the edges are determined *dependently*. Note that, in our practical algorithms (Algorithms 2 and 3) to be introduced later, we do not need to choose an explicit partition \mathcal{P} beforehand.

There are two basic properties of binding: (i) binding is *correct*, i.e., generates EPGMs, and (ii) binding is *realistic*, i.e., improves subgraph densities upon EIGMs.

Proposition 5.1. *Algorithm 1 with input p (and any \mathcal{P}) produces an EPGM w.r.t. p .*

Proposition 5.2. *Binding produces higher or equal subgraph densities, compared to the corresponding EIGMs.*

Remark 5.3. There are EPGMs with lower subgraph densities, which are against our motivation to improve upon EIGMs w.r.t. subgraph densities and are out of this work's scope. That said, they may be useful in scenarios where dense subgraphs are unwanted, e.g., disease control (Wong & Li, 2020).

With binding, we can construct EPGMs with different levels of edge dependency by different ways of binding the node pairs. Let us first study two extreme cases.

Minimal binding. EIGMs are the case with minimal binding, i.e., without binding, where the partition contains only sets of a single pair, i.e., $\mathcal{P} = \{\{(u, v)\}: u, v \in V\}$.

Maximal binding. Maximal binding corresponds to the case with $\mathcal{P} = \{\binom{V}{2}\}$, i.e., all the pairs are bound together. It achieves the upper bound of subgraph densities, i.e., the maximal edge-group probabilities in Proposition 4.4, showing that the upper bound is tight, as mentioned in Remark 4.5.

Lemma 5.4 (Maximal binding achieves maximum edge-group probabilities). *For any $p: \binom{V}{2} \rightarrow [0, 1]$ and any edge-group $P \subseteq \binom{V}{2}$, $\Pr_{f_{p; \binom{V}{2}}^{BD}}[P \subseteq E(G)] = \min_{(u, v) \in P} p(u, v)$, $\forall f \in \mathcal{F}(p)$, where $f_{p; \mathcal{P}}^{BD}$ denotes the RGM defined by $f_{p; \mathcal{P}}^{BD}(G) = \Pr[\text{Algorithm 1 outputs } G \text{ with inputs } p \text{ and } \mathcal{P}]$.*

5.2 Local binding: Flexible and tractable spectrum between two extremes

Intuitively, the more pairs we bind together, the higher subgraph densities we have. Between minimal binding (i.e., EIGMs) and maximal binding that achieves the upper bound of subgraph densities, we can have a *flexible* spectrum. However, the number of possible partitions of node pairs $\binom{V}{2}$ grows exponentially w.r.t. $|V|$, which is hardly tractable. Hence, for better *tractability*, we propose to introduce edge dependency without explicit partitions. Specifically, we propose *local binding*, where we repeatedly sample node groups,⁵ and bind pairs between each sampled node group together. Pairs between the same node group are structurally related, compared to pairs sharing no common nodes.

Real-world motivation. In social networks, each group "bound together" can represent a group interaction, e.g., an offline social event (meeting, conference, party) or an online social event (group chat, Internet forum, online game). In such social events, people gather together, and the communications/relations between them likely co-occur. At the same time, not all people in such events would necessarily communicate with each other, e.g., some people are more familiar with

⁵We use independent *node* sampling (yet still with *edge* dependency) which is simple, tractable, and works empirically well in our experiments. See Appendix E.3 for more discussions.

each other. This is the point of considering binding with various edge probabilities (instead of just inserting cliques). See Appendix E.4 for more discussions.

Algorithm 2: Local binding

Input : (1) $p: \binom{V}{2} \rightarrow [0, 1]$: edge probabilities;
(2) $g: V \rightarrow [0, 1]$: node-sampling probabilities;
(3) R : maximum number of rounds for binding

Output : G : generated graph

```

1  $\mathcal{P} \leftarrow \emptyset; i_{\text{round}} \leftarrow 0; P_{\text{rem}} \leftarrow \binom{V}{2}$  ▷ Initialization
2 while  $P_{\text{rem}} \neq \emptyset$  do
3   if  $i_{\text{round}} = R$  then
4     break ▷ Reaching the round limit
5    $i_{\text{round}} \leftarrow i_{\text{round}} + 1$ 
6   sample  $V_s \subseteq V$  with  $\Pr[v \in V_s] = g(v)$  independently
7    $P_s \leftarrow \binom{V_s}{2} \cap P_{\text{rem}}$ 
8   if  $P_s \neq \emptyset$  then
9      $\mathcal{P} \leftarrow \mathcal{P} \cup \{P_s\}$ 
10     $P_{\text{rem}} \leftarrow P_{\text{rem}} \setminus P_s$ 
11  $\mathcal{P} \leftarrow \mathcal{P} \cup \{(u, v) : (u, v) \in P_{\text{rem}}\}$ 
12 return the output of Algorithm 1 with inputs  $p$  and  $\mathcal{P}$ 

```

In Algorithm 2, we repeatedly sample a subset of nodes (Line 6) and group the ungrouped pairs between the sampled nodes (Line 9). We maintain P_{rem} to ensure disjoint partitions (Lines 7 and 10). For practical usage, we consider a limited number (i.e., R) of rounds for binding (Lines 3 and 4) otherwise it may take a long time to exhaust all the pairs. Algorithm 2 is also a probabilistic process, and we use $f_{p;g,R}^{\text{LB}}$ to denote the corresponding RGM, i.e., $f_{p;g,R}^{\text{LB}}(G) = \Pr[\text{Algorithm 2 outputs } G \text{ with inputs } p, g, \text{ and } R]$. As a special case of binding, local binding is also correct, i.e., generates EPGMs.

Proposition 5.5. *Algorithm 2 with input p (and any g and R) produces an EPGM w.r.t. p .*

Remark 5.6. We introduce node-sampling probabilities (i.e., g) to sample node groups with better tractability, without explicit partitions. With higher node-sampling probabilities, larger node groups are bound together, and the generated graphs are expected to have higher subgraph densities. Specifically, local binding forms a spectrum between the two extreme cases. When $g(v) \equiv 0$, local binding reduces to minimal binding, i.e., EIGMs. When $g(v) \equiv 1$, it reduces to maximal binding.

Theorem 5.7 (Time complexity of graph generation with local binding). *Given $p: \binom{V}{2} \rightarrow [0, 1]$, $g: V \rightarrow [0, 1]$, and $R \in \mathbb{N}$, $f_{p;g,R}^{\text{LB}}$ generates a graph in $O(R(\sum_{v \in V} g(v))^2 + |V|^2)$ time with high probability,⁶ with the worst case $O(R|V|^2)$.*

We derive tractability results of local binding on the closed-form expected number of motifs (i.e., induced subgraphs; see Section 2). For this, we derive the probabilities of all the possible motifs for each node group, then we can compute the expected number of motifs by taking the summation over all different node groups, which can be later used for parameter fitting (see Section 5.4).

Theorem 5.8 (Tractable motif probabilities with local binding). *For any $p: \binom{V}{2} \rightarrow [0, 1]$, $g: V \rightarrow [0, 1]$, $R \in \mathbb{N}$, and $V' = \{u, v, w\} \in \binom{V}{3}$, we can compute the closed-form $\Pr_{f_{p;g,R}^{\text{LB}}}[E(G[V'])] = E^*$, $\forall E^* \subseteq \binom{V'}{2}$, as a function w.r.t. p , g , and R (the detailed formulae are in Appendix C.4).*

Proof sketch. We (1) consider all the sub-cases of how all the pairs are partitioned and grouped, (2) compute the motif probabilities conditioned on each sub-case, and (3) take the summation of motif probabilities in all the sub-cases. See Appendix C.4 for the full proof and the detailed formulae. \square

Remark 5.9. Having closed-form formulae of motif probabilities allows us to estimate the output and fit the parameters of RGMs (see Section 5.4). Theorem 5.8 can be extended to larger $|V'|$ with practical difficulties from the increasing sub-cases as motif size increases. See Appendix C.4.

Theorem 5.10 (Time complexity of computing motif probabilities with local binding). *Given $p: \binom{V}{2} \rightarrow [0, 1]$, $g: V \rightarrow [0, 1]$, and $R \in \mathbb{N}$, computing $\Pr_{f_{p;g,R}^{\text{LB}}}[E(G[V'])] = E^*$ takes $O(|V'|^3)$ in total for all $E^* \subseteq \binom{V'}{2}$ and $V' \in \binom{V}{3}$.*

5.3 Parallel binding: The parallelizable icing on the cake

In local binding, the sampling order matters, i.e., later rounds are affected by earlier rounds. Specifically, if one pair is already determined in an early round, even if it is sampled again in later rounds, its (in)existence cannot be changed. This property hinders the parallelization of the binding process and the derivation of tractability analyses. This property also implies that each pair can only be bound together once, entailing less flexibility in the group interactions.

⁶That is, $\lim_{|V| \rightarrow \infty} \Pr[\text{it takes } O(R(\sum_{v \in V} g(v))^2 + |V|^2)] = 1$.

We thus propose a more flexible and naturally *parallelizable* binding algorithm, *parallel binding*. Specifically, we consider the probabilistic process in Algorithm 3, and let $f_{p;g,R}^{\text{PB}}$ denote the corresponding RGM defined by $f_{p;g,R}^{\text{PB}}(G) = \Pr[\text{Algorithm 3 outputs } G \text{ with inputs } p, g, \text{ and } R]$.

Algorithm 3: Parallel binding

Input : (1) $p: \binom{V}{2} \rightarrow [0, 1]$: edge probabilities;
(2) $g: V \rightarrow [0, 1]$: node-sampling probabilities;
(3) R : the number of rounds for binding

Output : G : generated graph

```

1  $E \leftarrow \emptyset$  ▷ Initialization
2  $r(u, v) \leftarrow \min(\frac{1-p(u,v)}{g(u)g(v)}^{1/R}, 1), \forall u, v \in V$ 
3  $p_{\text{rem}}(u, v) \leftarrow \max(1 - \frac{1-p(u,v)}{(1-g(u)g(v))^R}, 0), \forall u, v \in V$ 
4 for  $i_{\text{round}} = 1, 2, \dots, R$  do
5   sample  $V_s \subseteq V$  with  $\Pr[v \in V_s] = g(v)$  independently
6    $E \leftarrow E \cup \text{binding}(r, \binom{V_s}{2})$  ▷ See Alg. 1
7 for  $(u, v) \in \binom{V}{2}$  s.t.  $p_{\text{rem}}(u, v) > 0$  do
8   sample a random variable  $s \sim \mathcal{U}(0, 1)$ 
9   if  $s \leq p_{\text{rem}}(u, v)$  then
10     $E \leftarrow E \cup \{(u, v)\}$ 
11 return  $G = (V, E)$ 

```

The high-level idea is to make each round of binding probabilistically equivalent (see Lines 4 to 6). Specifically, in each round, we insert edges with low probabilities (compared to the ones in p) while maintaining the final individual edge probabilities, by the calculation of r and p_{rem} at Lines 2 and 3. We can straightforwardly parallelize the rounds by, e.g., multi-threading.

Although parallel binding is algorithmically different from (local) binding (e.g., no partition is used), it shares many theoretical properties with local binding. Specifically, Proposition 5.5, Remark 5.6, Theorem 5.7, Theorem 5.8, Remark 5.9, and Theorem 5.10 also apply to parallel binding. This implies that we maintain (or even improve; see, e.g., Remark 5.11)

correctness, tractability, flexibility, and efficiency when using parallel binding instead of local binding. See Appendix C.5 for the formal statements and proofs.

Remark 5.11. We also derive tractability results of parallel binding on the expected number of (non-)isolated nodes. It is much more challenging to derive such results for local binding due to the properties mentioned above, i.e., later rounds are affected by earlier rounds. Since our main focus is on subgraph densities, see Appendix D for all the analysis regarding (non-)isolated nodes.

5.4 Efficient parameter fitting with node equivalence

Since our closed-form tractability results are functions involving only arithmetic operations on the parameters, differentiable optimization techniques (e.g., gradient descent) are possible for parameter fitting. The fitting objective can be any function of 3-motif probabilities. For example, one can fit the (expected) number of triangles ($\mathbb{E}_{f_{p;g,R}^X}[\Delta(G)]$) to the ground-truth number in an input

graph ($\Delta(G_{\text{input}})$) by minimizing the “difference” between them, e.g., $(1 - \frac{\mathbb{E}_{f_{p;g,R}^X}[\Delta(G)]}{\Delta(G_{\text{input}})})^2$, where

$\mathbb{E}_{f_{p;g,R}^X}[\Delta(G)] = \sum_{V' \in \binom{V}{3}} \Pr_{f_{p;g,R}^X}[E(G[V']) = \binom{V'}{2}]$ are obtainable by the tractability results (Theorems 5.8 and C.4) with $X \in \{\text{LB}, \text{PB}\}$ indicating the binding scheme (LB represents local binding and PB represents parallel binding).

Efficient evaluation of the fitting objective is important. A key challenge is that the naive computation takes $O(|V|^3)$ time in total by considering all $O(|V|^3)$ different possible node groups V' (see Theorems 5.8 and C.4). We aim to improve the speed of computing the tractability results by considering *node equivalence* w.r.t. motif probabilities in various edge-probability models. Equivalent nodes form equivalent node groups, which reduces the number of distinct node groups to calculate.

Erdős-Rényi (ER) model. The ER model (Erdős & Rényi, 1959) outputs uniform edge probabilities, and all the nodes are equivalent. Hence, we set all the node-sampling probabilities identical, i.e., $g(v) = g_0, \forall v \in V$ for a single parameter $g_0 \in [0, 1]$.

Lemma 5.12 (Reduced time complexity with ER). *For ER, the time complexities of computing 3-motif probabilities can be reduced from $O(|V|^3)$ to $O(1)$.*

Chung-Lu (CL) model. The CL model (Chung & Lu, 2002) outputs edge probabilities with expected degrees $D = (d_1, d_2, \dots, d_n)$, and nodes with the same degree are equivalent. We set node-sampling probabilities as a function of degree with k_{deg} parameters, where $k_{\text{deg}} := |\{d_1, d_2, \dots, d_n\}|$.

Lemma 5.13 (Reduced time complexity with CL). *For CL, the time complexities of computing 3-motif probabilities can be reduced from $O(|V|^3)$ to $O(k_{\text{deg}}^3)$.*

Stochastic block (SB) model The SB model (Holland et al., 1983) outputs edge probabilities with each node assigned to a block (i.e., a group), and nodes partitioned in the same block are equivalent.

Hence, we set the node-sampling probabilities as a function of the block index, with the number of parameters equal to the number of blocks.

Lemma 5.14 (Reduced time complexity with SB). *For SB, the time complexities of computing 3-motif probabilities can be reduced from $O(|V|^3)$ to $O(c^3)$, where c is the total number of blocks.*

Stochastic Kronecker (KR) model With a (commonly used 2-by-2) seed matrix $\theta \in [0, 1]^{2 \times 2}$ and $k_{KR} \in \mathbb{N}$, the KR model (Leskovec et al., 2010) outputs edge probabilities as the k_{KR} -th Kronecker power of θ . In KR, each node $i \in [2^{k_{KR}}]$ is associated with a binary node label of length k_{KR} , i.e., the binary representation of $i - 1$. Nodes with the same number of ones in their binary node labels are equivalent.⁷ Hence, we set node-sampling probabilities as a function of the number of ones in the binary representation, with $k_{KR} + 1$ parameters.

Lemma 5.15 (Reduced time complexity with KR). *For KR, the time complexities of computing 3-motif probabilities can be reduced from $O(|V|^3)$ to $O(k_{KR}^7)$.*

Note. See Appendix C.6 for more details about parameter fitting, e.g., formal definitions of the models and the details of node equivalence.

6 Experiments

In this section, we empirically evaluate EPGMs with our binding schemes and show the superiority of realization schemes beyond edge independency. Specifically, we show the following two points:

- **(P1)** When we use our tractability results to fit the parameters of EPGMs, we improve upon EIGMs and reproduce high triangle densities, and thus produce high clustering which is a realistic pattern; this also validates the correctness of our tractability results and algorithms.
- **(P2)** We can reproduce other realistic patterns, e.g., power-law degrees and small diameters, especially when the corresponding EIGMs are able to do so; this shows that improving EIGMs w.r.t. clustering by binding does not harm the generation quality w.r.t. other realistic patterns.

6.1 Experimental settings

Datasets. We use six real-world datasets: (1) social networks *hamsterster* (*Hams*) and *facebook* (*Fcbk*), (2) web graphs *polblogs* (*Polb*) and *spam* (*Spam*), and (3) biological graphs *CE-PG* (*Cepg*) and *SC-HT* (*Scht*). See Table 5 in Appendix F.1 for the statistics of the datasets.

Models. We consider the four edge-probability models analyzed in Section 5.4: the Erdős-Rényi (ER) model, the Chung-Lu (CL) model, the stochastic block (SB) model, and the stochastic Kronecker (KR) model. We obtain edge probabilities from those models when given an input graph.

Realization methods. We compare three realization methods: EIGMs (EDGEIND), and EPGMs with local binding (LOCLBDG) and with parallel binding (PARABDG).

Fitting. Since our main focus is to improve triangle densities, in our main experiments, we use the number of triangles as the objective of the fitting algorithms. We use gradient descent for the optimization of parameters. See Appendix F.1 for the detailed experimental settings.

6.2 P1: EPGMs reproduce high clustering (Table 1)

EPGMs with binding reproduce realistic high clustering. In Table 1, for each dataset and each model, we compare three clustering-related metrics, the number of triangles (Δ), the global clustering coefficient (GCC), and the average local clustering coefficient (ALCC), in the ground-truth (GROUND) graph and the graphs generated with each realization method. For each dataset and each model, we compute the ranking of each method according to the absolute error w.r.t. each metric, and show the average rankings (ARs) over datasets and models in Table 1. The statistics are averaged over 100 generated graphs. See Appendix F.2 for the full results with standard deviations.

The number of triangles, which is the objective of our fitting algorithms, can be almost perfectly preserved by both LOCLBDG and PARABDG in most cases, showing the correctness and effectiveness of our algorithms. Notably, as the theoretical results (Theorem 3.3) imply, EIGMs fail to generate graphs with enough triangles in most cases. GCC and ALCC are also significantly improved (upon EIGMs) in most cases, while PARABDG has noticeably higher ALCC than LOCLBDG. In some rare cases, PARABDG generates graphs with exceedingly high GCC and/or ALCC and have higher absolute errors compared to EIGMs.

⁷The equivalence in KR is slightly weaker than that in the other three models. This is why the reduced time complexity is $O(k_{KR}^7)$ instead of $O(k_{KR}^3)$. See Appendix C.6.4 for more details.

Table 1: The clustering metrics of generated graphs. The number of triangles (Δ) is normalized. For each dataset and each model, the best result is in bold and the second best is underlined. AR represents average ranking. The statistics are averaged over 100 random trails. See Table 6 in Appendix F.2 for the full results with standard deviations. **Our binding schemes (LOCLBDG and PARABDG) are consistently and clearly beneficial for improving clustering, and generating graphs with realistic clustering metrics.**

dataset		<i>Hams</i>			<i>Fcbk</i>			<i>Polb</i>			<i>Spam</i>			<i>Cepg</i>			<i>Scht</i>			AR over dataset		
metric		Δ	GCC	ALCC	Δ	GCC	ALCC	Δ	GCC	ALCC	Δ	GCC	ALCC	Δ	GCC	ALCC	Δ	GCC	ALCC	Δ	GCC	ALCC
model	GROUND _T	1.00	0.23	0.54	1.00	0.52	0.61	1.00	0.23	0.32	1.00	0.14	0.29	1.00	0.32	0.45	1.00	0.38	0.35	N/A	N/A	N/A
ER	EDGEIND	0.01	0.01	0.01	0.01	0.01	0.01	0.03	0.02	0.02	0.01	0.00	0.00	0.04	0.03	0.03	0.03	0.03	0.03	3.0	2.7	2.5
	LOCLBDG	1.00	0.32	0.24	1.01	0.45	0.22	0.95	0.34	0.25	0.99	0.34	0.23	1.02	0.40	0.26	1.01	0.42	0.25	1.7	1.3	1.3
	PARABDG	<u>0.99</u>	<u>0.39</u>	0.64	1.00	0.57	0.81	1.02	<u>0.41</u>	0.66	0.99	0.40	0.66	<u>0.97</u>	<u>0.51</u>	<u>0.75</u>	0.99	<u>0.56</u>	0.79	1.3	<u>2.0</u>	<u>2.2</u>
CL	EDGEIND	0.30	0.07	0.06	0.12	0.06	0.06	0.79	0.18	0.17	0.50	0.07	0.06	0.68	0.23	0.22	0.64	0.24	0.23	3.0	3.0	2.5
	LOCLBDG	0.99	0.17	0.26	1.03	0.26	0.30	1.00	0.21	0.34	1.03	0.12	0.26	1.00	0.29	0.43	1.04	0.32	0.47	1.7	1.8	1.5
	PARABDG	1.00	0.18	0.47	1.01	0.34	0.63	<u>1.01</u>	0.22	0.47	1.01	0.13	<u>0.44</u>	1.00	0.31	<u>0.58</u>	<u>1.14</u>	<u>0.29</u>	0.61	1.3	1.2	<u>2.0</u>
SB	EDGEIND	0.26	0.08	0.04	0.15	0.14	0.08	0.48	0.14	0.16	0.53	0.09	0.04	0.66	0.26	0.20	0.64	0.27	0.13	3.0	3.0	3.0
	LOCLBDG	1.04	0.22	0.24	0.93	0.43	0.33	0.99	0.24	0.35	0.98	0.15	0.22	0.99	0.32	0.41	1.03	0.35	0.39	1.7	1.2	1.3
	PARABDG	0.99	<u>0.24</u>	0.52	1.03	0.53	0.56	<u>1.01</u>	<u>0.18</u>	<u>0.25</u>	0.99	<u>0.16</u>	<u>0.36</u>	<u>1.05</u>	<u>0.33</u>	<u>0.36</u>	0.97	<u>0.34</u>	<u>0.44</u>	1.3	<u>1.8</u>	<u>1.7</u>
KR	EDGEIND	0.18	0.04	0.06	0.05	0.04	0.04	0.10	0.04	0.07	0.06	0.01	0.03	0.13	0.07	0.12	0.03	0.03	0.05	3.0	3.0	3.0
	LOCLBDG	1.09	0.15	0.23	0.93	0.24	0.27	1.06	0.14	0.23	0.94	0.12	0.19	0.99	0.17	0.31	1.44	0.18	0.28	2.0	<u>2.0</u>	1.7
	PARABDG	1.00	0.17	0.39	0.97	0.35	0.60	0.94	0.22	<u>0.42</u>	1.05	0.16	0.38	1.00	0.28	0.46	1.07	0.35	<u>0.58</u>	1.0	1.0	1.3
AR over models	EDGEIND	3.0	3.0	3.0	3.0	3.0	3.0	3.0	3.0	<u>2.5</u>	3.0	2.5	2.8	3.0	3.0	3.0	3.0	3.0	<u>2.3</u>	3.0	2.9	2.8
	LOCLBDG	<u>1.8</u>	1.5	<u>2.0</u>	<u>2.0</u>	<u>2.0</u>	<u>2.0</u>	1.5	1.5	1.0	<u>2.0</u>	1.8	1.3	1.5	1.5	1.3	<u>1.8</u>	1.3	1.3	<u>1.8</u>	<u>1.6</u>	1.5
	PARABDG	1.3	1.5	1.0	1.0	1.0	1.0	1.5	1.5	2.5	1.0	1.8	2.0	1.5	1.5	1.8	1.3	1.8	2.5	1.3	1.5	1.8

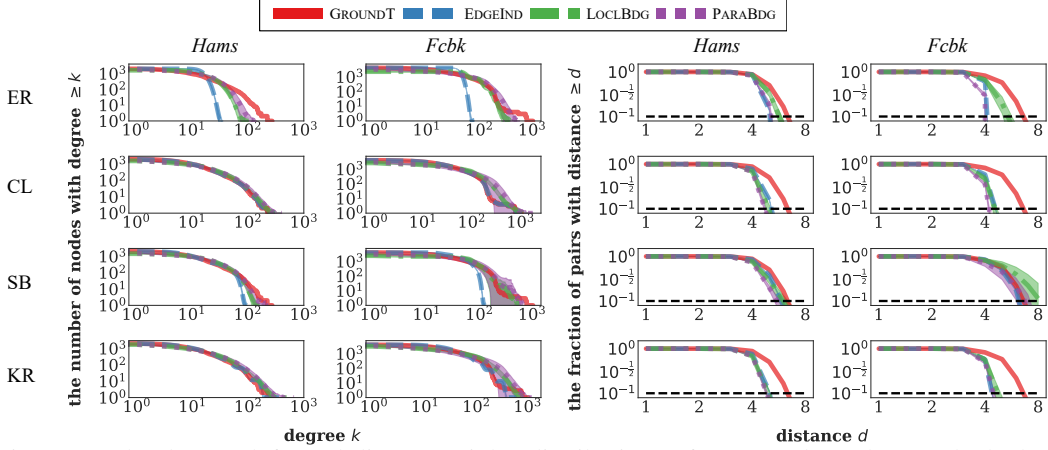


Figure 1: The degree (left) and distance (right) distributions of generated graphs. Each shaded area represents one standard deviation. The plots are in a log-log scale. **Our binding schemes (LOCLBDG and PARABDG) do not negatively affect degree or distance distributions, and provide improvements sometimes (e.g., for the ER model).**

6.3 P2: EPGMs generate realistic degrees and distances (Figure 1)

EPGMs with binding (LOCLBDG and PARABDG) also reproduce other realistic patterns. In Figure 1, for each dataset (each column) and each model (each row), we compare the degree distributions and distance distributions in the ground-truth graph and the graphs generated with each realization method. Specifically, for each realization method, we count the number of nodes with degree at least k for each $k \in \mathbb{N}$ and count the number of pairs in the largest connected component with distance at least d for each $d \in \mathbb{N}$ in each generated graph, and take the average number over 100 generated graphs. See Appendix F.3 for the formal definitions and full results.

EPGMs with binding generate graphs with realistic patterns: power-law degrees and small diameters (i.e., small distances). Both schemes (LOCLBDG and PARABDG) perform comparably well while LOCLBDG performs noticeably better with ER and PARABDG performs noticeably better with KR. Importantly, when the edge probabilities output power-law expected degrees (e.g., CL and KR), the degree distributions are well preserved with binding. Edge-independent ER cannot generate power-law degrees (Bollobás & Riordan, 2003), and binding alleviates this problem.

6.4 Graph generation speed (Table 2)

In Table 2, we compare the running time of graph generation (averaged over 100 random trials) using EDGEIND,⁸ LOCLBDG, PARABDG, and serialized PARABDG without parallelization (PARABDG-s) with the stochastic Kronecker (KR) model.

⁸We use `krongen` in SNAP (Leskovec & Sosič, 2016), which is parallelized and optimized for KR.

Among the competitors, EDGEIND is the fastest with the simplest algorithmic nature. Between the two binding schemes, PARABDG is noticeably faster than LOCLBDG, and is even faster with parallelization. Fitting the same number of triangles, PARABDG usually requires lower node-sampling probabilities and thus deals with fewer pairs in each round, and is thus faster even when serialized. See Appendix F.4 for more discussions and the full results.

6.5 Joint optimization of edge probabilities and node-sampling probabilities (Table 3)

In addition to optimizing node-sampling probabilities for given edge probabilities, we can also jointly optimize both kinds of probabilities. In Table 3, we compare the clustering of the ground-truth graph and the graphs generated by EPGMs using three variants of parallel binding: (1) PARABDG with the number of triangles as the objective (the one used in Table 1), (2) PARABDG-W with the numbers of triangles and wedges as the objective (given edge probabilities), (3) PARABDG-JW jointly optimizing both kinds of probabilities, with the numbers of triangles and wedges as the objective.

On both *Hams* and *Fcbk*, PARABDG and PARABDG-W can well fit the number of triangles but have noticeable errors w.r.t. the number of wedges (and thus w.r.t. GCC), while PARABDG-JW with joint optimization accurately fits both the numbers of triangles and wedges. On the other datasets, the three variants perform similarly well, because PARABDG already preserves both the numbers of triangles and wedges well and there is not much room for improvement. With joint optimization, the degree and distance distributions are still well preserved (see Appendix F.5).

Table 3: The clustering metrics of the graphs generated by three variants of parallel binding. The number of triangles (Δ) is normalized. For each dataset and each model, the best result is in bold and the second best is underlined. **Joint optimization further enhances the power of our binding scheme PARABDG to reproduce realistic graph patterns.**

dataset	<i>Hams</i>			<i>Fcbk</i>		
metric	Δ	GCC	ALCC	Δ	GCC	ALCC
GROUND _T	1.000	0.229	0.540	1.000	0.519	0.606
PARABDG	<u>0.997</u>	0.165	<u>0.394</u>	0.971	0.347	0.605
PARABDG-W	0.964	<u>0.176</u>	0.260	<u>1.021</u>	<u>0.408</u>	0.458
PARABDG-JW	0.999	0.230	0.448	1.018	0.521	<u>0.644</u>

6.6 Extra experimental results

As discussed in Section 3.1, some existing methods shift edge probabilities by various mechanisms. Such methods are essentially EIGMs and inevitably trade off between variability and the ability to generate high-clustering graphs (by Theorem 3.3). Compared to such methods (specifically, BCL by Musmann et al. (2015) and BTER by Kolda et al. (2014)), we empirically validate that EPGMs with binding achieve comparable or even better performance in generating high-clustering graphs, with much higher variability (recall that high variability is important for RGMs, since obtaining almost identical graphs is not meaningful; see Remark 3.2). See Appendix F.6 for more details.

Due to the page limit, the full results are in Appendix F. Our fitting algorithms also assign different node-sampling probabilities to different nodes (See Appendix F.1). Moreover, as mentioned in Remark 5.11, for parallel binding, we can fit and control the number of (non-)isolated nodes; see Appendix D for the theoretical analyses and experimental results.

7 Conclusion and limitations

In this work, we show that realization beyond edge independence can produce more realistic structures while ensuring high tractability. We formally define EPGMs (Definition 4.1) and show their basic properties (Propositions 4.2-4.7). We propose *realistic*, *tractable*, and *flexible* realization schemes called *binding* (Algorithm 1) with two practical variants: local binding (Algorithm 2) and parallel binding (Algorithm 3). We derive tractability results (Theorems 5.8 and C.4) on the closed-form subgraph densities, and propose efficient parameter fitting (Section 5.4; Lemmas 5.12-5.15). We conduct extensive experiments to show the empirical power of EPGMs with binding (Section 6).

A limitation of our methods is that EPGMs with binding generate more isolated nodes than EIGMs due to higher variance. However, we can address the limitation by fitting and controlling the number of (non-) isolated nodes with the tractability results, as mentioned in Remark 5.11. More details are provided in Appendix D. Moreover, as discussed in Remark 5.3, binding only covers a subset of EPGMs, and we will explore the other types of EPGMs in the future.

Table 2: The time (in seconds) for graph generation with different realization methods.

	<i>Hams</i>	<i>Fcbk</i>
EDGEIND	0.1	0.1
LOCLBDG	4.7	49.0
PARABDG	0.3	1.7
PARABDG-S	3.2	12.6

References

- Adamic, L. A. and Glance, N. The political blogosphere and the 2004 us election: divided they blog. In *LinkKDD workshop*, 2005.
- Ahmed, K., Zeng, Z., Niepert, M., and Broeck, G. V. d. SIMPLE: A gradient estimator for k -subset sampling. In *ICLR*, 2023.
- Anastassiou, D. Computational analysis of the synergy among multiple interacting genes. *Molecular systems biology*, 3(1):83, 2007.
- Anonymous. Exploring edge probability graph models beyond edge independency: Code and datasets. <https://anonymous.4open.science/r/epgm-7EBE>, 2024.
- Barabási, A.-L. and Albert, R. Emergence of scaling in random networks. *science*, 286(5439):509–512, 1999.
- Bell, E. T. Exponential numbers. *The American Mathematical Monthly*, 41(7):411–419, 1934.
- Bollobás, B. and Riordan, O. M. Mathematical results on scale-free random graphs. *Handbook of graphs and networks: from the genome to the internet*, pp. 1–34, 2003.
- Brisette, C. and Slota, G. M. Limitations of chung lu random graph generation. In *International Workshop on Complex Networks and Their Applications*, 2021.
- Brisette, C., Liu, D., and Slota, G. M. Correcting output degree sequences in chung-lu random graph generation. In *International Conference on Complex Networks and Their Applications*, 2022.
- Bu, F., Kang, S., and Shin, K. Interplay between topology and edge weights in real-world graphs: concepts, patterns, and an algorithm. *Data Mining and Knowledge Discovery*, 37:2139 – 2191, 2023.
- Castillo, C., Chellapilla, K., and Denoyer, L. Web spam challenge 2008. In *AIRWeb workshop*, 2008.
- Chakrabarti, D. and Faloutsos, C. Graph mining: Laws, generators, and algorithms. *ACM computing surveys*, 38(1):2–es, 2006.
- Chanpuriya, S., Musco, C., Sotiropoulos, K., and Tsourakakis, C. On the power of edge independent graph models. In *NeurIPS*, 2021.
- Chanpuriya, S., Musco, C., Sotiropoulos, K., and Tsourakakis, C. On the role of edge dependency in graph generative models. *arXiv 2312.03691*, 2023.
- Cho, A., Shin, J., Hwang, S., Kim, C., Shim, H., Kim, H., Kim, H., and Lee, I. Wormnet v3: a network-assisted hypothesis-generating server for caenorhabditis elegans. *Nucleic acids research*, 42(W1):W76–W82, 2014.
- Chung, F. and Lu, L. Connected components in random graphs with given expected degree sequences. *Annals of combinatorics*, 6(2):125–145, 2002.
- Chung, J., Pedigo, B. D., Bridgeford, E. W., Varjavand, B. K., Helm, H. S., and Vogelstein, J. T. Grasp: Graph statistics in python. *Journal of Machine Learning Research*, 20:1–7, 2019.
- Dagum, L. and Menon, R. Openmp: an industry standard api for shared-memory programming. *IEEE computational science and engineering*, 5(1):46–55, 1998.
- Drobyshevskiy, M. and Turdakov, D. Random graph modeling: A survey of the concepts. *ACM computing surveys*, 52(6):1–36, 2019.
- Eblen, J. D., Phillips, C. A., Rogers, G. L., and Langston, M. A. The maximum clique enumeration problem: algorithms, applications, and implementations. In *BMC bioinformatics*, volume 13, pp. 1–11, 2012.
- Erdős, P. and Rényi, A. On random graphs i. *Publicationes Mathematicae Debrecen*, 6:290–297, 1959.

- Felmler, D. and Faris, R. Interaction in social networks. In *Handbook of social psychology*, pp. 439–464. Springer, 2013.
- Gottesman, I. I. and Hanson, D. R. Human development: Biological and genetic processes. *Annual review of psychology*, 56:263–286, 2005.
- Hamsterster. Hamsterster social network. <http://www.hamsterster.com>.
- Holland, P. W., Laskey, K. B., and Leinhardt, S. Stochastic blockmodels: First steps. *Social networks*, 5(2):109–137, 1983.
- Iacopini, I., Petri, G., Baronchelli, A., and Barrat, A. Group interactions modulate critical mass dynamics in social convention. *Communications Physics*, 5(1):64, 2022.
- Jang, H., Choe, S. P., Gunkel, S. N., Kang, S., and Song, J. A system to analyze group socializing behaviors in social parties. *IEEE Transactions on Human-Machine Systems*, 47(6):801–813, 2016.
- Kingma, D. P. and Ba, J. Adam: A method for stochastic optimization. In *ICLR*, 2015.
- Kleinberg, J. M., Kumar, R., Raghavan, P., Rajagopalan, S., and Tomkins, A. S. The web as a graph: Measurements, models, and methods. In *COCOON*, 1999.
- Klopp, O., Tsybakov, A. B., and Verzelen, N. Oracle inequalities for network models and sparse graphon estimation. *Annals of Statistics*, 45(1):316–354, 2017.
- Kolda, T. G., Pinar, A., Plantenga, T., and Seshadhri, C. A scalable generative graph model with community structure. *SIAM Journal on Scientific Computing*, 36(5):C424–C452, 2014.
- LaRock, T. and Lambiotte, R. Encapsulation structure and dynamics in hypergraphs. *Journal of Physics: Complexity*, 4(4):045007, 2023.
- Lee, G., Choe, M., and Shin, K. How do hyperedges overlap in real-world hypergraphs?-patterns, measures, and generators. In *theWebConf (WWW)*, 2021.
- Leskovec, J. and Krevl, A. SNAP Datasets: Stanford large network dataset collection. <http://snap.stanford.edu/data>, June 2014.
- Leskovec, J. and McAuley, J. Learning to discover social circles in ego networks. In *NeurIPS*, 2012.
- Leskovec, J. and Sosič, R. Snap: A general-purpose network analysis and graph-mining library. *ACM Transactions on Intelligent Systems and Technology*, 8(1):1–20, 2016.
- Leskovec, J., Chakrabarti, D., Kleinberg, J., Faloutsos, C., and Ghahramani, Z. Kronecker graphs: an approach to modeling networks. *Journal of Machine Learning Research*, 11(2), 2010.
- Levorato, V. Group measures and modeling for social networks. *Journal of Complex Systems*, 2014, 2014.
- Li, A., Zhou, L., Su, Q., Cornelius, S. P., Liu, Y.-Y., Wang, L., and Levin, S. A. Evolution of cooperation on temporal networks. *Nature communications*, 11(1):2259, 2020.
- Lusher, D., Koskinen, J., and Robins, G. *Exponential random graph models for social networks: Theory, methods, and applications*. Cambridge University Press, 2013.
- Mahdian, M. and Xu, Y. Stochastic kronecker graphs. In *WAW*, 2007.
- Milo, R., Shen-Orr, S., Itzkovitz, S., Kashtan, N., Chklovskii, D., and Alon, U. Network motifs: simple building blocks of complex networks. *Science*, 298(5594):824–827, 2002.
- Moreno, S., Neville, J., and Kirshner, S. Tied kronecker product graph models to capture variance in network populations. *ACM Transactions on Knowledge Discovery from Data*, 12(3):1–40, 2018.
- Murphy, R. C., Wheeler, K. B., Barrett, B. W., and Ang, J. A. Introducing the graph 500. *Cray Users Group*, 19:45–74, 2010.

- Musmann, S., Moore, J., Pfeiffer, J., and Neville, J. Incorporating assortativity and degree dependence into scalable network models. In *AAAI*, 2015.
- Naoumkina, M. A., Modolo, L. V., Huhman, D. V., Urbanczyk-Wochniak, E., Tang, Y., Sumner, L. W., and Dixon, R. A. Genomic and coexpression analyses predict multiple genes involved in triterpene saponin biosynthesis in medicago truncatula. *The Plant Cell*, 22(3):850–866, 2010.
- Newman, M. E. Properties of highly clustered networks. *Physical Review E*, 68(2):026121, 2003.
- Paszke, A., Gross, S., Massa, F., Lerer, A., Bradbury, J., Chanan, G., Killeen, T., Lin, Z., Gimelshein, N., Antiga, L., et al. Pytorch: An imperative style, high-performance deep learning library. In *NeurIPS*, 2019.
- Pervez, A., Lippe, P., and Gavves, E. Scalable subset sampling with neural conditional poisson networks. In *ICLR*, 2023.
- Pfeiffer, J. J., La Fond, T., Moreno, S., and Neville, J. Fast generation of large scale social networks while incorporating transitive closures. In *PASSAT-SocialCom*, 2012.
- Plomin, R. The role of inheritance in behavior. *Science*, 248(4952):183–188, 1990.
- Pritykin, Y., Ghersi, D., and Singh, M. Genome-wide detection and analysis of multifunctional genes. *PLoS computational biology*, 11(10):e1004467, 2015.
- Purushotham, S. and Jay Kuo, C. C. Modeling group dynamics for personalized group-event recommendation. In *SBP*, 2015.
- Reynolds, D. A. et al. Gaussian mixture models. *Encyclopedia of biometrics*, 741(659-663), 2009.
- Rohe, K., Chatterjee, S., and Yu, B. Spectral clustering and the high-dimensional stochastic block-model. *The Annals of Statistics*, pp. 1878–1915, 2011.
- Rossi, R. A. and Ahmed, N. K. The network data repository with interactive graph analytics and visualization. In *AAAI*, 2015.
- Seroussi, G. and Ma, F. On the arithmetic complexity of matrix kronecker powers. *Information processing letters*, 17(3):145–148, 1983.
- Seshadhri, C., Pinar, A., and Kolda, T. G. An in-depth analysis of stochastic kronecker graphs. *Journal of the ACM*, 60(2):1–32, 2013.
- Siek, J. G., Lee, L.-Q., and Lumsdaine, A. *The Boost Graph Library: User Guide and Reference Manual*. Pearson Education, 2001.
- Sloane, N. J. The on-line encyclopedia of integer sequences. In *MKM-Calculamus*, 2007.
- Stamm, F. I., Scholkemper, M., Strohmaier, M., and Schaub, M. T. Neighborhood structure configuration models. In *WWW*, 2023.
- Staudt, C. L., Sazonovs, A., and Meyerhenke, H. Networkkit: A tool suite for large-scale complex network analysis. *Network Science*, 4(4):508–530, 2016.
- Storey, J. D., Madeoy, J., Strout, J. L., Wurfel, M., Ronald, J., and Akey, J. M. Gene-expression variation within and among human populations. *The American Journal of Human Genetics*, 80(3): 502–509, 2007.
- Sussman, D. L., Tang, M., Fishkind, D. E., and Priebe, C. E. A consistent adjacency spectral embedding for stochastic blockmodel graphs. *Journal of the American Statistical Association*, 107(499):1119–1128, 2012.
- Sutter, T. M., Ryser, A., Liebeskind, J., and Vogt, J. E. Differentiable random partition models. *arXiv 2305.16841*, 2023.
- Von Luxburg, U. A tutorial on spectral clustering. *Statistics and computing*, 17:395–416, 2007.

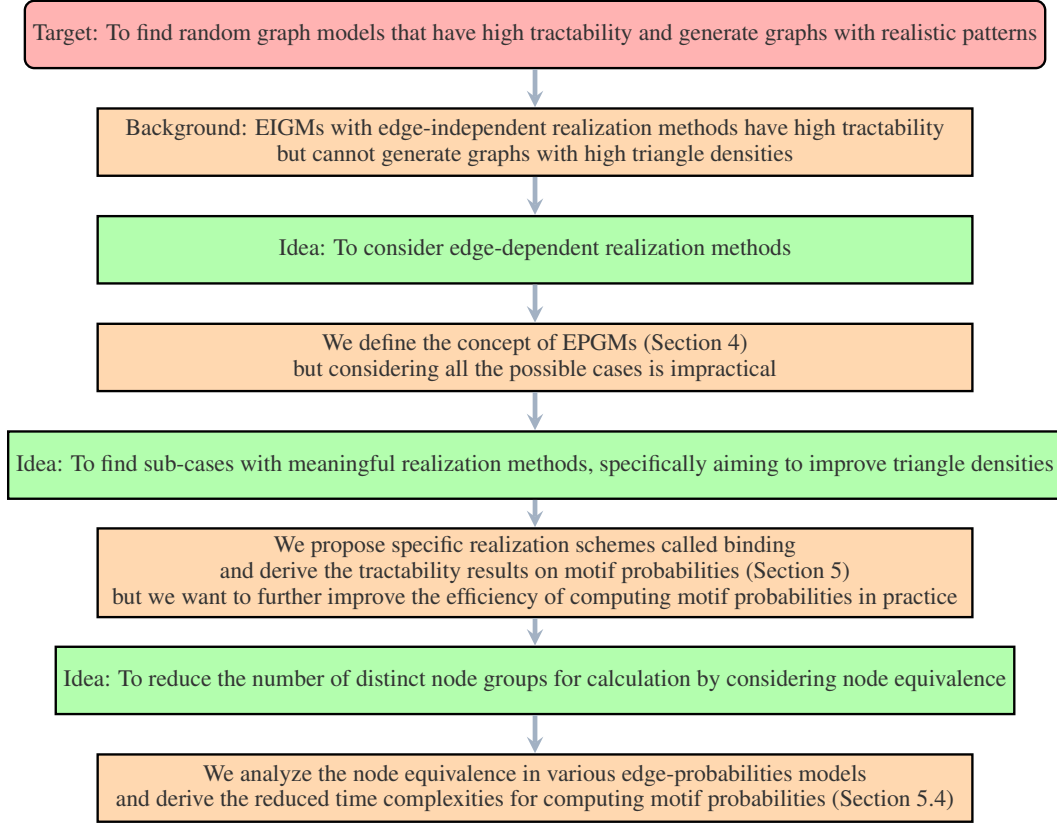
- Watts, D. J. and Strogatz, S. H. Collective dynamics of small-world networks. *nature*, 393(6684): 440–442, 1998.
- Wegner, A. E. and Olhede, S. Atomic subgraphs and the statistical mechanics of networks. *Physical Review E*, 103(4):042311, 2021.
- Wong, D. W. and Li, Y. Spreading of covid-19: Density matters. *Plos one*, 15(12):e0242398, 2020.
- Xie, S. M. and Ermon, S. Reparameterizable subset sampling via continuous relaxations. In *IJCAI*, 2019.

A Potential broader impact

This paper presents work in the field of random graph models. There are many potential societal consequences of our work, none of which we feel must be specifically highlighted here.

B Flowchart

Below, we provide a flowchart of this work, summarizing the main ideas and contents.



C Proofs

In this section, we show the proofs of our theoretical results.

C.1 EPGMs

Proposition 4.2 (EIGMs are special EPGMs). *For any p , the EIGM w.r.t. p is an EPGM w.r.t. p , i.e., $f_p^{EI} \in \mathcal{F}(p)$.*

Proof. By Definitions 2.1 and 2.2,

$$\begin{aligned}
 & \Pr_{f_p^{EI}}[(u, v)] \\
 &= \sum_{G \in \mathcal{G}(V)} f_p^{EI}(G) \mathbf{1}[(u, v) \in G] \\
 &= \sum_{(u, v) \in G \in \mathcal{G}(V)} f_p^{EI}(G) \\
 &= \sum_{(u, v) \in G \in \mathcal{G}(V)} p(u, v) \prod_{(u, v) \neq (u^+, v^+) \in G} p(u^+, v^+) \prod_{(u^-, v^-) \notin G} (1 - p(u^-, v^-)) \\
 &= p(u, v), \forall u, v,
 \end{aligned}$$

completing the proof. \square

Proposition 4.3 (EPGMs are general). *For any $f: \mathcal{G}(V) \rightarrow [0, 1]$, there exists $p: \binom{V}{2} \rightarrow [0, 1]$ such that $f \in \mathcal{F}(p)$.*

Proof. Let $p: \binom{V}{2} \rightarrow [0, 1]$ be that $p(u, v) = \Pr_f[(u, v)]$, $\forall u, v \in V$, then by Definition 4.1, $f \in \mathcal{F}(p)$. \square

Proposition 4.4 (Upper bound of edge-group probabilities). *For any $p: \binom{V}{2} \rightarrow [0, 1]$ and any edge group $P \subseteq \binom{V}{2}$, $\Pr_f[P \subseteq E(G)] \leq \min_{(u,v) \in P} p(u, v)$, $\forall f \in \mathcal{F}(p)$.*

Proof. By definition, $\Pr_f[(u, v)] = p(u, v)$, $\forall (u, v)$. Hence,

$$\begin{aligned} \Pr_f[P \subseteq E(G)] &= \Pr_f\left[\bigwedge_{(u,v) \in P} (u, v) \in G\right] \\ &\leq \min_{(u,v) \in P} \Pr_f[(u, v)] \\ &= \min_{(u,v) \in P} p(u, v), \end{aligned}$$

where we have used the fact that $\bigwedge_{(u,v) \in P} (u, v) \in G$ is a subevent of $(u, v) \in G$ for any $(u, v) \in P$. \square

Proposition 4.7 (EPGMs have constant expected degrees and overlap). *For any $p: \binom{V}{2} \rightarrow [0, 1]$, the expected degree of each node and the overlap of all the EPGMs w.r.t. p are constant. Specifically, $\mathbb{E}_f[d(v; G)] = \sum_{u \in V} p(u, v)$ and $\text{Ov}(f) = \frac{\sum_{u,v \in V} p^2(u, v)}{\sum_{u,v \in V} p(u, v)}$, $\forall f \in \mathcal{F}(p)$.*

Proof. By linearity of expectation,

$$\mathbb{E}_f[d(v; G)] = \sum_{u \in V} \Pr[u \in N(v)] = \sum_{u \in V} \Pr[(u, v) \in G] = \sum_{u \in V} p(u, v),$$

which does not depend on anything else but p .

By Definition 3.1,

$$\begin{aligned} \text{Ov}(f) &= \frac{\mathbb{E}_{G', G'' \sim f}[|E(G') \cap E(G'')|]}{\mathbb{E}_f[|E(G)|]} \\ &= \frac{\sum_{u,v} \Pr[(u, v) \in G' \wedge (u, v) \in G'']}{\sum_{u,v} \Pr[(u, v) \in G]} \\ &= \frac{\sum_{u,v} \Pr[(u, v) \in G'] \Pr[(u, v) \in G'']}{\sum_{u,v} \Pr[(u, v) \in G]} \\ &= \frac{\sum_{u,v \in V} p^2(u, v)}{\sum_{u,v \in V} p(u, v)}, \forall f \in \mathcal{F}(p), \end{aligned}$$

where we have used linearity of expectation and the independence between G' and G'' , completing the proof. \square

Corollary 4.6. *For any $p: \binom{V}{2} \rightarrow [0, 1]$, $\mathbb{E}_f[\Delta(G)] \leq \sum_{\{u,v,w\} \in \binom{V}{3}} \min(p(u, v), p(u, w), p(v, w))$, $\forall f \in \mathcal{F}(p)$, where $\Delta(G)$ is the number of triangles in G .*

Proof. By linearity of expectation and Proposition 4.4,

$$\begin{aligned} \mathbb{E}_f[\Delta(G)] &= \sum_{\{u,v,w\} \in \binom{V}{3}} \Pr_f[\{(u, v), (u, w), (v, w) \in E(G)\}] \\ &\leq \sum_{\{u,v,w\} \in \binom{V}{3}} \min(p(u, v), p(u, w), p(v, w)). \end{aligned}$$

\square

C.2 General binding

Proposition 5.1 (Binding produces EPGMs). *For any $p: \binom{V}{2} \rightarrow [0, 1]$ and any pair partition \mathcal{P} , $f_{p; \mathcal{P}}^{BD} \in \mathcal{F}(p)$.*

Proof. For each pair (u, v) , the existence of the corresponding edge is determined in the “binding” procedure on the group P such that $(u, v) \in P$ (Lines 2 and 3), where (u, v) is added into \hat{E} and thus E if and only if $s \leq \hat{p}(u, v) = p(u, v)$ (Line 9), which happens with probability $p(u, v)$ since $s \sim \mathcal{U}(0, 1)$. \square

Proposition 5.2 (Binding produces higher edge-group probabilities). *For any $p: \binom{V}{2} \rightarrow [0, 1]$, any pair partition \mathcal{P} , and any $P \subseteq \binom{V}{2}$, $\Pr_{f_{p; \mathcal{P}}^{BD}}[P \subseteq E(G)] \geq \Pr_{f_p^{EI}}[P \subseteq E(G)]$.*

Proof. Let \mathcal{P}' be a partition of P such that $\mathcal{P}' := \{P_0 \cap P: P_0 \in \mathcal{P}, P_0 \cap P \neq \emptyset\}$. Then

$$\begin{aligned} \Pr_{f_{p; \mathcal{P}}^{BD}}[P \subseteq E(G)] &= \prod_{P' \in \mathcal{P}'} \min_{(u, v) \in P'} p(u, v) \\ &= \prod_{(u, v) \in P: \exists P' \in \mathcal{P}', (u, v) = \arg \min_{(u', v') \in P'} p(u', v')} p(u, v) \\ &\geq \prod_{(u, v) \in P} p(u, v), \end{aligned}$$

since each $p(u, v) \leq 1$. \square

C.3 Maximal binding

In order to prove Lemma 5.4, let us prove the following lemma first.

Lemma C.1 (The graph distribution with maximal binding). *For any $p: \binom{V}{2} \rightarrow [0, 1]$, we sort the pairs in $\binom{V}{2} = \{(u_1, v_1), (u_2, v_2), \dots, (u_M, v_M)\}$ with $M = \binom{|V|}{2}$ such that $p(u_1, v_1) \geq p(u_2, v_2) \geq \dots \geq p(u_M, v_M)$, then $f_{p; \{\binom{V}{2}\}}^{BD}(G = (V, \emptyset)) = 1 - p(u_1, v_1)$, $f_{p; \{\binom{V}{2}\}}^{BD}(G = (V, \binom{V}{2})) = p(u_M, v_M)$, $f_{p; \{\binom{V}{2}\}}^{BD}(G = (V, \{(u_j, v_j): 1 \leq j \leq i\})) = p(u_i, v_i) - p(u_{i+1}, v_{i+1})$, $\forall i \in [M-1]$, and $f_{p; \{\binom{V}{2}\}}^{BD}(G) = 0$ for any other G .*

Proof. With $\mathcal{P} = \{\binom{V}{2}\}$, all the edge existences are determined by the same random variable s . Hence, if a pair (u, v) exists, then all the pairs (u', v') with $p(u', v') \geq p(u, v)$ must exist. The possible outputs are either $G = (V, \emptyset)$ or $G = (V, \{(u_j, v_j): 1 \leq j \leq i\})$ for some $i \in [M]$. The case $G = (V, \emptyset)$ happens when $s > \max_{u, v \in V} p(u, v) = p(u_1, v_1)$ with probability $1 - p(u_1, v_1)$. The case $G = (V, \binom{V}{2})$ happens when $s \leq \min_{u, v \in V} p(u, v) = p(u_M, v_M)$ with probability $p(p_{\binom{V}{2}})$. For each remaining case $G = (V, \{(u_j, v_j): 1 \leq j \leq i\})$ with $i \in [M-1]$, it happens when $p(u_{i+1}, v_{i+1}) < s \leq p(u_i, v_i)$ with probability $p(u_i, v_i) - p(u_{i+1}, v_{i+1})$. \square

Lemma 5.4 (Maximal binding achieves maximum edge-group probabilities). *For any $p: \binom{V}{2} \rightarrow [0, 1]$ and any $P \subseteq \binom{V}{2}$, $\Pr_{f_{p; \{\binom{V}{2}\}}^{BD}}[P \subseteq E(G)] = \min_{(u, v) \in P} p(u, v)$, $\forall f \in \mathcal{F}(p)$.*

Proof. By Lemma C.1, in a graph G generated by $f_{p; \{\binom{V}{2}\}}^{BD}$, $P \subseteq E(G)$ if and only if $\arg \min_{(u, v) \in P} p(u, v) \in G$, which happens with probability $\min_{(u, v) \in P} p(u, v)$. \square

C.4 Local binding

Proposition 5.5 (Local binding produces EPGMs). *For any $p: \binom{V}{2} \rightarrow [0, 1]$, $g: V \rightarrow [0, 1]$ and $R \in \mathbb{N}$, $f_{p; g, R}^{LB} \in \mathcal{F}(p)$.*

Proof. For each pair (u, v) , $\Pr_{f_{p; g, R}^{LB}}[(u, v)] = \sum_{\mathcal{P}} \Pr_{\mathcal{P} \sim g}[\mathcal{P}] \Pr_{f_{p; \mathcal{P}}^{BD}}[(u, v)]$. By Proposition 5.1, $\Pr_{f_{p; \mathcal{P}}^{BD}}[(u, v)] = p(u, v)$, $\forall \mathcal{P}$. Hence, $\Pr_{f_{p; g, R}^{LB}}[(u, v)] = \sum_{\mathcal{P}} \Pr_{\mathcal{P} \sim g}[\mathcal{P}] p(u, v) = p(u, v)$. \square

Theorem 5.7 (Time complexities of graph generation with local binding). *Given $p: \binom{V}{2} \rightarrow [0, 1]$, $g: V \rightarrow [0, 1]$, and $R \in \mathbb{N}$, $f_{p,g,R}^{LB}$ generates a graph in $O(R(\sum_{v \in V} g(v))^2 + |V|^2)$ time with high probability, with the worst case $O(R|V|^2)$.*

Proof. We have at most R rounds of sampling and binding, where each round samples at most $|V|$ nodes and thus at most $\binom{|V|}{2}$ pairs. More specifically, the number of nodes sampled in each round is $\sum_{v \in V} g(v)$ in expectation, and thus $O(\sum_{v \in V} g(v))$ with high probability (e.g., you can use a Chernoff bound). Hence, it takes $O(R \sum_{v \in V} g(v))$ time with high probability, and at most $O(\binom{|V|}{2}R)$ time for the R rounds. The number of remaining pairs is at most $\binom{|V|}{2}$ so dealing with them takes $O(\binom{|V|}{2})$ time. For the generation, we need to enumerate all the node groups and each pair in each group. Since the partition is disjoint, i.e., each pair is in exactly one group, each pair is visited exactly once, which takes $O(\binom{|V|}{2})$ time. In conclusion, generating a graph takes $O(R \sum_{v \in V} g(v) + |V|^2)$ with high probability, and $O(\binom{|V|}{2}R)$ time in the worst case. \square

Theorem 5.8 (Tractable motif probabilities with local binding). *For any $p: \binom{V}{2} \rightarrow [0, 1]$, $g: V \rightarrow [0, 1]$, $R \in \mathbb{N}$, and $V' = \{u, v, w\} \in \binom{V}{3}$, we can compute the closed-form $\Pr_{f_{p,g,R}^{LB}}[E(G[V']) = E^*]$, $\forall E^* \subseteq \binom{V'}{2}$ as a function w.r.t. p , g , and R .*

Proof. The overall idea is that we (1) consider all the sub-cases of how all the pairs $\binom{V'}{2}$ are partitioned and grouped during the whole process, (2) compute the motif probabilities conditioned on each sub-case, and (3) finally take the summation of the motif probabilities in all the sub-cases.

We first consider all the cases of how all the pairs are sampled and grouped until $\binom{V'}{2}$ are fully determined. We divided the cases w.r.t. how the pairs in $\binom{V'}{2}$ are eventually grouped by the sampled node sets. First let us define some “short-cut” variables:

- the probability that among V' , exactly V^* is sampled together in a round

$$p_g(V^*) := \Pr_g[\{u, v, w\} \cap V_s = V^*] = \prod_{v \in V^*} g(v) \prod_{v' \notin V^*} (1 - g(v')), \forall V^* \subseteq V'$$

- the probability that among V' , at least two nodes (and thus at least one pair) are sampled together in a round

$$\begin{aligned} p_g(\mathcal{V}_{\geq 2}) &:= \sum_{V^*: |V^*| \geq 2} p_g(V^*) = p_g(\{u, v\}) + p_g(\{u, w\}) + p_g(\{v, w\}) + p_g(\{u, v, w\}) \\ &= g(u)g(v)(1 - g(w)) + g(u)g(w)(1 - g(v)) \\ &\quad + g(v)g(w)(1 - g(u)) + g(u)g(v)g(w) \end{aligned}$$

- the probability that among V' , at most one node (and thus no pair) is sampled together in a round

$$p_g(\mathcal{V}_{<2}) := 1 - p_g(\mathcal{V}_{\geq 2})$$

WLOG, we assume that $p(u, v) \geq p(u, w) \geq p(v, w)$.

$\{u, v, w\}$. The first time any pair in $\binom{V'}{2}$ is sampled in the R rounds is when u, v , and w are sampled by g together, which happens with probability

$$\begin{aligned} q(\{u, v, w\}) &= p_g(V') + p_g(\mathcal{V}_{<2})p_g(V') + p_g^2(\mathcal{V}_{<2})p_g(V') + \dots + p_g^{R-1}(\mathcal{V}_{<2})p_g(V') \\ &= \prod_{i=0}^{R-1} p_g^i(\mathcal{V}_{<2})p_g(V') = \frac{1 - p_g^R(\mathcal{V}_{<2})}{1 - p_g(\mathcal{V}_{<2})} p_g(V'), \end{aligned}$$

where each term $p_g^i(\mathcal{V}_{<2})p_g(V')$ is the probability that in the first i rounds at most one node among V' is sampled and V' is sampled altogether in the $(i + 1)$ -th round. Conditioned on that, it generates

- $\{(u, v), (u, w), (v, w)\}$ with probability $p(v, w)$; when the random variable s in binding satisfies $s \leq p(v, w)$,

- $\{(u, v), (u, w)\}$ with probability $p(u, w) - p(v, w)$; when $p(v, w) < s \leq p(u, w)$,
- $\{(u, v)\}$ with probability $p(u, v) - p(u, w)$; when $p(u, w) < s \leq p(u, v)$, and
- \emptyset with probability $1 - p(u, v)$; when $s > p(u, v)$.

$\{\underline{u}, \underline{v}\} \rightarrow \{\underline{u}, \underline{v}, \underline{w}\}$. All the pairs in $\binom{V'}{2}$ are covered in twice in the R rounds. At the first time, u and v are sampled together by g but not w . At the second time, u, v , and w are sampled together by g . This happens with probability

$$\begin{aligned} q(\{u, v\} \rightarrow \{u, v, w\}) &= p_g(V') + (p_g(\mathcal{V}_{<2}) + p_g(\{u, v\})) p_g(V') + \dots \\ &\quad + (p_g(\mathcal{V}_{<2}) + p_g(\{u, v\}))^{R-1} p_g(V') - q(\{u, v, w\}) \\ &= \sum_{i=0}^{R-1} (p_g(\mathcal{V}_{<2}) + p_g(\{u, v\}))^i p_g(V') - q(\{u, v, w\}) \\ &= \left(\frac{1 - (p_g(\mathcal{V}_{<2}) + p_g(\{u, v\}))^R}{1 - (p_g(\mathcal{V}_{<2}) + p_g(\{u, v\}))} - \frac{1 - p_g^R(\mathcal{V}_{<2})}{1 - p_g(\mathcal{V}_{<2})} \right) p_g(V'), \end{aligned}$$

where $(p_g(\mathcal{V}_{<2}) + p_g(\{u, v\}))^i p_g(V')$ is the probability that in the first i rounds we either sample no pair between V' or just (u, v) , and we sample V' altogether in the $(i+1)$ -th round, and $q(\{u, v, w\})$ is subtracted to exclude the cases where (u, v) is not sampled in the first i rounds. In such cases, when (u, v) is sampled for the first time, we decide the existence of (u, v) , and then after that, when V' is sampled altogether for the first time, we decide the existences of the remaining two pair (u, w) and (v, w) . Hence, conditioned on that, it generates

- $\{(u, v), (u, w), (v, w)\}$ with probability $p(u, v)p(v, w)$; when $s_1 \leq p(u, v)$ in the round (u, v) is sampled for the first time and $s_2 \leq p(v, w)$ in the round V' is sampled altogether for the first time,
- $\{(u, v), (u, w)\}$ with probability $p(u, v) (p(u, w) - p(v, w))$; when $s_1 \leq p(u, v)$ and $p(v, w) < s_2 \leq p(u, w)$,
- $\{(u, v)\}$ with probability $p(u, v) (1 - p(u, w))$; when $s_1 \leq p(u, v)$ and $s_2 > p(u, w)$,
- $\{(u, w), (v, w)\}$ with probability $(1 - p(u, v)) p(v, w)$; when $s_1 > p(u, v)$ and $s_2 \leq p(v, w)$,
- $\{(u, w)\}$ with probability $(1 - p(u, v)) (p(u, w) - p(v, w))$; when $s_1 > p(u, v)$ and $p(v, w) < s_2 \leq p(u, w)$, and
- \emptyset with probability $(1 - p(u, v)) (1 - p(u, w))$; when $s_1 > p(u, v)$ and $s_2 > p(u, w)$.

$\{\underline{u}, \underline{w}\} \rightarrow \{\underline{u}, \underline{v}, \underline{w}\}$. Similarly, this happens with probability

$$q(\{u, w\} \rightarrow \{u, v, w\}) = \left(\frac{1 - (p_g(\mathcal{V}_{<2}) + p_g(\{u, w\}))^R}{1 - (p_g(\mathcal{V}_{<2}) + p_g(\{u, w\}))} - \frac{1 - p_g^R(\mathcal{V}_{<2})}{1 - p_g(\mathcal{V}_{<2})} \right) p_g(V')$$

Conditioned on that, it generates

- $\{(u, v), (u, w), (v, w)\}$ with probability $p(u, w)p(v, w)$; when $s_1 \leq p(u, w)$ and $s_2 \leq p(v, w)$,
- $\{(u, v), (u, w)\}$ with probability $p(u, w) (p(u, v) - p(v, w))$; when $s_1 \leq p(u, w)$ and $p(v, w) < s_2 \leq p(u, v)$,
- $\{(u, w)\}$ with probability $p(u, w) (1 - p(u, v))$; when $s_1 \leq p(u, w)$ and $s_2 > p(u, v)$,
- $\{(u, v), (v, w)\}$ with probability $(1 - p(u, w)) p(v, w)$; when $s_1 > p(u, w)$ and $s_2 \leq p(v, w)$,
- $\{(u, v)\}$ with probability $(1 - p(u, w)) (p(u, v) - p(v, w))$; when $s_1 > p(u, w)$ and $p(v, w) < s_2 \leq p(u, v)$, and
- \emptyset with probability $(1 - p(u, w)) (1 - p(u, v))$; when $s_1 > p(u, w)$ and $s_2 > p(u, v)$.

$\{\underline{v}, \underline{w}\} \rightarrow \{\underline{u}, \underline{v}, \underline{w}\}$. Similarly, this happens with probability

$$q(\{v, w\} \rightarrow \{u, v, w\}) = \left(\frac{1 - (p_g(\mathcal{V}_{<2}) + p_g(\{v, w\}))^R}{1 - (p_g(\mathcal{V}_{<2}) + p_g(\{v, w\}))} - \frac{1 - p_g^R(\mathcal{V}_{<2})}{1 - p_g(\mathcal{V}_{<2})} \right) p_g(V')$$

Conditioned on that, it generates

- $\{(u, v), (u, w), (v, w)\}$ with probability $p(v, w)p(u, w)$; when $s_1 \leq p(v, w)$ and $s_2 \leq p(u, w)$,
- $\{(u, v), (v, w)\}$ with probability $p(v, w)(p(u, v) - p(u, w))$; when $s_1 \leq p(v, w)$ and $p(u, w) < s_2 \leq p(u, v)$,
- $\{(v, w)\}$ with probability $p(v, w)(1 - p(u, v))$; when $s_1 \leq p(v, w)$ and $s_2 > p(u, v)$,
- $\{(u, v), (u, w)\}$ with probability $(1 - p(v, w))p(u, w)$; when $s_1 > p(v, w)$ and $s_2 \leq p(u, w)$,
- $\{(u, v)\}$ with probability $(1 - p(v, w))(p(u, v) - p(u, w))$; when $s_1 > p(v, w)$ and $p(u, w) < s_2 \leq p(u, v)$, and
- \emptyset with probability $(1 - p(v, w))(1 - p(u, v))$; when $s_1 > p(v, w)$ and $s_2 > p(u, v)$.

The remaining cases. Three edges are determined independently. This happens with the remaining probability

$$q_{\text{indep}} = 1 - q(\{u, v, w\}) - q(\{u, v\} \rightarrow \{u, v, w\}) - q(\{u, w\} \rightarrow \{u, v, w\}) - q(\{v, w\} \rightarrow \{u, v, w\})$$

Conditioned on that, it generates each $E^* \subseteq \binom{V'}{2}$ with probability

$$\prod_{(x, y) \in E^*} p(x, y) \prod_{(x', y') \in \binom{V'}{2} \setminus E^*} (1 - p(x', y')).$$

Taking the summation of all the sub-cases gives the results as follows.

$$\underline{E^* = \{(u, v), (u, w), (v, w)\}}.$$

$$\begin{aligned} \Pr_{f_{p;g,R}^{\text{LB}}} [E(G[V']) = \{(u, v), (u, w), (v, w)\}] &= q(\{u, v, w\})p(v, w) + \\ &\quad q(\{u, v\} \rightarrow \{u, v, w\})p(u, v)p(v, w) + \\ &\quad q(\{u, w\} \rightarrow \{u, v, w\})p(u, w)p(v, w) + \\ &\quad q(\{v, w\} \rightarrow \{u, v, w\})p(v, w)p(u, w) + \\ &\quad q_{\text{indep}}p(u, v)p(u, w)p(v, w) \end{aligned}$$

$$\underline{E^* = \{(u, v), (u, w)\}}.$$

$$\begin{aligned} \Pr_{f_{p;g,R}^{\text{LB}}} [E(G[V']) = \{(u, v), (u, w)\}] &= q(\{u, v, w\})(p(u, w) - p(v, w)) + \\ &\quad q(\{u, v\} \rightarrow \{u, v, w\})p(u, v)(p(u, w) - p(v, w)) + \\ &\quad q(\{u, w\} \rightarrow \{u, v, w\})p(u, w)(p(u, v) - p(v, w)) + \\ &\quad q(\{v, w\} \rightarrow \{u, v, w\})(1 - p(v, w))p(u, w) + \\ &\quad q_{\text{indep}}p(u, v)p(u, w)(1 - p(v, w)) \end{aligned}$$

$$\underline{E^* = \{(u, v), (v, w)\}}.$$

$$\begin{aligned} \Pr_{f_{p;g,R}^{\text{LB}}} [E(G[V']) = \{(u, v), (v, w)\}] &= q(\{u, w\} \rightarrow \{u, v, w\})(1 - p(u, w))p(v, w) + \\ &\quad q(\{v, w\} \rightarrow \{u, v, w\})p(v, w)(p(u, v) - p(u, w)) + \\ &\quad q_{\text{indep}}p(u, v)p(v, w)(1 - p(u, w)) \end{aligned}$$

$$\underline{E^* = \{(u, w), (v, w)\}}.$$

$$\begin{aligned} \Pr_{f_{p;g,R}^{\text{LB}}} [E(G[V']) = \{(u, w), (v, w)\}] &= q(\{u, v\} \rightarrow \{u, v, w\})(1 - p(u, v))p(v, w) + \\ &\quad q_{\text{indep}}p(u, w)p(v, w)(1 - p(u, v)) \end{aligned}$$

$$\underline{E^* = \{(u, v)\}}.$$

$$\begin{aligned} \Pr_{f_{p;g,R}^{\text{LB}}} [E(G[V']) = \{(u, v)\}] &= q(\{u, v, w\})(p(u, v) - p(u, w)) + \\ &\quad q(\{u, v\} \rightarrow \{u, v, w\})p(u, v)(1 - p(u, w)) + \\ &\quad q(\{u, w\} \rightarrow \{u, v, w\})(1 - p(u, w))(p(u, v) - p(v, w)) + \\ &\quad q(\{v, w\} \rightarrow \{u, v, w\})(1 - p(v, w))(p(u, v) - p(u, w)) + \\ &\quad q_{\text{indep}}p(u, v)(1 - p(u, w))(1 - p(v, w)) \end{aligned}$$

$$\underline{E^*} = \{(u, w)\}$$

$$\begin{aligned} \Pr_{f_{p;g,R}^{LB}}[E(G[V']) = \{(u, w)\}] &= q(\{u, v\} \rightarrow \{u, v, w\})(1 - p(u, v))(p(u, w) - p(v, w)) + \\ &\quad q(\{u, w\} \rightarrow \{u, v, w\})p(u, w)(1 - p(u, v)) + \\ &\quad q_{indep}p(u, w)(1 - p(u, v))(1 - p(v, w)) \end{aligned}$$

$$\underline{E^*} = \{(v, w)\}$$

$$\begin{aligned} \Pr_{f_{p;g,R}^{LB}}[E(G[V']) = \{(v, w)\}] &= q(\{v, w\} \rightarrow \{u, v, w\})p(v, w)(1 - p(u, v)) + \\ &\quad q_{indep}p(v, w)(1 - p(u, v))(1 - p(u, w)) \end{aligned}$$

$$\underline{E^*} = \emptyset$$

$$\begin{aligned} \Pr_{f_{p;g,R}^{LB}}[E(G[V']) = \{(u, w)\}] &= q(\{u, v, w\})(1 - p(u, v)) + \\ &\quad q(\{u, v\} \rightarrow \{u, v, w\})(1 - p(u, v))(1 - p(u, w)) + \\ &\quad q(\{u, w\} \rightarrow \{u, v, w\})(1 - p(u, w))(1 - p(u, v)) + \\ &\quad q(\{v, w\} \rightarrow \{u, v, w\})(1 - p(v, w))(1 - p(u, v)) + \\ &\quad q_{indep}(1 - p(u, v))(1 - p(u, w))(1 - p(v, w)) \end{aligned}$$

□

Discussion on higher orders. As mentioned in Remark 5.9, the reasoning in the proof above can be extended to higher orders. When the order of motifs increases, enumerating the cases of how all the pairs are sampled and grouped becomes more and more challenging. When considering 3-motifs, we are essentially considering the possible partitions of three pairs, and the number of possible cases is the Bell number (Bell, 1934) $B_3 = 5$ as we have shown in the proof above. The high-level idea would be similar, but the number increases exponentially:

- for 4-motifs, we need to consider up to $B_4 = 15$ cases
- for 5-motifs, we need to consider up to $B_5 = 52$ cases
- for 6-motifs, we need to consider up to $B_6 = 203$ cases, and so on
- See sequence A000110 in the OEIS (Sloane, 2007)⁹

In principle, we can also derive the variance of the number of 3-motif by considering the probabilities of 6-motifs, since the co-existence of two 3-motifs involves motifs up to order 6.

Theorem 5.10 (Time complexity of computing motif probabilities with local binding). *Given $p: \binom{V}{2} \rightarrow [0, 1]$, $g: V \rightarrow [0, 1]$, and $R \in \mathbb{N}$, computing $\Pr_{f_{p;g,R}^{LB}}[E(G[V']) = E^*]$ takes $O(|V|^3)$ time in total for all $E^* \subseteq \binom{V'}{2}$ and $V' \in \binom{V}{3}$.*

Proof. For computing motif probabilities, we need to enumerate all triplets $V' = \{u, v, w\} \in \binom{V}{3}$ and compute the motif probability for each 3-motif. For each motif, the calculation only involves arithmetic operations, which takes $O(1)$ time since the formulae are fixed. In conclusion, computing 3-motif probabilities takes $O(\binom{|V|}{3})$ time. □

C.5 Parallel binding

Proposition C.2 (Parallel binding produces EPGMs). *For any $p: \binom{V}{2} \rightarrow [0, 1]$, $g: V \rightarrow [0, 1]$, and $R \in \mathbb{N}$, $f_{p;g,R}^{PB} \in \mathcal{F}(p)$.*

Proof. For each pair (u, v) , if $\frac{1-(1-p(u,v))^{1/R}}{g(u)g(v)} \leq 1$, i.e., $p(u, v) \leq 1 - (1 - g(u)g(v))^R$, then $p_{rem}(u, v) = 0$ and

$$\begin{aligned} \Pr_{f_{p;g,R}^{PB}}[(u, v)] &= 1 - \Pr[(u, v) \text{ not inserted in the } R \text{ rounds}] \Pr[(u, v) \text{ not inserted when dealing with } p_{rem}] \\ &= 1 - (1 - g(u)g(v)r(u, v))^R(1 - p_{rem}) \\ &= 1 - (1 - p(u, v)) \\ &= p(u, v). \end{aligned}$$

⁹<https://oeis.org/A000110>

Otherwise, if $p(u, v) > 1 - (1 - g(u)g(v))^R$, then $r(u, v) = 1$ and

$$\begin{aligned}
\Pr_{f_{p;g,R}^{PB}}[(u, v)] &= 1 - \Pr[(u, v) \text{ not inserted in the } R \text{ rounds}] \Pr[(u, v) \text{ not inserted when dealing with } p_{rem}] \\
&= 1 - (1 - g(u)g(v)r(u, v))^R (1 - p_{rem}) \\
&= 1 - (1 - g(u)g(v))^R \frac{1 - p(u, v)}{(1 - g(u)g(v))^R} \\
&= 1 - (1 - p(u, v)) \\
&= p(u, v).
\end{aligned}$$

□

Theorem C.3 (Time complexities of graph generation with parallel binding). *Given $p: \binom{V}{2} \rightarrow [0, 1]$, $g: V \rightarrow [0, 1]$, and $R \in \mathbb{N}$, $f_{p;g,R}^{PB}$ generates a graph in $O(R(\sum_{v \in V} g(v))^2 + |V|^2)$ time with high probability, with the worst case $O(R|V|^2)$.*

Proof. We have at most R rounds of sampling and binding, where each round samples at most $|V|$ nodes and thus at most $\binom{|V|}{2}$ pairs. More specifically, the number of nodes sampled in each round is $\sum_{v \in V} g(v)$ in expectation, and thus $O(\sum_{v \in V} g(v))$ with high probability (e.g., one can use a Chernoff bound). Hence, it takes $O(R \sum_{v \in V} g(v))$ time with high probability, and at most $O(\binom{|V|}{2}R)$ time for the R rounds. The number of pairs with $p_{rem} > 0$ is at most $\binom{|V|}{2}$ so dealing with them takes $O(\binom{|V|}{2})$ time. In conclusion, generating a graph takes $O(R \sum_{v \in V} g(v) + |V|^2)$ with high probability, and $O(\binom{|V|}{2}R)$ time in the worst case. □

Theorem C.4 (Tractable motif probabilities with parallel binding). *For any $p: \binom{V}{2} \rightarrow [0, 1]$, $g: V \rightarrow [0, 1]$, $R \in \mathbb{N}$, and $V' = \{u, v, w\} \in \binom{V}{3}$, we can compute the closed-form $\Pr_{f_{p;g,R}^{PB}}[E(G[V'])] = E^*]$, $\forall E^* \subseteq \binom{V'}{2}$ as a function w.r.t. p , g , and R .*

Proof. The overall idea is that we (1) compute the probabilities of each subset of $\binom{V'}{2}$ being inserted in each round and (2) accumulate the probabilities in R rounds to obtain the final motif probabilities. We first compute the probability of each subset of $\binom{V'}{2}$ being inserted in each round. We divide the cases w.r.t. different sets of sampled nodes $V_s \cap V'$. First, let us define some “short-cut” variables:

- the probability that among V' , exactly V^* is sampled together in a round

$$p_g(V^*) := \Pr_g[\{u, v, w\} \cap V_s = V^*] = \prod_{v \in V^*} g(v) \prod_{v' \notin V^*} (1 - g(v')), \forall V^* \subseteq V'$$

- the probability that among V' , at least two nodes (and thus at least one pair) are sampled together in a round

$$\begin{aligned}
p_g(\mathcal{V}_{\geq 2}) &:= \sum_{V^*: |V^*| \geq 2} p_g(V^*) = p_g(\{u, v\}) + p_g(\{u, w\}) + p_g(\{v, w\}) + p_g(\{u, v, w\}) \\
&= g(u)g(v)(1 - g(w)) + g(u)g(w)(1 - g(v)) + g(v)g(w)(1 - g(u))
\end{aligned}$$

- the probability that among V' , at most one node (and thus no pair) is sampled together in a round

$$p_g(\mathcal{V}_{< 2}) := 1 - p_g(\mathcal{V}_{\geq 2})$$

- the variables r and p_{rem} are defined as in Algorithm 3.

WLGO, we assume that $p(u, v) \geq p(u, w) \geq p(v, w)$.

$V_s = \{u, v, w\}$. This happens with probability $p_g(V')$. Conditioned on that, it generates

- $\{(u, v), (u, w), (v, w)\}$ with probability $r(v, w)$; when $s \leq r(v, w)$,
- $\{(u, v), (u, w)\}$ with probability $r(u, w) - r(v, w)$; when $r(v, w) < s \leq r(u, w)$,

- $\{(u, v)\}$ with probability $r(u, v) - r(u, w)$; when $r(u, w) < s \leq r(u, v)$, and
- \emptyset with probability $1 - r(u, v)$; when $s > r(u, v)$.

$V_s = \{u, v\}$. This happens with probability $p_g(\{u, v\})$. Conditioned on that, it generates

- $\{(u, v)\}$ with probability $r(u, v)$; when $s \leq r(u, v)$, and
- \emptyset with probability $1 - r(u, v)$ when $s > r(u, v)$.

$V_s = \{u, w\}$. This happens with probability $p_g(\{u, w\})$. Conditioned on that, it generates

- $\{(u, w)\}$ with probability $r(u, w)$; when $s \leq r(u, w)$,
- \emptyset with probability $1 - r(u, w)$; when $s > r(u, w)$.

$V_s = \{v, w\}$. This happens with probability $p_g(\{v, w\})$. Conditioned on that, it generates

- $\{(v, w)\}$ with probability $r(v, w)$; when $s \leq r(v, w)$,
- \emptyset with probability $1 - r(v, w)$; when $s > r(v, w)$.

The remaining cases (i.e., $|V_s \cap V'| \leq 1$). This happens with probability $p_g(\mathcal{V}_{<2})$. Conditioned on that, it generates

- \emptyset with probability 1.

Summary for each round. Let $p_{round}(E^*)$ denote the probability of E^* being generated in each round, for each $E^* \subseteq \binom{V'}{2}$. We have

- $p_{round}(\{(u, v), (u, w), (v, w)\}) = p_g(V')r(v, w)$,
- $p_{round}(\{(u, v), (u, w)\}) = p_g(V')(r(u, w) - r(v, w))$,
- $p_{round}(\{(u, v)\}) = p_g(V')(r(u, v) - r(u, w)) + p_g(\{u, v\})r(u, v)$,
- $p_{round}(\{(u, w)\}) = p_g(\{u, w\})r(u, w)$,
- $p_{round}(\{(v, w)\}) = p_g(\{v, w\})r(v, w)$, and
- $p_{round}(\emptyset) = 1 - p_g(V')r(u, v) - p_g(\{u, v\})r(u, v) - p_g(\{u, w\})r(u, w) - p_g(\{v, w\})r(v, w)$.

We are now ready to compute the motif probabilities.

$E^* = \emptyset$. This happens when \emptyset is generated in all R rounds and for the remaining probabilities p_{rem} , with probability

$$\Pr_{f_{p;g,R}^{PB}}[E(G[V']) = \emptyset] = (p_{round}(\emptyset))^R (1 - p_{rem}(u, v))(1 - p_{rem}(u, w))(1 - p_{rem}(v, w)).$$

$E^* = \{(u, v)\}$. This happens when either \emptyset or $\{(u, v)\}$ is generated in all R rounds and for p_{rem} , and (u, v) is generated in at least one round, which has probability

$$\begin{aligned} & \Pr_{f_{p;g,R}^{PB}}[E(G[V']) = \{(u, v)\}] \\ &= (p_{round}(\emptyset))^R p_{rem}(u, v)(1 - p_{rem}(u, w))(1 - p_{rem}(v, w)) + \\ & \quad ((p_{round}(\emptyset) + p_{round}(\{(u, v)\}))^R - (p_{round}(\emptyset))^R)(1 - p_{rem}(u, w))(1 - p_{rem}(v, w)), \end{aligned}$$

where $((p_{round}(\emptyset) + p_{round}(\{(u, v)\}))^R - (p_{round}(\emptyset))^R)$ is the probability that in the R rounds, only (u, v) is inserted.

$E^* = \{(u, w)\}$. Similarly, this happens with probability

$$\begin{aligned} & \Pr_{f_{p;g,R}^{PB}}[E(G[V']) = \{(u, w)\}] \\ &= (p_{round}(\emptyset))^R p_{rem}(u, w)(1 - p_{rem}(u, v))(1 - p_{rem}(v, w)) + \\ & \quad ((p_{round}(\emptyset) + p_{round}(\{(u, w)\}))^R - (p_{round}(\emptyset))^R)(1 - p_{rem}(u, v))(1 - p_{rem}(v, w)). \end{aligned}$$

$\underline{E^*} = \{(v, w)\}$. Similarly, this happens with probability

$$\begin{aligned} & \Pr_{f_{p;g,R}^{\text{PB}}} [E(G[v']) = \{(u, w)\}] \\ &= (p_{\text{round}}(\emptyset))^R p_{\text{rem}}(v, w)(1 - p_{\text{rem}}(u, v))(1 - p_{\text{rem}}(u, w)) + \\ & \quad ((p_{\text{round}}(\emptyset) + p_{\text{round}}(\{(v, w)\}))^R - (p_{\text{round}}(\emptyset))^R)(1 - p_{\text{rem}}(u, v))(1 - p_{\text{rem}}(u, w)). \end{aligned}$$

$\underline{E^*} = \{(u, v), (u, w)\}$. This happens when one among \emptyset , $\{(u, v)\}$, $\{(u, w)\}$, and $\{(u, v), (u, w)\}$ is generated in all R rounds and for R_{rem} , while excluding the cases ending up with \emptyset , $\{(u, v)\}$, or $\{(u, w)\}$. This happens with probability

$$\begin{aligned} & \Pr_{f_{p;g,R}^{\text{PB}}} [E(G[V']) = \{(u, v), (u, w)\}] \\ &= (p_{\text{round}}(\emptyset))^R p_{\text{rem}}(u, v) p_{\text{rem}}(u, w)(1 - p_{\text{rem}}(v, w)) + \\ & \quad ((p_{\text{round}}(\emptyset) + p_{\text{round}}(\{(u, v)\}))^R - (p_{\text{round}}(\emptyset))^R) p_{\text{rem}}(u, w)(1 - p_{\text{rem}}(v, w)) + \\ & \quad ((p_{\text{round}}(\emptyset) + p_{\text{round}}(\{(u, w)\}))^R - (p_{\text{round}}(\emptyset))^R) p_{\text{rem}}(u, v)(1 - p_{\text{rem}}(v, w)) + \\ & \quad \tilde{p}(\{(u, v), (u, w)\}; R)(1 - p_{\text{rem}}(v, w)), \end{aligned}$$

where

$$\begin{aligned} & \tilde{p}(\{(u, v), (u, w)\}; R) \\ &= (p_{\text{round}}(\emptyset) + p_{\text{round}}(\{(u, v)\}) + p_{\text{round}}(\{(u, w)\}) + p_{\text{round}}(\{(u, v), (u, w)\}))^R - \\ & \quad (p_{\text{round}}(\emptyset) + p_{\text{round}}(\{(u, v)\}))^R - \\ & \quad (p_{\text{round}}(\emptyset) + p_{\text{round}}(\{(u, w)\}))^R + \\ & \quad (p_{\text{round}}(\emptyset))^R \end{aligned}$$

is the probability that exactly (u, v) and (u, w) are inserted in the R rounds, using the inclusion-exclusion principle.

$\underline{E^*} = \{(u, v), (v, w)\}$. Similarly, this happens with probability

$$\begin{aligned} & \Pr_{f_{p;g,R}^{\text{PB}}} [E(G[V']) = \{(u, v), (v, w)\}] \\ &= (p_{\text{round}}(\emptyset))^R p_{\text{rem}}(u, v) p_{\text{rem}}(v, w)(1 - p_{\text{rem}}(u, w)) + \\ & \quad ((p_{\text{round}}(\emptyset) + p_{\text{round}}(\{(u, v)\}))^R - (p_{\text{round}}(\emptyset))^R) p_{\text{rem}}(v, w)(1 - p_{\text{rem}}(u, w)) + \\ & \quad ((p_{\text{round}}(\emptyset) + p_{\text{round}}(\{(v, w)\}))^R - (p_{\text{round}}(\emptyset))^R) p_{\text{rem}}(u, v)(1 - p_{\text{rem}}(u, w)) + \\ & \quad \tilde{p}(\{(u, v), (v, w)\}; R)(1 - p_{\text{rem}}(u, w)), \end{aligned}$$

where

$$\begin{aligned} \tilde{p}(\{(u, v), (v, w)\}; R) &= (p_{\text{round}}(\emptyset) + p_{\text{round}}(\{(u, v)\}) + p_{\text{round}}(\{(v, w)\}))^R - \\ & \quad (p_{\text{round}}(\emptyset) + p_{\text{round}}(\{(u, v)\}))^R - \\ & \quad (p_{\text{round}}(\emptyset) + p_{\text{round}}(\{(v, w)\}))^R + \\ & \quad (p_{\text{round}}(\emptyset))^R. \end{aligned}$$

Note that $p_{\text{round}}(\{(u, v), (v, w)\}) = 0$.

$\underline{E^*} = \{(u, w), (v, w)\}$. Similarly, this happens with probability

$$\begin{aligned} & \Pr_{f_{p;g,R}^{\text{PB}}} [E(G[V']) = \{(u, w), (v, w)\}] \\ &= (p_{\text{round}}(\emptyset))^R p_{\text{rem}}(u, w) p_{\text{rem}}(v, w)(1 - p_{\text{rem}}(u, v)) + \\ & \quad ((p_{\text{round}}(\emptyset) + p_{\text{round}}(\{(u, w)\}))^R - (p_{\text{round}}(\emptyset))^R) p_{\text{rem}}(v, w)(1 - p_{\text{rem}}(u, v)) + \\ & \quad ((p_{\text{round}}(\emptyset) + p_{\text{round}}(\{(v, w)\}))^R - (p_{\text{round}}(\emptyset))^R) p_{\text{rem}}(u, w)(1 - p_{\text{rem}}(u, v)) + \\ & \quad \tilde{p}(\{(u, w), (v, w)\}; R)(1 - p_{\text{rem}}(u, v)), \end{aligned}$$

where

$$\begin{aligned} \tilde{p}(\{(u, w), (v, w)\}; R) &= ((p_{\text{round}}(\emptyset) + p_{\text{round}}(\{(u, w)\}) + p_{\text{round}}(\{(v, w)\}))^R - \\ & \quad (p_{\text{round}}(\emptyset) + p_{\text{round}}(\{(u, w)\}))^R - \\ & \quad (p_{\text{round}}(\emptyset) + p_{\text{round}}(\{(v, w)\}))^R + \\ & \quad (p_{\text{round}}(\emptyset))^R \end{aligned}$$

Note that $p_{\text{round}}(\{(u, w), (v, w)\}) = 0$.

$\underline{E^*} = \{(\underline{u}, \underline{v}), (\underline{u}, \underline{w}), (\underline{v}, \underline{w})\}$. This happens with the remaining probability, i.e.,

$$\Pr_{f_{p;g,R}^{\text{PB}}}[E(G[V']) = \{(u, v), (u, w), (v, w)\}] = 1 - \sum_{E' \not\subseteq \binom{V'}{2}} \Pr_{f_{p;g,R}^{\text{PB}}}[E(G[V']) = E'].$$

□

Discussion on higher orders. Similar to the counterpart for local binding, the reasoning in the proof above can be extended to higher orders. When the order of motifs increases, both considering the cases in each round and accumulating them in multiple rounds become increasingly challenging. For the cases in each round, we first need to consider more cases of V_s , i.e., all the subsets of V' . For accumulating the probabilities, for each E^* , we first need to consider all the cases (i.e., all the subsets of E^*) in each round that can accumulate to E^* , and we need to use the inclusion-exclusion principle to avoid counting some sub-motifs multiple times, where again all the subsets of E^* need to be considered. Hence, for motifs of order k , the number of cases is at least $O(2^{\binom{k}{2}})$.

Theorem C.5 (Time complexity of computing motif probabilities with parallel binding). *Given $p: \binom{V}{2} \rightarrow [0, 1]$, $g: V \rightarrow [0, 1]$, and $R \in \mathbb{N}$, computing $\Pr_{f_{p;g,R}^{\text{PB}}}[E(G[V']) = E^*]$ takes $O(|V|^3)$ time in total for all $E^* \subseteq \binom{V'}{2}$ and $V' \in \binom{V}{3}$.*

Proof. For computing motif probabilities, we need to enumerate all triplets $V' = \{u, v, w\} \in \binom{V}{3}$ and compute the motif probability for each 3-motif. For each motif, the calculation only involves arithmetic operations, which takes $O(1)$ time since the formulae are fixed. In conclusion, computing 3-motif probabilities takes $O(\binom{|V|}{3})$ time. □

C.6 Fitting

C.6.1 The Erdős-Rényi (ER) model

Definition. The Erdős-Rényi (ER) model (Erdős & Rényi, 1959) outputs edge probabilities with two parameters: n_0 and p_0 , and the output is p_{n_0, p_0}^{ER} with $p_{n_0, p_0}^{\text{ER}}(u, v) = p_0, \forall u, v \in \binom{V}{2}$ with $V = [n_0]$. Given a graph $G = (V = [n], E)$, ER outputs $n_0 = n$ and $p_0 = \frac{2|E|}{n(n-1)}$.

Lemma 5.12 (Reduced time complexity with ER). *Given $n_0 \in \mathbb{N}$, $p_0 \in [0, 1]$, $g_0 \in [0, 1]$, and $R \in \mathbb{N}$, computing both $\Pr_{f_{p;g,R}^{\text{LB}}}[E(G[V']) = E^*]$ and $\Pr_{f_{p;g,R}^{\text{PB}}}[E(G[V']) = E^*]$ takes $O(1)$ times in total for all $E^* \subseteq \binom{V'}{2}$ and $V' \in \binom{V}{3}$ with $p = p_{n_0, p_0}^{\text{ER}}$ and $g(v) = g_0, \forall v \in V = [n_0]$.*

Proof. When $p(u, v) \equiv p_0$ and $g(v) \equiv g_0$, both $\Pr_{f_{p;g,R}^{\text{LB}}}[E(G[V']) = E^*]$ and $\Pr_{f_{p;g,R}^{\text{PB}}}[E(G[V']) = E^*]$ become the same functions for all $V' \in \binom{V}{3}$, which only involve arithmetic operations on p_0 and g_0 and thus take $O(1)$ time for computation. Since the functions are the same for all $V' \in \binom{V}{3}$, we only need to calculate for a single V' . Hence, the total time complexity is still $O(1)$. The detailed formulae are as follows.

Local binding. Fix any $V' \in \binom{V}{3}$, we have

$$p_g(V^*) = g_0^{|V^*|} (1 - g_0)^{3 - |V^*|}, \forall V^* \subseteq V',$$

$$p_g(\mathcal{V}_{\geq 2}) = 3g_0^2(1 - g_0) + g_0^3,$$

and

$$p_g(\mathcal{V}_{< 2}) = 3g_0(1 - g_0)^2 + (1 - g_0)^3.$$

Hence

$$q(\{u, v, w\}) = \frac{1 - (3g_0(1 - g_0)^2 + (1 - g_0)^3)^R}{3g_0^2(1 - g_0) + g_0^3} g_0^3,$$

$$\begin{aligned} q_2 &:= q(\{u, v\} \rightarrow \{u, v, w\}) = q(\{u, w\} \rightarrow \{u, v, w\}) = q(\{v, w\} \rightarrow \{u, v, w\}) \\ &= \left(\frac{1 - (3g_0(1 - g_0)^2 + (1 - g_0)^3 + g_0^2(1 - g_0))^R}{2g_0^2(1 - g_0) + g_0^3} - \frac{1 - (3g_0(1 - g_0)^2 + (1 - g_0)^3)^R}{3g_0^2(1 - g_0) + g_0^3} \right), \end{aligned}$$

and

$$q_{indep} = 1 - q(\{u, v, w\}) - 3q_2.$$

$$\underline{E^*} = \{(\underline{u}, \underline{v}), (\underline{u}, \underline{w}), (\underline{v}, \underline{w})\}.$$

$$\Pr_{f_{p;g,R}^{LB}}[E(G[V']) = \{(u, v), (u, w), (v, w)\}] = q(\{u, v, w\})p_0 + 3q_2p_0^2 + q_{indep}p_0^3$$

$$|\underline{E^*}| = 2$$

For each E^* with $|E^*| = 2$, i.e., $E^* = \{(u, v), (u, w)\}$ or $\{(u, v), (v, w)\}$ or $(u, w), (v, w)$, we have

$$\Pr_{f_{p;g,R}^{LB}}[E(G[V']) = E^*] = q_2p_0(1 - p_0) + q_{indep}p_0^2(1 - p_0)$$

$$|\underline{E^*}| = 1$$

For each E^* with $|E^*| = 1$, i.e., $E^* = \{(u, v)\}$ or $\{(u, w)\}$ or (v, w) , we have

$$\Pr_{f_{p;g,R}^{LB}}[E(G[V']) = E^*] = q_2p_0(1 - p_0) + q_{indep}p_0(1 - p_0)^2$$

$$\underline{E^*} = \emptyset$$

$$\Pr_{f_{p;g,R}^{LB}}[E(G[V']) = \{(u, w)\}] = q(\{u, v, w\})(1 - p_0) + 3q_2(1 - p_0)^2 + q_{indep}(1 - p_0)^3$$

□

C.6.2 The Chung-Lu (CL) model

Definition. The Chung-Lu (CL) model (Chung & Lu, 2002) outputs edge probabilities with a sequence of expected degrees $D = (d_1, d_2, \dots, d_n)$, and the output is p_D^{CL} with $p_D^{CL}(u, v) = \min(\frac{d_u d_v}{\sum_{i=1}^n d_i}, 1)$, $\forall u, v \in \binom{V}{2}$ with $V = [n]$. Given a graph $G = (V = [n], E)$, CL outputs $d_i = d(i; G)$ for each node $i \in V$.

Lemma 5.13 (Reduced time complexity with CL). *Given $D = (d_1, d_2, \dots, d_n)$, g_d for $d \in \{d_1, d_2, \dots, d_n\}$, and $R \in \mathbb{N}$, computing both $\Pr_{f_{p;g,R}^{LB}}[E(G[V']) = E^*]$ and $\Pr_{f_{p;g,R}^{PB}}[E(G[V']) = E^*]$ for all $E^* \subseteq \binom{V'}{2}$ and $V' \in \binom{[n]}{3}$ takes $O(k_{deg}^3)$ times with $p = p_D^{CL}$ and $g(i) = g_{d_i}, \forall i \in [n]$.*

Proof. The key idea is that given $V' = \{i, j, k\} \in \binom{V}{3}$, both the three edge probabilities (i.e., $p(i, j)$, $p(i, k)$, and $p(j, k)$) and the three node-sampling probabilities (i.e., $g(i)$, $g(j)$, and $g(k)$) are fully determined by the degrees of the three nodes.

Hence, we only need to calculate motif probabilities for each degree combination instead of each node combination. Since we have k_{deg} different degrees, the total number of degree combinations of size 3 is $O(k_{deg}^3)$, and the calculation for each combination takes $O(1)$ time on arithmetic operations with fixed formulae. In conclusion, the total time complexity is $O(k_{deg}^3)$.

Some details are as follows. Let $k_{deg} = \{d_1, d_2, \dots, d_n\} = \{\tilde{d}_1, \tilde{d}_2, \dots, \tilde{d}_{k_{deg}}\}$, and let n_i denote the number of nodes with degree \tilde{d}_i , for $i \in [k_{deg}]$. Given three degrees \tilde{d}_i, \tilde{d}_j , and \tilde{d}_k , we have

- $n_i n_j n_k$ such combinations, when $i \neq j$, $i \neq k$, and $j \neq k$
- $\binom{n_i}{2} n_k$ such combinations, when $i = j$ and $i \neq k$; similarly for $i = k$ and $i \neq j$ or $j = k$ and $i \neq j$
- $\binom{n_i}{3}$ such combinations, when $i = j = k$.

□

C.6.3 The stochastic block (SB) model

Definition. Given a graph $G = (V = [n], E)$ and a node partition $f_B: [n] \rightarrow [c]$ with $c \in \mathbb{N}$, let $V_i = \{v \in V: f_B(v) = i\}$ denote the set of nodes partitioned in the i -th group for $i \in [c]$. The fitting of the edge probabilities in the stochastic block (SB) model gives $p_B: [c] \times [c] \rightarrow [0, 1]$ with $p_B(i, i) = \frac{|E(G[V_i])|}{\binom{|V_i|}{2}}$ and $p_B(i, j) = \frac{|E \cap \{(v, v'): v \in V_i, v' \in V_j\}|}{|V_i||V_j|}$, for $i \neq j \in [c]$.

Lemma 5.14 (Reduced time complexity with SB). *Given $f_B: [n_0] \rightarrow [c]$, $f_B: [n_0] \rightarrow [c]$, g_i for $i \in [c]$, and $R \in \mathbb{N}$, computing both $\Pr_{f_B, R}^{LB}[E(G[V']) = E^*]$ and $\Pr_{f_B, R}^{PB}[E(G[V']) = E^*]$ takes $O(c^3)$ times in total for all $E^* \subseteq \binom{V'}{2}$ and $V' \in \binom{[n]}{3}$ with $p = p_{f_B, p_B}^{SB}$ and $g(v) = g_{f_B(v)}$ for each $v \in V = [n]$.*

Proof. The key idea is that given $V' = \{i, j, k\} \in \binom{V}{3}$, both the three edge probabilities (i.e., $p(i, j)$, $p(i, k)$, and $p(j, k)$) and the three node-sampling probabilities (i.e., $g(i)$, $g(j)$, and $g(k)$) are fully determined by the membership the three nodes, i.e., $f_B(i)$, $f_B(j)$, and $f_B(k)$.

Hence, we only need to calculate motif probabilities for each membership combination instead of each node combination. Since we have c different groups, the total number of degree combinations of size 3 is $O(c^3)$, and the calculation for each combination takes $O(1)$ time on arithmetic operations with fixed formulae. In conclusion, the total time complexity is $O(c^3)$.

Some details are as follows. Let $n_i = |V_i|$ denote the number of nodes in the i -th group. Given three group membership indicators i, j , and k , we have

- $n_i n_j n_k$ such combinations, when $i \neq j$, $i \neq k$, and $j \neq k$
- $\binom{n_i}{2} n_k$ such combinations, when $i = j$ and $i \neq k$; similarly for $i = k$ and $i \neq j$ or $j = k$ and $i \neq j$
- $\binom{n_i}{3}$ such combinations, when $i = j = k$.

□

C.6.4 The stochastic Kronecker (KR) model

Definition C.6 (Kronecker product and Kronecker power). Given two matrices $A \in \mathbb{R}^{m \times n}$ and $B \in \mathbb{R}^{p \times q}$, the Kronecker product between A and B is

$$A \otimes B = \begin{bmatrix} a_{11}b_{11} & a_{11}b_{12} & \cdots & a_{11}b_{1q} & \cdots & \cdots & a_{1n}b_{11} & a_{1n}b_{12} & \cdots & a_{1n}b_{1q} \\ a_{11}b_{21} & a_{11}b_{22} & \cdots & a_{11}b_{2q} & \cdots & \cdots & a_{1n}b_{21} & a_{1n}b_{22} & \cdots & a_{1n}b_{2q} \\ \vdots & \vdots & \ddots & \vdots & \cdots & \cdots & \vdots & \vdots & \ddots & \vdots \\ a_{11}b_{p1} & a_{11}b_{p2} & \cdots & a_{11}b_{pq} & \cdots & \cdots & a_{1n}b_{p1} & a_{1n}b_{p2} & \cdots & a_{1n}b_{pq} \\ \vdots & \vdots & & \vdots & \ddots & & \vdots & \vdots & & \vdots \\ \vdots & \vdots & & \vdots & & \ddots & \vdots & \vdots & & \vdots \\ a_{m1}b_{11} & a_{m1}b_{12} & \cdots & a_{m1}b_{1q} & \cdots & \cdots & a_{mn}b_{11} & a_{mn}b_{12} & \cdots & a_{mn}b_{1q} \\ a_{m1}b_{21} & a_{m1}b_{22} & \cdots & a_{m1}b_{2q} & \cdots & \cdots & a_{mn}b_{21} & a_{mn}b_{22} & \cdots & a_{mn}b_{2q} \\ \vdots & \vdots & \ddots & \vdots & \cdots & \cdots & \vdots & \vdots & \ddots & \vdots \\ a_{m1}b_{p1} & a_{m1}b_{p2} & \cdots & a_{m1}b_{pq} & \cdots & \cdots & a_{mn}b_{p1} & a_{mn}b_{p2} & \cdots & a_{mn}b_{pq} \end{bmatrix}$$

Given $k \in \mathbb{N}$, the k Kronecker power of A is

$$\underbrace{A \otimes (A \cdots (A \otimes (A \otimes A)))}_{k-1 \text{ times of Kronecker products}}.$$

Definition. The stochastic Kronecker (KR) model (Leskovec et al., 2010) outputs edge probabilities with a seed matrix $\theta \in [0, 1]^{2 \times 2}$ and $k_{KR} \in \mathbb{N}$ ¹⁰, and the output $p_{\theta, k_{KR}}^{KR}$ is the k_{KR} -th Kronecker power of θ .

Lemma C.7 (Node equivalence in KR). *Given $\theta \in [0, 1]^{2 \times 2}$, $k_{KR} \in \mathbb{N}$, g_i for $0 \leq i \leq k_{KR}$, and $R \in \mathbb{N}$, computing both $\Pr_{f_B, R}^{LB}[E(G[V']) = E^*]$ and $\Pr_{f_B, R}^{PB}[E(G[V']) = E^*]$ takes $O(k_{KR}^7)$ times in total for all $E^* \subseteq \binom{V'}{2}$ and $V' \in \binom{[n]}{3}$ with $p = p_{\theta, k_{KR}}^{KR}$ and $g(v) = g_i$ with i being the number of ones in the binary representation of $v - 1$, for each $v \in [2^{k_{KR}}]$.*

¹⁰We consider the commonly used 2-by-2 seed matrices.

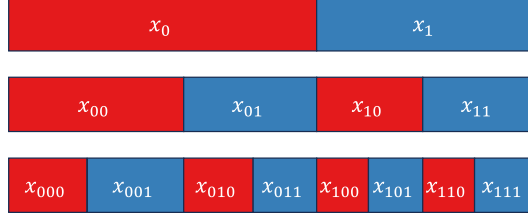


Figure 2: The node combinations in KR.

Proof. A square binary matrix $P \in \{0, 1\}^{n \times n}$ for some $n \in \mathbb{N}$ is a permutation matrix if exactly one entry in each row or column of P is 1, i.e., $\sum_k P_{ik} = \sum_k P_{kj} = 1, \forall i, j \in [n]$.

With binary node labels, given two nodes

$$u = (u_1 u_2 \dots u_{k_{KR}})_2$$

and

$$v = (v_1 v_2 \dots v_{k_{KR}})_2,$$

we have

$$\theta_{uv}^{(k_{KR})} = \prod_{i=1}^{k_{KR}} \theta_{u_i v_i},$$

which implies that for any permutation $\pi \in S_{k_{KR}}$,

$$\theta_{uv}^{(k_{KR})} = \theta_{\pi(u)\pi(v)}^{(k_{KR})}, \forall u, v,$$

where with a slight abuse of notation,

$$\pi(u) = (u_{\pi(1)} u_{\pi(2)} \dots u_{\pi(k_{KR})})_2$$

and

$$\pi(v) = (v_{\pi(1)} v_{\pi(2)} \dots v_{\pi(k_{KR})})_2.$$

On the other hand, for any two nodes with the same number of ones in the binary representations, we can find a permutation π between the two binary representations by seeing them as sequences. Let $P = P_\pi \in \{0, 1\}^{2^{k_{KR}} \times 2^{k_{KR}}}$ with $P_{ij} = 1$ if and only if π converts the binary presentation of $i - 1$ to that of $j - 1$, and we have $P^\top \theta_{uv}^{(k_{KR})} P = \theta_{uv}^{(k_{KR})}$. \square

Remark C.8. The equivalence in KR is slightly weaker than that in the other three models (ER, CL, and SB). Specifically, in the other three models, “two nodes i and j are equivalent” means that, when you swap i and j while keeping the other nodes unchanged, the RGM is kept unchanged. For KR, the equivalence is weaker in that you have to swap i and j together with all the other nodes w.r.t. a permutation. This is also why the reduced time complexity is $O(k_{KR}^7)$ instead of $O(k_{KR}^3)$ in Lemma 5.15.

Lemma 5.15 (Reduced time complexity with KR). *Given $\theta \in [0, 1]^{2 \times 2}$, $k_{KR} \in \mathbb{N}$, g_i for $0 \leq i \leq k_{KR}$, and $R \in \mathbb{N}$, computing both $\Pr_{f_{p;g,R}^{LB}}[E(G[V']) = E^*]$ and $\Pr_{f_{p;g,R}^{PB}}[E(G[V']) = E^*]$ for all $E^* \subseteq \binom{V'}{2}$ and $V' \in \binom{[n]}{3}$ takes $O(k_{KR}^7)$ times with $p = p_{\theta, k_{KR}}^{KR}$ and $g(v) = g_i$ with i being the number of ones in the binary representation of $v - 1$, for each $v \in [2^{k_{KR}}]$.*

Proof. We divide node combinations w.r.t the binary node labels. As shown in the proof of Lemma C.7, node combinations are equivalent with permutations on the binary node labels. Hence, in each equivalent class of node combinations, we can consider only the one with the form as shown in Figure 2, where each number (x_0, x_1, x_{00} , etc.) represents the number of zeros and ones. Here,

- the first node v_1 (more precisely, its binary node representation) has x_0 zeros first and then x_1 ones,
- the second node v_2 has x_{00} zeros, then x_{01} ones, then x_{10} zeros, and finally x_{11} ones, and
- the third node v_3 has x_{000} zeros, then x_{001} ones, then x_{010} zeros, then x_{011} ones, then x_{100} zeros, then x_{101} ones, then x_{110} zeros, and finally x_{111} ones.

As indicated in the figure, we have

- $x_0 + x_1 = k_{KR}$
- $x_{00} + x_{01} = x_0, x_{10} + x_{11} = x_1$
- $x_{000} + x_{001} = x_{00}, x_{010} + x_{011} = x_{01}, x_{100} + x_{101} = x_{10}, \text{ and } x_{110} + x_{111} = x_{11}.$

The number of different equivalent classes is upper-bounded by

$$\begin{aligned} & \sum_{x_0=0}^{k_{KR}} \sum_{x_{00}=0}^{x_0} \sum_{x_{10}=0}^{k_{KR}-x_0} \sum_{x_{000}=0}^{x_{00}} \sum_{x_{010}=0}^{x_0-x_{00}} \sum_{x_{100}=0}^{x_{10}} \sum_{x_{110}=0}^{k_{KR}-x_0-x_{10}} 1 \\ &= \frac{(k_{KR}+1)(k_{KR}+2)(k_{KR}+3)(k_{KR}+4)(k_{KR}+5)(k_{KR}+6)(k_{KR}+7)}{5040} = O(k_{KR}^7). \end{aligned}$$

For each equivalent class, the calculation only involves arithmetic with a fixed formula and thus takes $O(1)$ time. Note that the Kronecker power can be computed beforehand with much lower time complexity, i.e., $o(k_{KR}^7)$ (Seroussi & Ma, 1983). In conclusion, the total time complexity is $O(k_{KR}^7)$. \square

D On (non-)isolated nodes

D.1 Tractable number of (non-)isolated nodes with parallel binding

Theorem D.1 (Tractable number of (non-)isolated nodes with parallel binding). *For any $p: \binom{V}{2} \rightarrow [0, 1]$, $g: V \rightarrow [0, 1]$, $R \in \mathbb{N}$, we can compute the closed-form (w.r.t. p , g , and R) $\mathbb{E}_{f_{p,g,R}^{PB}}[|\{v \in G: d(v; G) \geq 1\}|]$.*

Proof. By the linearity of expectation,

$$\mathbb{E}_{f_{p,g,R}^{PB}}[|\{v \in G: d(v; G) \geq 1\}|] = \sum_{v \in V} \Pr_{f_{p,g,R}^{PB}}[d(v; G) \geq 1].$$

Hence, we only need to compute the probability of each node v being (non-)isolated. A node v is isolated if and only if no edge incident to v is inserted in each round. In each round, when v is sampled, i.e., $v \in V_s$, the probability that no edge incident to v is inserted is $1 - \max_{u \in V_s} p(u, v)$. Let $p_{iso}(v)$ denote the aforementioned probability and sort $V \setminus \{v\} = \{u_1, u_2, \dots, u_{n-1}\}$ with $n = |V|$ and $p(u_1, v) \geq p(u_2, v) \geq \dots \geq p(u_{n-1}, v)$. We have

$$p_{iso}(v) = (1 - \Pr[v \in V_s]) + \Pr[v \in V_s](1 - \mathbb{E}_{f_{p,g,R}^{PB}}[\max_{u \in V_s} p(u, v)]) = 1 - g(v) \mathbb{E}_{f_{p,g,R}^{PB}}[\max_{u \in V_s} p(u, v)],$$

where

$$\begin{aligned} & \mathbb{E}_{f_{p,g,R}^{PB}}[\max_{u \in V_s} p(u, v)] \\ &= \Pr[u_1 \in V_s]p(u_1, v) + \Pr[u_1 \notin V_s \wedge u_2 \in V_s]p(u_2, v) + \dots + \Pr[(\bigwedge_{i=1}^{n-2} u_i \notin V_s) \wedge u_{n-1} \in V_s]p(u_{n-1}, v) \\ &= g(u_1)p(u_1, v) + (1 - g(u_1))g(u_2)p(u_2, v) + \dots + \prod_{i=1}^{n-2} (1 - g(u_i))g(u_{n-1})p(u_{n-1}, v). \end{aligned}$$

Finally, the probability that v is isolated after R rounds and dealing with p_{rem} is

$$\tilde{p}_{iso}(v) = (p_{iso}(v))^R (1 - p_{rem}(v)),$$

and thus the expected number of non-isolated nodes is

$$\mathbb{E}_{f_{p,g,R}^{PB}}[|\{v \in G: d(v; G) \geq 1\}|] = \sum_{v \in V} (1 - \tilde{p}_{iso}(v)).$$

\square

The expected number of degree-1 nodes We can extend the reasoning above to compute the expected number of degree-1 nodes. Fix a node v , for each node u_k , we shall compute the probability that no other $(u_{k'}, v)$ with $k' \neq k$ is inserted, denoted by $p_s(v; u_k)$, which is the probability of v being isolated plus the probability of v being only adjacent to u_k . In other words, we compute the probability of v being isolated while ignoring u_k . We have

$$p_s(v; u_k) = (1 - g(v)) + g(v)\tilde{p}_s(v; u_k),$$

where

$$\begin{aligned} \tilde{p}_s(v; u_k) = & g(u_1)(1 - p(u_1, v)) + \\ & (1 - g(u_1))g(u_2)(1 - p(u_2, v)) + \dots + \\ & \prod_{i=1}^{k-2} (1 - g(u_i))g(u_{k-1})(1 - p(u_{k-1}, v)) + \\ & \prod_{i=1}^{k-1} (1 - g(u_i))g(u_k)\hat{p}_s(v; u_k) + \\ & \prod_{i=1}^{k+1} (1 - g(u_i))g(u_{k+1})(1 - p(u_{k+1}, v)) + \dots + \\ & \prod_{i=1}^{n-2} (1 - g(u_i))g(u_{n-1})p(u_{n-1}, v) + \\ & \prod_{i=1}^{n-1} (1 - g(u_i)) \end{aligned}$$

with

$$\begin{aligned} \hat{p}_s(v; u_k) = & g(u_{k+1})(1 - p(u_{k+1}, v)) + \\ & (1 - g(u_{k+1}))g(u_{k+2})(1 - p(u_{k+2}, v)) + \dots + \\ & \prod_{i=k+1}^{n-2} (1 - g(u_i))g(u_{n-1})(1 - p(u_{n-1}, v)) + \\ & \prod_{i=k+1}^{n-1} (1 - g(u_i)). \end{aligned}$$

Finally, the probability of v being degree-1 is

$$\sum_{i=1}^{n-1} (p_s(v; u_i) - p_{iso}(v)).$$

Theorem D.2 (Time complexity of computing the expected number of (non-)isolated nodes with parallel binding). *Given $p: \binom{V}{2} \rightarrow [0, 1]$, $g: V \rightarrow [0, 1]$, and $R \in \mathbb{N}$, computing $\mathbb{E}_{f_{p;g,R}^{PB}}[|\{v \in G: d(v; G) \geq 1\}|]$ takes $O(|V|^2 \log |V|)$ time.*

Proof. For computing the expected number of non-isolated nodes, for each node v , we need to first sort the other nodes $u \in V \setminus \{v\}$ w.r.t. $p(u, v)$, which takes $O(|V| \log |V|)$ times. After that, the calculation only arithmetic operations, which takes $O(1)$ time since the formulae are fixed. Hence, for each node v it takes $O(\log |V|)$ times. In conclusion, for all the nodes in V , it takes $O(|V| \log |V|)$ time in total. \square

Remark D.3. Considering node equivalence (see Section 5.4) can also be used to reduce the time complexity of computing the number of (non-)isolated nodes.

D.2 Experimental results

Since we have the tractability results on the number of (non-)isolated nodes, we can also fit and control the number of (non-)isolated nodes with our binding schemes. Specifically, in our main experiments, the objective of fitting is merely the number of triangles. Here, we further consider variants with

Table 4: The number of non-isolated nodes and clustering metrics of graphs generated by different realization methods. The number of non-isolated nodes n_{ni} and the number of triangles (Δ) are normalized. For each dataset and each model, the best result is in bold and the second best is underlined.

dataset		<i>Hams</i>				<i>Fcbk</i>				<i>Polb</i>			
metric		n_{ni}	Δ	GCC	ALCC	n_{ni}	Δ	GCC	ALCC	n_{ni}	Δ	GCC	ALCC
model	GROUND _T	1.000	1.000	0.229	0.540	1.000	1.000	0.519	0.606	1.000	1.000	0.226	0.320
ER	EDGEIND	1.000	0.013	<u>0.008</u>	0.008	1.000	0.009	0.011	0.011	1.000	0.034	<u>0.022</u>	0.022
	PARABDG	0.812	0.988	0.385	0.640	0.555	1.002	0.574	0.815	0.801	<u>1.025</u>	0.412	<u>0.659</u>
	PARABDG-N	<u>0.996</u>	0.990	0.481	<u>0.748</u>	<u>1.007</u>	<u>0.584</u>	<u>0.594</u>	<u>0.835</u>	<u>1.007</u>	1.012	0.532	0.787
CL	EDGEIND	0.964	<u>0.299</u>	<u>0.067</u>	0.058	0.988	0.124	0.064	0.063	0.944	0.792	<u>0.183</u>	<u>0.173</u>
	PARABDG	0.771	1.000	0.185	0.471	0.656	1.006	0.336	0.626	0.789	1.010	0.221	0.468
	PARABDG-N	<u>0.959</u>	0.257	0.027	<u>0.069</u>	0.969	<u>1.098</u>	<u>0.125</u>	<u>0.151</u>	<u>0.935</u>	<u>0.794</u>	0.135	0.219
SB	EDGEIND	0.996	0.263	0.080	0.038	1.000	0.153	0.145	0.080	0.975	<u>0.478</u>	<u>0.145</u>	0.164
	PARABDG	0.719	0.993	0.241	0.521	0.608	1.035	0.529	0.557	0.899	1.010	0.183	0.251
	PARABDG-N	<u>0.991</u>	<u>1.168</u>	<u>0.154</u>	<u>0.092</u>	1.000	<u>1.036</u>	<u>0.423</u>	<u>0.204</u>	<u>0.953</u>	<u>0.475</u>	0.094	<u>0.217</u>
KR	EDGEIND	0.996	0.185	<u>0.039</u>	0.060	<u>1.014</u>	<u>0.052</u>	<u>0.035</u>	<u>0.042</u>	<u>1.598</u>	0.101	0.040	0.075
	PARABDG	0.856	0.997	0.165	0.394	0.781	0.971	0.347	0.605	<u>1.194</u>	<u>0.942</u>	0.219	<u>0.420</u>
	PARABDG-N	<u>0.996</u>	<u>0.301</u>	0.028	<u>0.099</u>	1.000	<u>0.953</u>	<u>0.254</u>	<u>0.262</u>	0.987	0.976	<u>0.268</u>	0.368

dataset		<i>Spam</i>				<i>Cepg</i>				<i>Scht</i>			
metric		n_{ni}	Δ	GCC	ALCC	n_{ni}	Δ	GCC	ALCC	n_{ni}	Δ	GCC	ALCC
model	GROUND _T	1.000	1.000	0.145	0.286	1.000	1.000	0.321	0.447	1.000	1.000	0.377	0.350
ER	EDGEIND	1.000	0.005	0.003	0.003	1.000	0.037	0.033	0.033	1.000	0.027	0.029	0.029
	PARABDG	0.783	0.993	0.401	0.663	0.688	0.968	0.508	0.750	0.617	0.991	0.559	0.794
	PARABDG-N	<u>1.006</u>	<u>1.009</u>	0.526	<u>0.787</u>	<u>1.008</u>	<u>0.832</u>	<u>0.606</u>	<u>0.839</u>	<u>1.002</u>	<u>0.669</u>	<u>0.604</u>	0.839
CL	EDGEIND	<u>0.906</u>	<u>0.496</u>	<u>0.072</u>	0.060	0.953	0.683	<u>0.230</u>	0.223	0.964	<u>0.644</u>	<u>0.245</u>	<u>0.234</u>
	PARABDG	0.700	1.007	0.131	0.436	0.698	0.999	0.310	<u>0.578</u>	0.866	1.135	0.294	0.610
	PARABDG-N	0.908	0.445	0.033	<u>0.071</u>	<u>0.927</u>	<u>0.725</u>	0.198	0.334	<u>0.932</u>	0.639	0.200	0.347
SB	EDGEIND	0.982	0.528	<u>0.094</u>	0.036	0.994	0.662	0.258	0.200	0.992	0.644	0.272	0.128
	PARABDG	0.685	0.994	0.158	0.356	0.911	1.047	<u>0.333</u>	0.363	0.792	0.975	0.340	0.437
	PARABDG-N	<u>0.957</u>	<u>0.537</u>	0.070	0.109	<u>0.990</u>	<u>1.056</u>	0.329	<u>0.202</u>	<u>0.972</u>	<u>0.956</u>	<u>0.292</u>	<u>0.205</u>
KR	EDGEIND	1.438	0.061	0.014	0.025	1.210	0.132	0.069	0.120	1.953	0.032	0.033	0.052
	PARABDG	<u>1.024</u>	<u>1.049</u>	<u>0.161</u>	0.378	<u>1.043</u>	1.001	<u>0.279</u>	0.461	<u>1.211</u>	<u>1.069</u>	<u>0.346</u>	0.581
	PARABDG-N	0.995	0.981	0.161	<u>0.385</u>	0.996	<u>1.118</u>	0.296	<u>0.478</u>	0.997	1.030	0.370	<u>0.640</u>

the fitting objective including both the number of triangles and the number of (non-)isolated nodes, trying to preserve both numbers as the ground truth.

In Table 4, for each dataset and each model, we compare the ground-truth graph, the corresponding EIGM, and the following two variants of EPGMs:

1. PARABDG: parallel binding with the number of triangles as the objective
2. PARABDG-N: parallel binding with both the number of triangles and the number of (non-)isolated nodes¹¹

and report the following statistics of the generated graphs:

1. n_{ni} : the number of non-isolated nodes
2. Δ : the number of triangles
3. GCC: the global clustering coefficient
4. ALCC: the average clustering coefficient

As in the main text, the statistics are averaged on 100 random trials, i.e., 100 generated graphs.

For ER, we relax both the number of total nodes and the uniform edge probability, i.e., n_0 and p_0 , for fitting. For the other three models (CL, SB, and KR), we still use the edge probabilities obtained from the original model and only add an additional term to the objective.

As shown in the results, in most cases, PARABDG generates graphs with fewer non-isolated nodes compared to the ground truth, and PARABDG-n well fits the number of non-isolated nodes while still improving clustering compared to EIGMs. Notably, since the total number of nodes for KR can only

¹¹We only have tractability results with parallel binding.

be a power of the seed-matrix size (i.e., a power of 2 in our experiments), the corresponding EIGM generates graphs with too many non-isolated nodes in many cases, while PARABDG-n generates graphs with a more similar number of non-isolated nodes (i.e., closer to the ground truth). Moreover, it is also known that even without binding, some models may suffer from the problem of isolated nodes, e.g., CL (Brissette & Slota, 2021; Brissette et al., 2022) and KR (Mahdian & Xu, 2007; Seshadhri et al., 2013).

Overall, the results validate that, our tractability results allow practitioners to fit the number of non-isolated nodes (if that is one of their main concerns) while improving other aspects, e.g., clustering.

E Additional discussions

E.1 General graphs

As mentioned in Section 2, we focus on undirected unweighted graphs without self-loops following common settings for random graph models in the main text. Below, we shall discuss different more general cases.

Directed edges and self-loops. In our binding schemes (Algorithms 1 to 3), if we consider directed edges and/or self-loops, we can further consider them after sampling a group of nodes. Regarding theoretical analysis, we can further consider subgraphs (motifs) with directed edges and self-loops (Milo et al., 2002) and the high-level ideas still apply.

Weighted edges. Our graph generation algorithms only determine the (in)existence of edges and we may need additional schemes to generate edge weights. For example, we can use algorithms that generate realistic edge weights when given graph topology (Bu et al., 2023). Since in our graph generation algorithms, nodes (and thus edges) can be sampled multiple times, an alternative way to have edge weights is to allow each edge to be inserted multiple times and use the times of repetition as edge weights.

E.2 Overlap-related triangle-density results

As mentioned in Section 3.1, Chanpuriya et al. (2023) have recently extended their theoretical analysis to other categories of RGMs. In addition to EIGMs, they further considered two other categories: node independent graph models (NIGMs) and fully dependent graph models (FDGMs). Between the two, FDGMs means any distribution of graphs, i.e., any RGM, is allowed.

They only discussed general overlap-related triangle-density upper bounds in those categories of RGMs, without detailed tractability results for practical graph generations. Specifically, their graph generation algorithm is based on maximal clique enumeration (MCE). However, given a graph, MCE itself can take exponential time (Eblen et al., 2012).

Also, what we focus on in this work, i.e., the category of binding-based EPGMs, is a subset of EPGMs and are not “fully general” as FDGMs. On the other hand, NIGMs are associated with node embeddings, where we have a node embedding space (i.e., a distribution) \mathcal{E} and a symmetric function $e: \mathcal{E} \times \mathcal{E} \rightarrow [0, 1]$, and each node i has a node embedding x_i sampled from \mathcal{E} i.i.d., and each edge (i, j) exists with probability $e(x_i, x_j)$ independently. Our binding-based EPGMs do not fall in this category either.

E.3 Subset sampling

As mentioned in Footnote 5 in Section 5.2, we use independent *node* sampling (yet still with *edge* dependency) which is simple, tractable, and works well. Specifically, independent node sampling allows us to easily compute the marginal probability of each node binding sampled in each round, which is involved in the derivation of our tractability results. Also, as shown in our experiments, with binding schemes using independent node sampling, we still achieve significant empirical improvement over EIGMs. In the most general case, considering the sampling probabilities of all $2^{|V|}$ subsets would be intractable. Recently, a line of works has been proposed for tractable and differentiable subset sampling (Xie & Ermon, 2019; Pervez et al., 2023; Ahmed et al., 2023; Sutter et al., 2023), and exploring more flexible node sampling schemes is an interesting future direction to be explored.

Table 5: The basic statistics of the datasets.

dataset	$ V $	$ E $	# triangles	GCC	ALCC
<i>Hams</i>	2,000	16,097	157,953	0.229	0.540
<i>Fcbk</i>	4,039	88,234	4,836,030	0.519	0.606
<i>Polb</i>	1,222	16,717	303,129	0.226	0.320
<i>Spam</i>	4,767	37,375	387,051	0.145	0.286
<i>Cepg</i>	1,692	47,309	2,353,812	0.321	0.447
<i>Scht</i>	2,077	63,023	4,192,980	0.377	0.350

E.4 Practical meaning of binding

As we mentioned in Section 5.2, local binding (and parallel binding as a parallel version) binds node pairs *locally among a group of nodes* (instead of some irrelevant node pairs). Such node pairs are structurally related, and are expected to be meaningfully related in the corresponding real-world systems. We shall discuss two specific real-world scenarios below.

Group interactions in social networks. In typical social networks, nodes represent people, and edges represent social communications/relations between people. Each group “bound together” by our binding algorithms can represent a group interaction, e.g., an offline social event (meeting, conference, party) or an online social event (group chat, Internet forum, online game). In such social events, people gather together and the communications/relations between them likely co-occur. Certainly, not necessarily all people in such events would communicate with each other, e.g., some people are more familiar with each other. This is exactly the point of considering binding with various edge probabilities (instead of just inserting cliques).

Specifically, the random variable s represents the overall “social power” of an event, while individual edge probabilities $p(u, v)$ ’s represent some local factors (e.g., their personal relationship) between each pair of people. A line of research studies group interactions in social networks (Felmlee & Faris, 2013; Levorato, 2014; Purushotham & Jay Kuo, 2015; Jang et al., 2016; Li et al., 2020; Iacopini et al., 2022).

Gene functional associations in gene networks. In typical gene networks, nodes represent genes, and edges represent gene functional associations, i.e., connections between genes that contribute jointly to a biological function. Each group “bound together” by our binding algorithms can represent a biological function, since typically (1) a single biological function involves multiple genes (Plomin, 1990; Anastassiou, 2007; Naoumkina et al., 2010) (represented by a group of nodes bound together), and (2) the same biological function may involve different genes in different cases (Gottesman & Hanson, 2005; Pritykin et al., 2015; Storey et al., 2007) (represented by the probabilistic nature of binding).

On parallel binding. Specifically, as mentioned in Section 5.3, compared to local binding where each pair can only participate in a single group, parallel binding allows each pair to participate in multiple groups (in different rounds). This is also true for real-world group interactions, where different groups overlap and intersect with each other (Lee et al., 2021; LaRock & Lambiotte, 2023).

F Additional details of the experiments

F.1 Experimental settings

Datasets. We use six real-world datasets from three different domains: (1) social networks *hamsterster* (*Hams*) and *facebook* (*Fcbk*), (2) web graphs *polblogs* (*Polb*) and *spam* (*Spam*), and (3) biological graphs *CE-PG* (*Cepg*) and *SC-HT* (*Scht*).

The datasets are available online (Rossi & Ahmed, 2015; Leskovec & Krevl, 2014):

- *hamsterster* (*Hams*) (Hamsterster) is available at <https://networkrepository.com/soc-hamsterster.php>
- *facebook* (*Fcbk*) (Leskovec & McAuley, 2012) is available at <https://snap.stanford.edu/data/ego-Facebook.html>

- *polblogs* (*Polb*) (Adamic & Glance, 2005) is available at <https://networks.skewed.de/net/polblogs>
- *spam* (*Spam*) (Castillo et al., 2008) is available at <https://networkrepository.com/web-spam.php>
- *CE-PG* (*Cepg*) (Cho et al., 2014) is available at <https://networkrepository.com/bio-CE-PG.php>
- *SC-HT* (*Scht*) (Cho et al., 2014) is available at <https://networkrepository.com/bio-SC-HT.php>

In Table 5, we show the basic statistics (e.g., the numbers of nodes and edges) of the datasets.

We provide the formal definitions of some basic statistics below.

Definition F.1 (Clustering coefficients). Given $G = (V, E)$, the number of wedges (i.e., open triangles) is $n_w(G) = \sum_{v \in V} \binom{d(v)}{2}$. The *global clustering coefficient* (GCC) of G is defined as

$$\text{GCC}(G) = \frac{3 \Delta(G)}{n_w(G)},$$

where $\Delta(G)$ is the number of triangles in G and it is multiplied by 3 because each triangle corresponds to three wedges (consider three different nodes as the center of the wedge). The *average local clustering coefficient* (ALCC) of G is defined as

$$\text{ALCC}(G) = \sum_{v: d(v) \geq 2} \frac{\Delta(v; G)}{\binom{d(v)}{2}},$$

where $\Delta(v; G)$ is the number of triangles involving v in G .

Models. The Erdős-Rényi (ER) model outputs edge probabilities with two parameters: n_0 and p_0 , and the output is p_{n_0, p_0}^{ER} with $p_{n_0, p_0}^{ER}(u, v) = p_0, \forall u, v \in \binom{V}{2}$ with $V = [n_0]$. Given a graph $G = (V = [n], E)$, the standard fitting of ER gives $n_0 = n$ and $p_0 = \frac{|E|}{\binom{|V|}{2}}$.

The Chung-Lu (CL) model outputs edge probabilities with a sequence of expected degrees $D = (d_1, d_2, \dots, d_n)$, and the output is p_D^{CL} with $p_D^{CL}(u, v) = \min(\frac{d_u d_v}{\sum_{i=1}^n d_i}, 1), \forall u, v \in \binom{V}{2}$ with $V = [n]$. Given a graph $G = (V = [n], E)$, the standard fitting of CL gives $d_i = d(i; G)$ for each node $i \in V$.

The stochastic block (SB) model outputs edge probabilities with (1) a partition of nodes which can be represented by an assignment function $f_B: [n_0] \rightarrow [c]$ with n_0 nodes and c blocks and (2) the edge probability between each pair of blocks (including between two identical blocks), which can be represented by $p_B: [c] \times [c] \rightarrow [0, 1]$, and the output is p_{f_B, p_B}^{SB} with $p_{f_B, p_B}^{SB}(u, v) = p_B(f_B(u), f_B(v)), \forall u, v \in [n_0]$. In our experiments, we use the Python library Graspologic (Chung et al., 2019) which contains a fitting algorithm for SB. Specifically, it uses spectral embedding (Von Luxburg, 2007; Sussman et al., 2012; Rohe et al., 2011) and a Gaussian mixture model (Reynolds et al., 2009) to obtain node partitions.

The stochastic Kronecker (KR) model outputs edge probabilities with a seed matrix $\theta \in [0, 1]^{2 \times 2}$ and a Kronecker power $k_{KR} \in \mathbb{N}$, and the output is $p_{\theta, k_{KR}}^{KR}$ with $p_{\theta, k_{KR}}^{KR}(u, v) = \theta_{uv}^{(k_{KR})}, \forall u, v \in \binom{V}{2}$ with $V = [2^{k_{KR}}]$, where $\theta^{(k_{KR})} \in [0, 1]^{2^{k_{KR}} \times 2^{k_{KR}}}$ is the k_{KR} -th Kronecker power of θ . In our experiments, we use *kronfit* (Leskovec et al., 2010) proposed by the original authors of KR.

Fitting. For fitting the parameters for our binding schemes, we use the Adam optimizer (Kingma & Ba, 2015) with learning rate $\eta = 0.001$ and $n_{ep} = 10,000$ epochs for training. In our experiments, we consistently use $R = 100,000$ rounds for both of our binding schemes. By default, the input edge probabilities p are provided and fixed as described above. By default, the objective is the expected number of triangles. More specifically, it is

$$\left(1 - \frac{\mathbb{E}_{f_{p;g,R}^X}[\Delta(G)]}{\Delta(G_{input})}\right)^2$$

where

$$\mathbb{E}_{f_{p;g,R}^X}[\Delta(G)] = \sum_{V' \in \binom{V}{3}} \Pr[E(G[V']) = \binom{V'}{2}]$$

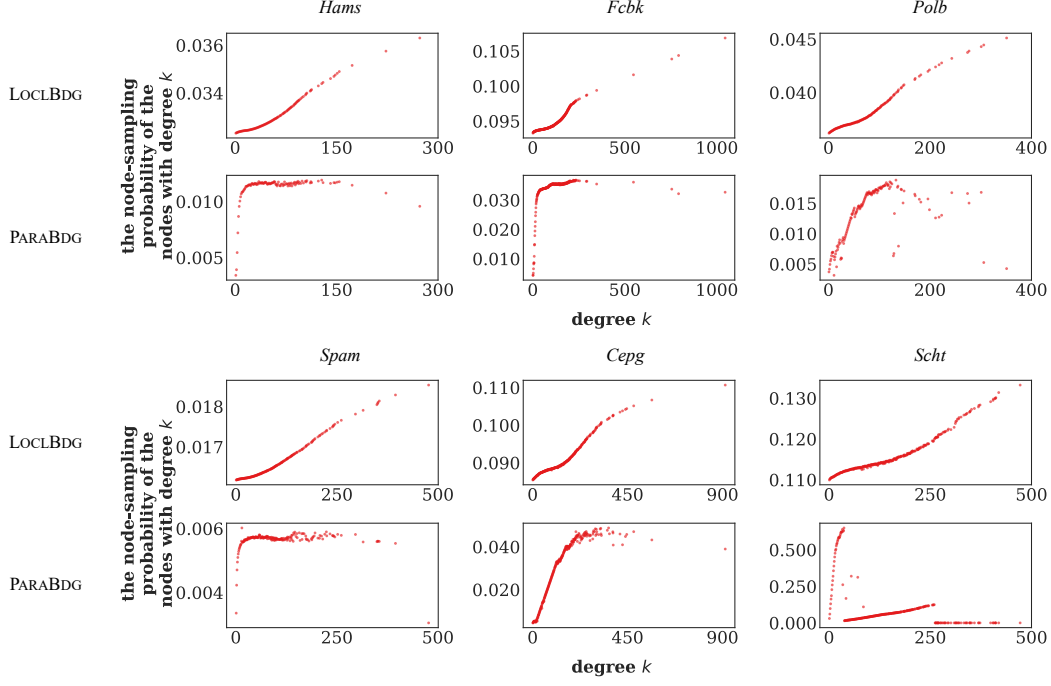


Figure 3: The relations between node degrees and node-sampling probabilities.

is the expected number of triangles in a generated graph with $X \in \{\text{LOCLBDG}, \text{PARABDG}\}$ indicating the binding scheme, and $\triangle(G_{\text{input}})$ is the ground-truth number of triangles in the input graph.

We observe that our fitting algorithms assign different node-sampling probabilities to different nodes, which implies that different nodes have different levels of importance in binding. In Figure 3, for the CL model and for each dataset, we show the relations between nodes’ degrees and their node-sampling probabilities in LOCLBDG and PARABDG. For LOCLBDG, we observe strong positive correlations between node degrees and node-sampling probabilities. For PARABDG, similar trends are observed, but the patterns are quite different. Also, we can observe that the node-sampling probabilities for PARABDG are overall lower than those for LOCLBDG, as mentioned in Section 6.4.

Hardware and software. All the experiments of fitting are run on a machine with two Intel Xeon® Silver 4210R (10 cores, 20 threads) processors, a 512GB RAM, and RTX A6000 (48GB) GPUs. A single GPU is used for each fitting process. The code for fitting is written in Python, using Pytorch (Paszke et al., 2019). All the experiments of graph generation are run on a machine with one Intel i9-10900K (10 cores, 20 threads) processor, a 64GB RAM. The code for generation is written in C++, compiled with G++ with O2 optimization and OpenMP (Dagum & Menon, 1998) parallelization.

F.2 P1: clustering

As mentioned in Section 6.2, the results in Table 1 are averaged on 100 random trials. In Table 6, we show the full the results of With binding, the variance is higher since the covariances between edges are higher with dependency. Notably, for graph generators, variability is desirable in many cases (Moreno et al., 2018; Stamm et al., 2023).

F.3 P2: degrees and distances

Definition F.2 (Paths and distance). Given a graph $G = (V, E)$, a sequences of nodes (v_1, v_2, \dots, v_t) consisting of t distinct nodes is a *path* between v_1 and v_t , if $(v_i, v_{i+1}) \in E, \forall i \in [t-1]$, and t is called the length of the path. Given two nodes $u, v \in V$, the *distance* between u and v is the length of the shortest path between u and v .

Definition F.3 (Connected components). Given a graph $G = (V, E)$, and two nodes $u, v \in V$, we say u and v are in the same *connected component*, if and only if there exists at least one path between u and v . This relation of “being in the same connected component” forms equivalent classes among

Table 6: The clustering metrics of graphs generated by different realization methods, with the standard deviations. The number of triangles (Δ) is normalized.

dataset		<i>Hams</i>			<i>Fcbk</i>			<i>Polb</i>		
metric		Δ	GCC	ALCC	Δ	GCC	ALCC	Δ	GCC	ALCC
model	GROUND T	1.000	0.229	0.540	1.000	0.519	0.606	1.000	0.226	0.320
ER	EDGEIND	0.013	0.008	0.008	0.009	0.011	0.011	0.034	0.022	0.022
	(std)	0.001	0.000	0.000	0.000	0.000	0.000	0.001	0.000	0.000
	LOCLBDG	0.997	0.321	0.236	1.010	0.448	0.223	0.955	0.336	0.247
	(std)	0.279	0.028	0.022	0.445	0.077	0.042	0.320	0.038	0.032
CL	PARABDG	0.988	0.385	0.640	1.002	0.574	0.815	1.025	0.412	0.659
	(std)	0.081	0.014	0.018	0.155	0.036	0.026	0.135	0.022	0.028
SB	EDGEIND	0.299	0.067	0.058	0.124	0.064	0.063	0.792	0.183	0.173
	(std)	0.010	0.002	0.002	0.002	0.001	0.001	0.017	0.002	0.005
	LOCLBDG	0.992	0.165	0.255	1.026	0.255	0.305	1.002	0.214	0.341
	(std)	0.353	0.030	0.026	1.033	0.095	0.050	0.132	0.008	0.021
KR	PARABDG	1.000	0.185	0.471	1.006	0.336	0.626	1.010	0.221	0.468
	(std)	0.144	0.013	0.013	0.261	0.035	0.018	0.068	0.003	0.009
SB	EDGEIND	0.263	0.080	0.038	0.153	0.145	0.080	0.478	0.145	0.164
	(std)	0.007	0.001	0.001	0.002	0.001	0.000	0.012	0.002	0.004
	LOCLBDG	1.039	0.219	0.240	0.934	0.429	0.331	0.994	0.237	0.355
	(std)	0.419	0.042	0.026	0.732	0.086	0.074	0.386	0.025	0.037
KR	PARABDG	0.993	0.241	0.521	1.035	0.529	0.557	1.010	0.183	0.251
	(std)	0.118	0.013	0.012	0.504	0.064	0.042	1.819	0.076	0.054
SB	EDGEIND	0.185	0.039	0.060	0.052	0.035	0.042	0.101	0.040	0.075
	(std)	0.006	0.001	0.002	0.001	0.000	0.001	0.003	0.001	0.003
	LOCLBDG	1.095	0.152	0.230	0.927	0.239	0.270	1.061	0.141	0.234
	(std)	0.580	0.047	0.028	1.090	0.117	0.048	2.234	0.106	0.054
KR	PARABDG	0.997	0.165	0.394	0.971	0.347	0.605	0.942	0.219	0.420
	(std)	0.210	0.021	0.016	0.395	0.055	0.017	0.601	0.075	0.035

dataset		<i>Spam</i>			<i>Cepg</i>			<i>Scht</i>		
metric		Δ	GCC	ALCC	Δ	GCC	ALCC	Δ	GCC	ALCC
model	GROUND T	1.000	0.145	0.286	1.000	0.321	0.447	1.000	0.377	0.350
ER	EDGEIND	0.005	0.003	0.003	0.037	0.033	0.033	0.027	0.029	0.029
	(std)	0.000	0.000	0.000	0.001	0.000	0.000	0.000	0.000	0.000
	LOCLBDG	0.993	0.336	0.234	1.016	0.397	0.258	1.012	0.420	0.251
	(std)	0.158	0.022	0.013	0.557	0.083	0.057	0.687	0.094	0.063
CL	PARABDG	0.993	0.401	0.663	0.968	0.508	0.750	0.991	0.559	0.794
	(std)	0.047	0.010	0.011	0.183	0.039	0.038	0.198	0.043	0.035
SB	EDGEIND	0.496	0.072	0.060	0.683	0.230	0.223	0.644	0.245	0.234
	(std)	0.010	0.001	0.002	0.008	0.001	0.004	0.006	0.001	0.003
	LOCLBDG	1.028	0.124	0.260	0.996	0.293	0.430	1.036	0.318	0.469
	(std)	0.214	0.016	0.019	0.241	0.018	0.033	0.367	0.028	0.042
KR	PARABDG	1.007	0.131	0.436	0.999	0.310	0.578	1.135	0.294	0.610
	(std)	0.074	0.006	0.011	0.107	0.004	0.010	1.290	0.079	0.033
SB	EDGEIND	0.528	0.094	0.036	0.662	0.258	0.200	0.644	0.272	0.128
	(std)	0.013	0.002	0.001	0.008	0.002	0.002	0.006	0.001	0.001
	LOCLBDG	0.985	0.152	0.223	0.986	0.323	0.415	1.034	0.354	0.386
	(std)	0.171	0.018	0.017	0.450	0.037	0.046	0.368	0.034	0.042
KR	PARABDG	0.994	0.158	0.356	1.047	0.333	0.363	0.975	0.340	0.437
	(std)	0.110	0.013	0.017	0.541	0.085	0.056	0.298	0.045	0.030
SB	EDGEIND	0.061	0.014	0.025	0.132	0.069	0.120	0.032	0.033	0.052
	(std)	0.002	0.000	0.001	0.002	0.001	0.002	0.001	0.000	0.001
	LOCLBDG	0.943	0.118	0.187	0.990	0.175	0.312	1.444	0.181	0.277
	(std)	0.759	0.055	0.028	2.112	0.098	0.077	3.610	0.132	0.079
KR	PARABDG	1.049	0.161	0.378	1.001	0.279	0.461	1.069	0.346	0.581
	(std)	0.319	0.032	0.017	0.757	0.098	0.044	1.165	0.152	0.035

the nodes, and each equivalent class is a connected component. A *largest connected component* is a connected component with the largest size (i.e., the number of nodes in it).¹²

¹²A graph may contain several equal-size largest connected components, but it rarely happens for real-world graphs.

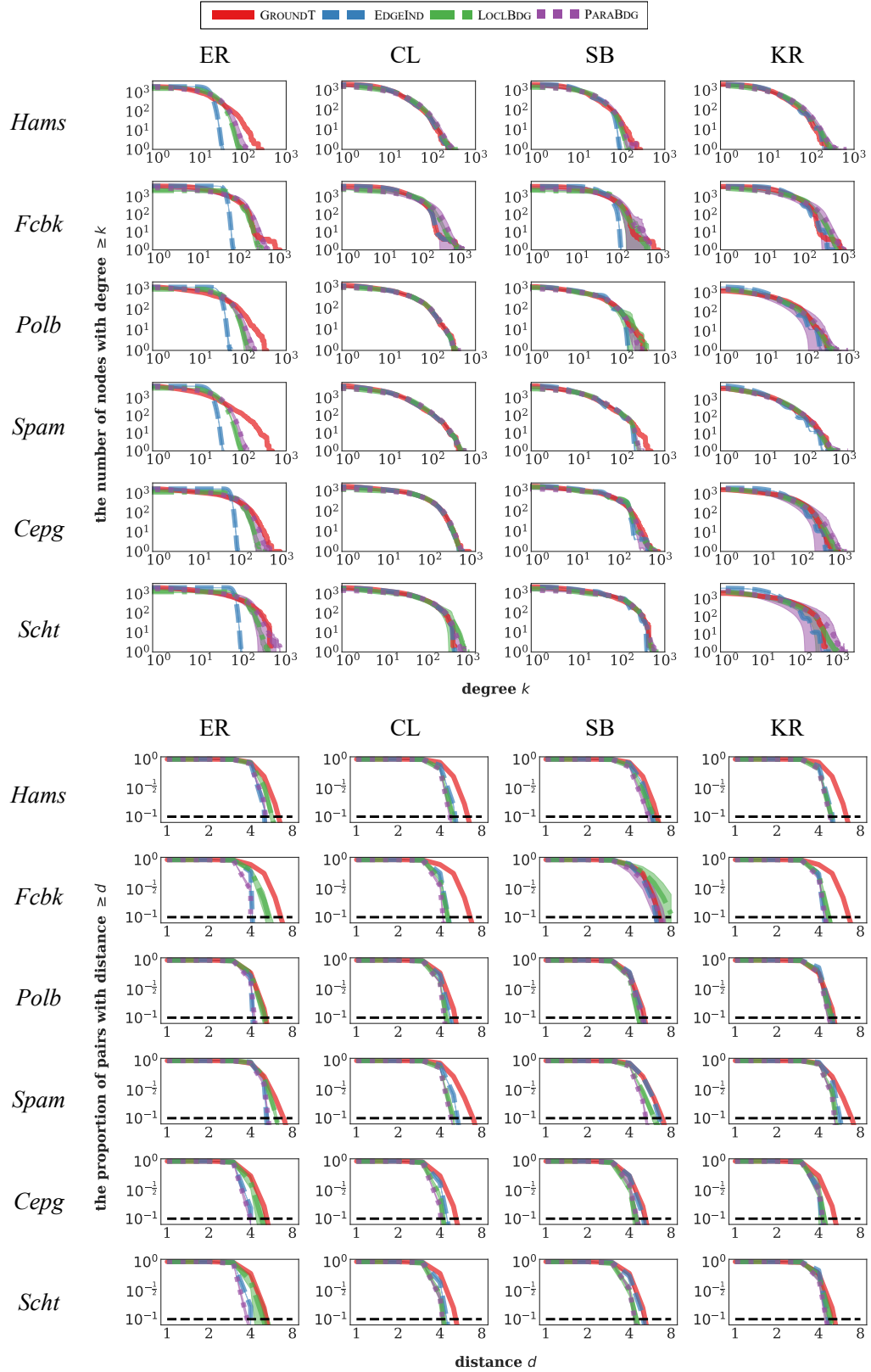


Figure 4: The degree (top) and distance (bottom) distributions of graphs generated by different realization methods. All the plots are in a log-log scale. Each shaded area represents one standard deviation.

Table 7: The numerical results regarding degrees and distances of graphs generated by different realization methods.

dataset		<i>Hams</i>				<i>Fcbk</i>				<i>Polb</i>			
metric		α	r	APL	d_{eff}	α	r	APL	d_{eff}	α	r	APL	d_{eff}
model	GROUND T	-1.432	-0.934	3.589	5.000	-1.180	-0.900	3.693	5.000	-1.069	-0.921	2.738	4.000
ER	EDGEIND	-0.058	-0.008	3.004	4.000	-0.046	-0.005	2.606	3.000	0.009	0.007	2.507	3.000
	LOCLBDG	-1.301	-0.850	3.254	4.060	-1.076	-0.869	2.892	3.950	-0.978	-0.828	2.703	3.570
	PARABDG	-0.958	-0.553	2.996	4.000	-2.338	-0.797	2.262	3.000	-1.136	-0.663	2.416	3.000
CL	EDGEIND	-1.414	-0.927	2.938	4.000	-1.185	-0.898	2.608	3.000	-1.055	-0.920	2.585	3.000
	LOCLBDG	-1.262	-0.935	2.772	3.390	-1.058	-0.917	2.493	3.000	-0.974	-0.906	2.414	3.000
	PARABDG	-1.282	-0.924	2.713	3.000	-0.980	-0.877	2.331	3.000	-0.968	-0.900	2.373	3.000
SB	EDGEIND	-1.211	-0.853	3.309	4.000	-0.600	-0.399	3.507	5.000	-0.967	-0.766	2.717	4.000
	LOCLBDG	-1.263	-0.905	3.193	4.420	-1.028	-0.823	4.276	6.480	-0.959	-0.884	2.525	3.020
	PARABDG	-1.209	-0.872	3.000	4.070	-0.409	-0.294	3.429	5.190	-0.954	-0.824	2.595	3.430
KR	EDGEIND	-1.359	-0.909	2.856	3.990	-1.185	-0.806	2.566	3.000	-1.332	-0.912	2.848	3.940
	LOCLBDG	-1.272	-0.937	2.764	3.320	-1.134	-0.924	2.613	3.090	-1.174	-0.924	2.715	3.300
	PARABDG	-1.301	-0.934	2.742	3.010	-1.104	-0.915	2.499	3.000	-1.164	-0.928	2.661	3.050

dataset		<i>Spam</i>				<i>Cepg</i>				<i>Scht</i>			
metric		α	r	APL	d_{eff}	α	r	APL	d_{eff}	α	r	APL	d_{eff}
model	GROUND T	-1.495	-0.947	3.794	5.000	-0.917	-0.907	2.711	4.000	-0.950	-0.860	2.772	4.000
ER	EDGEIND	-0.054	-0.008	3.384	4.000	-0.067	-0.009	2.119	3.000	-0.078	-0.011	2.135	3.000
	LOCLBDG	-1.551	-0.856	3.601	4.840	-0.843	-0.821	2.482	3.210	-0.848	-0.825	2.532	3.340
	PARABDG	-1.069	-0.541	3.312	4.000	-1.858	-0.765	2.033	2.490	-2.274	-0.800	1.981	2.000
CL	EDGEIND	-1.477	-0.943	3.119	4.000	-0.918	-0.897	2.415	3.000	-0.964	-0.905	2.430	3.000
	LOCLBDG	-1.364	-0.944	2.850	3.440	-0.789	-0.866	2.195	3.000	-0.802	-0.875	2.215	3.000
	PARABDG	-1.389	-0.940	2.811	3.000	-0.715	-0.809	2.096	3.000	-0.779	-0.825	2.201	3.000
SB	EDGEIND	-1.448	-0.893	3.729	5.000	-0.715	-0.644	2.650	4.000	-0.790	-0.749	2.661	4.000
	LOCLBDG	-1.441	-0.938	3.274	4.550	-0.718	-0.803	2.318	3.030	-0.713	-0.814	2.289	3.000
	PARABDG	-1.445	-0.931	3.021	4.000	-0.713	-0.661	2.397	3.000	-0.756	-0.793	2.307	3.000
KR	EDGEIND	-1.602	-0.929	3.466	4.000	-0.976	-0.807	2.303	3.000	-1.338	-0.882	2.747	3.000
	LOCLBDG	-1.457	-0.951	3.177	4.000	-1.010	-0.909	2.343	3.000	-1.100	-0.912	2.649	3.300
	PARABDG	-1.498	-0.953	3.126	4.000	-0.978	-0.904	2.313	3.000	-1.023	-0.891	2.522	3.000

Table 8: The time (in seconds) for graph generation with different realization methods.

dataset		<i>Hams</i>	<i>Fcbk</i>	<i>Polb</i>	<i>Spam</i>	<i>Cepg</i>	<i>Scht</i>
ER	EDGEIND	<0.05	<0.05	<0.05	<0.05	<0.05	<0.05
	LOCLBDG	3.2	7.9	2.2	7.7	3.7	4.9
	PARABDG	<0.05	<0.05	<0.05	0.1	<0.05	<0.05
	PARABDG-S	0.2	0.1	<0.05	0.8	<0.05	<0.05
CL	EDGEIND	<0.05	<0.05	<0.05	<0.05	<0.05	<0.05
	LOCLBDG	4.0	48.2	2.4	9.3	6.3	11.5
	PARABDG	0.3	1.1	0.2	0.7	0.3	1.5
	PARABDG-S	3.0	9.4	1.8	6.8	2.6	13.9
SB	EDGEIND	0.1	0.1	0.1	0.1	0.1	0.1
	LOCLBDG	4.0	177.6	4.0	8.9	10.3	10.6
	PARABDG	0.3	6.2	0.9	0.7	1.0	0.7
	PARABDG-S	3.1	33.7	8.6	7.2	9.8	6.6
KR	EDGEIND	0.1	0.1	<0.05	0.1	<0.05	0.1
	LOCLBDG	4.7	49.0	16.6	28.5	81.0	200.1
	PARABDG	0.3	1.7	0.5	1.6	0.9	6.8
	PARABDG-S	3.2	12.6	5.2	14.2	10.5	31.3

In Figure 4, for each dataset (each column) and each model (each row), we compare the degree distributions and distance distributions in the ground-truth graph and the graphs generated with each realization method, supplementing Figure 1.

In Table 7, we provide the detailed numerical results w.r.t. degrees and distances. Specifically, for each dataset, each mode, and each realization method, we report the following statistics:

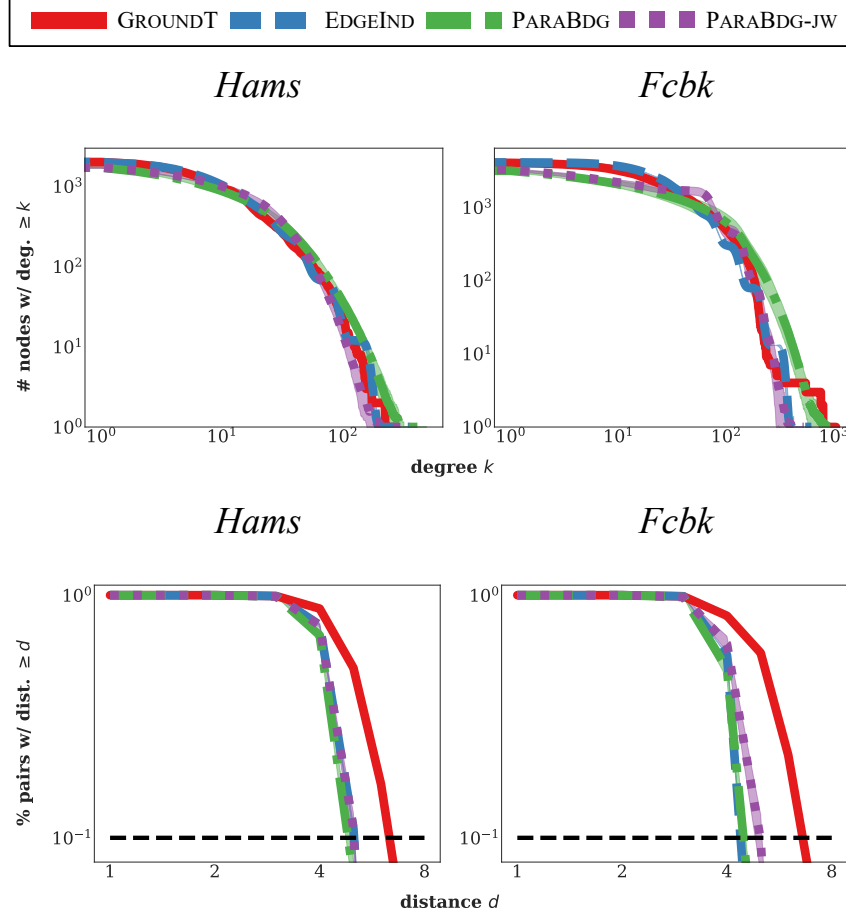


Figure 5: The degree (top) and distance (bottom) distributions of graphs generated by different realization methods. Each shaded area represents one standard deviation.

- the results of the linear regression of node degrees k and the number of nodes with each degree k on a log-log scale: the fit slope (the exponent α in the corresponding power-law fitting) and the r value (the strength of a power law)
- the average path length (APL) and the 90%-effective diameter (d_{eff}) in the largest connected component¹³

F.4 Graph generation speed

In Table 8, for each dataset and each model, we report the running time of graph generation (averaged on 100 random trials) using EDGEIND, LOCLBDG, PARABDG, and serialized PARABDG without parallelization (PARABDG-S). The algorithmic details of EDGEIND for each model are as follows:

- We try to find an optimized and fast algorithm for each model in C++
- For ER, we use the Boost Graph Library (Siek et al., 2001)
- For CL, we use NetworkKit (Staudt et al., 2016)
- For SB, we use online code in a GitHub repo¹⁴
- For KR, we use krongen in SNAP (Leskovec & Sosič, 2016)

¹³The average path length is the average distance of the pairs in the largest connected component, and the 90%-effective diameter is the minimum distance d such that at least 90% of the pairs in the largest connected component have distances at most d .

¹⁴<https://github.com/ntamas/blockmodel>

Table 9: Additional empirical evaluation on BTER and TCL.

dataset	<i>Hams</i>				<i>Fcbk</i>				<i>Polb</i>			
metric	T	GCC	ALCC	overlap	T	GCC	ALCC	overlap	T	GCC	ALCC	overlap
GROUND _T	1.000	0.229	0.540	N/A	1.000	0.519	0.606	N/A	1.000	0.226	0.320	N/A
EDGEIND-CL	0.299	0.067	0.058	0.059	0.124	0.064	0.063	0.063	0.792	0.183	0.173	0.182
LOCLBDG-CL	0.992	0.165	0.255	0.058	1.026	0.255	0.305	0.063	1.002	0.214	0.341	0.181
PARABDG-CL	1.000	0.185	0.471	0.059	1.006	0.336	0.626	0.062	1.010	0.221	0.468	0.181
BTER	0.991	0.290	0.558	0.538	0.880	0.525	0.605	0.680	1.028	0.342	0.375	0.501
TCL	0.280	0.075	0.126	0.223	0.223	0.117	0.094	0.192	0.490	0.138	0.160	0.411

dataset	<i>Spam</i>				<i>Cepg</i>				<i>Scht</i>			
metric	T	GCC	ALCC	overlap	T	GCC	ALCC	overlap	T	GCC	ALCC	overlap
GROUND _T	1.000	0.145	0.286	N/A	1.000	0.321	0.447	N/A	1.000	0.377	0.350	N/A
EDGEIND-CL	0.496	0.072	0.060	0.067	0.683	0.230	0.223	0.232	0.644	0.245	0.234	0.243
LOCLBDG-CL	1.028	0.124	0.260	0.067	0.996	0.293	0.430	0.231	1.036	0.318	0.469	0.241
PARABDG-CL	1.007	0.131	0.436	0.067	0.999	0.310	0.578	0.231	1.135	0.294	0.610	0.237
BTER	1.003	0.194	0.325	0.402	0.991	0.484	0.504	0.631	0.658	0.397	0.383	0.544
TCL	0.201	0.044	0.087	0.223	0.356	0.166	0.165	0.362	0.218	0.130	0.146	0.312

Consistent with our observation in Section 6.4, EDGEIND is fastest with the simplest algorithmic nature, and between the two binding schemes, PARABDG is noticeably faster than LOCLBDG, and is even faster with parallelization.

F.5 Joint optimization

As shown in Section 6.5, in some “difficult” cases where PARABDG well preserves the number of triangles but not the number of wedges, with joint optimization, PARABDG-JW does better, well preserving both the number of triangles and the number of wedges. In Figure 5, for both *Hams* and *Fcbk*, we compare the degree and distance distributions in the ground-truth graph and in the graphs generated by EDGEIND, PARABDG, and PARABDG-JW. With joint optimization, both degree and distance distributions do not change much (compare PARABDG and PARABDG-JW in Figure 5).

F.6 On high-overlap EIGMs and more

As discussed in Section 3.1, there exist methods that shift edge probabilities by various mechanisms, while they are still essentially EIGMs. Hence, by Theorem 3.3, they inevitably trade-off between variability and the ability to generate high-clustering graphs. Such methods include Binning Chung Lu (BCL) proposed by Musmann et al. (2015) that uses accept-reject and Block Two-level Erdos-Renyi (BTER) proposed by Kolda et al. (2014) that uses a mixture of different EIGMs (specifically, Erdos-Renyi and Chung-Lu). Also, as discussed in Section 3.2, there are also existing methods that use additional mechanisms to improve upon existing EIGMs. For example, Pfeiffer et al. (2012) proposed Transitive Chung that uses an additional mechanism to directly insert triangles on top of the original edge-independent Chung-Lu.

Differences. In this work, we aim to improve upon EIGMs by further exploring models without assuming edge independency. A key point is to preserve individual edge probabilities and thus have high tractability, but the existing methods usually use mixed models and thus change the underlying edge probabilities. The consequence is that they either have less tractability or less variability (i.e., high overlap; see Theorems 3.2 and 4.7).

- TCL uses an additional mechanism to directly form triangles and is thus less tractable;
- BTER forms many small dense communities and has very high overlap.

As shown in Proposition 4.7, EPGMs have the same overlap as the corresponding EIGM, i.e., the variability is perfectly maintained even though we introduce edge dependency.

Below, we compare the performance of (1) the original edge-independent Chung-Lu, (2) Chung-Lu with local binding, (3) Chung-Lu with parallel binding, (4) TCL, and (5) BTER.

Evaluation. In addition to the clustering-related metrics (the number of triangles, global clustering coefficient, and the average local clustering coefficient) we used in our main experiments, we further compare the “overlap” (see Definition 3.1) of the generated graphs. Roughly, the overlap of a random

Table 10: The ρ values (i.e., the probability of taking the triangle-forming step) used by TCL for each dataset.

dataset	<i>Hams</i>	<i>Fcbk</i>	<i>Polb</i>	<i>Spam</i>	<i>Cepg</i>	<i>Scht</i>
TCL ρ	0.877	0.986	0.035	0.652	0.263	0.411

graph model is the expected proportion of overlapping edges between two randomly generated graphs (i.e., the edges that exist in both randomly generated graphs). Higher overlap values imply lower variability; when overlap approaches 1, the generated graphs are almost identical.

Implementation.

- For TCL, we use online Python code;¹⁵
- For BTER, we use the official MATLAB implementation.¹⁶

Results. In Table 9, we show the detailed results. Overall, we have the following observations.

- For some datasets (e.g., *facebook*), TCL almost-always (i.e., $\rho \approx 1$) uses the mechanism that directly forms triangles. Even so, TCL often fails to well preserve the clustering-related metrics in real-world graphs.
 - TCL mixes two types of steps: (1) original Chung-Lu with probability $(1 - \rho)$ and (2) a triangle-forming step with probability ρ .
 - See Table 10 for the ρ values used by TCL for each dataset.
- As expected, although BTER generates graphs with high clustering as intended, it has very high overlap, which implies that it well reproduces high-clustering graphs by largely duplicating the input graphs.
- Our methods with binding schemes have the same overlap as the corresponding EIGM, while well preserving clustering-related metrics in real-world graphs.

¹⁵<https://github.com/pdsteele/socialNetworksProject/blob/master/proj-TransChungLu.py>

¹⁶<https://www.mathsci.ai/feastpack>