

---

# Enhancing Feature Diversity Boosts Channel-Adaptive Vision Transformers

---

**Chau Pham**  
 Boston University  
 Boston, MA  
 chaupham@bu.edu

**Bryan A. Plummer**  
 Boston University  
 Boston, MA  
 bplum@bu.edu

## Abstract

Multi-Channel Imaging (MCI) contains an array of challenges for encoding useful feature representations not present in traditional images. For example, images from two different satellites may both contain RGB channels, but the remaining channels can be different for each imaging source. Thus, MCI models must support a variety of channel configurations at test time. Recent work has extended traditional visual encoders for MCI, such as Vision Transformers (ViT), by supplementing pixel information with an encoding representing the channel configuration. However, these methods treat each channel equally, *i.e.*, they do not consider the unique properties of each channel type, which can result in needless and potentially harmful redundancies in the learned features. For example, if RGB channels are always present, the other channels can focus on extracting information that cannot be captured by the RGB channels. To this end, we propose DiChaViT, which aims to enhance the diversity in the learned features of MCI-ViT models. This is achieved through a novel channel sampling strategy that encourages the selection of more distinct channel sets for training. Additionally, we employ regularization and initialization techniques to increase the likelihood that new information is learned from each channel. Many of our improvements are architecture agnostic and could be incorporated into new architectures as they are developed. Experiments on both satellite and cell microscopy datasets, CHAMMI, JUMP-CP, and So2Sat, report DiChaViT yields a 1.5 – 5.0% gain over the state-of-the-art.

## 1 Introduction

Most visual encoders assume they are provided with a fixed-channel representation as input (*e.g.*, they take RGB inputs as input at train and test time) [1–10]. However, many applications find a variety of imaging techniques beyond just the traditional RGB channels beneficial. For example, satellite images or sensors onboard a robot often contain an infrared camera in addition to traditional RGB, and microscopes can also host a significant range of potential imaging channels [11–17]. Thus, Multi-Channel Imaging (MCI) models aim to learn good feature representations from datasets with heterogeneous channels, where the number and type of channels can vary for each input at test time. Training a model that is robust to changes in channel configurations can save time and resources as only a single model needs to be learned, while also helping to prevent overfitting in small datasets through transfer learning [14]. Prior work made MCI methods more robust to missing channels by randomly masking them out during training [18]. As shown in Fig. 1(a) left and (b) top, this results in redundancies being learned across channels during training rather than encoding new information. In effect, by focusing on learning what to do when a channel is missing, the model becomes less able to learn unique and/or more challenging cues within each channel.

To address this limitation, we propose **Diverse Channel Vision Transformer (DiChaViT)** that aims to better balance the robustness in different MCI configurations, which may cause redundancy, with a

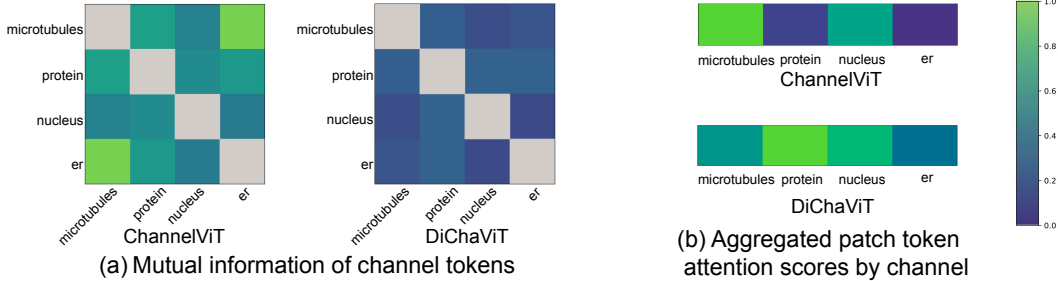


Figure 1: **Mutual information and attention scores of HPA channels (CHAMMI [14]) after training.** (a) The channel tokens in ChannelViT have high mutual information, suggesting there may be some redundancy [34, 35]. In contrast, DiChaViT shows lower mutual information between channels, encouraging each channel token to learn different features. Note we normalize the values and gray out the diagonal for better visualization. (b) We compute attention scores of the [CLS] token to the patch tokens in the penultimate layers and aggregate them by channel. ChannelViT (top) relies on certain channels (*e.g.*, *microtubules* and *nucleus*) to make predictions and less on other channels (*e.g.*, *protein* and *er*). In contrast, DiChaViT demonstrates more evenly distributed attention scores across channels, suggesting that each channel contributes more to the model’s predictions.

need to learning diverse and informative features. First, we include a Channel Diversification Loss (CDL), a regularization term that encourages a special channel token, which represents the presence of a channel in the input data, to be distinct from the other channel tokens. As shown in Fig. 1(a) right, this reduces repeated information across our model’s channels. However, this can still result in similar features being encoded for each image patch. Thus, our Token Diversification Loss (TDL) aims to directly diversify the features learned for each patch token as shown in the bottom of Fig. 1(b) by encouraging that each patch token is orthogonal to the others. Finally, rather than a uniform random channel masking strategy as used in prior work [18, 19], we introduce Diverse Channel Sampling (DCS), in which we select channels based on their dissimilarity, further promoting feature diversity. We observe that promoting a more diverse representation enables each channel to contribute more to the final prediction, leading to a performance boost of up to 5.0% in downstream MCI tasks. Fig. 2 provides an overview of our approach.

The work that is closest in spirit to ours are methods that are designed to learn disentangled representations [20–27], *e.g.*, learning features aligned to a given set of attributes [28–30]. These methods have shown a trade-off between the strength of the disentanglement and the downstream tasks performance [31–33]. This is due, in part, to the fact that many attributes these methods aim to disentangle are correlated with each other, making it challenging to know what features relate individually to each attribute. However, MCI’s challenge is different in that we focus not only on disentangling features across channels. Instead, we aim to capture redundancies that are required to be robust to missing channels without ignoring the features that may only arise in a subset (or even a single) channel. In other words, in MCI some redundancy is desirable across channels even if we could learn perfectly disentangled representations. In addition, many methods in disentangled representation learning assume the attributes to separate are labeled, but there are no labeled attributes in MCI. Instead, DiChaViT must automatically decide what to capture in multiple channels while still learning important channel-specific information.

We summarize our contributions below:

- We propose DiChaViT as a solution to enhance feature diversity and robustness in MCI-ViT, boosting classification accuracy by 1.5 – 5.0% over the state-of-the-art on three diverse MCI datasets: CHAMMI [14], JUMP-CP [12], and So2Sat [17].
- We introduce a new channel sampling strategy to encourage the selection of more distinct channel sets during training, thereby enhancing feature diversity in MCI models.
- We introduce regularization and initialization techniques that better balance robustness to different configurations in MCI and facilitate learning diverse and informative features.

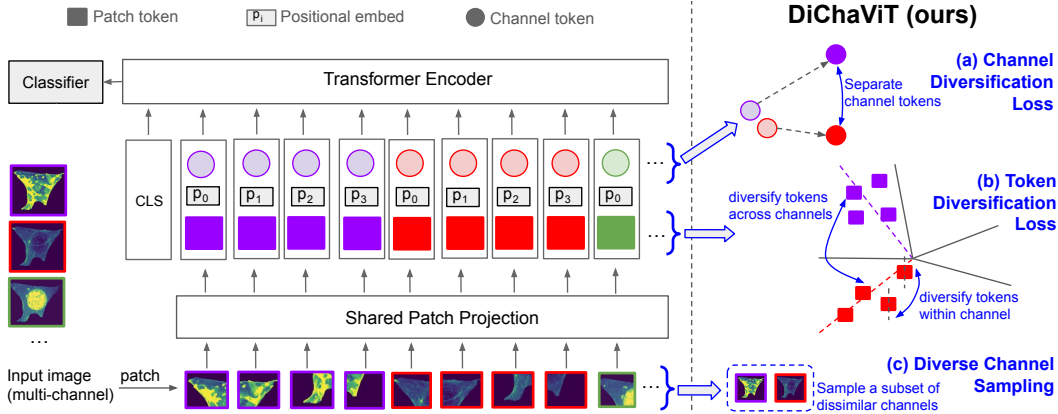


Figure 2: **An overview of DiChaViT.** We introduce two regularization methods on the features and a channel sampling strategy to promote diversity in feature representations. We apply (a) Channel Diversification Loss (CDL) (Sec. 3.1) for channel tokens (●), and (b) Token Diversification Loss (TDL) (Sec. 3.2) on the patch tokens (■). Additionally, we (c) sample a subset of dissimilar channels using Diverse Channel Sampling (DCS) (Sec. 3.3).

## 2 Related Work

**Convolutional-based models for multi-channel imaging.** Researchers have been developing convolutional-based models to keep pace with the evolving landscape of multi-channel imaging data. Bhattacharyya *et al.* introduced IRFacExNet, which utilizes depth-wise convolutions to merge channel-wise features from infrared thermal images [36]. Jiang *et al.* introduced a double-channel CNN that takes into account the correlation between input channels in aerial images [37]. This approach employs a separate sub-network for each group of channels and then performs feature fusion to aggregate features across channels. Siegismund *et al.* presented DCMIX to work with images with many channels based on imaging blending concepts [38]. While these methods can be used for MCI, they are not designed to work on varying input channels. In a recent study, Chen *et al.* [14] introduced and adapted channel-adaptive models, such as Depthwise, TemplateMixing [39–41], and HyperNet [42], which can handle images with varying input channels. These models incorporate adaptive interfaces in their first layers, followed by a shared ConvNeXt backbone [8]. Specifically, the first layer of the ConvNeXt is replaced with a channel-agnostic adapter, while all other layers remain the same. While these methods provide a strong baseline, they find settings where some channels are missing during inference challenging. In our work, we aim to improve MCI model robustness by improving the diversity of learned features.

**Vision Transformers for multi-channel imaging.** Vision transformers (ViT) [43] have natural advantages when dealing with multiple channels, especially when the number of channels varies. ViTs treat image modeling as sequence-to-sequence problems, allowing them to be flexible in handling different numbers of image tokens. Nguyen *et al.* introduced *variable tokenization* and *variable aggregation*, in which they divided each input channel independently into patches and then aggregated the patch features across channels using learnable queries [44]. Tarasiou *et al.* proposed TSViT, which incorporates a tokenization scheme and temporal position encodings to process Satellite Image Time Series [45]. In a relevant work, Zhou *et al.* introduced FAN, a channel reweighting design aimed at adjusting channel features based on the observation that some channels capture more significant information than others [46]. In the medical domain, Hatamizadeh *et al.* proposed UNETR that utilized a transformer encoder followed by a skip-connected decoder for 3-D medical image segmentation [47]. Recently, Bao *et al.* proposed ChannelViT that processes each input channel independently via a shared linear projection and incorporates a learnable channel embedding for preserving channel-specific features [18]. In addition, the authors proposed Hierarchical Channel Sampling (HCS), a regularization technique applied to the input channels to boost robustness and reduce training time. ChannelViT outperforms standard ViTs in classification tasks and demonstrates its generalization ability when only a subset of the trained channels is available during inference. In a similar work, Bourriez *et al.* introduced ChAda-ViT, a channel adaptive attention technique for handling heterogeneous microscope images [15]. However, these methods do not adequately model

the unique properties of each channel type, resulting in harmful redundancies, whereas we boost the diversity of features across channels to enhance the robustness of MCI-ViT models.

### 3 Encouraging Diverse Representations in multi-channel ViTs

Given a multi-channel image (MCI)  $X$  containing channels  $c_i \in C_X$ , our goal is to train a model  $M$  that takes our input image  $X$  as input to make its predictions. Following [15, 18], we consider the MCI setting where  $M$  has seen all the channels we expect to see during inference, *i.e.*,  $C_X \subseteq C_M$ , and leave the exploration of supporting novel channels during inference to future work. Since we do not know what  $C_X$  we may see during inference, prior work has focused primarily on exploring methods that are robust to different choices of  $C_X$  by encouraging  $M$  to redundancies across channels (*e.g.*, [14, 15, 18]). Specifically, they begin with a base ViT encoder [48] that uses each channel-specific image patch  $p_i$  as input. Each image patch is passed through a shared patch projection layer and concatenated with its corresponding channel token  $c_i$ . Hierarchical Channel Sampling (HCS) encourages robustness to missing channels by randomly masking some channels during training to ensure key information can be captured in multiple channels [18]. However, as noted in the Introduction, this can be harmful when  $M$  does not balance this repetitive feature learning to also capture distinctive channel-specific information.

As demonstrated in Fig. 1, we address this in DiChaViT by enhancing diversity in our model’s learned representations. First, we use a Channel Diversification Loss (CDL) to learn diverse representations to help prevent feature collapse in the channel tokens (Sec. 3.1). Second, our Token Diversification Loss (TDL) encourages patch tokens to also learn distinct features (Sec. 3.2). Finally, Diverse Channel Sampling (DCS) enhances DiChaViT’s ability to learn new features during training (Sec. 3.3). These components enable our approach to have a better balance between repetitive and channel-specific feature learning (overview in Fig. 2).

#### 3.1 Enhancing channel token separation

Recall that in Fig. 1(a), learned channel tokens  $c_i$  show high mutual information, indicating that these tokens are not well-separated. Following [41, 49–51], we partly mitigate this issue by replacing the random initialization of  $c_i$  used by prior work [15, 18] with an orthogonal initialization. To further encourage the diversity in the features, we introduce Channel Diversification Loss (CDL) for increased separation between the channel tokens (Fig. 2(a)). The main idea, inspired by ProxyNCA++ loss [52], is to use a learnable vector (*i.e.*, *channel anchor*) to represent each channel in the input image. During training, we compute the distance between the channel tokens to these anchors. Our objective is to pull channel features toward their corresponding anchors while pushing them away from all other anchors. The anchors prevent channel tokens from collapsing while still allowing for flexibility in learning useful representations.

We start by initializing the channel tokens orthogonally and then applying CDL on these, *i.e.*,

$$\mathcal{L}_{\text{CDL}} = -\log \left( \frac{\exp \left( -d \left( \frac{c_i}{\|c_i\|_2}, \frac{f(c_i)}{\|f(c_i)\|_2} \right) * \frac{1}{t} \right)}{\sum_{f(a) \in A} \exp \left( -d \left( \frac{c_i}{\|c_i\|_2}, \frac{f(a)}{\|f(a)\|_2} \right) * \frac{1}{t} \right)} \right), \quad (1)$$

where  $f(c_i)$  is a function that returns a corresponding channel anchor for channel  $c_i$ , and  $d(c_i, f(\cdot))$  is the squared Euclidean distance between channel token  $c_i$  and an anchor. We denote  $A$  as the set of all channel anchor,  $t$  as the temperature, and  $\|\cdot\|_2$  as the  $L_2$ -Norm. In Eq. 1, the numerator calculates the distance of a channel token to its anchor, while the denominator computes all these distance pairs of the channel token to all the channel anchors. When the temperature value  $t$  is set to 1, we get a standard Softmax function. Lowering the temperature can lead to a more focused and sharp probability distribution, but we found that the results are not very sensitive to the value of  $t$ . Thus, we simply use a fixed temperature  $t$  of 0.07.

#### 3.2 Enhancing feature diversity for patch tokens

MCI-ViT models (*e.g.*, ChannelViT, ChAda-ViT) use a shared linear projection to extract features independently from each input channel in the image. This approach has been shown to improve performance and robustness compared to using a separate projection for each channel [18, 15].

With the shared projection, only the common features across channels are retained, while other channel-specific information is filtered out, which helps to reduce overfitting. However, this design could lead also to similar representations being encoded for all the patch tokens. This is not ideal because each patch may contain unique information that could be ignored. To address this issue, we propose Token Diversification Loss (TDL), a regularization applied to the patch token features to enhance the diversity of features learned by each patch in the input image. Fig. 2(b) provides an overview of TDL. Specifically, we enforce an orthogonality constraint on the tokens to ensure that each token is orthogonal to the others. Additionally, we take into account the token type information to differentiate between tokens from the same channels and across channels. The main idea is to make features from different channels more distinct while allowing for a certain level of similarity among features within the same channel.

Let  $\mathbf{p}_i$  be the input patch at position  $i$ , and  $\mathbf{W}_{\text{proj}}$  be the shared linear projection at the first layer. We denote  $\mathbf{t}_i = \mathbf{W}_{\text{proj}} \cdot \mathbf{p}_i$  be the patch feature token of  $\mathbf{p}_i$ ,  $T = \{\mathbf{t}_i\}_{i=1,2,\dots}$  is a set containing all patch feature tokens in the input image, and  $f(\mathbf{t}_i)$  is a function that returns the corresponding channel for input patch  $\mathbf{p}_i$ . We devise a unified loss function for each input image as follows.

$$\mathcal{L}_s = \frac{1}{N_s} \sum_{\mathbf{t}_i, \mathbf{t}_j \in T; f(\mathbf{t}_i) = f(\mathbf{t}_j)} \langle \mathbf{t}_i, \mathbf{t}_j \rangle \quad (2)$$

$$\mathcal{L}_d = \frac{1}{N_d} \sum_{\mathbf{t}_i, \mathbf{t}_k \in T; f(\mathbf{t}_i) \neq f(\mathbf{t}_k)} \langle \mathbf{t}_i, \mathbf{t}_k \rangle \quad (3)$$

$$\mathcal{L}_{\text{TDL}} = \lambda_s \cdot |\mathcal{L}_s| + \lambda_d \cdot |\mathcal{L}_d| \quad (4)$$

where  $\langle \cdot, \cdot \rangle$  represents the cosine similarity,  $|\cdot|$  denotes an absolute value, and  $N_s, N_d$  are the numbers of patch token pairs in the two equations respectively. Eq. 2 calculates the average cosine similarity of all feature token pairs in the same channels, while Eq. 3 calculates the average of all feature token pairs from different channels. The two losses are combined with weights  $\lambda_s$  and  $\lambda_d$  to balance the constraint of tokens belonging to the same channels (first term) and tokens belonging to different channels (second term), to form the final loss  $\mathcal{L}_{\text{TDL}}$  in Eq. 4. Our goal is to encourage each patch token to be orthogonal to each other to promote the diversity of patch tokens.

### 3.3 Diverse Channel Sampling (DCS)

Bao *et al.* introduced HCS to reduce the training time and improve the robustness of the model [18]. The main concept is to randomly drop some input channels and train the model only on the remaining channels. In the same spirit, we propose a novel method, Diverse Channel Sampling (DCS), to sample a more diverse subset of channels during training (Fig. 2(c)). Similar to HCS, we start by randomly sampling a number  $n$ , which is the size of a subset of channels to train on. However, while HCS samples  $n$  channels randomly, DCS first samples an anchor channel  $c_n$ . Then, we select other  $n - 1$  channels that are dissimilar to the anchor channel. This idea shares similarity with Channel DropBlock [53], where a set of similar channels in a CNN layer is masked out to disrupt co-adapted features. However, instead of keeping a fixed number of feature map channels as in Channel DropBlock, DCS selects a flexible number of input channels for each sampling. The procedure of DCS is outlined in Algorithm 1.

In practice, Algorithm 1 can be applied to a batch of images for faster sampling. We use channel tokens to represent the channel feature  $f$ . The temperature  $t$  controls the sharpness of the probability distribution. With a large  $t$ , DCS reduces to HCS, while with a small  $t$ , DCS selects a random subset of channels that are the least similar to the anchor channel.

### 3.4 Training Objective

The final loss is the combination of the main loss that is specific to the task (*e.g.*, cross-entropy for classification), Channel Diversification Loss (CDL) applied to channel tokens, and Token Diversification Loss (TDL) used on patch tokens:

$$\mathcal{L}_{\text{final}} = \mathcal{L}_{\text{task}} + \lambda_{\text{CDL}} \cdot \mathcal{L}_{\text{CDL}} + \mathcal{L}_{\text{TDL}} \quad (5)$$

where  $\lambda_{\text{CDL}}$  is a weight to balance CDL. Note that TDL is balanced by  $\lambda_s$  and  $\lambda_d$  in Eq. 4.

---

**Algorithm 1:** Diverse Channel Sampling (DCS)

---

**Input** : Image  $X$  with  $m$  channels  $c_1, \dots, c_m$   
Channel feature  $f_i$  for each input channel  $c_i$   
Temperature  $t$

- 1 Sample a random variable  $n$  uniformly from the set  $\{1, 2, \dots, m\}$
  - 2 Sample an anchor channel  $c_n$  uniformly from all  $m$  channels
  - 3 Compute the cosine similarity between channel  $c_n$  and the other  $m - 1$  channels:  
 $\mathbf{s} = [\langle f_n, f_i \rangle, \dots], \forall i \neq n$
  - 4 Convert  $1 - \mathbf{s}$  to probability using softmax with temperature  $t$ :  $\mathbf{p} = \text{softmax}((1 - \mathbf{s})/t)$
  - 5 Sample  $n - 1$  distinct channels from  $m - 1$  channels with probability  $\mathbf{p}$
  - 6 Combine the  $n - 1$  channels with channel  $c_n$  to create a set of  $n$  sampled channels.
- Output** : Image  $X$  with only  $n$  sampled channels
- 

## 4 Experiments

### 4.1 Experimental Setup

**Baseline methods.** We adopt the following baseline methods.

- **DepthwiseViT** [14] uses a depthwise convolution layer, where each channel is filtered separately. The responses are averaged to create a feature representation, which is then fed into a ViT backbone.
- **TemplateMixingViT** [39, 40] generates weights for each channel by learning a linear combination of shared, learnable parameter templates. These weights are formed into a patch project layer, followed by a ViT backbone.
- **HyperNetViT** [42] utilizes a Neural Network (*e.g.*, MLP) to generate weights for each channel independently and then concatenate them to form a patch project layer, followed by a ViT backbone.
- **ChAda-ViT** [15] uses a shared project layer to extract features from each channel separately, then feeds these tokens, together with their corresponding positional embeddings and channel embeddings, into a ViT backbone.
- **ChannelViT** [18] is the same general architecture as ChAda-ViT, but also employs Hierarchical Channel Sampling (HCS) during training.

**Implementation details.** As HCS proves robust in multi-channel imaging [18], we incorporate this technique for DepthwiseViT, TemplateMixingViT, and HyperNetViT to ensure a fair comparison in these adaptive baselines used by Chen *et al.* [14]<sup>1</sup>. For ChannelViT and ChAda-ViT, due to their similarity (primarily a difference in whether HCS is included), we use the implementation from [18] for both methods<sup>2</sup>. All baselines utilize a ViT small architecture (21M parameters) implemented in DINOv2 [54] as the backbone<sup>3</sup>. We use the AdamW optimizer [55] to train the models, minimizing cross-entropy loss on JUMP-CP and So2Sat, and proxy loss on CHAMMI. For the learning rate, we use a scheduler with linear warmup and cosine decay. Refer to Appendix Sec. A for details.

**Metrics.** We evaluated the methods by calculating their top-1 classification accuracy on the So2Sat [17] and JUMP-CP [12] datasets. For CHAMMI [14], we used the evaluation code<sup>4</sup> provided by the authors, in which a 1-Nearest Neighbour classifier is used to predict the macro-average F1-score for each task separately. We report the average score on WTC and HPA, and present the detailed results in Tab. 6 of the Appendix.

### 4.2 Datasets

**CHAMMI [14]** consists of varying-channel images from three sources: WTC-11 hiPSC dataset (WTC-11, three channels), Human Protein Atlas (HPA, four channels), and Cell Painting datasets (CP, five channels). The three sub-datasets contain a total of 220K microscopy images, of which 100K images are for training and the rest for testing across various tasks. The models are trained to learn feature representation and then evaluated on domain generalization tasks.

---

<sup>1</sup>[https://github.com/chaudatascience/channel\\_adaptive\\_models](https://github.com/chaudatascience/channel_adaptive_models)

<sup>2</sup><https://github.com/insitro/ChannelViT>

<sup>3</sup><https://github.com/facebookresearch/dinov2>

<sup>4</sup><https://github.com/broadinstitute/MorphEm>

Table 1: **Comparison of test accuracy of channel adaptive models.** Our model outperforms other baselines, with a 5.0% boost on CHAMMI and a 1.5 – 2.5% point improvement on JUMP-CP and So2Sat. "Full" refers to inference on all channels, while "Partial" means testing on a subset of channels (*Sentinel-1* channels for So2Sat, *fluorescence* channels for JUMP-CP).

Model	CHAMMI [14]	JUMP-CP [12]		So2Sat [17]	
	Avg score	Full	Partial	Full	Partial
HyperNetViT [42]	54.54	47.07	42.43	60.73	41.88
DepthwiseViT [14]	60.94	49.86	44.98	60.41	43.41
TemplateMixingViT [39, 40]	57.02	52.48	43.85	55.86	37.28
ChAda-ViT [15]	63.88	66.20	42.15	56.98	19.53
ChannelViT [18]	64.90	67.51	56.49	61.03	46.16
<b>DiChaViT (ours)</b>	<b>69.68</b>	<b>69.24</b>	<b>57.98</b>	<b>63.36</b>	<b>47.76</b>

Table 2: **Test the accuracy of DiChaViT and ChannelViT on partial channels of JUMP-CP [12].** DiChaViT consistently exhibits improved robustness in the presence of missing channels during inference. The result on partial channels (*mean±std*) represents the average of all combinations.

Method	Number of channels for evaluation							
	8	7	6	5	4	3	2	1
ChannelViT [18]	67.51	60.18±9.3	52.74±12.2	44.89±13.2	36.88±12.3	29.36±9.3	23.70±5.0	20.78±1.6
<b>DiChaViT (ours)</b>	69.24	62.19±9.2	54.49±12.4	46.35±13.4	38.00±12.4	30.09±9.3	23.97±4.9	20.90±1.6

**JUMP-CP [12]** comprises images and profiles of cells that were individually perturbed using chemical and genetic methods. Our experiments focus on the compound perturbation plate BR00116991, which contains 127K training images, 45K validation images, and 45K test images. Each image has eight channels, with the first five being *fluorescence* and the remaining three containing *brightfield* information. The dataset consists of 161 classes, including 160 perturbations and a control treatment.

**So2Sat [17]** contains synthetic aperture radar and multispectral optical image patches from remote sensing satellites. Each image in the dataset has 18 channels, of which 8 *Sentinel-1* and 10 *Sentinel-2* channels. The dataset consists of 17 classes, each representing a distinct climate zone. We use the city-split version of the dataset, which includes 352K training images and 24K test images.

### 4.3 Results

Tab. 1 shows that DiChaViT outperforms the state-of-the-art ChannelViT by up to 5.0% on all three datasets: CHAMMI [14], JUMP-CP [12], and So2Sat [17]. For JUMP-CP and So2Sat, we consider two scenarios: tested on all training channels (denoted as "Full") and tested on a subset of channels (denoted as "Partial"). In the full channels settings, our model shows a 1.5 – 2.5% point improvement compared with other baselines on JUMP-CP and So2Sat. When tested on partial channels, DiChaViT demonstrates its robustness by achieving a 1.5% improvement compared with the baselines. This demonstrates that diversifying feature representations in MCI-ViT models boosts both performance and robustness.

Tab. 2 presents a detailed evaluation of DiChaViT and the best baseline model, ChannelViT, when tested on partial channels of the JUMP-CP dataset (with a total of 8 channels). For the partial channel evaluation, we exclude some of the channels that the models were trained on and only test the model on the remaining channels. Then, we calculate the average accuracy across all combinations, *e.g.*, testing on 7 channels involves averaging the results of  $C_8^7 = 8$  combinations. We can observe that DiChaViT consistently demonstrates improved robustness when some input channels are missing.

### 4.4 Analysis and Discussion

**The role of channel tokens.** In MCI-ViT models such as ChannelViT [18] and ChAda-ViT [15], channel tokens play a crucial role in learning channel-specific features, particularly when dealing with multiple channels where each contains unique information. To assess the impact of channel tokens,

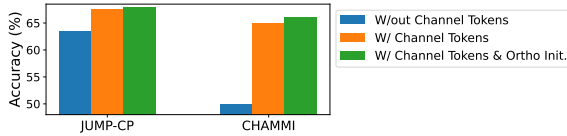


Figure 3: **Performance of ChannelViT [18] on JUMP-CP and CHAMMI with and without channel tokens.** Using channel tokens with orthogonal initialization (green) improves performance.

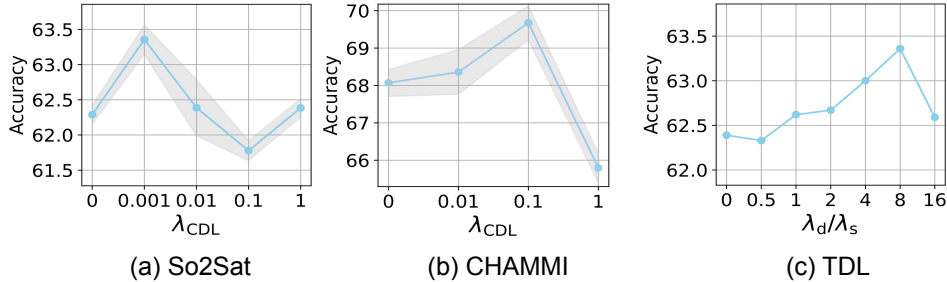


Figure 4: **Impact of CDL and TDL on DiChaViT's performance.** (a) & (b) We demonstrate the average top-1 test accuracy and standard deviation over three runs for different values of  $\lambda_{CDL}$  on So2Sat and CHAMMI. (c) Performance with different ratios of  $\lambda_d$  and  $\lambda_s$  in TDL on So2Sat.

we compared the performance of ChannelViT on JUMP-CP and CHAMMI **with** (orange bars) and **without** channel tokens (blue bars), as shown in Fig. 3. The results indicate that ChannelViT demonstrates significant improvements with channel tokens, resulting in 3.93% and 14.88% point increases on JUMP-CP and CHAMMI, respectively, highlighting their importance.

**Orthogonal initialization of channel tokens boosts performance.** As shown in Fig. 3, using orthogonal initialization (green) provides a 0.5 – 1% gain on JUMP-CP and CHAMMI, indicating that the model benefits from more distinct channel feature representations.

**Ablation study on DiChaViT's architecture.** Tab. 3 shows the performance of DiChaViT when removing each of its components. We notice that removing DCS has the most detrimental effect on performance, while CDL and TDL have a similar impact across the three datasets. The best performance is achieved when all components are used, indicating that each component plays a crucial role in the model's design.

**Impact of  $\lambda_{CDL}$  (Eq. 5) in CDL.** Fig. 4(a) and (b) show the performance of DiChaViT (mean and std) across different values of  $\lambda_{CDL}$  on So2Sat and CHAMMI. We can observe that selecting a value that is too large is not beneficial to the performance. It is worth finding a suitable value for  $\lambda_{CDL}$ . On So2Sat,  $\lambda_{CDL} = 0.001$  obtains the best performance, while the suitable value on CHAMMI is 0.1.

**Ablation on TDL (Eq. 4).** Fig. 4(c) reports the performance of our model across different ratios of  $\lambda_d$  and  $\lambda_s$  in TDL. We set a fixed value of  $\lambda_s$  at 0.05 and vary  $\lambda_d$ . We find that using a larger  $\lambda_d$  compared with  $\lambda_s$  leads to better performance for DiChaViT. This suggests that knowing which

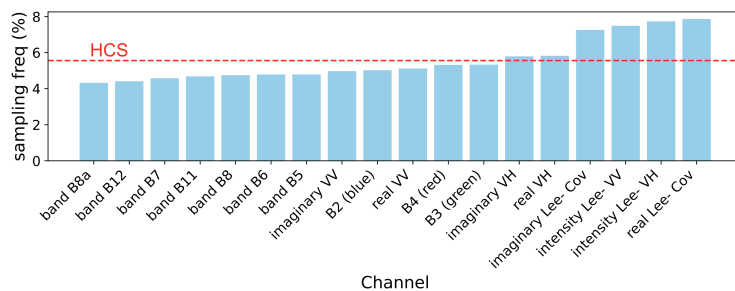


Figure 5: **Comparison of DCS and HCS [18] in terms of the frequency (%) each channel is sampled during training on So2Sat.** Unlike HCS, which provides a uniform distribution for all channels (red dashed line), some channels in DCS are trained much more than others (blue bars). For example, *Real Lee- Cov* channel (rightmost) is sampled twice as much as *Band B8a* (first bar).



Table 3: **Model ablations of DiChaViT.** We evaluate the impact of each component in DiChaViT by removing it from the model. Removing any component has a negative impact on overall performance, with a significant decrease observed when DCS is removed. Including all components improves performance across all three datasets.

Model	CHAMMI [14]	JUMP-CP [12]		So2Sat [17]	
	Avg score	Full	Partial	Full	Partial
<b>DiChaViT</b>	<b>69.68</b>	<b>69.24</b>	<b>57.98</b>	<b>63.36</b>	<b>47.76</b>
w/o CDL	68.07	68.35	56.87	62.29	45.74
w/o TDL	68.25	68.00	56.62	62.39	46.87
w/o DCS	66.48	66.94	43.12	62.26	45.79

Table 4: **Ablation on the two components of TDL.**

*Only  $\mathcal{L}_s$*  indicates using only within channel tokens, while *Only  $\mathcal{L}_d$*  indicates the use of only tokens from different channels in Eq. 4. Incorporating both components in TDL gives the best performance.

	So2Sat [17]	CHAMMI [14]
Only $\mathcal{L}_s$	61.43	65.47
Only $\mathcal{L}_d$	62.50	68.15
Both	<b>63.36</b>	<b>69.68</b>

channel a token comes from, *i.e.*, the same or different channels, is necessary. The results indicate that imposing stricter constraints on tokens from different channels compared with tokens from the same channel obtains the best performance. Tab. 4 illustrates the impact of each component in TDL. We see that considering only tokens within the same channels (*i.e.*,  $\lambda_d = 0$ ) is insufficient, resulting in a significant drop in performance, where using both components of DiChaViT yields the best performance.

**Ablation on DCS.** Tab. 5 shows the effect of temperature  $t$  used in Algorithm 1 on DCS. When  $t$  is set to a very small value, as reported in the first column ( $\approx 0$ ), DCS selects channels with the lowest similarity scores to the anchor channel. Conversely, when  $t$  is assigned a large value, denoted as *HCS* in the last column, DCS is reduced to HCS [18], meaning it selects the subset of channels randomly. We find that always selecting the lowest similar channels ( $\approx 0$ ) does not yield the best performance. Instead, setting the temperature to  $t = 0.1$  produces favorable results for both So2Sat and CHAMMI.

**DCS and HCS on the distribution of number sampling of the channels.** Fig. 5 compares the number of times each channel is sampled during training with DCS (blue bars) and HCS [18] (red dashed line). DCS offers a different distribution for its channels compared to HCS, with some channels receiving more training than others. For example, *Real part of Lee-filtered covariance matrix* channel (last bar) is sampled twice as frequently as *Band B8a* channel (first bar).

## 5 Conclusion

In this paper, we present DiChaViT, a model aimed at enhancing feature diversity and robustness in MCI-ViT. First, we introduce Diverse Channel Sampling, a novel channel sampling strategy that encourages the selection of more distinct channel sets during training, thereby promoting feature diversity. Additionally, DiChaViT incorporates regularization and initialization techniques to diversify the features learned in MCI-ViTs. Our experiments demonstrate a 1.5 – 5.0% point improvement over state-of-the-art methods on satellite and microscopy imaging datasets. DiChaViT represents a promising advancement in addressing the challenges associated with MCI, paving the way for more effective MCI-ViT models.

Table 5: **Effect of temperature  $t$  (Algorithm 1) on DCS.** The first column ( $\approx 0$ ) indicates the use of a very small value of  $t$ , which is reduced to selecting the lowest similarity channels. The last column indicates a large value of  $t$ , which is reduced to HCS [18]. Using  $t = 0.1$  obtain the best results on So2Sat and CHAMMI datasets.

Temperature $t$	$\approx 0$	0.001	0.01	0.1	0.2	HCS
So2Sat [17]	62.51	63.21	63.30	<b>63.36</b>	61.92	62.15
CHAMMI [14]	67.22	66.91	68.96	<b>69.68</b>	66.07	66.30

**Broader Impacts and limitations.** The development of DiChaViT represents an advancement in MCI, with potential positive impacts such as improved medical diagnosis and accelerated healthcare research. Additionally, its versatility in satellite imaging holds promise for environmental monitoring. However, there are also potential negative impacts, including the risk of bad actors using this research to develop harmful applications, such as invasive surveillance systems. This highlights the importance of ethical considerations and responsible deployment. One of the limitations of our work is that it is not designed to handle novel channels. Investigating techniques to adapt to new channels at test time is a promising research direction in MCI. In addition, our approach requires extra hyperparameter tuning, which may necessitate some additional compute resources.

## Acknowledgments and Disclosure of Funding

This material is based upon work supported, in part, by the NSF under award DBI-2134696. Any opinions, findings, and conclusions or recommendations are those of the author(s) and do not necessarily reflect the views of the supporting agencies.

## References

- [1] Karen Simonyan and Andrew Zisserman. Two-stream convolutional networks for action recognition in videos. *Advances in neural information processing systems*, 27, 2014.
- [2] Christian Szegedy, Wei Liu, Yangqing Jia, Pierre Sermanet, and Scott Reed. Dragomiranguelov, dimitru erhan, vincent vanhoucke, and andrew rabinovich. 2015. going deeper with convolutions. In *Proceedings of the IEEE conference on computer vision and pattern recognition*, pages 1–9, 2015.
- [3] Mingxing Tan and Quoc Le. Efficientnet: Rethinking model scaling for convolutional neural networks. In *International conference on machine learning*, pages 6105–6114. PMLR, 2019.
- [4] Saining Xie, Ross Girshick, Piotr Dollár, Zhuowen Tu, and Kaiming He. Aggregated residual transformations for deep neural networks. In *Proceedings of the IEEE conference on computer vision and pattern recognition*, pages 1492–1500, 2017.
- [5] Xuelei Li, Liangkui Ding, Li Wang, and Fang Cao. Fpga accelerates deep residual learning for image recognition. In *2017 IEEE 2nd Information Technology, Networking, Electronic and Automation Control Conference (ITNEC)*, pages 837–840. IEEE, 2017.
- [6] Andrew G Howard, Menglong Zhu, Bo Chen, Dmitry Kalenichenko, Weijun Wang, Tobias Weyand, Marco Andreetto, and Hartwig Adam. Mobilenets: Efficient convolutional neural networks for mobile vision applications. *arXiv preprint arXiv:1704.04861*, 2017.
- [7] Ze Liu, Yutong Lin, Yue Cao, Han Hu, Yixuan Wei, Zheng Zhang, Stephen Lin, and Baining Guo. Swin transformer: Hierarchical vision transformer using shifted windows. In *Proceedings of the IEEE/CVF international conference on computer vision*, pages 10012–10022, 2021.
- [8] Zhuang Liu, Hanzi Mao, Chao-Yuan Wu, Christoph Feichtenhofer, Trevor Darrell, and Saining Xie. A convnet for the 2020s. In *IEEE/CVF Conference on Computer Vision and Pattern Recognition (CVPR)*, 2022.
- [9] Kaiming He, Xinlei Chen, Saining Xie, Yanghao Li, Piotr Dollár, and Ross Girshick. Masked autoencoders are scalable vision learners. In *Proceedings of the IEEE/CVF conference on computer vision and pattern recognition*, pages 16000–16009, 2022.
- [10] Chaitanya Ryali, Yuan-Ting Hu, Daniel Bolya, Chen Wei, Haoqi Fan, Po-Yao Huang, Vaibhav Aggarwal, Arkabandhu Chowdhury, Omid Poursaeed, Judy Hoffman, et al. Hiera: A hierarchical vision transformer without the bells-and-whistles. *arXiv preprint arXiv:2306.00989*, 2023.
- [11] Henry Pinkard, Cherry Liu, Fanice Nyatigo, Daniel A Fletcher, and Laura Waller. The berkeley single cell computational microscopy (bsccm) dataset. *arXiv preprint arXiv:2402.06191*, 2024.
- [12] Srinivas Niranj Chandrasekaran, Beth A. Cimini, Amy Goodale, Lisa Miller, Maria Kost-Alimova, Nasim Jamali, John Doench, Briana Fritchman, Adam Skepner, Michelle Melanson, John Arevalo, Juan C. Caicedo, Daniel Kuhn, Desiree Hernandez, Jim Berstler, Hamdah Shafqat-Abbasi, David Root, Sussane Swalley, Shantanu Singh, and Anne E. Carpenter. Three million images and morphological profiles of cells treated with matched chemical and genetic perturbations. *bioRxiv*, 2022. doi: 10.1101/2022.01.05.475090. URL <https://www.biorxiv.org/content/early/2022/01/05/2022.01.05.475090>.

- [13] Yury Goltsev, Nikolay Samusik, Julia Kennedy-Darling, Salil Bhate, Matthew Hale, Gustavo Vazquez, Sarah Black, and Garry P Nolan. Deep profiling of mouse splenic architecture with codex multiplexed imaging. *Cell*, 174(4):968–981, 2018.
- [14] Zitong Chen, Chau Pham, Siqi Wang, Michael Doron, Nikita Moshkov, Bryan A. Plummer, and Juan C Caicedo. CHAMMI: A benchmark for channel-adaptive models in microscopy imaging. In *Thirty-seventh Conference on Neural Information Processing Systems Datasets and Benchmarks Track*, 2023. URL <https://openreview.net/forum?id=Luc1bZLeMY>.
- [15] Nicolas Bourrieux, Ihab Bendifi, Cohen Ethan, Gabriel Watkinson, Maxime Sanchez, Guillaume Bollot, and Auguste Genovesio. Chada-vit : Channel adaptive attention for joint representation learning of heterogeneous microscopy images. In *The IEEE Conference on Computer Vision and Pattern Recognition (CVPR)*, 2024.
- [16] Xiao Xiang Zhu, Jingliang Hu, Chunping Qiu, Yilei Shi, Jian Kang, Lichao Mou, Hossein Bagheri, Matthias Haberle, Yuansheng Hua, Rong Huang, Lloyd Hughes, Hao Li, Yao Sun, Guichen Zhang, Shiyao Han, Michael Schmitt, and Yuanyuan Wang. So2sat lcz42: A benchmark data set for the classification of global local climate zones [software and data sets]. *IEEE Geoscience and Remote Sensing Magazine*, 8(3): 76–89, 2020. doi: 10.1109/MGRS.2020.2964708.
- [17] Xiaoxiang Zhu, Jingliang Hu, Chunping Qiu, Yilei Shi, Hossein Bagheri, Jian Kang, Hao Li, Lichao Mou, Guicheng Zhang, Matthias Häberle, Shiyao Han, Yuansheng Hua, Rong Huang, Lloyd Hughes, Yao Sun, Michael Schmitt, and Yuanyuan Wang. New: So2sat lcz42, 2019. URL <https://mediatum.ub.tum.de/1483140>.
- [18] Yujia Bao, Srinivasan Sivanandan, and Theofanis Karaletsos. Channel vision transformers: An image is worth  $1 \times 16 \times 16$  words. In *The Twelfth International Conference on Learning Representations*, 2024. URL <https://openreview.net/forum?id=CK5Hfb5hBG>.
- [19] Nitish Srivastava, Geoffrey Hinton, Alex Krizhevsky, Ilya Sutskever, and Ruslan Salakhutdinov. Dropout: a simple way to prevent neural networks from overfitting. *The journal of machine learning research*, 15(1): 1929–1958, 2014.
- [20] Frederik Träuble, Elliot Creager, Niki Kilbertus, Francesco Locatello, Andrea Dittadi, Anirudh Goyal, Bernhard Schölkopf, and Stefan Bauer. On disentangled representations learned from correlated data. In Marina Meila and Tong Zhang, editors, *Proceedings of the 38th International Conference on Machine Learning*, volume 139 of *Proceedings of Machine Learning Research*, pages 10401–10412. PMLR, 18–24 Jul 2021. URL <https://proceedings.mlr.press/v139/trauble21a.html>.
- [21] Xiao Liu, Pedro Sanchez, Spyridon Thermos, Alison Q. O’Neil, and Sotirios A. Tsaftaris. Learning disentangled representations in the imaging domain. *Medical Image Analysis*, 80:102516, 2022. ISSN 1361-8415. doi: <https://doi.org/10.1016/j.media.2022.102516>. URL <https://www.sciencedirect.com/science/article/pii/S1361841522001633>.
- [22] Jianxin Ma, Chang Zhou, Peng Cui, Hongxia Yang, and Wenwu Zhu. Learning disentangled representations for recommendation. In H. Wallach, H. Larochelle, A. Beygelzimer, F. d’Alché-Buc, E. Fox, and R. Garnett, editors, *Advances in Neural Information Processing Systems*, volume 32. Curran Associates, Inc., 2019. URL [https://proceedings.neurips.cc/paper\\_files/paper/2019/file/a2186aa7c086b46ad4e8bf81e2a3a19b-Paper.pdf](https://proceedings.neurips.cc/paper_files/paper/2019/file/a2186aa7c086b46ad4e8bf81e2a3a19b-Paper.pdf).
- [23] Eduardo Hugo Sanchez, Mathieu Serrurier, and Mathias Ortner. Learning disentangled representations via mutual information estimation. In *16th European Conference on Computer Vision-ECCV 2020*, volume 12367, pages 205–221. Springer, 2020.
- [24] Babak Esmaeili, Hao Wu, Sarthak Jain, Alican Bozkurt, N Siddharth, Brooks Paige, Dana H. Brooks, Jennifer Dy, and Jan-Willem van de Meent. Structured disentangled representations. In Kamalika Chaudhuri and Masashi Sugiyama, editors, *Proceedings of the Twenty-Second International Conference on Artificial Intelligence and Statistics*, volume 89 of *Proceedings of Machine Learning Research*, pages 2525–2534. PMLR, 16–18 Apr 2019. URL <https://proceedings.mlr.press/v89/esmaeili19a.html>.
- [25] Milton Llera Montero, Casimir JH Ludwig, Rui Ponte Costa, Gaurav Malhotra, and Jeffrey Bowers. The role of disentanglement in generalisation. In *International Conference on Learning Representations*, 2021. URL <https://openreview.net/forum?id=qbH974jKUVy>.
- [26] Kanchana Ranasinghe, Muzammal Naseer, Munawar Hayat, Salman Khan, and Fahad Shahbaz Khan. Orthogonal projection loss. In *Proceedings of the IEEE/CVF international conference on computer vision*, pages 12333–12343, 2021.

- [27] Francesco Locatello, Ben Poole, Gunnar Raetsch, Bernhard Schölkopf, Olivier Bachem, and Michael Tschannen. Weakly-supervised disentanglement without compromises. In Hal Daumé III and Aarti Singh, editors, *Proceedings of the 37th International Conference on Machine Learning*, volume 119 of *Proceedings of Machine Learning Research*, pages 6348–6359. PMLR, 13–18 Jul 2020. URL <https://proceedings.mlr.press/v119/locatello20a.html>.
- [28] Jian Jia, Naiyu Gao, Fei He, Xiaotang Chen, and Kaiqi Huang. Learning disentangled attribute representations for robust pedestrian attribute recognition. In *Proceedings of the AAAI Conference on Artificial Intelligence*, volume 36, pages 1069–1077, 2022.
- [29] Jungsoo Lee, Eungyeup Kim, Juyoung Lee, Jihyeon Lee, and Jaegul Choo. Learning debiased representation via disentangled feature augmentation. *Advances in Neural Information Processing Systems*, 34: 25123–25133, 2021.
- [30] Pierre Colombo, Guillaume Staerman, Nathan Noiry, and Pablo Piantanida. Learning disentangled textual representations via statistical measures of similarity. In *Proceedings of the 60th Annual Meeting of the Association for Computational Linguistics (Volume 1: Long Papers)*, pages 2614–2630, 2022.
- [31] Andrea Burns, Aaron Sarna, Dilip Krishnan, and Aaron Maschinot. Unsupervised disentanglement without autoencoding: Pitfalls and future directions. *arXiv preprint arXiv:2108.06613*, 2021.
- [32] Ruiqian Nai, Zixin Wen, Ji Li, Yuanzhi Li, and Yang Gao. Revisiting disentanglement in downstream tasks: A study on its necessity for abstract visual reasoning. *Proceedings of the AAAI Conference on Artificial Intelligence*, 38(13):14405–14413, Mar. 2024. doi: 10.1609/aaai.v38i13.29354. URL <https://ojs.aaai.org/index.php/AAAI/article/view/29354>.
- [33] Andrea Valenti and Davide Bacciu. Leveraging relational information for learning weakly disentangled representations. In *2022 International Joint Conference on Neural Networks (IJCNN)*, pages 1–8, 2022. doi: 10.1109/IJCNN55064.2022.9892093.
- [34] Man Zhou, Keyu Yan, Jie Huang, Zihe Yang, Xueyang Fu, and Feng Zhao. Mutual information-driven pan-sharpening. In *Proceedings of the IEEE/CVF Conference on Computer Vision and Pattern Recognition*, pages 1798–1808, 2022.
- [35] Jing Zhang, Deng-Ping Fan, Yuchao Dai, Xin Yu, Yiran Zhong, Nick Barnes, and Ling Shao. Rgb-d saliency detection via cascaded mutual information minimization. In *Proceedings of the IEEE/CVF international conference on computer vision*, pages 4338–4347, 2021.
- [36] Ankan Bhattacharyya, Somnath Chatterjee, Shibaprasad Sen, Aleksandr Sinitca, Dmitrii Kaplun, and Ram Sarkar. A deep learning model for classifying human facial expressions from infrared thermal images. *Scientific reports*, 11(1):20696, 2021.
- [37] Jionghui Jiang, Fen Liu, Yingying Xu, Hui Huang, et al. Multi-spectral rgb-nir image classification using double-channel cnn. *IEEE Access*, 7:20607–20613, 2019.
- [38] Daniel Siegismund, Mario Wieser, Stephan Heyse, and Stephan Steigele. Learning channel importance for high content imaging with interpretable deep input channel mixing. In *DAGM German Conference on Pattern Recognition*, pages 335–347. Springer, 2023.
- [39] Bryan A. Plummer, Nikoli Dryden, Julius Frost, Torsten Hoefler, and Kate Saenko. Neural parameter allocation search. In *International Conference on Learning Representations (ICLR)*, 2022.
- [40] Pedro Savarese and Michael Maire. Learning implicitly recurrent CNNs through parameter sharing. In *International Conference on Learning Representations (ICLR)*, 2019.
- [41] Chau Pham, Piotr Teterwak, Soren Nelson, and Bryan A. Plummer. Mixturegrowth: Growing neural networks by recombining learned parameters. In *IEEE Winter Conference on Applications of Computer Vision (WACV)*, 2024.
- [42] David Ha, Andrew Dai, and Quoc Le. Hypernetworks. In *International Conference on Learning Representations (ICLR)*, 2016.
- [43] Alexey Dosovitskiy, Lucas Beyer, Alexander Kolesnikov, Dirk Weissenborn, Xiaohua Zhai, Thomas Unterthiner, Mostafa Dehghani, Matthias Minderer, Georg Heigold, Sylvain Gelly, Jakob Uszkoreit, and Neil Houlsby. An image is worth 16x16 words: Transformers for image recognition at scale. In *International Conference on Learning Representations*, 2021. URL <https://openreview.net/forum?id=YicbFdNTTy>.

- [44] Tung Nguyen, Johannes Brandstetter, Ashish Kapoor, Jayesh K Gupta, and Aditya Grover. Climax: A foundation model for weather and climate. In *International Conference on Machine Learning*, pages 25904–25938. PMLR, 2023.
- [45] Michail Tarasiou, Erik Chavez, and Stefanos Zafeiriou. Vits for sits: Vision transformers for satellite image time series. In *Proceedings of the IEEE/CVF Conference on Computer Vision and Pattern Recognition*, pages 10418–10428, 2023.
- [46] Daquan Zhou, Zhiding Yu, Enze Xie, Chaowei Xiao, Animashree Anandkumar, Jiashi Feng, and Jose M Alvarez. Understanding the robustness in vision transformers. In *International Conference on Machine Learning*, pages 27378–27394. PMLR, 2022.
- [47] Ali Hatamizadeh, Yucheng Tang, Vishwesh Nath, Dong Yang, Andriy Myronenko, Bennett Landman, Holger R Roth, and Daguang Xu. Unetr: Transformers for 3d medical image segmentation. In *Proceedings of the IEEE/CVF winter conference on applications of computer vision*, pages 574–584, 2022.
- [48] Alexey Dosovitskiy, Lucas Beyer, Alexander Kolesnikov, Dirk Weissenborn, Xiaohua Zhai, Thomas Unterthiner, Mostafa Dehghani, Matthias Minderer, Georg Heigold, Sylvain Gelly, et al. An image is worth 16x16 words: Transformers for image recognition at scale. *arXiv preprint arXiv:2010.11929*, 2020.
- [49] Wei Hu, Lechao Xiao, and Jeffrey Pennington. Provable benefit of orthogonal initialization in optimizing deep linear networks. In *International Conference on Learning Representations*, 2020. URL <https://openreview.net/forum?id=rkgqN1SYvr>.
- [50] Jiayun Wang, Yubei Chen, Rudrasis Chakraborty, and Stella X. Yu. Orthogonal convolutional neural networks. In *Proceedings of the IEEE/CVF Conference on Computer Vision and Pattern Recognition (CVPR)*, June 2020.
- [51] Mario Lezcano-Casado and David Martinez-Rubio. Cheap orthogonal constraints in neural networks: A simple parametrization of the orthogonal and unitary group. In *International Conference on Machine Learning*, pages 3794–3803. PMLR, 2019.
- [52] Eu Wern Teh, Terrance DeVries, and Graham W Taylor. Proxynca++: Revisiting and revitalizing proxy neighborhood component analysis. In *Computer Vision—ECCV 2020: 16th European Conference, Glasgow, UK, August 23–28, 2020, Proceedings, Part XXIV 16*, pages 448–464. Springer, 2020.
- [53] Yifeng Ding, Shuwei Dong, Yujun Tong, Zhanyu Ma, Bo Xiao, and Haibin Ling. Channel dropblock: An improved regularization method for fine-grained visual classification. In *British Machine Vision Conference (BMVC)*, 2021.
- [54] Maxime Oquab, Timothée Darcet, Theo Moutakanni, Huy V. Vo, Marc Szafraniec, Vasil Khalidov, Pierre Fernandez, Daniel Haziza, Francisco Massa, Alaaeldin El-Nouby, Russell Howes, Po-Yao Huang, Hu Xu, Vasu Sharma, Shang-Wen Li, Wojciech Galuba, Mike Rabbat, Mido Assran, Nicolas Ballas, Gabriel Synnaeve, Ishan Misra, Herve Jegou, Julien Mairal, Patrick Labatut, Armand Joulin, and Piotr Bojanowski. DINOv2: Learning robust visual features without supervision, 2023.
- [55] Ilya Loshchilov and Frank Hutter. Decoupled weight decay regularization. In *International Conference on Learning Representations*, 2019. URL <https://openreview.net/forum?id=Bkg6RiCqY7>.
- [56] Gianluca Donato and Serge Belongie. Approximate thin plate spline mappings. In *Computer Vision—ECCV 2002: 7th European Conference on Computer Vision Copenhagen, Denmark, May 28–31, 2002 Proceedings, Part III 7*, pages 21–31. Springer, 2002.

## A Implementation details

We utilize a ViT small architecture (21M parameters) implemented in DINOv2 [54] as the backbone for all the baselines<sup>5</sup>. Specifically, we use ViT-S/16 (patch size of 16) on CHAMMI and JUMP-CP, and ViT-S/8 (patch size of 8) on So2Sat. The AdamW optimizer [55] is used to train the models, minimizing cross-entropy loss on JUMP-CP and So2Sat, and proxy loss on CHAMMI.

**CHAMMI dataset [14].** The goal of CHAMMI is to train a model to learn the feature representation for the input image. Thus, we use the [CLS] token at the final layer as the feature representation and train the model to minimize the proxy loss [52]. We then evaluate the model on various tasks following the evaluation code provided by the authors, in which a 1-Nearest Neighbour classifier is

<sup>5</sup><https://github.com/facebookresearch/dinov2>

Table 6: **Test accuracy of channel-adaptive models across multi-channel datasets.** DiChaViT performs better than other CNN- and ViT-based baselines. It shows overall better performance on CHAMMI, especially on Allen and CP, and a 1.5 – 2.5% improvement on JUMP-CP and So2Sat. "Full" refers to testing on all channels, while "Partial" means testing on a subset of channels. We use *Sentinel-1* channels for So2Sat, and *fluorescence* channels for JUMP-CP.

Model	Architecture	CHAMMI [14]			JUMP-CP [12]		So2Sat [17]	
		Allen	HPA	CP	Full	Partial	Full	Partial
HyperNet [42]	ConvNeXT	58.43	65.93	26.53	53.48	10.58	58.97	41.54
Depthwise [14]	ConvNeXT	58.76	57.60	27.39	49.34	39.88	58.60	38.87
TemplateMixing [39, 40]	ConvNeXT	60.21	63.44	25.98	49.74	43.74	60.79	40.61
HyperNet [42]	ViT	45.17	63.90	26.23	47.07	42.43	60.73	41.88
Depthwise [14]	ViT	50.35	<b>71.52</b>	27.74	49.86	44.98	60.41	43.41
TemplateMixing [39, 40]	ViT	49.51	64.52	25.65	52.48	43.85	55.86	37.28
ChAda-ViT [15]	ViT	67.08	60.67	24.60	66.20	42.15	56.98	19.53
ChannelViT [18]	ViT	67.66	62.14	27.62	67.51	56.49	61.03	46.16
<b>DiChaViT (ours)</b>	ViT	<b>75.69</b>	63.67	<b>28.98</b>	<b>69.24</b>	<b>57.98</b>	<b>63.36</b>	<b>47.76</b>

used to predict the macro-average F1-score for each task separately <sup>6</sup>. The channel-adaptive interfaces are adapted from the author’s implementation code <sup>7</sup>. Besides the model, we incorporate the same data augmentation as introduced by the authors, such as thin-plate-spline (TPS) transformations [56]. We train each model for 60 epochs with a learning rate of 0.00004, and a batch size of 64.

**JUMP-CP [12] and So2Sat [17] datasets.** Following Bao *et al.* [18], the learning rate is warmed up for the initial 10 epochs, peaking at 0.0005 after which it will gradually decay to  $10^{-6}$  following a cosine scheduler. We also apply a weight decay of 0.04 to the weight parameters, excluding the bias and normalization terms to mitigate overfitting. Additionally, we use the same data augmentation as used in the code provided by the authors. To get the final prediction, we pass the Transformer encoder’s representation for the [CLS] token into a classifier head to predict the probability of each class. We train each model for 100 epochs, with a batch size of 64 on JUMP-CP, and 128 on So2Sat. We adapt the code provided by the authors [18] for the baselines in our work <sup>8</sup>.

**Compute resources.** In this study, experiments were conducted on So2Sat and CHAMMI using a single NVIDIA RTX (48GB RAM) and three Intel(R) Xeon(R) Gold 6226R CPUs @ 2.90GHz. For experiments on JUMP-CP, two NVIDIA RTX A6000 GPUs and six Intel(R) Xeon(R) Gold 6226R CPUs @ 2.90GHz were utilized.

## B Additional experimental results

**Extended main results.** Table 6 shows an extension of the main resulting table (Table 1) where we include CNN-based (ConvNeXt backbone [8]) models from [14]. To ensure a fair comparison, we adjust the number of layers in these CNN-based models so that all models in Table 6 have approximately 21M parameters. We can observe that in general, DiChaViT outperforms CNN-based and ViT-based models on the three datasets.

**Channel feature  $f$  in DCS (Algorithm 1).** Table 7 compares using channel tokens and patch tokens to compute the cosine similarity in Algorithm 1. We observe that using channel tokens gains better performance on So2Sat and CHAMMI.

**Effect of CDL on channel token distributions.** Fig. 6 illustrates the distributions of channel tokens **with** (blue) and **without** (red) CDL. Each subplot presents the distribution of a trained channel token on the CHAMMI dataset. We observe that CDL results in more flattened distributions with more non-zero values in the channel tokens.

<sup>6</sup><https://github.com/broadinstitute/MorphEm>

<sup>7</sup>[https://github.com/chaudatascience/channel\\_adaptive\\_models](https://github.com/chaudatascience/channel_adaptive_models)

<sup>8</sup><https://github.com/insitro/ChannelViT>

Table 7: Different choices of channel feature  $f$  in Diverse Channel Sampling (DCS) (Algorithm 1). We compare the performance when using channel tokens and patch tokens (*i.e.*, patch images after the projection layer) to compute the similarity score for sampling. Note that while channel tokens are shared across all input images, patch tokens differ for each input image. Using channel tokens yields better performance on both So2Sat and CHAMMI.

	So2Sat [17]	CHAMMI [14]
Patch tokens	63.00	65.57
Channel tokens	<b>63.36</b>	<b>69.68</b>

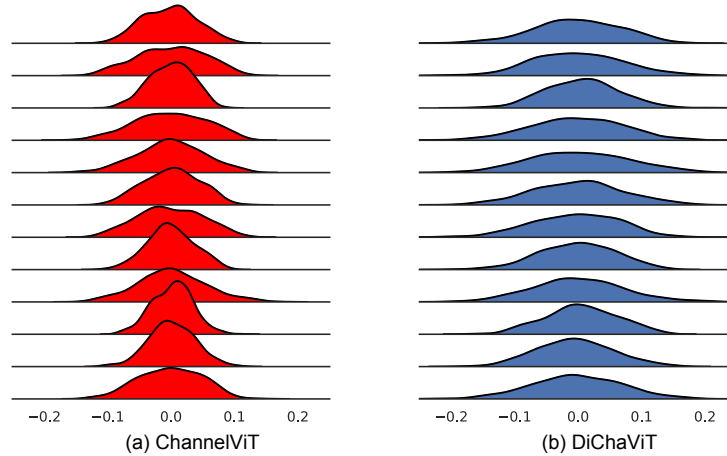


Figure 6: **The effect of Channel Diversification Loss (CDL) on channel embedding distributions.** Each subplot shows the distributions of a channel token after training on the CHAMMI dataset. **(a)** ChannelViT’s features (red) are more concentrated around 0. **(b)** In contrast, DiChaViT shows more flattened distributions with more non-zero values (blue).