

SynthAI: A Multi Agent Generative AI Framework for Automated Modular HLS Design Generation

S. Arash Sheikholeslam

International Monetary Fund (IMF)
1900 Pennsylvania Ave, Washington, DC, USA
Email: ssheikholeslam@imf.org

Andre Ivanov

ECE department, University of British Columbia (UBC)
2332 Main Mall, Vancouver, BC, Canada
Email: invanov@ece.ubc.ca

Abstract—In this paper, we introduce SynthAI, a pioneering method for the automated creation of High-Level Synthesis (HLS) designs. SynthAI integrates ReAct agents, Chain-of-Thought (CoT) prompting, web search technologies, and the Retrieval-Augmented Generation (RAG) framework within a structured decision graph. This innovative approach enables the systematic decomposition of complex hardware design tasks into multiple stages and smaller, manageable modules. As a result, SynthAI produces synthesizable designs that closely adhere to user-specified design objectives and functional requirements. We further validate the capabilities of SynthAI through several case studies, highlighting its proficiency in generating complex, multi-module logic designs from a single initial prompt. The SynthAI code is provided via the following repo: https://github.com/sarashs/FPGA_AGI

I. INTRODUCTION

Multiple studies have benchmarked and evaluated the capabilities and limitations of Large Language Models (LLMs) in the emergent field of automated hardware code generation. We begin by providing a general overview of the field.

LLMs have shown promising capabilities in generating basic logic hardware designs. The concept of deriving hardware description code from natural language was explored by *Pearce et al.* [1]. Further advancements were discussed in the field of conversational hardware design, emphasizing the challenges and opportunities, as highlighted by *Blocklove et al.* [2] and *Chang et al.* [3]. All three have shown LLMs' ability to generate basic logic code.

In the realm of specialized LLMs for code generation, *Thakur et al.* [4] investigated LLMs' capacity to produce Verilog code after fine-tuning. They demonstrated that fine-tuning LLMs with Verilog datasets enhances their ability to generate syntactically correct code. Their study was groundbreaking in developing an evaluation framework for both functional analysis and syntax testing of the generated code. The main contribution of their work lies in providing open-source training, evaluation scripts, and LLM checkpoints. However, a notable limitation is their method's difficulty in managing advanced Verilog code generation tasks.

The LLM4SecHW framework, developed by *Fu et al.* [5], focuses on employing LLMs for hardware design debugging,

particularly addressing the scarcity of domain-specific data. Their significant contribution was that of creating a dataset for hardware design defects, paving the way for novel applications in hardware security.

Liu et al. [6] introduced VerilogEval, a framework aimed at evaluating LLMs in Verilog code generation. Their work is distinguished by establishing the first benchmarking framework capable of conducting comprehensive evaluations across various Verilog code generation tasks.

Du et al. [7] explored LLMs' application in generating HDL code for wireless signal processing, incorporating in-context learning and Chain-of-Thought (CoT) prompting. Their work stands out for its potential in generating complex HDL code for advanced applications, offering insightful contributions to wireless communication hardware.

In our work, we introduce SynthAI (Figure 3), a framework that enhances large language models (LLMs) by enabling them to use tools such as web searches and database queries. This framework uses diverse prompting techniques, like Chain-of-Thought (CoT), ReAct, and in-context-learning to generate synthesizable and optimized code without retraining. SynthAI accesses real-time data and a comprehensive database with code samples and FPGA datasheets, shifting the paradigm in automated hardware code generation over previous methods, planning and executing modular designs from single prompts efficiently. The SynthAI code is provided via the following repo: https://github.com/sarashs/FPGA_AGI

II. LLM-BASED TECHNOLOGIES USED IN SYNTHAI

Here we highlight the different existing technologies we use as foundations for our proposed framework.

A. MRKL

Modular Reasoning, Knowledge, and Language (MRKL) is a specialized system in the field of artificial intelligence that focuses on enhancing the capabilities of large language models (LLMs) [8]. MRKL works by augmenting the natural language processing abilities of LLMs, enabling them to not only generate responses based on their training data but also to access and incorporate additional information from outside databases or knowledge bases. This integration allows for more informed and accurate responses, especially in situations where the LLM might otherwise lack sufficient data. In the

[§]The views expressed in this paper are those of the author(s) and do not necessarily represent the views of the IMF, its Executive Board, or IMF management.

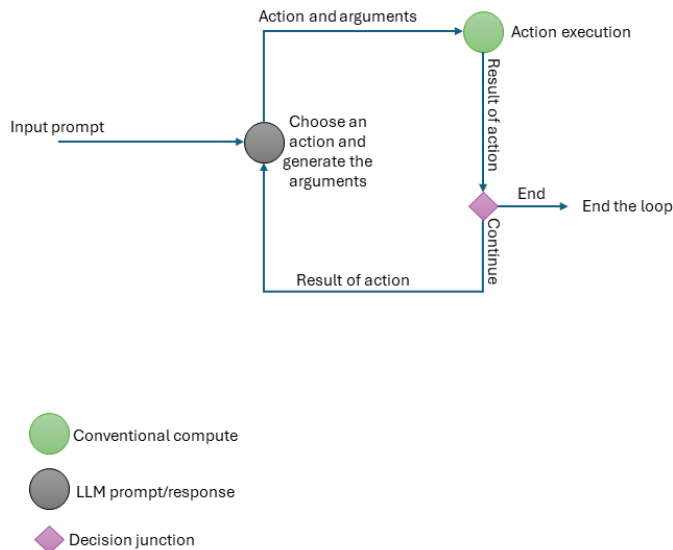


Fig. 1. Individual agent. Each of the blue nodes in figures 2 and 3 is an agent similar to the one depicted here.

context of our work, we augment the generic (non-fine-tuned) LLMs with digital design resources such as HLS C++ code and/or digital design guides, textbooks or even scientific articles. We also empower the LLM to autonomously execute Python code through an integrated Python shell.

Within the MRKL framework, ReAct agents [9] are sophisticated systems that enhance the dynamic interaction and decision-making capabilities of large language models (LLMs). These agents foster a more cohesive approach to task management by establishing a continuous loop of reasoning, action (through function calls), and outcome observation. We incorporate this functionality into the LLM prompt, defining the roles and operations of our agents, such as the module design agent.

Our implementation of a ReAct agent is visualized in Figure 1. Note that in our implementation, thinking (Thought) itself is also an action. Therefore, the agent only has two states: generating what needs to be done in one node, followed by executing (which could be thinking, running a web search, or running Python code) in the other. While these agents are structurally equivalent, their initial prompts and defined goals are different. The design agent given below is just an example. Let’s take a step-by-step look into that example.

Here is an example of how we program our module design agent:

```
You are an FPGA design engineer
responsible for writing synthesizable
code for an HLS hardware project.

\\The guidelines for the module designer
were removed by the authors to save
space

Thought: You should think of an action.
You do this by calling the Thought tool
/function. This is the only way to
think.
Action: You take an action through calling
one of the search_web or python_run
tools.
... (this Thought/Action can repeat 3
times)
Response: You Must use the
CodeModuleResponse tool to format your
response. Do not return your final
response without using the
CodeModuleResponse tool
"""
```

The agent operates by sequentially engaging in “Thought” steps to make informed decisions on whether to perform a web search or run Python code in subsequent “Action” steps. After utilizing a tool, the agent evaluates the results, continues with additional “Thought” and “Action” steps, and ultimately uses the CodeModuleResponse tool—an output formatting utility—to produce the final hardware design code. This structured process ensures that the agent systematically approaches design challenges, leading to robust and efficient outcomes. Note that our method of incorporating Thought as a tool is novel and aims at integrating *Chain of Thought* (CoT) prompting [10], [11] into the agent’s reasoning process. Chain of Thought (CoT) prompting is a method that enhances the reasoning capabilities of LLMs by forcing them to generate their reasoning before arriving at a conclusion.

B. Interactive Agents

The latest LLM-based technology that we incorporate is that of Interactive Agents. The idea is that task specific agents (similar to above) will work within a team to perform, planning, task break down and task execution [12], [13], [14]. In the case of our work, we have data collection agents, system design agents, module design agents, and evaluation agents, and these interact with each other according to the on the graph depicted in Figure 3.

C. Retrieval Augmented Generation (RAG)

Another technique we use in SynthAI is Retrieval Augmented Generation (RAG) [15], [16], [17], a method that augments LLMs knowledge by incorporating external knowledge retrieval into their generative process. In practice, RAG involves constructing a vector database from semantic data. This database acts as a search tool for the LLM, enabling it to supplement its inherent knowledge (embedded in its parameters) with external, task-specific information. RAG allows us

to integrate diverse resources like textbooks and coding best practices and other domain-specific knowledge.

III. SYNTHAI ARCHITECTURE

Our project focuses on developing a technology demonstrator and proof of concept that converts user-defined design objectives into comprehensive hardware solutions. At the heart of our method is a series of specialized agents within the SynthAI system. These agents collaboratively interpret the initial objectives, refine them into detailed designs, and ultimately generate synthesizable HLS code, complete with corresponding test benches.

The SynthAI system is divided into two main components: a knowledge gathering component, which functions similarly to an automated literature review tool, and a hardware design component. These are depicted in Figures 2 and 3, respectively. Each component comprises individually tasked agents, each with a specific role. These agents operate within a decision graph that determines subsequent steps based on the current state and the results of each agent’s task execution. This process mimics a state machine, ensuring that tasks are completed sequentially and effectively, moving from one state to the next based on predefined rules and the outcomes of actions taken at each stage.

Given the focus of this article on the hardware engineering community, we limit the discussion on the knowledge gathering component of our work. This component primarily involves a Retrieval-Augmented Generation (RAG) system that processes various engineering documents and past designs, enhanced by project-specific texts and internet searches. A question-generating agent formulates queries reflecting the project’s goals and specific requirements. These queries are initially matched against a local database. If the database yields insufficient information, an internet search is conducted to enrich the response further. The resulting data, along with project requirements and specific texts, are then synthesized by another agent into a design-focused literature review. We have intentionally kept this description concise for brevity. For those interested in the detailed workings of this component, we invite you to consult the code available in our repository.

A. Hardware design

In the hardware design component of our system, the initial input consists of design objectives—both goals and requirements—supplemented by the outcomes of the literature review. The first agent in this sequence undertakes the system-level design, which is crucial for setting the foundational architecture of the hardware. This initial design is then assessed by an evaluation agent, which scrutinizes the system design and provides essential feedback for any necessary redesigns. This iterative process ensures that the design is both efficient and aligns with the specified objectives.

The refined system design is articulated through a list of modules, formatted according to the specifications outlined in the Python code snippet below. This format serves as a directive for the LLM, guiding the structured development

of HLS code by detailing each module’s name, functionality, connections, and ports, along with a templated outline for the code to be completed by a coder. This structured approach facilitates a clear, organized path from design conception to ready-to-implement hardware modules.

```
class Module(BaseModel):
    """module definition"""
    name: str = Field(description="Name of the module.")
    description: str = Field(description="Module description including detailed explanation of what the module does and how to achieve it. Think of it as a code equivalent of the module without coding it.")
    connections: List[str] = Field(description="List of the modules connecting to this module (be it via input or output).")
    ports: List[str] = Field(description="List of input output ports including clocks, reset etc.")
    module_template: str = Field(description="Outline of the HDL/HLS code with placeholders and enough comments to be completed by a coder. The outline must include module names and ports. The placeholders must be comments starting with PLACEHOLDER:")

class SystemDesign(BaseModel):
    """system design"""
    graph: List[Module] = Field(
        description="List of modules"
    )
    """
```

The list of modules, or the system graph, undergoes a topological sorting process before being passed to a module coder. This sorting ensures that modules with fewer connections are coded first, enhancing interface consistency across the system. The module designer agent is equipped with capabilities for coding syntax searches, and potentially, internet searches, as well as access to a Python shell. These tools enable the agent to research unfamiliar coding practices and perform computations beyond the conventional capabilities of large language models (LLMs). For instance, the agent might use the Python shell to calculate twiddle factors for a Fast Fourier Transform (FFT), which will be detailed in the subsequent section. The modules are design based on the following predefined structure:

```
class CodeModuleResponse(BaseModel):
    """Final response to the user"""
    name: str = Field(description="Name of the module.")
    description: str = Field(description="Brief module description.")
    connections: List[str] = Field(
        description="List of the modules
```

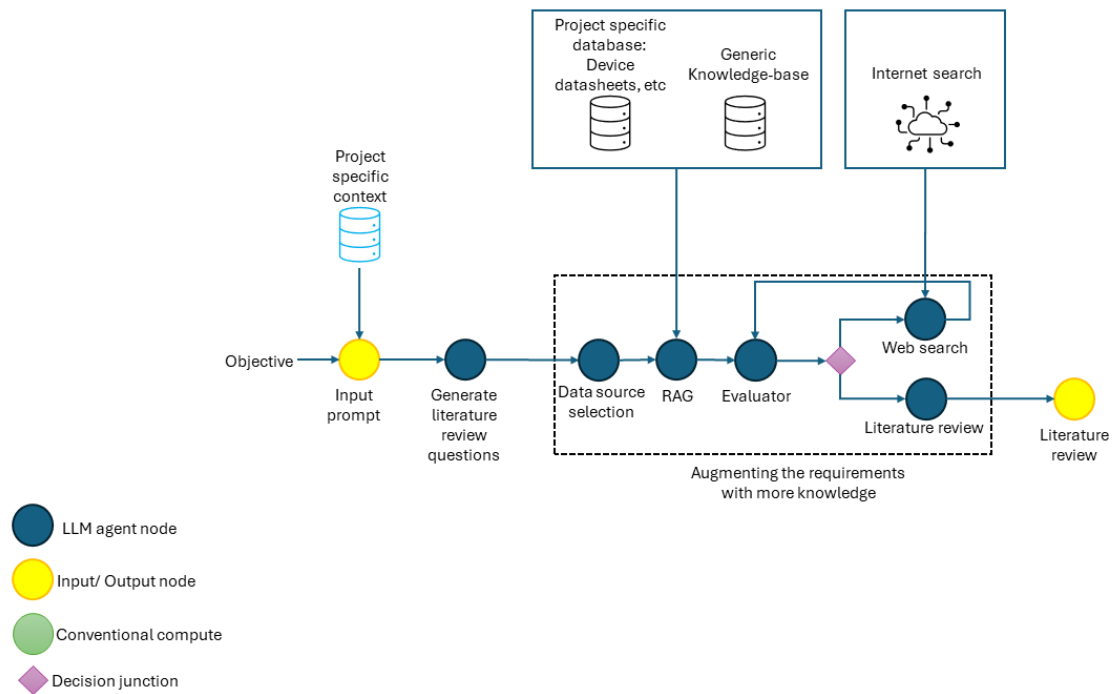


Fig. 2. Flow diagram of knowledge gathering component consisting of various agents, evaluators, and a vector database.

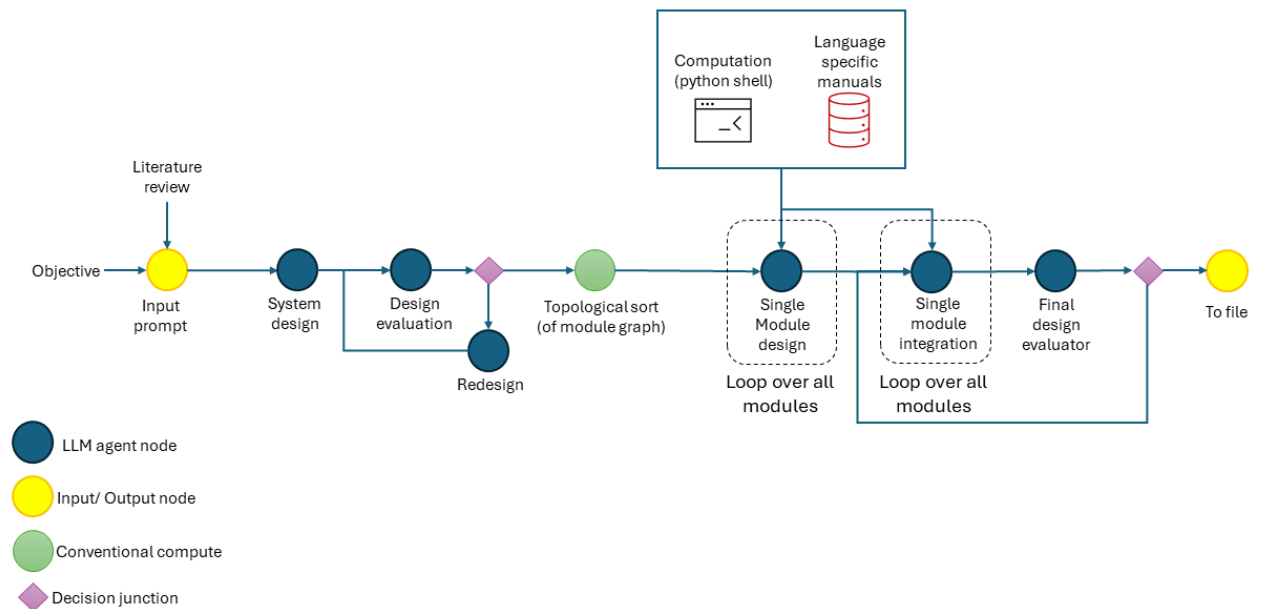


Fig. 3. Flow diagram of hardware design component consisting of various agents and evaluators.

connecting to this module.")

ports: List[str] = Field(description="

```
List of input output ports including
clocks, reset etc.")
module_code: str = Field(description="
Complete working synthesizable xilinx
HLS C++ module code without any
placeholders.")
header_file: str = Field(description="
Complete header file associated with
the module code. Every module must have
a header file in order to be included
in the top module.")
test_bench_code: str = Field(
description="Complete behavioral test
for the module must be written in the
HLS C++ language. the testbench module
name should be module name underline tb
. It must have a main function that
returns int.")
```

Following the preliminary module design, the modules are processed by a module integrator. This stage involves replacing any remaining placeholders or simplified code with fully synthesizable and optimized code. Finally, a comprehensive evaluation is conducted by a final evaluator, who assesses the coding practices, completeness, synthesizability, and optimization of the modules in alignment with the design requirements. The evaluator continues to provide feedback to the integration agent until the integrated design meets all criteria and is approved for saving into files. This iterative refinement ensures that the final design not only meets the initial objectives but also adheres to the highest standards of quality and efficiency.

IV. CASE STUDIES

Our work builds on the foundations laid by *Thakur et al.* [4] and *Du et al.* [7]. However, due to the rapid advancements in LLM-based technologies, a direct comparison between our work and the aforementioned studies would be impractical. Instead, to assess the performance of SynthAI, we present three circuit design case studies and evaluate its performance using the following metrics:

- **System Design:** This metric evaluates whether the modules' graph and their connections are logically sound and adhere to design specifications. For example, in a CPU design, we expect the presence of ALU, datapath, memory, and control modules or their equivalents in the graph.
- **Syntax:** This metric assesses if the generated code is syntactically correct and follows AMD HLS C++ guidelines.
- **Completeness:** This metric measures whether the generated design fully implements the intended functionality without missing any critical components or features. A design that contains superfluous code or placeholders instead of actual code is considered incomplete.
- **Interface:** This metric evaluates the correctness of the interfaces between modules, ensuring that they match in width, type, and integration within the system.
- **Optimization:** This metric analyzes the efficiency of the generated design in terms of performance metrics per de-

sign goals and requirements. In HLS, some optimizations are performed via compiler pragmas, such as unrolling loops or partitioning memory.

- **Synthesizability:** This metric assesses whether the generated design can be successfully synthesized into hardware, verifying that it meets all necessary constraints and requirements for physical implementation. Although we do not perform extensive tests for this step, we rely on error-free synthesizability and the passing of basic functionality tests.

For our three circuit designs we have the following:

Fast Fourier Transform:

Goals:

- Design a 128-point FFT circuit using two pre-existing 64-point FFT modules.
- Optimize the design for maximum performance, specifically focusing on speed.
- Ensure the design is implemented in HLS C++ and is well-commented, particularly highlighting performance optimizations.

Requirements:

- The circuit must accept an input array of 128 double precision fixed point real numbers.
- Utilize the radix-2 DIT FFT algorithm to compute the 128-point FFT by leveraging two 64-point FFT modules.
- Implement the design in HLS C++ with detailed comments explaining performance optimizations.
- The design should efficiently handle the decomposition of the 128-point FFT into two 64-point FFTs, processing even-indexed and odd-indexed inputs separately.
- After computing the 64-point FFTs, the results should be combined using the radix-2 DIT method to produce the final 128-point FFT output.
- Ensure that the design adheres to the mathematical principles of the radix-2 DIT FFT, including the correct handling of the complex exponential factors and the summation processes.

quadruple precision floating point exponentiation:

Goals:

- Design and implement a quadruple precision floating point exponentiation module using a 128-bit floating point representation.
- Ensure the module adheres to the IEEE 754-2008 binary128 standard for quadruple precision floating point numbers.
- Optimize the module for accurate and reliable computation, minimizing overflow and round-off errors.

Requirements:

- Implement a 128-bit floating point representation with 1 sign bit, 15 exponent bits, and 113 significand bits (112 explicitly stored, 1 implicit).
- Follow the IEEE 754-2008 standard for binary128, including the encoding of the exponent using an offset binary representation with a bias of 16383.

- Handle special cases in the floating point representation such as zero, subnormal numbers, infinity, and NaN (Not a Number).
- Implement exponentiation operations that can handle the full range of quadruple precision values, from the smallest subnormal to the largest normal number.
- Ensure that the conversion between decimal and binary128 representations is accurate, adhering to the precision requirements specified in the IEEE standard.
- Develop test cases covering typical, boundary, and special values to verify the correctness and precision of the floating point operations and exponentiation logic.

simple educational RISC-V CPU:

Goals:

- Design a simple educational RISC-V CPU using HLS C++.
- Ensure the HLS C++ code is synthesizable and fits on a Zynq-7 FPGA device.
- Provide extensive comments within the code for educational purposes.

Requirements:

- Implement a RISC-V CPU architecture capable of executing basic RISC-V instructions such as load, store, add, subtract, logical operations, and control flow.
- Design the CPU to be compatible with the Zynq-7 FPGA, ensuring efficient use of resources to fit the design within the FPGA constraints.
- Utilize HLS C++ for the implementation, leveraging its features to efficiently map high-level constructs to hardware.
- Include detailed comments explaining each part of the code and its functionality, suitable for educational purposes.
- Ensure the design includes a memory interface, ALU, register file, and control unit, each described clearly in HLS C++.
- Implement test benches in HLS C++ to verify each component of the CPU, including memory operations, arithmetic operations, and control flow logic.

Table IV presents the results of our case studies, comparing the performance of GPT-3.5-Turbo, GPT-4-Turbo, and GPT-4o (the latest model at the time of writing). We used separate LLMs for the nodes responsible for evaluating other nodes. Although the specific use of different LLMs is not depicted, Figure 3 illustrates the system design and includes the various nodes of the system. This approach was partly to determine if a proficient evaluator could offset the lower performance of a weaker (and more cost-effective) model used for system design and module coding.

In our initial evaluations, we observed that GPT-3.5-Turbo was not an effective evaluator, as it consistently approved the system design and system code across all metrics. Consequently, we decided to use only GPT-4-Turbo and GPT-4o as evaluators.

For each combination of [design problem, design model, evaluator], we ran SynthAI four times, selecting the best design from the four runs. The results are reported in Table IV.

Table IV demonstrates that the best performance is achieved with GPT-4o. This indicates significant progress in large language models (LLMs), suggesting their potential for application in decision graphs, such as the one depicted in Figure 3. These models can effectively support hierarchical system design, module design, and coding.

V. CONCLUSION

The SynthAI framework we developed and described here is a multi-agent system with document search and Python execution capabilities. SynthAI represents a significant step forward in automated high-level synthesis (HLS) generation, particularly for complex electronic design tasks. While SynthAI outperforms traditional LLM-based methods in accuracy and modular structuring, it still struggles with handling complex algorithms without detailed instructions. This highlights the ongoing need for human collaboration in AI-driven processes.

Despite these challenges, SynthAI's ability to adapt to design goals and requirements suggests promising potential for further advancements in electronic design automation. This framework demonstrates how AI can assist in meeting complex design goals, underscoring the importance of combining automation with human expertise.

REFERENCES

- [1] H. Pearce, B. Tan, and R. Karri, "Dave: Deriving automatically verilog from english," in *Proceedings of the 2020 ACM/IEEE Workshop on Machine Learning for CAD*, 2020, pp. 27–32.
- [2] J. Blocklove, S. Garg, R. Karri, and H. Pearce, "Chip-chat: Challenges and opportunities in conversational hardware design," *arXiv preprint arXiv:2305.13243*, 2023.
- [3] K. Chang, Y. Wang, H. Ren, M. Wang, S. Liang, Y. Han, H. Li, and X. Li, "Chipppt: How far are we from natural language hardware design," *arXiv preprint arXiv:2305.14019*, 2023.
- [4] S. Thakur, B. Ahmad, Z. Fan, H. Pearce, B. Tan, R. Karri, B. Dolan-Gavitt, and S. Garg, "Benchmarking large language models for automated verilog rtl code generation," *2023 Design, Automation & Test in Europe Conference & Exhibition (DATE)*. [Online]. Available: <https://par.nsf.gov/biblio/10419705>
- [5] W. Fu, K. Yang, R. G. Dutta, X. Guo, and G. Qu, "Llm4sechw: Levering domain-specific large language model for hardware debugging," *Asian Hardware Oriented Security and Trust (AsianHOST)*, 2023.
- [6] M. Liu, N. Pinckney, B. Khailany, and H. Ren, "VerilogEval: Evaluating large language models for verilog code generation," in *2023 IEEE/ACM International Conference on Computer Aided Design (ICCAD)*. IEEE, 2023, pp. 1–8.
- [7] Y. Du, S. C. Liew, K. Chen, and Y. Shao, "The power of large language models for wireless communication system development: A case study on fpga platforms," *arXiv preprint arXiv:2307.07319*, 2023.
- [8] E. Karpas, O. Abend, Y. Belinkov, B. Lenz, O. Lieber, N. Ratner, Y. Shoham, H. Bata, Y. Levine, K. Leyton-Brown *et al.*, "Mrkl systems: A modular, neuro-symbolic architecture that combines large language models, external knowledge sources and discrete reasoning," *arXiv preprint arXiv:2205.00445*, 2022.
- [9] S. Yao, J. Zhao, D. Yu, N. Du, I. Shafraan, K. Narasimhan, and Y. Cao, "React: Synergizing reasoning and acting in language models," *arXiv preprint arXiv:2210.03629*, 2022.
- [10] J. Wei, X. Wang, D. Schuurmans, M. Bosma, F. Xia, E. Chi, Q. V. Le, D. Zhou *et al.*, "Chain-of-thought prompting elicits reasoning in large language models," *Advances in Neural Information Processing Systems*, vol. 35, pp. 24 824–24 837, 2022.

Evaluator	GPT-4o			GPT-4-Turbo		
Design Model	GPT-3.5-Turbo	GPT-4-Turbo	GPT-4o	GPT-3.5-Turbo	GPT-4-Turbo	GPT-4o
	Simple Risc-V					
system design	Pass	Pass	Pass	Fail	Pass	Pass
Syntax	Pass	Pass	Pass	Fail	Pass	Pass
interface	Fail	Pass	Fail ^e	Fail	Pass	Pass
Completeness	Fail	Pass	Pass	Fail	Fail ^a	Pass
Optimization	Fail	Pass ^b	Pass	Fail	Pass ^b	Pass ^b
synthesizabe	Fail	Pass	Pass ^d	Fail	Fail	Pass
	128 point FFT					
system design	Pass	Pass	Pass	Fail	Pass	Pass
Syntax	Pass	Pass	Pass	Fail	Pass	Pass
interface	Fail	Pass	Fail ^e	Fail	Pass	Pass
Optimization	Fail	Pass	Pass	Fail	Fail	Pass
Completeness	Fail	Pass	Pass	Fail	Fail	Pass ^e
synthesizabe	Fail	Pass	Fail	Fail	Fail	Pass
	Quadruple precision float					
system design	Fail	Pass	Pass	Pass	Pass	Pass
Syntax	Pass	Fail ^g	Pass	Pass	Pass	Pass
interface	Fail	Fail	Pass	Fail	Fail ^f	Pass
Optimization	Fail	Fail	Pass	Fail	Fail	Pass
Completeness	Fail	Fail	Pass	Fail	Fail	Fail ^h
synthesizabe	Fail	Fail	Pass	Fail	Fail	Pass

TABLE I

HIERARCHICAL EVALUATION OF MODELS ACROSS DIFFERENT EXPERIMENTS

^a SOME SIGNALS WERE USED BUT WERE NOT DECLARED IN THE TOP MODULE

^b PRAGMAS WERE CORRECTLY USED TO PIPELINE AND UNROLL THE LOOPS AND TO PARTITION THE MEMORY

^c SUPERFLUOUS AND MEANINGLESS DIRECTIVES WERE USED.

^d PASS AFTER REMOVING SUPERFLUOUS INTERFACE DIRECTIVES.

^e SOME METHODS WERE DEFINES MORE THAN ONCE AND THERE WERE MISSING INCLUDES BUT AFTER SUCH MINOR CHANGES, THE CODE WAS COMPLETE.

^f INTERFACE TYPE CONVERSION BETWEEN INPUT/OUTPUT SIGNALS WERE NOT PROPERLY IMPLEMENTED.

^g THE SYNTAX WAS C++ BUT NOT HLS C++ SYNTAX.

^h WHILE THE DESIGN IS COMPLETE, IT IS A SIMPLIFIED DESIGN.

- [11] Z. Zhang, A. Zhang, M. Li, and A. Smola, "Automatic chain of thought prompting in large language models," *arXiv preprint arXiv:2210.03493*, 2022.
- [12] Z. Shi, S. Gao, X. Chen, L. Yan, H. Shi, D. Yin, Z. Chen, P. Ren, S. Verberne, and Z. Ren, "Learning to use tools via cooperative and interactive agents," *arXiv preprint arXiv:2403.03031*, 2024.
- [13] X. Guo, K. Huang, J. Liu, W. Fan, N. Vélez, Q. Wu, H. Wang, T. L. Griffiths, and M. Wang, "Embodied llm agents learn to cooperate in organized teams," *arXiv preprint arXiv:2403.12482*, 2024.
- [14] S. Abdelnabi, A. Gomaa, S. Sivaprasad, L. Schönherr, and M. Fritz, "Llm-deliberation: Evaluating llms with interactive multi-agent negotiation games," *arXiv preprint arXiv:2309.17234*, 2023.
- [15] Y. Gao, Y. Xiong, X. Gao, K. Jia, J. Pan, Y. Bi, Y. Dai, J. Sun, and H. Wang, "Retrieval-augmented generation for large language models: A survey," *arXiv preprint arXiv:2312.10997*, 2023.
- [16] Z. Levonian, C. Li, W. Zhu, A. Gade, O. Henkel, M.-E. Postle, and W. Xing, "Retrieval-augmented generation to improve math question-answering: Trade-offs between groundedness and human preference," *arXiv preprint arXiv:2310.03184*, 2023.
- [17] W. Ding, Y. Cao, D. Zhao, C. Xiao, and M. Pavone, "Realgen: Retrieval augmented generation for controllable traffic scenarios," *arXiv preprint arXiv:2312.13303*, 2023.