

# ENHANCING VISUAL-LANGUAGE MODALITY ALIGNMENT IN LARGE VISION LANGUAGE MODELS VIA SELF-IMPROVEMENT

A PREPRINT

Xiyao Wang<sup>1,3†,\*</sup>, Jiuhai Chen<sup>1</sup>, Zhaoyang Wang<sup>2</sup>, Yuhang Zhou<sup>1</sup>, Yiyang Zhou<sup>2</sup>  
Huaxiu Yao<sup>2</sup>, Tianyi Zhou<sup>1</sup>, Tom Goldstein<sup>1</sup>, Parminder Bhatia<sup>3</sup>, Furong Huang<sup>1‡</sup>, Cao Xiao<sup>3‡</sup>

<sup>1</sup>University of Maryland, College Park <sup>2</sup>UNC-Chapel Hill <sup>3</sup>GE Healthcare

<sup>†</sup>xywang@umd.edu <sup>‡</sup>Equal advising

## ABSTRACT

Large vision-language models (LVLMs) have achieved impressive results in various visual question-answering and reasoning tasks through vision instruction tuning on specific datasets. However, there is still significant room for improvement in the alignment between visual and language modalities. Previous methods to enhance this alignment typically require external models or data, heavily depending on their capabilities and quality, which inevitably sets an upper bound on performance. In this paper, we propose SIMA, a framework that enhances visual and language modality alignment through self-improvement, eliminating the needs for external models or data. SIMA leverages prompts from existing vision instruction tuning datasets to self-generate responses and employs an in-context self-critic mechanism to select response pairs for preference tuning. The key innovation is the introduction of three vision metrics during the in-context self-critic process, which can guide the LVLM in selecting responses that enhance image comprehension. Through experiments across 14 hallucination and comprehensive benchmarks, we demonstrate that SIMA not only improves model performance across all benchmarks but also achieves superior modality alignment, outperforming previous approaches.

## 1 Introduction

Large Language Models (LLMs) [4, 11, 36] have facilitated the development of Large Vision Language Models (LVLMs) through pre-training using image-text pairs [1, 39] or by fine-tuning on specialized vision instruction datasets [26, 27, 50]. Recent works [34, 45, 47] further enhance the alignment between vision and language by using preference tuning methods such as reinforcement learning from human feedback (RLHF) [30] and DPO [31]. Despite these advances, challenges persist in effectively aligning visual and language modalities. The existing alignment methods often rely heavily on the third-party AI model such as GPT4 [27] or GPT4-V [9], making it challenging to scale up the vision instruction dataset due to the significant costs in creating a large-scale instruction dataset. Notably, the scale of vision instruction datasets is much smaller than that of text-only instruction datasets, which often expand to several millions [12]. Additionally, as we fine-tune the LVLMs with distilled datasets from a third-party AI model, the significant distribution shift between the third-party AI model and the LVLM can introduce issues such as overlooking image details and the occurrence of hallucinations [47].

Addressing these two gaps, we propose the Self-Improvement Modality Alignment (SIMA), which aims to further improve the alignment between visual and language modalities within LVLMs through a self-improvement mechanism. In contrast to conventional methods that rely on external AI models for generating instruction datasets, SIMA utilizes the intrinsic capabilities of the model itself to generate responses. Moreover, instead of depending on external AI models for feedback [21] or reward model [34] to assess response quality, SIMA employs the model’s own judgments to evaluate the quality of responses. Specifically, SIMA contains three stages: response self-generation, in-context self-critic, and preference tuning. In the response self-generation stage, we sample prompts from LLAVA’s visual instruction tuning dataset and self-generate diverse responses. In the in-context self-critic stage, we provide a critic

\*The work is partially done during Xiyao Wang’s internship at GE Healthcare.

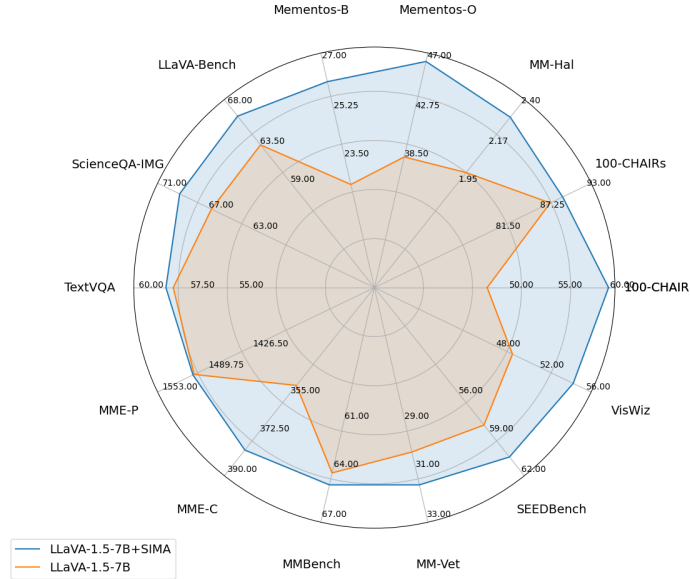


Figure 1: Performance comparison between our propose framework SIMA and LLaVA-1.5-7B on 14 hallucination and comprehensive benchmarks. After applying SIMA, LLAVA’s performance is improved significantly across all benchmarks, with an average performance increase of 7.5%.

prompt to the LVLM, allowing it to evaluate all self-generated responses and form preference pairs. Finally, we update the current LVLM using preference tuning.

The core part of SIMA is in-context self-critic. To ensure the LVLM correctly evaluates the self-generated responses and focuses on understanding the visual content of the image, we designed three visual critic metrics in the prompt to guide the LVLM: **Accuracy in Object Description**, **Accuracy in Depicting Relationships**, and **Accuracy in Describing Attributes**. We find that these three metrics significantly improve the accuracy of the LVLM’s evaluations. Additionally, we provide demonstrations in the critic prompt for in-context learning to ensure the quality and correct format of the output.

We apply our method with LLAVA-1.5-7B and evaluate it on 14 hallucination and comprehensive benchmarks. The experimental results show that SIMA not only mitigates hallucination in LLAVA but also improves its comprehension capabilities. As shown in Figure 1, our method outperforms LLAVA-1.5-7B across all 14 benchmarks, increasing the average performance by 7.5%. Besides, our method significantly outperforms other preference tuning methods that introduce external models and data.

**The contribution of this paper can be summarized as follows:** (1) We introduce Self-Improvement Modality Alignment SIMA, a framework designed to enhance the alignment between visual and language modalities in LVLMs. By employing a self-generating and in-context self-critic mechanism, SIMA eliminates the need for external AI model, making it highly scalable and easily deployable. (2) We propose using three visual critic metrics during the in-context self-critic stage to guide the LVLM in accurately evaluating responses. We find that this significantly improves the accuracy of the LVLM’s evaluations. (3) SIMA improves the performance of LLAVA-1.5-7B on 14 hallucination and comprehensive benchmarks, demonstrating the effectiveness of our proposed approach.

## 2 Modality Alignment Enhancement via Self-Improvement

In this section, we introduce the proposed **Modality Alignment enhancement Via Self-improvement (SIMA)** framework. SIMA is consisted of three stages: response self-generation, in-context self-critic, and preference tuning. We will first explain how to obtain self-generated response candidates in Sec 2.1, then discuss how to use model itself  $\pi_\theta$  to critique the response candidates in Sec 2.2. Finally, we will introduce how to use self-rewarded responses to update the  $\pi_\theta$  in Sec 2.3. The pseudo-code of SIMA is provided in Algorithm 1.

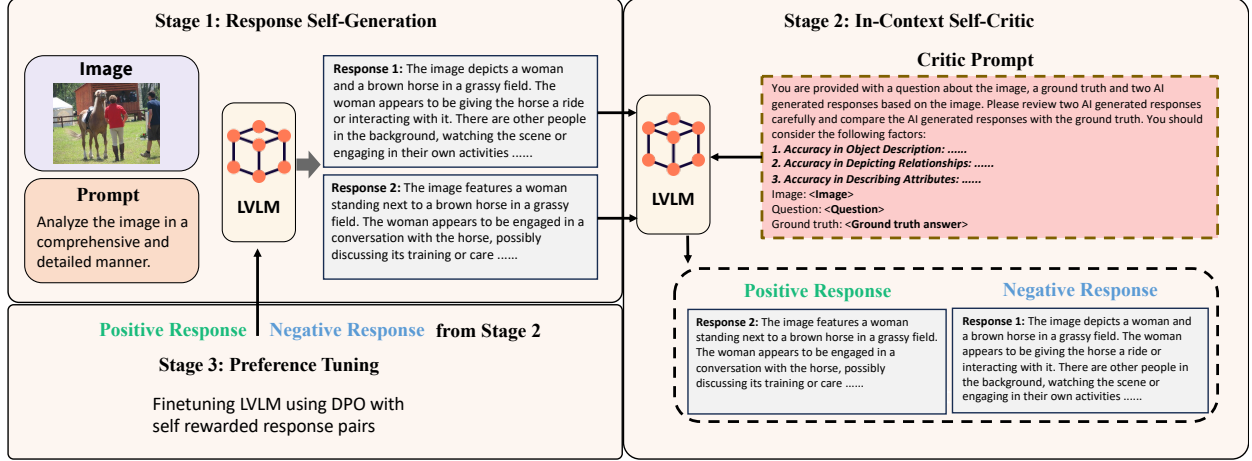


Figure 2: Flowchart of the SIMA framework. SIMA consists of three parts: Response Self-Generation, In-Context Self-Critic, and Preference Tuning.

### Algorithm 1 SIMA

**Require:** Prompt Dataset  $\{x_i, I_i\}_{i \in [N]}$ , Preference dataset  $\mathcal{D}_p = \{\}$ , Current optimized LVLM  $\pi_\theta$ , Reference model  $\pi_{ref}$ ,

- 1: **for**  $i = 1, \dots, N$  **do**
- 2:   *// Stage 1: Response self-generation*
- 3:   Generate one response using greedy decoding with  $\pi_\theta$ ,
- 4:   Generate one response using temperature sampling with  $\pi_\theta$ ,
- 5:   *// Stage 2: In-context self-critic*
- 6:   Criticizing two generated responses with  $\pi_\theta$ ,
- 7:   Add preference pair  $\{y_w, y_l\}$  into  $\mathcal{D}_p$ ,
- 8:   *// Stage 3: Preference tuning*
- 9: Update  $\pi_\theta$  using Eq 1 with  $\pi_{ref}$

## 2.1 Response self-generation

Previous works often require the introduction of external models to generate preference dataset to improve current LVLM [34, 47]. However, due to the significant distribution shift between the external models and the currently optimized LVLM, the generated dataset by these approaches may not be helpful to the LVLM. For example, a common method to obtain negative responses is to use external models to deliberately modify the ground truth and inject object hallucinations [47], while the hallucinations generated by external models do not necessarily indicate that the currently optimized model would produce. In this case, using such data for learning can not enhance LVLM.

Based on our goal to identify and correct the potential misunderstandings the current LVLM may have about images and improve the modality alignment, we propose using the currently optimized LVLM to self-generate responses. This approach avoids the potential distribution shift introduced by external models. As shown in Stage 1 of Figure 2, given an image and its corresponding prompt, we use the currently optimized model to generate two different response candidates for subsequent ranking and preference tuning. Specifically, the two responses are generated using **greedy decoding** and **temperature sampling** to ensure diversity between the responses.

## 2.2 In-context self-critic

The core part of SIMA is criticizing the self-generated responses without introducing an additional reward model. As shown in Stage 2 of Figure 2, we directly input the self-generated responses and the critic prompt into the currently optimized LVLM. The LVLM then selects the better response as the positive response and the other one as the negative response. The most critical part of this stage is designing an appropriate critic prompt, since the quality of the critic directly determines the performance of the LVLM optimized using the response pairs. If the worse response is selected as the positive response, it will harm the training of the LVLM.

Our critic prompt consists of the following parts:

- **Image, Question, and Ground Truth Response:** Unlike LLMs, which primarily focus on aspects such as the format, helpfulness, and harmlessness of the textual response, LVLMs primarily focus on the accuracy of the response’s understanding of the image content. This means there is a quantifiable accuracy metric to measure the quality of the response. Therefore, during in-context self-critic, we must provide the ground truth response as a reference to choose the positive response. It is worth noting that since the prompts used to generate responses are sampled from the training data of the visual instruction tuning stage, the corresponding ground truth responses have all been used for visual instruction tuning. Hence, using the ground truth in the in-context self-critic stage is reasonable.
- **Three critic metrics:** Although we provide the ground truth response as a reference, without proper guidance, the LVLM might still choose a response that aligns more with the ground truth in terms of output format or harmlessness rather than focusing on the accuracy of visual comprehension. Therefore, we propose three metrics to guide LVLM ranking, ensuring it select the positive response from the visual comprehension perspective. The three critic metrics are: **Accuracy in Object Description**, **Accuracy in Depicting Relationships**, and **Accuracy in Describing Attributes**.

Accuracy in Object Description aims to guide current LVLM in evaluating the accuracy of the descriptions concerning the objects mentioned in the ground truth answer. The responses should minimize the mention of objects not present in the ground truth answer and inaccuracies in the description of existing objects. Accuracy in Depicting Relationships considers how accurately the relationships between objects are described compared to the ground truth answer and aims to let LVLM rank higher the responses that least misrepresent these relationships. Accuracy in Describing Attributes assesses the accuracy in depicting objects’ attributes compared to the ground truth answer. The responses should avoid inaccuracies in describing the characteristics of the objects present.

- **Demonstrations:** To ensure the correct format of the ranking output, we also leverage in-context learning by providing two ranking demonstrations in the designed ranking prompt for the LVLM to imitate.

In Figure 3, we provide the structure of the critic prompt. For the detailed critic prompt, please refer to the Appendix A.

```

You are provided with a question about the image, a ground truth and two AI generated responses based on the image. \
Please review two AI generated responses carefully and compare the AI generated responses with the ground truth. \
You should consider the following factors: \
1. Accuracy in Object Description: Evaluate the accuracy of the descriptions concerning the objects mentioned in the ground truth answer. Responses should minimize \
the mention of objects not present in the ground truth answer, and inaccuracies in the description of existing objects. \
2. Accuracy in Depicting Relationships: Consider how accurately the relationships between objects are described compared to the ground truth answer. Rank higher the \
responses that least misrepresent these relationships. \
3. Accuracy in Describing Attributes: Assess the accuracy in the depiction of objects' attributes compared to the ground truth answer. Responses should avoid \
inaccuracies in describing the characteristics of the objects present. \
You need to choose one AI generated response better aligned with the ground truth. \
You must not choose the ground truth itself. \n\
The final output format is: The reason: <compare response 1 with the ground truth>. <compare response 2 with the ground truth>. \
The better AI generated response: [[<AI generated response number>]].\n\
Here are some examples: \n\
{Demonstration 1}\n\
{Demonstration 2}\n\
Question: [{}]\n\
Ground truth: [{}]\n\
AI generated response 1: [{}]\n\
AI generated response 2: [{}]\n\
ASSISTANT:\n

```

Figure 3: Critic prompt structure used for in-context self-critic.

### 2.3 Preference tuning

After obtaining the preference pairs through self-ranking, we use these preference pairs to perform preference tuning on the current LVLM. We choose direct preference optimization (DPO) [31] as the preference tuning method. The preference dataset is denoted as  $\mathcal{D}_p = \{(I, x, y_w, y_l)\}$ , where  $I$  is the image,  $x$  is the corresponding question,  $y_w$  is the positive response and  $y_l$  is the negative response, the DPO objective is defined as below:

$$\mathcal{L}_{DPO}(\pi_\theta; \pi_{\text{ref}}) = -\mathbb{E}_{(x, y_w, y_l) \sim \mathcal{D}} \left[ \log \sigma \left( \beta \log \frac{\pi_\theta(y_w|x, I)}{\pi_{\text{ref}}(y_w|x, I)} - \beta \log \frac{\pi_\theta(y_l|x, I)}{\pi_{\text{ref}}(y_l|x, I)} \right) \right], \quad (1)$$

where  $\pi_\theta$  is the current optimized LVLM and  $\pi_{\text{ref}}$  is the base reference model, both models are initialized with visual instruction tuning weights.  $\sigma$  is the logistic function.

### 3 Experiment

In this section, we conduct experiments and aim to answer the following questions: 1. How much does SIMA improve baseline performance? 2. How significant are the three ranking metrics in the ranking prompt?

#### 3.1 Benchmark evaluation

Table 1: Performance comparison between SIMA and other baselines on hallucination benchmarks

LVLMs	CHAIRs ↓	CHAIRi ↓	MM-Hal ↑	Mementos <sup>O</sup> ↑	Mementos <sup>B</sup> ↑
LLaVA-1.5-7B	50.8	11.7	2.04	39.29%	23.02%
+ RLHF	45.3	11.1	2.11	40.53%	22.71%
+ GT-DPO	47.3	11.2	2.00	43.67%	24.35%
+ HA-DPO	46.5	10.7	1.97	41.07%	23.58%
+ POVID	48.4	11.3	2.28	42.95%	23.84%
<b>+ SIMA (ours)</b>	<b>40.9</b>	<b>10.4</b>	<b>2.30</b>	<b>46.08%</b>	<b>26.03%</b>

Table 2: Performance comparison between SIMA and other baselines on comprehensive benchmarks

LVLMs	LLaVA <sup>W</sup> ↑	SQA <sup>I</sup> ↑	VQA <sup>T</sup> ↑	MME <sup>P</sup> ↑	MME <sup>C</sup> ↑	MMB ↑	MM-Vet ↑	SEED ↑	VisWiz ↑
BLIP-2	38.1	61.0	42.5	1293.8	290.0	-	22.4	46.4	19.6
InstructBLIP	60.9	60.5	50.1	1212.8	291.8	36.0	26.2	53.4	34.5
IDEFICS	45.0	-	25.9	1177.3	-	30.0	30.0	45.0	35.5
Qwen-VL-Chat	67.7	68.2	61.5	1487.6	360.7	60.6	47.3	58.2	38.9
mPLUG-Owl2	59.9	68.7	58.2	1450.2	313.2	64.5	36.2	57.8	54.5
LLaVA-1.5-7B	63.4	66.8	58.2	1506.4	355.7	64.3	30.5	58.6	50.0
+ RLHF	63.7	65.8	58.3	1508.2	360.2	60.4	31.1	60.0	52.2
+ GT-DPO	64.7	67.4	58.1	<b>1510.8</b>	365.0	64.6	31.2	60.4	53.8
+ HA-DPO	64.2	68.1	58.0	1507.2	362.3	63.9	30.9	60.2	53.9
+ POVID	65.3	69.2	58.1	1493.5	363.5	64.1	31.3	60.3	54.0
<b>+ SIMA (ours)</b>	<b>66.1</b>	<b>69.1</b>	<b>58.5</b>	1507.7	<b>379.3</b>	<b>64.9</b>	<b>31.6</b>	<b>60.6</b>	<b>54.4</b>

**Implementation details** Since LLaVA [27] is the most widely used open-source LVLM and following recent LVLM preference tuning studies [34, 47, 42, 40], we select LLaVA-1.5-7B [26] as the backbone model and apply SIMA on it. The prompts used to generate preference data are randomly sampled from two categories, ‘complex\_reasoning\_77k’ and ‘detail\_23k’, in LLaVA’s visual instruction tuning dataset, LLaVA-Instruct-150K, thus avoiding introducing additional data. We sample a total of 16k prompts. After obtaining the preference pairs, we finetune LLaVA with SIMA on this data using LoRA [19] for three epochs. All experiments are conducted on one A100 80GB GPU with 15 gpu hours for three epochs training.

**Baselines** For the baselines, we compare with three previous methods that use preference optimization to improve LVLM performance: LLaVA-RLHF [34], HA-DPO [45], and POVID [47]. LLaVA-RLHF trains a reward model by incorporating additional human-annotated preference data and then finetunes LLaVA using PPO. HA-DPO uses GPT to rewrite AI-generated responses for hallucination mitigation and data augmentation and then apply DPO to fine-tune the LVLM. POVID introduces GPT to inject hallucinations into the ground truth answers and add noise to images to induce hallucinations in the LVLM to obtain negative samples and also uses DPO to finetune the LVLM. These three methods are all based on LLaVA-1.5. Besides, we compare the method of using the ground truth answer as the positive sample and the LVLM-generated response as the negative sample for DPO finetuning, which we refer to as GT-DPO. We also report the performance of five other popular open-source LVLMs (BLIP-2 [23], InstructBLIP [14], IDEFICS [20], Qwen-VL-Chat [3], and mPLUG-Owl2 [41]) as a reference to demonstrate the superiority of our experimental results.

**Benchmarks** We select 14 hallucination and comprehensive benchmarks for evaluation. For the hallucination benchmark, we randomly sample 5000 images from the COCO [25] validation set and randomly pair them with 5 questions, resulting in 5000 <image, question> pairs. We then evaluate the object hallucination rate on these 5000 pairs using the CHAIR [32] metric, calculated as follows:

$$\text{CHAIR}_I = \frac{|\{\text{hallucinated objects}\}|}{|\{\text{all mentioned objects}\}|} \quad \text{CHAIR}_S = \frac{|\{\text{captions with hallucinated objects}\}|}{|\{\text{all captions}\}|}, \quad (2)$$

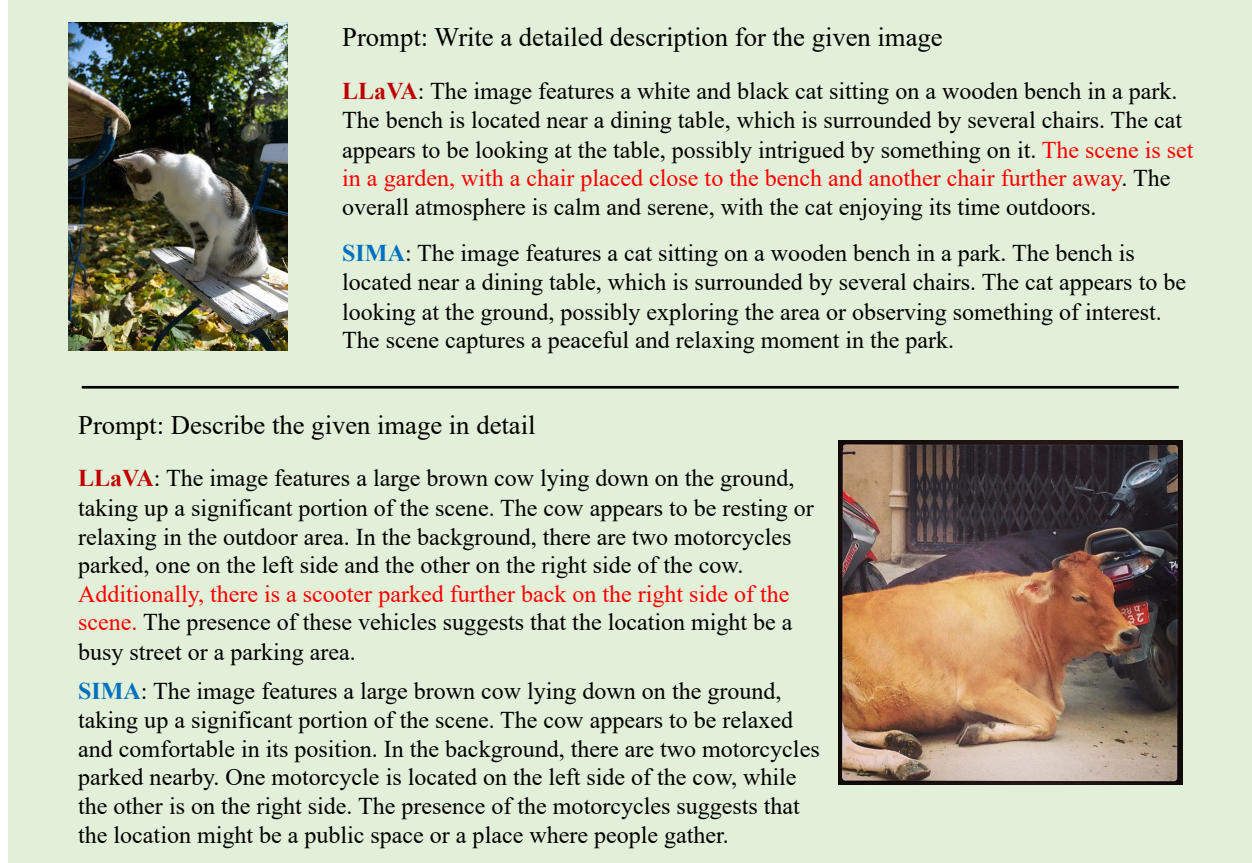


Figure 4: Examples to illustrate the effect of SIMA on LLaVA. SIMA is presented to be less hallucinated compared with LLaVA.

We also use MM-Hal [34] and Mementos [38] as benchmarks for evaluating hallucination. In Mementos, we use F1 score as the metric to assess the LLaVA’s object hallucination and behavior hallucination when understanding multi-image inputs. For the comprehensive benchmark, we select nine commonly used comprehensive benchmarks and general VQA tasks: LLaVA in the Wild [27], ScienceQA [29], TextVQA [33], MME Perception [17], MME Cognition [17], MMBench [28], MM-Vet [43], SeedBench [22], and VisWiz [18]. For details on these benchmarks, please refer to the Appendix.

**Experiment results (a) SIMA can significantly reduce hallucinations in LLaVA.** As shown in Table 1, SIMA significantly improves the performance of LLaVA-1.5-7B on five hallucination benchmarks. On the CHAIRs, CHAIRi, and Mementos-Object benchmarks, which test object hallucination, SIMA improves LLaVA’s performance by an average of 16.1%. On the MM-Hal benchmark, which uses GPT as an evaluator for a more comprehensive assessment of hallucinations, SIMA achieves a 12.7% performance improvement. Notably, despite our three critic metrics focusing primarily on object hallucination, SIMA also achieves the greatest improvement of 13.1% on the Mementos-Behavior benchmark, which tests behavior hallucination arising from understanding sequential image inputs. This improvement is significant because there is a correlation between object hallucination and behavior hallucination in sequential image understanding [38]; reducing object hallucination increases the likelihood of correctly inferring the corresponding behavior. **(b) SIMA also enhances the comprehension capabilities of LLaVA.** As shown in Table 2, on the nine comprehensive and VQA benchmarks, although the improvements are not as pronounced as on the hallucination benchmarks, SIMA still achieves an average improvement of 3.5% compared to LLaVA. This is superior to other preference tuning methods. Furthermore, compared to other open-source LLaVAs, SIMA significantly outperforms all except for Qwen-VL-Chat. Compared to Qwen-VL-Chat, we also demonstrate clear advantages on six benchmarks.

**Case study** In Figure 4, we compare the detailed captions generated from LLaVA and our method SIMA. For instance, in the above demonstration in Figure 4, LLaVA inaccurately describes the scene ‘with a chair close to the bench



and another chair further away’, details that are not present in the provided image, while SIMA accurately captures the details in images. Both demonstrations in Figure 4 indicate that SIMA is capable of generating more accurate descriptions with fewer hallucinations.

### 3.2 Importance of our critic metric

Table 3: The performance comparison between training LLaVA with preference pairs obtained using metric-inclusive and metric-free critic prompts in the in-context self-critic process.

	Hallucination Benchmark					Comprehensive Benchmark								
	CHAIRs	CHAIRi	MM-Hal	Mem <sup>O</sup>	Mem <sup>B</sup>	LLaVA <sup>W</sup>	SQA <sup>I</sup>	VQA <sup>T</sup>	MME <sup>P</sup>	MME <sup>C</sup>	MMB	MM-Vet	SEED	VisWiz
LLaVA-1.5-7B	50.8	11.7	2.04	39.29%	23.02%	63.4	66.8	58.2	1506.4	355.7	64.3	30.5	58.6	50.0
+ SIMA w/o etrics	41.5	10.8	2.12	41.55%	23.92%	63.3	68.9	58.3	1504.6	371.7	64.0	31.5	60.4	53.7
+ <b>SIMA</b> (ours)	40.9	10.4	2.30	46.08%	26.03%	66.1	69.1	58.5	1507.7	379.3	64.9	31.6	60.6	54.4

In this section, our main objective is to demonstrate the importance of the three critic metrics in the in-context self-critic stage through experiments and case studies. As in the experimental setup described in Section 3.1, the prompts used to generate response candidates are sampled from LLaVA’s visual instruction tuning dataset. After self-generating the response candidates, we keep these candidates unchanged and use LLaVA to evaluate them with both metric-inclusive and metric-free critic prompts, resulting in preference pairs that are then used to update the LLaVA. We test the performance of both methods on 14 benchmarks, with the results shown in Table 3. Upon comparison, we find that removing the critic metrics still improved performance compared to the original LLaVA, but there remained a significant gap compared to SIMA with metrics. This disparity is particularly notable in more challenging tasks like MM-Hal and Mementos, where the improvement from SIMA without critic metrics is quite limited.

We compare the evaluation results distribution of response candidates with and without using metrics, as shown in Figure 5. It can be seen that approximately 20% of the response candidates have inconsistent evaluations between the two methods. Additionally, we randomly sample 500 response candidates and evaluate them both manually by the authors of this paper and with GPT-4v. For human evaluation, we provide 500 response pairs and asked individuals to directly select the better one. For GPT-4v, we use the same critic prompt with metrics as SIMA for the evaluation. Comparing these evaluations with SIMA’s results in Table 4, we find that without the critic metrics, SIMA’s evaluations are only 78% consistent with human evaluations. After incorporating metrics, this consistency improved by 11.2% to 89.8%, which is very close to the evaluation results of GPT-4v and human.

In Figure 6, we also present an example of evaluation results with and without metrics. The example shows that after using the critic metrics, the SIMA’s evaluation is guided to focus more on the details of the visual content, leading to correct judgments. Therefore, based on the analysis and results above, it is evident that critic metrics are crucial for improving the accuracy of response evaluations during in-context self-critic.

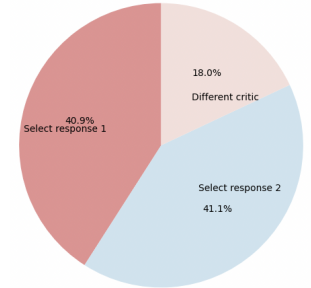


Figure 5: Comparison of critic results with and without critic metrics in SIMA.

Table 4: Comparison of response critic results with human judgment.

	Select 1	Select 2	Align w. human
Human	183	317	-
GPT-4v	198	302	95.6%
SIMA	215	285	89.8%
SIMA w/o metrics	246	254	78.2%

### 3.3 Ablation studies

In this section, we conduct ablation studies on SIMA from two aspects: the performance variation of SIMA under different training epochs and the impact of different decoding temperatures on performance when generating response candidates.

**Performance under different training epochs** Figure 7(a) shows the average performance of the model on benchmarks across different training epochs. For detailed performance on each benchmark, please refer to Table 5 in the Appendix B. We observe that the performance increase trend gradually slows down with more epochs. Specifically, the experimental results indicate that by epoch 3, the performance on most benchmarks does not improve compared to epoch 2, and even shows a decline on MME-perception.

**Different decoding temperatures** We also conduct an ablation study on the temperature used in temperature decoding during the response self-generation phase. The experimental results are shown in Figure 7(b). We find that as the temperature increases, the performance of SIMA also improves. We believe this is because, as the temperature increases,



Figure 6: An example of the critic results with and without using critic metrics in the in-context self-critic stage. The results show that after using metrics, the LVLM’s evaluation is more focused on the details of the visual content, leading to a correct judgment.

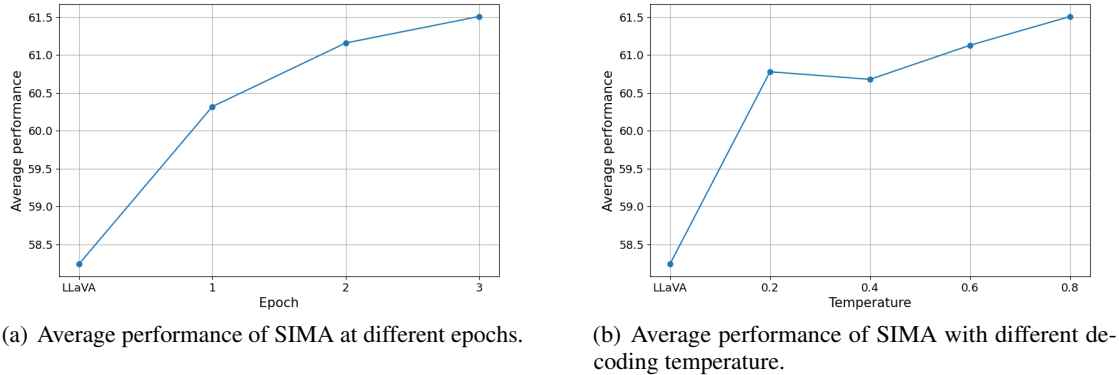


Figure 7: Ablation studies of SIMA.

the responses generated by LVLM become more diverse and are more likely to exhibit hallucination. This increases the distribution shift between the responses generated by greedy decoding and those generated with higher temperature, leading to better performance improvements for LVLM during the preference tuning phase.

## 4 Related Work

### 4.1 LVLMS

Large language models (LLMs) have significantly contributed to the advancement of large vision-language models (LVLMS) [27, 50] that combine a vision encoder and a language model backbone. Similarly with LLMs which



have shown remarkable progress via instruction tuning [35, 46, 15, 7, 49, 24], LVLMs such as LLaVA [27, 26] and ShareGPT4V [9] utilize GPT-4 and GPT-4V respectively to create various instruction datasets, thus enhancing the ability of LVLMs to comprehend and execute human instructions.

However, current LVLMs are still not perfectly aligned and often suffer from issues such as overlooking the images and producing hallucinations [47, 38, 13, 37, 48, 10]. These challenges lead to outputs that do not accurately or consistently represent the content of user-provided images [47, 38]. Such misalignments often result in outputs that fail to faithfully convey the visual information, which cannot be completely resolved by simply creating or expanding new instruction datasets from third-party AI models [27, 26, 9, 34, 5]. Therefore, our work is primarily centered on further improving the alignment between the vision and text modalities through self-generation, self-evaluation, and preference alignment.

## 4.2 Preference Alignment

Preference alignment [31, 2, 16, 8, 6] is a standard technique used in LLMs to enhance the model’s ability to follow instructions. InstructGPT [30] collects the datasets of ranking of model outputs and further finetune the model using reinforcement learning from human back (RLHF). DPO [31] offers a simple alternative to RLHF, utilizing a mapping between reward functions and optimal policies to demonstrate that the constrained reward maximization problem can be precisely optimized with a single stage of policy training, effectively addressing a classification problem based on human preference data. Additionally, IPO [2] and KTO [16] provide viable methods for using human preference datasets to enhance the instruction-following capability of LLMs. Self-rewarding [44] uses the language model itself to provide its own rewards during Iterative DPO training. However, preference alignment has primarily been explored in LLMs and has not achieved significant success in LVLMs, where the complexities of multimodality make the alignment process more challenging.

Although preference alignment in LVLMs has received less attention, recent research has shown promising developments. LLaVA-RLHF [34] applies RLHF to maximize rewards within LVLMs settings, but this method, involving rewards, policy, and value, is complex and often unstable. Instead, we utilize DPO, a simpler and more stable alternative to PPO, which achieves excellent outcomes. Additionally, POVID [47] generates dispreferred data from an AI model and uses the ground truth as the preferred data. In contrast to [47], which depends on third-party AI models for preference data, our experiments show that the model itself is capable of generating both preferred and dispreferred data.

## 5 Conclusion and Discussion

In this paper, we introduce the Self-Improvement Modality Alignment (SIMA) framework in enhancing the alignment between visual and language modalities in Large Vision Language Models (LVLMs). This is achieved through self-generated responses, evaluating them via in-context self-critic, and employing preference tuning. SIMA bypasses the need for the third-party AI model for data generation and response evaluation, making it more scalable and cost-effective. This approach not only improves the modality alignment but also significantly enhances the model’s comprehension abilities and reduces hallucinations across various benchmarks. SIMA outperforms existing models such as LLaVA across different benchmarks. One limitation of this paper is that the reliance on self-generated responses and self-critic inherently ties the SIMA’s performance to the current capabilities of LVLM and does not address the inherent potential biases caused by the vision instruction tuning dataset. In future work, we will further explore this issue.

## Acknowledgement

Wang, Zhou and Huang are supported by DARPA Transfer from Imprecise and Abstract Models to Autonomous Technologies (TIAMAT) 80321, National Science Foundation NSF-IIS-2147276 FAI, DOD-ONR-Office of Naval Research under award number N00014-22-1-2335, DOD-AFOSR-Air Force Office of Scientific Research under award number FA9550-23-1-0048, DOD-DARPA-Defense Advanced Research Projects Agency Guaranteeing AI Robustness against Deception (GARD) HR00112020007, Adobe, Capital One and JP Morgan faculty fellowships.

## References

- [1] Jean-Baptiste Alayrac, Jeff Donahue, Pauline Luc, Antoine Miech, Iain Barr, Yana Hasson, Karel Lenc, Arthur Mensch, Katherine Millican, Malcolm Reynolds, et al. Flamingo: a visual language model for few-shot learning. *Advances in neural information processing systems*, 35:23716–23736, 2022.
- [2] Mohammad Gheshlaghi Azar, Zhaohan Daniel Guo, Bilal Piot, Remi Munos, Mark Rowland, Michal Valko, and Daniele Calandriello. A general theoretical paradigm to understand learning from human preferences. In *International Conference on Artificial Intelligence and Statistics*, pages 4447–4455. PMLR, 2024.

- [3] Jinze Bai, Shuai Bai, Shusheng Yang, Shijie Wang, Sinan Tan, Peng Wang, Junyang Lin, Chang Zhou, and Jingren Zhou. Qwen-vl: A frontier large vision-language model with versatile abilities. arXiv preprint arXiv:2308.12966, 2023.
- [4] Tom Brown, Benjamin Mann, Nick Ryder, Melanie Subbiah, Jared D Kaplan, Prafulla Dhariwal, Arvind Nee-lakantan, Pranav Shyam, Girish Sastry, Amanda Askell, et al. Language models are few-shot learners. Advances in neural information processing systems, 33:1877–1901, 2020.
- [5] Jiuhai Chen, Lichang Chen, Heng Huang, and Tianyi Zhou. When do you need chain-of-thought prompting for chatgpt? arXiv preprint arXiv:2304.03262, 2023.
- [6] Jiuhai Chen, Lichang Chen, Chen Zhu, and Tianyi Zhou. How many demonstrations do you need for in-context learning? In Findings of the Association for Computational Linguistics: EMNLP 2023, pages 11149–11159, 2023.
- [7] Jiuhai Chen and Jonas Mueller. Automated data curation for robust language model fine-tuning. arXiv preprint arXiv:2403.12776, 2024.
- [8] Lichang Chen, Jiuhai Chen, Tom Goldstein, Heng Huang, and Tianyi Zhou. Instructzero: Efficient instruction optimization for black-box large language models. arXiv preprint arXiv:2306.03082, 2023.
- [9] Lin Chen, Jisong Li, Xiaoyi Dong, Pan Zhang, Conghui He, Jiaqi Wang, Feng Zhao, and Dahua Lin. Sharegpt4v: Improving large multi-modal models with better captions. arXiv preprint arXiv:2311.12793, 2023.
- [10] Zhaorun Chen, Zhuokai Zhao, Hongyin Luo, Huaxiu Yao, Bo Li, and Jiawei Zhou. Halc: Object hallucination reduction via adaptive focal-contrast decoding. arXiv preprint arXiv:2403.00425, 2024.
- [11] Aakanksha Chowdhery, Sharan Narang, Jacob Devlin, Maarten Bosma, Gaurav Mishra, Adam Roberts, Paul Barham, Hyung Won Chung, Charles Sutton, Sebastian Gehrmann, et al. Palm: Scaling language modeling with pathways. Journal of Machine Learning Research, 24(240):1–113, 2023.
- [12] Hyung Won Chung, Le Hou, Shayne Longpre, Barret Zoph, Yi Tay, William Fedus, Yunxuan Li, Xuezhi Wang, Mostafa Dehghani, Siddhartha Brahma, et al. Scaling instruction-finetuned language models. Journal of Machine Learning Research, 25(70):1–53, 2024.
- [13] Chenhang Cui, Yiyang Zhou, Xinyu Yang, Shirley Wu, Linjun Zhang, James Zou, and Huaxiu Yao. Holistic analysis of hallucination in gpt-4v (ision): Bias and interference challenges. arXiv preprint arXiv:2311.03287, 2023.
- [14] Wenliang Dai, Junnan Li, Dongxu Li, Anthony Meng Huat Tiong, Junqi Zhao, Weisheng Wang, Boyang Li, Pascale N Fung, and Steven Hoi. Instructblip: Towards general-purpose vision-language models with instruction tuning. Advances in Neural Information Processing Systems, 36, 2024.
- [15] Ning Ding, Yulin Chen, Bokai Xu, Yujia Qin, Zhi Zheng, Shengding Hu, Zhiyuan Liu, Maosong Sun, and Bowen Zhou. Enhancing chat language models by scaling high-quality instructional conversations. arXiv preprint arXiv:2305.14233, 2023.
- [16] Kawin Ethayarajh, Winnie Xu, Niklas Muennighoff, Dan Jurafsky, and Douwe Kiela. Kto: Model alignment as prospect theoretic optimization. arXiv preprint arXiv:2402.01306, 2024.
- [17] Chaoyou Fu, Peixian Chen, Yunhang Shen, Yulei Qin, Mengdan Zhang, Xu Lin, Jinrui Yang, Xiewu Zheng, Ke Li, Xing Sun, Yunsheng Wu, and Rongrong Ji. Mme: A comprehensive evaluation benchmark for multimodal large language models, 2024.
- [18] Danna Gurari, Qing Li, Abigale J Stangl, Anhong Guo, Chi Lin, Kristen Grauman, Jiebo Luo, and Jeffrey P Bigham. Vizwiz grand challenge: Answering visual questions from blind people. In Proceedings of the IEEE conference on computer vision and pattern recognition, pages 3608–3617, 2018.
- [19] Edward J Hu, Yelong Shen, Phillip Wallis, Zeyuan Allen-Zhu, Yuanzhi Li, Shean Wang, Lu Wang, and Weizhu Chen. Lora: Low-rank adaptation of large language models. arXiv preprint arXiv:2106.09685, 2021.
- [20] Hugo Laurençon, Lucile Saulnier, Léo Tronchon, Stas Bekman, Amanpreet Singh, Anton Lozhkov, Thomas Wang, Siddharth Karamcheti, Alexander Rush, Douwe Kiela, et al. Obelics: An open web-scale filtered dataset of interleaved image-text documents. Advances in Neural Information Processing Systems, 36, 2024.
- [21] Harrison Lee, Samrat Phatale, Hassan Mansoor, Kellie Lu, Thomas Mesnard, Colton Bishop, Victor Carbune, and Abhinav Rastogi. Rlaif: Scaling reinforcement learning from human feedback with ai feedback. arXiv preprint arXiv:2309.00267, 2023.
- [22] Bohao Li, Rui Wang, Guangzhi Wang, Yuying Ge, Yixiao Ge, and Ying Shan. Seed-bench: Benchmarking multimodal llms with generative comprehension. arXiv preprint arXiv:2307.16125, 2023.

- [23] Junnan Li, Dongxu Li, Silvio Savarese, and Steven Hoi. Blip-2: Bootstrapping language-image pre-training with frozen image encoders and large language models. In *International conference on machine learning*, pages 19730–19742. PMLR, 2023.
- [24] Percy Liang, Rishi Bommasani, Tony Lee, Dimitris Tsipras, Dilara Soylu, Michihiro Yasunaga, Yian Zhang, Deepak Narayanan, Yuhuai Wu, Ananya Kumar, et al. Holistic evaluation of language models. *arXiv preprint arXiv:2211.09110*, 2022.
- [25] Tsung-Yi Lin, Michael Maire, Serge Belongie, James Hays, Pietro Perona, Deva Ramanan, Piotr Dollár, and C Lawrence Zitnick. Microsoft coco: Common objects in context. In *Computer Vision—ECCV 2014: 13th European Conference, Zurich, Switzerland, September 6–12, 2014, Proceedings, Part V 13*, pages 740–755. Springer, 2014.
- [26] Haotian Liu, Chunyuan Li, Yuheng Li, and Yong Jae Lee. Improved baselines with visual instruction tuning. *arXiv preprint arXiv:2310.03744*, 2023.
- [27] Haotian Liu, Chunyuan Li, Qingyang Wu, and Yong Jae Lee. Visual instruction tuning. *Advances in neural information processing systems*, 36, 2024.
- [28] Yuan Liu, Haodong Duan, Yuanhan Zhang, Bo Li, Songyang Zhang, Wangbo Zhao, Yike Yuan, Jiaqi Wang, Conghui He, Ziwei Liu, et al. Mmbench: Is your multi-modal model an all-around player? *arXiv preprint arXiv:2307.06281*, 2023.
- [29] Pan Lu, Swaroop Mishra, Tanglin Xia, Liang Qiu, Kai-Wei Chang, Song-Chun Zhu, Oyvind Tafjord, Peter Clark, and Ashwin Kalyan. Learn to explain: Multimodal reasoning via thought chains for science question answering. *Advances in Neural Information Processing Systems*, 35:2507–2521, 2022.
- [30] Long Ouyang, Jeffrey Wu, Xu Jiang, Diogo Almeida, Carroll Wainwright, Pamela Mishkin, Chong Zhang, Sandhini Agarwal, Katarina Slama, Alex Ray, et al. Training language models to follow instructions with human feedback. *Advances in neural information processing systems*, 35:27730–27744, 2022.
- [31] Rafael Rafailov, Archit Sharma, Eric Mitchell, Christopher D Manning, Stefano Ermon, and Chelsea Finn. Direct preference optimization: Your language model is secretly a reward model. *Advances in Neural Information Processing Systems*, 36, 2024.
- [32] Anna Rohrbach, Lisa Anne Hendricks, Kaylee Burns, Trevor Darrell, and Kate Saenko. Object hallucination in image captioning. *arXiv preprint arXiv:1809.02156*, 2018.
- [33] Amanpreet Singh, Vivek Natarajan, Meet Shah, Yu Jiang, Xinlei Chen, Dhruv Batra, Devi Parikh, and Marcus Rohrbach. Towards vqa models that can read. In *Proceedings of the IEEE/CVF conference on computer vision and pattern recognition*, pages 8317–8326, 2019.
- [34] Zhiqing Sun, Sheng Shen, Shengcao Cao, Haotian Liu, Chunyuan Li, Yikang Shen, Chuang Gan, Liang-Yan Gui, Yu-Xiong Wang, Yiming Yang, et al. Aligning large multimodal models with factually augmented rlhf. *arXiv preprint arXiv:2309.14525*, 2023.
- [35] Rohan Taori, Ishaan Gulrajani, Tianyi Zhang, Yann Dubois, Xuechen Li, Carlos Guestrin, Percy Liang, and Tatsunori B. Hashimoto. Stanford alpaca: An instruction-following llama model. [https://github.com/tatsu-lab/stanford\\_alpaca](https://github.com/tatsu-lab/stanford_alpaca), 2023.
- [36] Hugo Touvron, Louis Martin, Kevin Stone, Peter Albert, Amjad Almahairi, Yasmine Babaei, Nikolay Bashlykov, Soumya Batra, Prajjwal Bhargava, Shruti Bhosale, et al. Llama 2: Open foundation and fine-tuned chat models. *arXiv preprint arXiv:2307.09288*, 2023.
- [37] Haoqin Tu, Chenhang Cui, Zijun Wang, Yiyang Zhou, Bingchen Zhao, Junlin Han, Wangchunshu Zhou, Huaxiu Yao, and Cihang Xie. How many unicorns are in this image? a safety evaluation benchmark for vision llms. *arXiv preprint arXiv:2311.16101*, 2023.
- [38] Xiyao Wang, Yuhang Zhou, Xiaoyu Liu, Hongjin Lu, Yuancheng Xu, Feihong He, Jaehong Yoon, Taixi Lu, Gedas Bertasius, Mohit Bansal, et al. Mementos: A comprehensive benchmark for multimodal large language model reasoning over image sequences. *arXiv preprint arXiv:2401.10529*, 2024.
- [39] Bin Xiao, Haiping Wu, Weijian Xu, Xiyang Dai, Houdong Hu, Yumao Lu, Michael Zeng, Ce Liu, and Lu Yuan. Florence-2: Advancing a unified representation for a variety of vision tasks. *arXiv preprint arXiv:2311.06242*, 2023.
- [40] Wenyi Xiao, Ziwei Huang, Leilei Gan, Wanggui He, Haoyuan Li, Zhelun Yu, Hao Jiang, Fei Wu, and Linchao Zhu. Detecting and mitigating hallucination in large vision language models via fine-grained ai feedback. *arXiv preprint arXiv:2404.14233*, 2024.

- [41] Qinghao Ye, Haiyang Xu, Jiabo Ye, Ming Yan, Haowei Liu, Qi Qian, Ji Zhang, Fei Huang, and Jingren Zhou. mplug-owl2: Revolutionizing multi-modal large language model with modality collaboration. [arXiv preprint arXiv:2311.04257](#), 2023.
- [42] Tianyu Yu, Yuan Yao, Haoye Zhang, Taiwen He, Yifeng Han, Ganqu Cui, Jinyi Hu, Zhiyuan Liu, Hai-Tao Zheng, Maosong Sun, et al. Rlhf-v: Towards trustworthy mllms via behavior alignment from fine-grained correctional human feedback. [arXiv preprint arXiv:2312.00849](#), 2023.
- [43] Weihao Yu, Zhengyuan Yang, Linjie Li, Jianfeng Wang, Kevin Lin, Zicheng Liu, Xinchao Wang, and Lijuan Wang. Mm-vet: Evaluating large multimodal models for integrated capabilities. [arXiv preprint arXiv:2308.02490](#), 2023.
- [44] Weizhe Yuan, Richard Yuanzhe Pang, Kyunghyun Cho, Sainbayar Sukhbaatar, Jing Xu, and Jason Weston. Self-rewarding language models. [arXiv preprint arXiv:2401.10020](#), 2024.
- [45] Zhiyuan Zhao, Bin Wang, Linke Ouyang, Xiaoyi Dong, Jiaqi Wang, and Conghui He. Beyond hallucinations: Enhancing lvlms through hallucination-aware direct preference optimization. [arXiv preprint arXiv:2311.16839](#), 2023.
- [46] Lianmin Zheng, Wei-Lin Chiang, Ying Sheng, Siyuan Zhuang, Zhanghao Wu, Yonghao Zhuang, Zi Lin, Zhuohan Li, Dacheng Li, Eric. P Xing, Hao Zhang, Joseph E. Gonzalez, and Ion Stoica. Judging llm-as-a-judge with mt-bench and chatbot arena, 2023.
- [47] Yiyang Zhou, Chenhang Cui, Rafael Rafailov, Chelsea Finn, and Huaxiu Yao. Aligning modalities in vision large language models via preference fine-tuning. [arXiv preprint arXiv:2402.11411](#), 2024.
- [48] Yiyang Zhou, Chenhang Cui, Jaehong Yoon, Linjun Zhang, Zhun Deng, Chelsea Finn, Mohit Bansal, and Huaxiu Yao. Analyzing and mitigating object hallucination in large vision-language models. [arXiv preprint arXiv:2310.00754](#), 2023.
- [49] Yuhang Zhou, Paiheng Xu, Xiaoyu Liu, Bang An, Wei Ai, and Furong Huang. Explore spurious correlations at the concept level in language models for text classification. [arXiv preprint arXiv:2311.08648](#), 2023.
- [50] Deyao Zhu, Jun Chen, Xiaoqian Shen, Xiang Li, and Mohamed Elhoseiny. Minigpt-4: Enhancing vision-language understanding with advanced large language models. [arXiv preprint arXiv:2304.10592](#), 2023.

## A Detailed ranking prompt

You are provided with a question about the image, a ground truth and two AI generated responses based on the image. \

Please review two AI generated responses carefully and compare the AI generated responses with the ground truth. \

You should consider the following factors: \

1. Accuracy in Object Description: Evaluate the accuracy of the descriptions concerning the objects mentioned in the ground truth answer. Responses should minimize the mention of objects not present in the ground truth answer, and inaccuracies in the description of existing objects. \
2. Accuracy in Depicting Relationships: Consider how accurately the relationships between objects are described compared to the ground truth answer. Rank higher the responses that least misrepresent these relationships. \
3. Accuracy in Describing Attributes: Assess the accuracy in the depiction of objects' attributes compared to the ground truth answer. Responses should avoid inaccuracies in describing the characteristics of the objects present. \

You need to choose one AI generated response better aligned with the ground truth. \

You must not choose the ground truth itself. \n

The final output format is: The reason: <compare response 1 with the ground truth>. <compare response 2 with the ground truth>. \

The better AI generated response: [[<AI generated response number>]]. \n

Here are some examples: \n

Question: [Analyze the image in a comprehensive and detailed manner.] \n

Ground truth: [The image depicts a large horse standing in a field, accompanied by two main individuals. One person, dressed in English-style riding pants and boots, is standing close to the horse, while the other is further back to the right. There are several other people in the backdrop, making the scene appear lively and social. A potted plant can also be found towards the right side of the image, adding a touch of greenery to the scene.] \n

AI generated response 1: [The image features a woman standing next to a brown horse in a grassy field. The woman appears to be engaged in a conversation with the horse, possibly discussing its training or care. There are several other people in the background, some of whom might be observing the interaction between the woman and the horse. In addition to the people and the horse, there are two potted plants visible in the scene, one located near the left edge of the image and the other towards the right side. A book can also be seen on the ground, possibly belonging to one of the people present in the field.] \n

AI generated response 2: [The image features a woman standing next to a brown horse in a grassy field. The woman appears to be engaged in a conversation with the horse, possibly discussing its training or care. The horse is wearing a bridle, indicating that it is well-trained and responsive to commands. In the background, there are several other people present, possibly observing the interaction between the woman and the horse or engaging in their own activities. The scene captures a moment of connection between the woman and the horse, showcasing the bond between humans and animals.] \n

ASSISTANT: \n

The reason: AI generated response 1 incorrectly mentions two potted plants and a book on the ground, none of which are described in the ground truth. There's only one potted plant mentioned in the ground truth, and no book is noted. AI generated response 2 does not mention the potted plants or a book, thus avoiding the inaccuracies present in response 1. \

The better AI generated response: [[2]]. \n \n

Question: [What could be a possible reason for the man wearing a number one on his chest while riding the horse?] \n

Ground truth: [While riding the chestnut-colored horse in the competition, such as a polo match or equestrian event, the man is wearing a number one on his chest to identify his team or individual position. In these types of events, each participant or team member is assigned a unique number for easy identification and tracking during the competition. This allows organizers and spectators to differentiate between participants and teams, helping them follow the progress and performance of each individual or team member throughout the event.] \n

AI generated response 1: [A possible reason for the man wearing a number one on his chest while riding the horse could be that he is participating in a competition or event. In such events, riders often wear numbers to identify themselves and their horses. The number one on his chest might indicate that he is the first rider in the competition or event, or it could simply be a unique identifier assigned to him by the organizers.] \n

AI generated response 2: [A possible reason for the man wearing a number one on his chest while riding the horse could be that he is participating in a competitive event, such as a horse show, equestrian competition, or even a casual game with friends. In such events, participants often wear numbers to identify themselves and keep track of their performance, placing in the competition, or personal achievements. The number one on his chest could indicate that he is the top-ranked participant, or he is simply using it to distinguish himself from the other competitors.] \n

ASSISTANT: \n

The reason: AI generated response 2 includes additional speculation about the man being the top-ranked participant or using the number to distinguish himself, which is not mentioned in the ground truth. It also suggests that the event could be a casual game with friends, which is not supported by the ground truth focusing on a competitive context. AI generated response 1 is more aligned with the ground truth as it strictly suggests participation in a competition or event and does not add unrelated possibilities. Both responses mention the use of numbers for identification, which aligns with the ground truth. \

The better AI generated response: [[1]]. \n \n

Question: [{}]\n

Ground truth: [{}]\n

AI generated response 1: [{}]\n

AI generated response 2: [{}]\n

ASSISTANT: \n

Figure 8: Critic prompt used for in-context self-critic.

## B Detailed ablation studies

Table 5: Performance of different epochs.

	Hallucination Benchmark					Comprehensive Benchmark								
	CHAIRs	CHAIRi	MM-Hal	Mem <sup>O</sup>	Mem <sup>B</sup>	LLaVA <sup>W</sup>	SQA <sup>I</sup>	VQA <sup>T</sup>	MME <sup>P</sup>	MME <sup>C</sup>	MMB	MM-Vet	SEED	VisWiz
LLaVA-1.5-7B	50.8	11.7	2.04	39.29%	23.02%	63.4	66.8	58.2	1506.4	355.7	64.3	30.5	58.6	50.0
Epoch 1	43.9	10.8	2.17	42.39%	23.88%	65.3	68.9	58.2	1511.9	369.6	64.9	30.5	60.1	53.7
Epoch 2	41.6	10.4	2.28	45.71%	24.93%	66.1	69.2	58.2	1514.8	371.8	65.0	31.5	60.4	54.0
Epoch 3	40.9	10.4	2.30	46.08%	26.03%	66.1	69.1	58.5	1507.7	379.3	64.9	31.6	60.6	54.4

Table 6: Performance of different decoding temperature.

	Hallucination Benchmark					Comprehensive Benchmark								
	CHAIRs	CHAIRi	MM-Hal	Mem <sup>O</sup>	Mem <sup>B</sup>	LLaVA <sup>W</sup>	SQA <sup>I</sup>	VQA <sup>T</sup>	MME <sup>P</sup>	MME <sup>C</sup>	MMB	MM-Vet	SEED	VisWiz
T=0.2	40.2	10.1	2.11	45.42%	24.99%	65.2	68.5	58.3	1505.0	371.8	64.7	31.1	60.1	53.7
T=0.4	40.7	10.2	2.19	45.93%	25.37%	64.9	68.9	58.3	1506.4	355.7	65.0	31.1	60.3	53.8
T=0.6	40.9	10.3	2.23	45.71%	25.61%	65.7	69.2	58.2	1504.8	371.8	64.9	31.3	60.3	54.1
T=0.8	40.9	10.4	2.30	46.08%	26.03%	66.1	69.1	58.5	1507.7	379.3	64.9	31.6	60.6	54.4

## C Benchmark details

**LLaVA<sup>W</sup>** is an extensive benchmark for assessing visual reasoning models. It includes 24 varied images accompanied by a total of 60 questions, encompassing scenarios from indoor and outdoor settings to abstract art.

**ScienceQA** is a multi-modal benchmark designed to evaluate and diagnose the multi-hop reasoning capabilities and interpretability of artificial intelligence systems in science. It provides an extensive data set of approximately 21,000 multiple-choice questions covering a wide range of scientific topics, supported by detailed answer notes, relevant lectures and explanations.

**TextVQA** is a dataset that benchmarks visual reasoning based on text in images. TextVQA requires models to read and reason about text in images to answer questions about them. Specifically, the model needs to incorporate a new form of text into the image and reason about it to answer the TextVQA question.

**MME** serves as a comprehensive benchmark for evaluating the capabilities of LVLMs in multimodal tasks. It evaluates models systematically across two main dimensions: perception and cognition, using 14 carefully designed subtasks that test the models’ interpretative and analytical abilities.

**MMBench** introduces a two-pronged approach: a carefully curated dataset that significantly expands the scope and diversity of evaluation questions, and a groundbreaking CircularEval strategy that leverages ChatGPT to transform free-form predictions for structured choices.

**MM-Vet** is an evaluation benchmark specially designed to evaluate the multi-faceted capabilities of LVLM. It systematically builds complex multimodal tasks into 16 different ensembles derived from combinations of 6 core visual language features, providing granular analysis of model performance across different question types and answer styles.

**SEEDBench** is intended to rigorously assess the generative comprehension capabilities of LVLMs. It includes a comprehensive dataset of 19K multiple-choice questions with accurate human annotations, spanning 12 distinct evaluation dimensions that test both spatial and temporal understanding across image and video modalities.

**VizWiz** is a dataset in the field of visual question answering (VQA) derived from a naturalistic setting containing over 31,000 visual questions. It features a goal-oriented approach, featuring images taken by blind people, accompanied by their verbal queries, and crowdsourced answers.

## D Hyperparameters

In this section, we provide the hyperparameters used during training, as well as the GPT version utilized during evaluation, as shown in Table 7.

Table 7: Hyperparameters of SIMA during training and evaluation.

Parameter	Value
lora r	128
lora alpha	256
mm projector lr	2e-5
learning rate	1e-7
model max length	2048
batch size	1
decoding temperature	0.8
GPT api version (Eval)	gpt-4-turbo

## E Broader Impacts

To the best of our knowledge, we are the first to apply self-rewarding in LVLMs. This approach avoids the introduction of external models and data, enhancing the alignment between visual and language modalities through the model itself. This significantly reduces hallucinations and improves reasoning capabilities, greatly increasing the reliability of LVLMs.



From a societal impact perspective, while SIMA has made substantial progress, it has not entirely eliminated potential risks within LVLMs. For example, reliance on self-generated and self-critic data may unintentionally reinforce biases caused by distribution shifts in the training data. Therefore, despite SIMA’s significant advancements, it is crucial to implement ethical guidelines and safeguards to mitigate these risks and ensure responsible use of this technology.