

*A Neurosymbolic Framework for Bias Correction in Convolutional Neural Networks**

PARTH PADALKAR

The University of Texas at Dallas

NATALIA ŚLUSARZ

Heriot-Watt University

EKATERINA KOMENDANTSKAYA

Southampton University, Heriot-Watt University

GOPAL GUPTA

The University of Texas at Dallas

submitted 13 05 2024; revised 18 07 2024

Abstract

Recent efforts in interpreting Convolutional Neural Networks (CNNs) focus on translating the activation of CNN filters into a stratified Answer Set Program (ASP) rule-sets. The CNN filters are known to capture high-level image concepts, thus the predicates in the rule-set are mapped to the concept that their corresponding filter represents. Hence, the rule-set exemplifies the decision-making process of the CNN w.r.t the concepts that it learns for any image classification task. These rule-sets help understand the biases in CNNs, although correcting the biases remains a challenge. We introduce a neurosymbolic framework called NeSyBiCor for bias correction in a trained CNN. Given symbolic concepts, as ASP constraints, that the CNN is biased towards, we convert the concepts to their corresponding vector representations. Then, the CNN is retrained using our novel semantic similarity loss that pushes the filters away from (or towards) learning the desired/undesired concepts. The final ASP rule-set obtained after retraining, satisfies the constraints to a high degree, thus showing the revision in the knowledge of the CNN. We demonstrate that our NeSyBiCor framework successfully corrects the biases of CNNs trained with subsets of classes from the *Places* dataset while sacrificing minimal accuracy and improving interpretability.

KEYWORDS: Neurosymbolic AI, CNN, semantic loss, ASP, XAI, Representation Learning

1 Introduction

Deep learning models, particularly those designed for vision-based tasks such as image classification, have proliferated across various domains, demonstrating remarkable performance in discerning intricate patterns in visual data. However, this widespread adoption

* This work was supported by US NSF Grant IIS 1910131, US DoD, industry grants, EPSRC grant EP/T026952/1, *AISEC: AI Secure and Explainable by Construction* and the EPSRC DTP Scholarship for N. Ślusarz. We thank the members of the ALPS lab at UT Dallas for insightful discussions. We are grateful to the anonymous reviewers for their insightful comments and suggestions for improvement. Competing interests: The author(s) declare none

comes with a caveat—these models are inherently susceptible to biases present in the training data (Buhrmester et al. (2021)).

One infamous illustration of this bias is exemplified by the “wolf in the snow” problem (Ribeiro et al. (2016)), where convolutional neural networks (CNNs) erroneously identify a husky as a wolf due to the presence of snow in the background. This happened because they learnt to associate ‘snow’ with ‘wolf’ based on the training data. This vulnerability to undesirable bias becomes particularly significant when these models are used in high-stakes settings such as disease diagnosis (Müezzinoğlu et al. (2023)) and autonomous vehicle operation (Barea et al. (2019)). In such scenarios, the consequences could be dire if, for example, a model incorrectly identifies a malignant condition as benign, or erroneously suggests it is safe to switch lanes into oncoming traffic due to misleading patterns in the training data. Such instances underscore the urgent need to address the bias-correction in CNNs to ensure their reliability and fairness in real-world applications.

Recent works have shown that it is possible to obtain the knowledge of a trained CNN in the form of a symbolic rule-set, more specifically as a stratified Answer Set Program (Padalkar et al. (2024b;c)). The authors proposed a framework called NeSyFOLD, wherein the activation of filters in the final convolutional layer of the CNN serves as the truth value of predicates in the generated rule-set, offering valuable insights into the concepts learnt by the model and their relation to the target class to be predicted. The filters in the CNN are $n \times n$ real-valued matrices. These matrices capture the representation of various concepts in the images. The predicates are labelled as the concept(s) that their corresponding filters learn to identify in the images. Fig. 1 illustrates the NeSyFOLD framework and the final rule-set that is generated for a train set containing images of the ‘bathroom’, ‘bedroom’ and ‘kitchen’ classes.

It is easy to scrutinize the rule-set generated by NeSyFOLD and find the biases that the CNN develops towards each class. The CNN’s filters, during training, learn the most appropriate concepts that would easily distinguish between the different classes of images in the train set. To a human, a distinction made based on concepts found by the CNN may be counter-intuitive. Moreover, the concepts learned may only be adequate for differentiating between the classes of images present in the current train set. Frequently, these concepts might not suffice for accurately classifying images of the same class sourced differently, where key patterns in the images may vary. For instance, images from the new source might be captured from a different angle, at a different time of day, or under varying weather conditions. Hence, a human with adequate domain knowledge can identify the biases that are ‘undesired’ or ‘desired’ such that after retraining, the model becomes more robust to differently sourced data. An example of this could be a doctor identifying the concepts that appear in the generated rule-set, that are positively linked to the target class ‘malignant’ and then suggesting the undesired and desired concepts. Those concepts if unlearned/learned by the CNN filters can improve the performance of the CNN on classifying images from different sources when deployed.

We introduce the NeSyBiCor (Neuro-Symbolic Bias Correction) framework, to aid in correcting pre-identified biases of the CNN. The ASP rule-set generated by NeSyFOLD, from the bias-corrected CNN serves to validate the effectiveness of the framework. The pre-identified biases are presented as semantic constraints based on concepts that should and should not be used to predict the class of an image. These concepts can be selected by scrutinizing the rule-set generated by NeSyFOLD. We map the undesirable/desirable

semantic concepts to their corresponding vector representations learnt by the filters. Next, we retrain the CNN with a novel semantic similarity loss function which is a core component of our framework. The loss function is designed to minimize the similarity of the representations learnt by the filters with the undesirable concepts and maximize the similarity to the desirable ones. Once the retraining is complete, we use the NeSyFOLD framework again to extract the refined rule-set. Hence, our approach provides a way to refine a given ASP rule-set subject to some semantic constraints.

To summarize, our contributions are as follows:

1. We propose a novel framework, NeSyBiCor, for targeted bias correction in a CNN.
2. We introduce a semantic similarity loss for penalizing/reinforcing filters that learn undesirable/desirable concept representations.
3. We evaluate the framework on subsets of the Places (Zhou et al. (2017a)) dataset.

2 Background

2.1 Convolutional Neural Networks

Convolutional Neural Networks (CNNs) are a sub-category of neural networks (NNs) well suited to pattern recognition in visual data first introduced by LeCun et al. (1989). Their distinctive feature is the presence of *convolutional layers* which employ learnable filters (also called kernels) to extract spatial hierarchies of features from input data. These filters are designed to detect specific features, such as edges or textures, by applying a mathematical operation called convolution. This operation involves sliding the filter over the image and computing the dot product of the filter values and the original pixel values in the image. The result of this process is a feature map, which is a new representation of the image emphasizing the detected features. Each filter in a layer can produce a distinct feature map, collectively forming a complex representation of the input that assists the network in learning to classify images or recognize patterns efficiently. It has been shown that when a CNN is trained with images, the filters in its convolutional layers learn specific patterns. Moreover, the last layer filters learn to recognize high-level features such as objects or object parts. This has been used to increase the explainability of CNNs via analysis of the types of emergent patterns and the relations between them (Zhang et al. (2018; 2017a)). In this work, we build upon the line of research where CNN filters are used as symbolic atoms/predicates in a rule-set for image classification (Townsend et al. (2021); Padalkar et al. (2024b;c)).

2.2 FOLD-SE-M and NeSyFOLD

FOLD-SE-M: Default logic is a non-monotonic logic used to formalize commonsense reasoning. A default D is expressed as:

$$D = \frac{A : \mathbf{MB}}{\Gamma} \quad (1)$$

Equation 1 states that the conclusion Γ can be inferred if pre-requisite A holds and B is justified. \mathbf{MB} stands for “it is consistent to believe B ”. Normal logic programs can

encode a default theory quite elegantly (Gelfond and Kahl (2014)). A default of the form:

$$\frac{\alpha_1 \wedge \alpha_2 \wedge \dots \wedge \alpha_n : \mathbf{M}\neg\beta_1, \mathbf{M}\neg\beta_2 \dots \mathbf{M}\neg\beta_m}{\gamma}$$

can be formalized as the normal logic programming rule:

$$\gamma :- \alpha_1, \alpha_2, \dots, \alpha_n, \mathbf{not} \beta_1, \mathbf{not} \beta_2, \dots, \mathbf{not} \beta_m.$$

where α 's and β 's are positive predicates and **not** represents negation-as-failure. We call such rules *default rules*. Thus, the default

$$\frac{bird(X) : \mathbf{M}\neg penguin(X)}{flies(X)}$$

will be represented as the following default rule in normal logic programming:

$$flies(X) :- bird(X), \mathbf{not} penguin(X).$$

We call **bird(X)**, the condition that allows us to jump to the default conclusion that **X** flies, the *default part* of the rule, and **not penguin(X)** the *exception part* of the rule.

FOLD-SE-M (Wang and Gupta (2024)) is a Rule Based Machine Learning (RBML) algorithm. It generates a rule-set from tabular data, comprising rules in the form described above. The complete rule-set can be viewed as a stratified answer set program (a stratified ASP rule-set has no cycles through negation (Baral (2003))). It uses special **abx** predicates to represent the exception part of a rule where **x** is a unique numerical identifier. FOLD-SE-M incrementally generates literals for *default rules* that cover positive examples while avoiding covering negative examples. It then swaps the positive and negative examples and calls itself recursively to learn exceptions to the default when there are still negative examples falsely covered.

There are 2 tunable hyperparameters, *ratio*, and *tail*. The *ratio* controls the upper bound on the number of false positives to the number of true positives implied by the default part of a rule. The *tail* controls the limit of the minimum number of training examples a rule can cover.

NeSyFOLD: Padalkar et al. (2024b) introduced a neurosymbolic framework called NeSyFOLD to extract a symbolic rule-set in the form of a stratified Answer Set Program from the last layer filters of a CNN. Fig. 1 illustrates the NeSyFOLD framework.

Binarization of filter outputs: For each image, the output feature maps of the last layer filters in the CNN are collected and stored. Next, the norms of the feature maps are computed. A norm of a matrix here is simply adding the squared values of each element in the matrix and taking a square root of the output. Eq. 2 depicts this operation for the feature map produced by the k^{th} filter for the i^{th} image. This creates a table of norms of dimensions equal to *no. of images* \times *no. of filters*. Finally, these norm values for each filter are treated as the filter's activation value and a weighted sum of the mean and standard deviation (Eq. 3) of these values over all the rows (images) in the table determines the threshold of activation for each filter. α and γ are hyperparameters in Eq. 3 and n is the number of images in the train-set. θ_k is the threshold for the k^{th} filter. This threshold is used to binarize each value. This creates a binarized vector representation of the image with a dimension equal to the number of filters in the last layer. Such vectors are computed for all images in the training set and collected in a binarization table (Fig.1 top-right). Next, the FOLD-SE-M algorithm takes the binarization table as input and

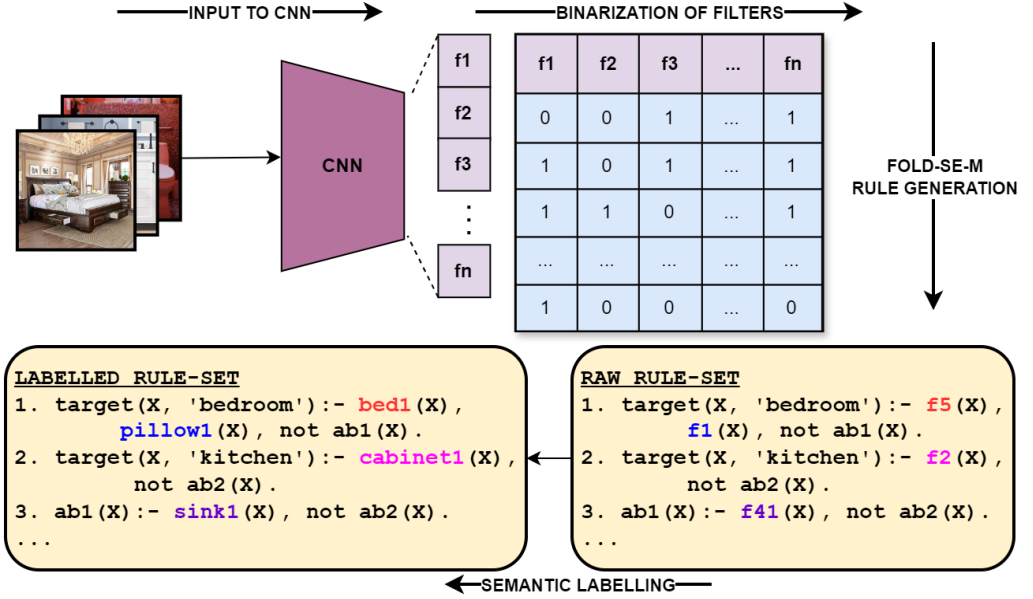


Fig. 1. The NeSyFOLD Framework

outputs a raw rule-set (Fig. 1 bottom-right) wherein each predicate represents a filter in the CNN's last layer. The truth value of each predicate is determined by the binarized activation of the corresponding filter in the CNN when classifying a new image using the rule-set.

$$a_{i,k} = \|A_{i,k}\|_2 \quad (2)$$

$$\theta_k = \alpha \cdot \overline{a_k} + \gamma \sqrt{\frac{1}{n} \sum (a_{i,k} - \overline{a_k})^2} \quad (3)$$

Note that in the scope of our work, the abx/1 predicates (e.g. $\text{ab1}(X)$, $\text{ab2}(X)$, etc.) do not carry inherent semantic meaning but are crucial for the structural integrity and compact representation of the rule-sets generated. Each abx/1 predicate is found in the head of precisely one rule, and the corresponding rule body may contain semantically meaningful predicates linked to CNN filters or other auxiliary predicates. In essence, each abx/1 predicate in the rule-sets can be represented through a combination of conjunctions and disjunctions of predicates that possess semantic significance and are connected to the CNN's filters. They are essential in simplifying the structure of the rule-sets.

Semantic labelling of predicates: Semantic segmentation masks of the images are used to map each filter to a set of concepts that it represents and thus the predicates in the rule-set can be given a semantic meaning. These semantic segmentation masks can be human annotated or those generated by using large foundation models such as SegGPT (Wang et al. (2023)) or RAM (Zhang et al. (2023)) in conjunction with the Segment Anything Model (SAM) (Kirillov et al. (2023)). Hence, the rule-set serves as a highly interpretable global explanation of the CNN's decision making process. The predicted class of the image is represented in terms of logical rules based on concepts that the CNN filters learn individually. Fig. 2 illustrates the semantic labelling of a single predicate in the raw

rule-set extracted by the FOLD-SE-M algorithm or, in other words, it maps the predicate in the raw rule-set with semantic concept(s) that its corresponding filter has learnt. The filters in the last convolutional layer are known to learn high-level concepts, such as objects or object parts Zhou et al. (2015). First, the feature maps generated by a filter in the last convolutional layer for the *top-m* images that activate it are collected. The *top-m* images are selected according to the norm values of the feature maps generated by the filter for all images in the train set. Next, the feature maps are resized and masked onto the *top-m* images (Fig. 2 top). Notice that by doing this, one can observe the concepts that the filter is looking at in each of selected images. For example, the filter considered in Fig. 2 is looking at beds in images. The masked images are then overlapped onto the semantic segmentation masks and an Intersection over Union (IoU) score is calculated for each concept that is visible after the overlap (Fig. 2, middle). Finally, the scores are aggregated over the *top-m* images and the label of the predicate that is associated with the filter under consideration is determined (Fig. 2, bottom). We refer the reader to the

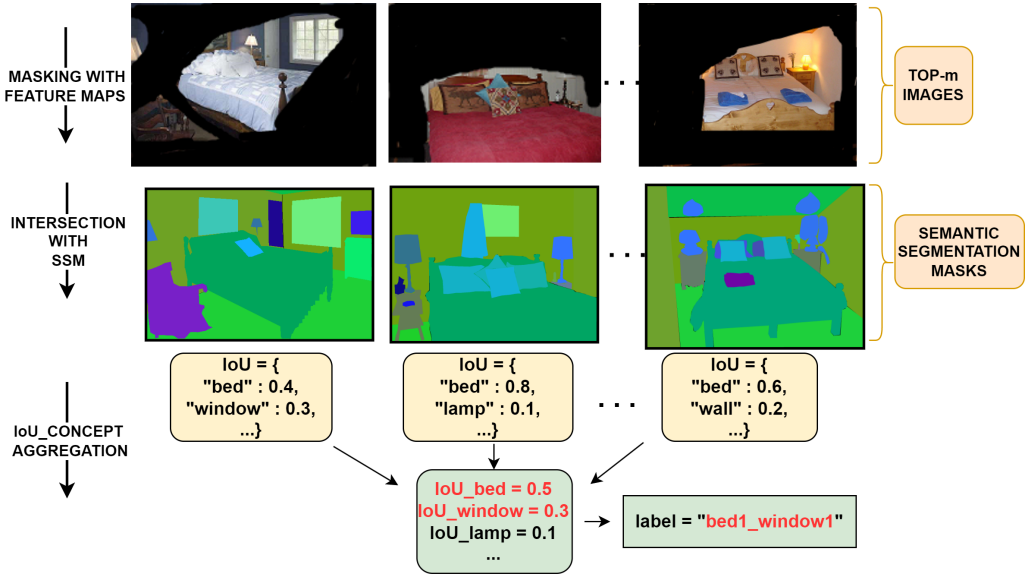


Fig. 2. Semantic labelling of a predicate

NeSyFOLD paper by Padalkar et al. (2024b) for more details on the semantic labelling procedure and the NeSyFOLD framework itself.

3 Methodology

We demonstrate the utility of our framework using classes of images from the Places dataset (Zhou et al. (2017a)). The dataset contains images of various indoor and outdoor places and scenes such as “kitchen”, “bathroom”, “beach”, “forest”, etc. We choose this dataset because the manually annotated semantic segmentation masks of the images are also readily available as part of a different dataset called ADE20k (Zhou et al. (2017b)). The NeSyFOLD framework requires semantic segmentation masks for generating a meaningful rule-set with concept(s) as predicate names.

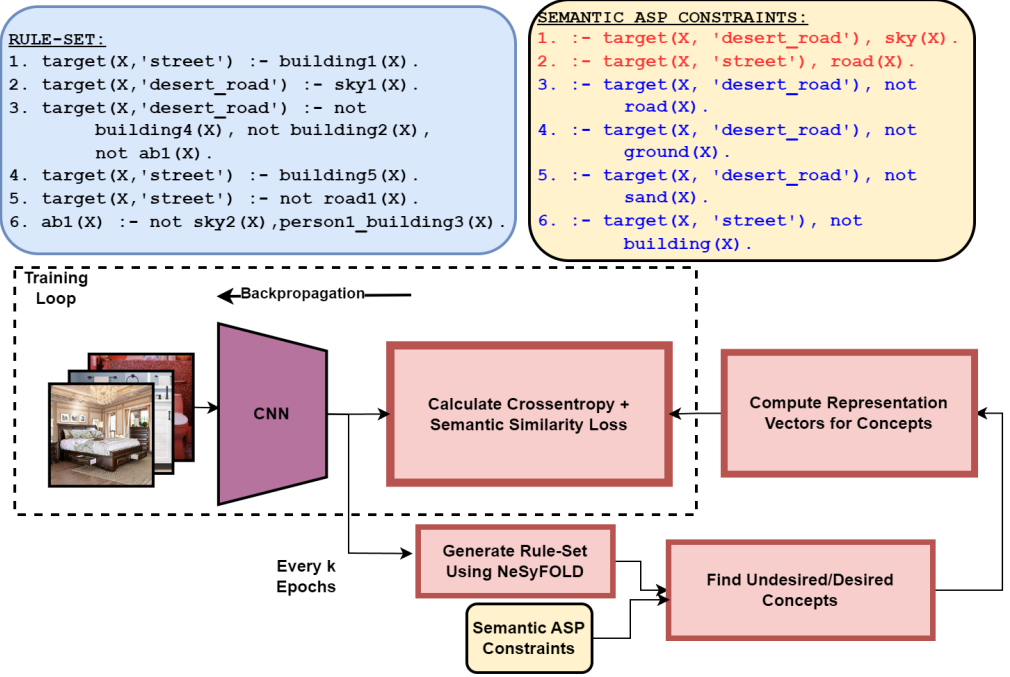


Fig. 3. The NeSyBiCor Framework. Note that the crossentropy loss is calculated after the fully connected layer while the semantic similarity loss is calculated by using the filter output feature maps of the last convolution layer

In Fig. 3 we show a schematic diagram of the NeSyBiCor framework. As a running example, let us consider a CNN trained on 2 classes of the places dataset namely ‘desert road’ and ‘street’. NeSyFOLD generates a rule set as shown in the blue box at the top left of Fig. 3. First, the desired and undesired biases are conceptualized in terms of the concepts that are desired or undesired to appear as being positively associated with a target class namely ‘desert road’ or ‘street’. Notice that in rule 2, the ‘desert road’ class is being predicted based on whether there is *sky* visible in the image. Let us say this is an undesired concept for classifying images of ‘desert road’ as is the *road* concept for the ‘street’ class. Note that ‘street’ images are not being classified by the *road* concept, meaning that the *road* concept is not positively linked to the ‘street’ class. Also note, that rule 5 has a predicate based on the *road* concept (*road1/1*) but it appears with a negation preceding it hence it is not positively linked to the ‘street’ class. However, it could happen that during our retraining the CNN might pick up on this concept so we can provide the undesired concepts beforehand. Similarly, the desired concepts are also identified by scrutinizing the rule-set or through domain knowledge. The yellow box on the top-right of Fig. 3 shows the Semantic ASP constraints that are constructed for each class with the undesired (red) and desired (blue) concepts. The objective is to convert the given ASP rule-set to a rule-set that satisfies the given constraints as closely as possible.

Since the ASP rule-set is generated from a CNN, the intrinsic connectionist knowledge of the CNN needs to be revised based on the symbolic semantic constraints. Hence, we developed the following procedure to convert the semantic concepts that are meaningful to the human, to vector representations, meaningful to the CNN to facilitate retraining.

Computing Concept Representation Vectors: The first step is to obtain the *concept representation vectors* for each desired and undesired concept specified in the semantic constraints for each target class. Recall that a filter in the CNN is a matrix that detects patterns in the input image. For example, the filter associated with the predicate ‘sky1/1’ in the rule-set is detecting some type of patterns in the sky (say, blue clear sky) and the filter associated with the ‘sky2/1’ predicate is detecting some other types of patterns in the sky (say, evening sky) in the input ‘desert road’ images. The output produced by a filter for a given image is again a matrix that can be flattened into a vector and treated as the representation of the patterns it has learnt to detect. Hence, to find the concept representation vector of *sky*, we first compute the individual *filter representation vectors* for all the predicates that have the concept *sky* in their name and are positively associated with the class ‘desert road’. In this case, there are only two, i.e., ‘sky1/1’ and ‘sky2/1’. To compute their respective filter representation vectors, we find the top-10 images (inspired by NeSyFOLD) in the train-set that these filters are most activated by and take the mean of all 10 vectors produced as their outputs for these 10 images. Finally, to compute the concept representation vector for the concept *sky*, we simply take the mean of the ‘sky1/1’ and ‘sky2/1’ filter representation vectors.

Repeating the above procedure for every undesired and desired concept yields their respective concept representation vectors.

Note that, as the *number of images* in the train set increases, the time to find the top-10 images increases linearly. Hence, if the number of images in the train-set is doubled then the time taken to find the top-10 images would also nearly double. In contrast, as the *number of concepts* increases, the time taken to compute all the concept representation vectors depends largely on the number of filters that are associated with different concepts. If there are desired/undesired concepts that have no filters associated with them in the rule-set, then no concept representation vectors are computed. Thus, adding more desirable/undesirable concepts does not always translate to greater computation time.

Next, we start the retraining of the CNN with the original cross-entropy loss \mathcal{L}_{CE} and our novel Semantic Similarity loss \mathcal{L}_{SS} .

Calculating the Semantic Similarity Loss: We define the semantic similarity loss \mathcal{L}_{SS} , for a train set with N images and CNN with K filters in the last convolutional layer, as follows:

$$\mathcal{L}_{SS} = \sum_{i=1}^N \left[\sum_{j=1}^K \left[\lambda_B \sum_{b \in \mathbf{B}} \cos_sim(\mathbf{r}_j^i, \mathbf{r}_b) - \lambda_G \sum_{g \in \mathbf{G}} \cos_sim(\mathbf{r}_j^i, \mathbf{r}_g) \right] \right] \quad (4)$$

The *cos_sim* function calculates the cosine similarity between two representation vectors. \mathbf{r}_j^i is the filter representation vector obtained from the i^{th} image’s j^{th} filter output. \mathbf{r}_b is the concept representation vector for some concept b in the list of undesired concepts \mathbf{B} . Similarly, \mathbf{r}_g is the concept representation vector for some concept g in the list of desired concepts \mathbf{G} . λ_B and λ_G are hyperparameters.

The rationale behind the loss function is simple: the loss increases when the filter representation vectors closely resemble the undesired concept representation vectors and decreases when the filter representation vectors are closer to the desirable concept representation vectors. This approach is conceptually similar to the loss function used in

word2vec (Mikolov et al. (2013)), where the model’s objective is to maximize the similarity between a target word and its context words while minimizing similarity with randomly sampled words. Thus, as training progresses with any standard optimization technique such as Adam (Kingma and Ba (2015)), the loss is minimized and the filters get pushed away from learning undesirable concepts and pushed towards learning desirable concepts. Note that the total loss is defined as $\mathcal{L}_{\mathcal{TOTALE}} = \mathcal{L}_{\mathcal{CE}} + \mathcal{L}_{\mathcal{SS}}$. Hence, the cross-entropy loss $\mathcal{L}_{\mathcal{CE}}$ is also jointly minimized along with the semantic similarity loss $\mathcal{L}_{\mathcal{SS}}$, to maintain the classification performance.

An important observation to make here is that the semantic similarity loss might become negative as the first term tends to 0. The total loss is the sum of the semantic similarity loss and the cross-entropy loss. The hyperparameters λ_B and λ_G help to determine the influence of the semantic similarity loss towards the total loss. This is common practice in machine learning literature to control the influence of various loss terms in the total loss. Hence even if the semantic similarity loss is negative, due to the hyperparameters which are tuned on a validation set, the cross-entropy loss is not highly influenced which helps in maintaining the model’s classification performance. This is demonstrated by our experiments later in the paper.

Recalibrating the Concept Representation Vectors: As the training progresses, the CNN filters may learn slightly different representations of undesirable/desirable concepts. For example, some filters might pick up a different pattern in the sky of the images that was not caught earlier when the training started. Now if this new pattern in the sky (say, dense clouds) is again deemed sufficient by the CNN to be a significant feature in distinguishing the ‘desert road’ class from the ‘street’ class, then this filter would show up in the rule-set as a ‘skyx/1’ predicate. This would happen because the initially computed concept representation vector for *sky* does not encapsulate the representation for this new type of *sky* which became significant because the filters were pushed away from learning the other types of *sky* by the loss function. It is also possible that some new undesirable concept such as *road* for the ‘street’ class shows up in the rule-set. In such a case, the new concept would not be mitigated as there was no filter capturing the representations for *road* initially. Hence, no concept representation vector for *road* is available to push the filters away from learning this new undesirable concept. Similarly, some new filters, learning known or new desirable concepts might also appear.

To solve this problem, we propose rectifying all the concept representation vectors for each class after every k epochs during training. We do this by running the NeSyFOLD framework after every k epochs and obtaining a new rule set from the partially retrained CNN. We then compute the concept representation vectors for all the undesired and desired concepts again by considering all the predicates that appear in the newly generated rule-set, by following the algorithm described above. We then aggregate the new concept representation vectors with the old concept representation vectors by taking their mean, so that the new aggregated vectors encapsulate the information of the new patterns that were found. Hence, the filters can now be pushed away from/towards these new undesirable or desirable representations respectively. This way we can ensure that at the end of retraining, there is a greater chance that the new ASP rule-set produced from the CNN satisfies the semantic constraints posed against the initial rule-set.

As the *number of concepts* increases, the time taken to compute all the concept representation vectors depends largely on the number of filters that are associated with different concepts. If there are desired/undesired concepts that have no filters associated with them in the rule-set, then no concept representation vectors are computed. Thus, adding more desirable/undesirable concepts does not always translate to greater computation time.

4 Experiments

We conducted experiments to address the following research questions:

Q1: How does our NeSyBiCor framework affect the initial rule-set?

Q2: How does the performance of the rule-set extracted from the bias-corrected CNN compare against the one extracted from vanilla CNN w.r.t. accuracy, fidelity and size?

Q3: What percentage of the covered examples are classified using undesired/desired concepts before and after applying the NeSyBiCor framework?

[Q1] Bias Corrected Rule-Set: The core idea of correcting the bias of the CNN and by extension, the rule-set, is that the images should be classified by rules that use concepts that are intuitive to humans and might be more representative of the class to which the image belongs. Hence, given constraints on the undesired and desired concepts to be learnt by the CNN, the ideal outcome should be that the undesired concepts are eradicated and desired concepts are infused into the revised rule-set.

Setup We train a CNN on subsets of the Places (Zhou et al. (2017a)) dataset. We selected 3 subsets of 3 classes i.e. *babek* ('bathroom', 'bedroom', 'kitchen'), *defs* ('desert road', 'forest road', 'street') and *dedrh* ('desert road', 'driveway', 'highway') along with 3 subsets of 2 classes i.e. *babe* ('bathroom', 'bedroom'), *des* ('desert road', 'street') and *deh* ('desert road', 'highway'). We employed a VGG16 CNN, pre-trained on *Imagenet* (Deng et al. (2009)), training over 100 epochs with batch size 32. The Adam (Kingma and Ba (2015)) optimizer was used, accompanied by class weights to address data imbalance. $L2$ Regularization of 0.005 spanning all layers, and a learning rate of 5×10^{-7} was adopted. A decay factor of 0.5 with a 10-epoch patience was implemented. Images were resized to 224×224 . Each class has 5000 images so we used 4000 as the train set and 1000 as the test set per class. Finally, we used NeSyFOLD to generate the rule-set.

Next, we manually identified the desired and undesired concepts for each class as shown in Table 1. We then used the NeSyBiCor framework on all the subsets listed above with the appropriate semantic constraints based on each class's desired and undesired concepts. We used a value of $5e^{-2}$ and $1e^{-3}$ for the λ_B and λ_G hyperparameters (after empirical evaluation on a validation set) while computing the semantic similarity loss respectively. We retrained for 50 epochs and recalibrated the concept representation vectors every 5 epochs. NeSyFOLD was used on the retrained CNN to obtain the bias-corrected rule-sets for each subset.

Result: In Fig. 4 we show the initial (RULE-SET 1 & RULE-SET 2) and final bias-corrected (RULE-SET 1* & RULE-SET 2*) rule-sets for 2 of the 6 subsets, namely *des* and *defs*. Due to the lack of space, we present the other rule-sets in the supplementary material (Padalkar et al. (2024a)).

	Class	Undesired Concepts	Desired Concepts
	bathroom	wall, floor	sink, toilet
	bedroom	wall, floor	bed
	kitchen	wall, cabinet	work surface, range, sink
	desert road	sky, building	ground, sand, desert
	forest road	sky, building	tree
	street	sky, tree	building
	driveway	sky, building	house
	highway	sky, tree	road

Table 1. The desired and undesired concepts for the classes of images in Places dataset

Fig. 4. The initial and final rule-sets after applying the NeSyBiCor framework on the CNNs trained on *des* (RULE-SET 1) and *defs* (RULE-SET 2)

Recall that, the undesired concepts for the ‘desert road’ class are ‘sky’ and ‘building’. In RULE-SET 1, rule 2 uses the ‘sky1/1’ predicate to determine if the image belongs to the ‘desert road’ class. In the bias-corrected rule-set, RULE-SET 1*, there is no ‘sky’ based predicate. Moreover, the only predicate positively linked with the ‘desert road’ class is the ‘ground1_road1/1’ predicate which is based on the desired concept ‘ground’ and refers to the corresponding filter, learning a pattern comprising of specific type of patches of ‘ground’ and ‘road’. Note, that the name of the predicate is determined by NeSyFOLD, which uses manually annotated semantic segmentation masks for the images. Ideally, it would be more appropriate for the predicate to be labelled as ‘sand1_road1’ but we are limited by the available annotations. One could generate images that are masked with

Data	Algo	Fid.	Acc.	Pred.	Size	% Undesired	% Desired
<i>babek</i>	NeSyBiCor	0.74	0.78	7	11	0.47	0.53
	Vanilla	0.87	0.86	24	41	0.66	0.33
<i>defs</i>	NeSyBiCor	0.86	0.93	6	9	0.01	0.99
	Vanilla	0.93	0.91	16	23	0.36	0.57
<i>dedrh</i>	NeSyBiCor	0.78	0.74	12	24	0.29	0.57
	Vanilla	0.82	0.79	30	51	0.67	0.3
<i>babe</i>	NeSyBiCor	0.88	0.93	4	6	0.0	0.6
	Vanilla	0.92	0.92	14	23	0.11	0.82
<i>des</i>	NeSyBiCor	0.96	0.97	4	4	0.0	0.95
	Vanilla	0.97	0.97	9	10	0.46	0.47
<i>deh</i>	NeSyBiCor	0.77	0.86	6	6	0.36	0.29
	Vanilla	0.91	0.86	18	27	0.46	0.47
MS	NeSyBiCor	0.83	0.87	6.5	10	0.19	0.66
	Vanilla	0.90	0.89	18.5	29.17	0.45	0.49

Table 2. *Comparison between the rule-set generated before (Vanilla) and after (NeSyBiCor) bias correction with the NeSyBiCor framework. **MS** shows the average value for each evaluation metric. Bold values are better.*

the receptive field of the corresponding filter and manually label the predicate based on the concepts that are visible in the image as shown by Townsend et al. (2021).

Note that the rule-set is generated by the FOLD-SE-M algorithm from the binarized feature map outputs of the filters in the last convolutional layer of the CNN. Hence the rule-set mirrors the representations that are learnt by the CNN filters. As the re-training progresses, the filters are penalized for learning representations of the undesired concepts ‘sky’ and ‘building’, in case of the ‘desert road’ class. Thus at the end of the bias correction, very few/none of the filters learn representations of the ‘sky’ or ‘building’ concepts. The filters tend to learn representations for the desired concepts (e.g. ‘ground’) more. Thus naturally when the filters’ feature maps are binarized and the binarization table is obtained, it is the filters that have learnt these desired concepts that form better features and are selected by the FOLD-SE-M algorithm to appear in the rule-set. Hence the undesired concepts appear to have been “dropped” by the algorithm in the bias-corrected rule-set.

Similarly, looking at RULE-SET 2* it is apparent that the number of undesired predicates associated positively with a class is reduced w.r.t. RULE-SET 2. Also, notice that certain predicates that are capturing irrelevant concepts such as ‘person’ are eradicated. It is clear by simply examining the rule-sets that in general, the rule-sets are more in line with the specified semantic constraints. Hence, the predictions being made are based on the concepts that the human finds more intuitive.

[Q2, Q3] Qualitative evaluation: Recall that, the rule-set acts as the final decision making mechanism for any input image to the CNN. The input image is converted to a binarized vector of dimension equal to the number of filters in the last convolutional layer of the CNN. Each value in the binarized vector represents the activation (1) /deactivation (0) of the corresponding filter. Since each filter is mapped to a predicate in the rule-set, the truth value of the predicate is determined by the activation of the filter. The bias-

corrected rule-set should be more faithful to the semantic constraints while sacrificing minimal accuracy, fidelity and interpretability.

Setup: We use the previously generated rule-sets for all subsets to classify the test images. In Table 2 we show the comparison between the accuracy (Acc.), fidelity (Fid.), number of unique predicates (Pred.) and rule-set size (Size) or total number of predicates between the initial and the bias-corrected rule-set for each of the 6 subsets. The top three rows are 3-class subsets and the bottom three are 2-class subsets. We use rule-set size as a metric of interpretability. Lage et al. (2019) showed through human evaluations that as the size of the rule-set increases the difficulty in interpreting the rule-set also increases. We also qualitatively evaluate how well the NeSyBiCor framework performs in eradicating the undesired concepts while introducing desired ones. Hence, for a given rule-set, out of all training images that were classified by the rule-set as any one of the classes, we report the fraction of images that followed a decision path that involved an undesired predicate. We report this value under the % Undesired column in Table 2. If there was no undesired predicate in the decision path then we check for a desired predicate. This value is reported as % Desired in Table 2.

Result: The accuracy of the bias-corrected rule-set is comparable to the initial rule-set for all the 2-class subsets. For the 3-class subsets, the accuracy drops in 2 cases, *babek* and *dedrh* but is higher for *defs* showing no clear trend. This might be because for a smaller number of classes, it is easier for the filters to learn alternate representations which is exactly what we are doing. This is expected, and as the number of classes increases, it will become difficult to optimize for accuracy as well as learning/unlearning concepts. A similar reason applies to lower fidelity values as well. Note that a loss of accuracy on the current data could mean a gain in accuracy in a dataset that is sourced differently hence making the rule-set more robust.

The number of unique predicates and rule-set size is consistently reduced in the bias-corrected rule-set with an average reduction of approximately 65% in the number of unique predicates and rule-set size. Recall that within the NeSyFOLD framework, the FOLD-SE-M algorithm generates the final rule-set by processing binarized filter outputs of all training images, organized into a structure known as the binarization table (refer to Fig. 1). This process is akin to how a decision tree algorithm selects the most significant features that effectively segment the majority of the data. A reduction in the number of unique predicates within the rule-set indicates that fewer features are required to successfully differentiate the data while preserving accuracy. This reduction suggests that during retraining, the filters are increasingly focusing on learning more targeted representations (ideally the desired ones), which are distinctly relevant for their respective target classes.

Finally, the most relevant observation is that the % Undesired value is always lesser for the bias-corrected rule-set as expected with an average reduction of 58%. This means that there is a reduction in the number of images being classified by following a path in the decision-making that involved an undesired concept. Since we used a higher λ_B than λ_G while calculating the semantic similarity loss, the CNN focused more on learning representations that are dissimilar to the undesired concepts. The % Desired value is higher in all cases except for *babe* and *deh* with an average increase of 35%. This means that the number of images being classified with at least one desirable concept in the decision path is increased. Note that in the case of *babe* and *deh*, a lower % Desired value

means that the images were being classified by some other concepts that the human is indifferent towards. In practical scenarios, the primary concern is to ensure images are not categorized based on undesired concepts, a capability effectively demonstrated by the NeSyBiCor framework in our experiments.

5 Related Work

The problem of bias in machine learning is well known and many efforts to mitigate it have been made in the last years as surveyed by Mehrabi et al. (2021) who provide an in-depth overview of types of biases as well as bias mitigation techniques specific to different machine learning fields.

When considering visual datasets and CNNs, there are multiple distinct types of bias as described by Torralba and Efros (2011): selection bias, framing bias, label bias, and negative set bias. Selection bias occurs if the selection of subjects for the datasets differs systematically from the population of interest - for example, a dataset may lack the representation of a certain gender or ethnicity (Buolamwini and Gebru (2018)). Framing bias refers to both the selection of angle and composition of the scene when taking a photo as well as any editing done on the images. Label bias arises from errors in labelling the data in comparison to ground truth as well as poor semantic categories. The latter is more common; for example if in a dataset exist two classes - “grass” vs. “lawn” - different labellers may assign different labels to the same image (Malisiewicz and Efros (2008)). Lastly, the negative set bias refers to a *negative* set which is what in a dataset is considered “rest of the world” (e.g. “car” and “not-car”); if this set is unbalanced it can negatively affect the classifier (Torralba and Efros (2011)).

There are several works on bias detection in CNNs and neural networks in general. Zhang et al. (2017b) propose one such method for detecting the learnt bias of a CNN. They show how spurious correlations can be detected by mining attribute relationships in the CNN without the use of any extra data. For example, the CNN might mistakenly learn the “smiling” attribute to be correlated with the “black hair” attribute due to bias in the dataset. Their method can help detect such correlations. Serna et al. (2022) propose an approach to analyze the biases in neural networks by observing identifiable patterns in the weights of the model. Unlike our NeSyBiCor framework, these methods do not correct the identified biases.

Earlier forms of bias mitigation involve transforming problems or data to address bias or imbalance, and over the years became more specialized resulting in algorithms that re-balance internal distributions of training data to minimize bias (Chakraborty et al. (2021)). Various new approaches have also been proposed that endeavor to tackle bias either during training or by modifying the already trained model. For example Zhao et al. (2017) present a method based on Lagrangian relaxation for collective inference to reduce it. Many methods are generic and applicable across many types of ML models, such as the measure of decision boundary (un)fairness designed by Zafar et al. (2017) or convex fairness regularizers for regression problems as introduced by Berk et al. (2017).

Logic-based bias mitigation is a comparatively smaller and newer area that offers promising results. In NLP Cai et al. (2022) present a model based on neural logic, Soft Logic Enhanced Event Temporal Reasoning (SLEER), which utilizes t-norm fuzzy logics to acquire unbiased temporal common sense (TCS) knowledge from text. Various meth-

ods of incorporating logical constraints to increase the fairness of the model, either before or after training, have also been proposed. Some of them are problem-specific, e.g. related to voting fairness (Celis et al. (2018)) others are more general (Goh et al. (2016)).

Similarities can also be seen in more general approaches to incorporating logical constraints in ML not explicitly related to bias mitigation - either during training e.g. using custom property-based loss functions (Fischer et al. (2019); Ślusarz et al. (2023)) or modification of an existing model (Leino et al. (2022)).

6 Conclusion and Future Work

We proposed a neurosymbolic framework called NeSyBiCor for correcting the bias of a CNN. Our framework, in addition to correcting the bias of a CNN also allows the user to fine-tune the bias based on general concepts according to their specific needs or application. To the best of our knowledge, this is the first method that does bias correction by using the learnt representations of the CNN filters in a targeted manner. We show through our experiments that the bias-corrected rule-set is highly effective at avoiding the classification of images based on undesired concepts. It is also more likely to classify the images based on the desired concepts. The main component of the NeSyBiCor framework is the semantic similarity loss. It serves as a measure of similarity between the representations learnt by the filters, to the representation of the undesired and desired concepts. Another benefit of the NeSyBiCor framework is that the bias-corrected rule-set is smaller in size, thus improving the interpretability.

As part of future work we intend to use tools such as those designed by Wang et al. (2023) and Zhang et al. (2023) that use vision foundation models for automatic semantic segmentation of images. Using these tools can help create semantic segmentation masks for images with custom names for the concepts that appear in the image. Currently, we are using pre-annotated semantic segmentation masks which often can be limited in the variety of concepts annotated, as well as their labels. With regard to scalability, we plan to examine the effects of scaling to datasets with a large number of classes. The challenge here is that the rule-set generated by the NeSyFOLD framework that we employ tends to lose accuracy critically as the number of classes increases due to the binarization of the filter activations.

Another factor that can diminish accuracy when utilizing the NeSyBiCor framework is the selection of inappropriate concepts or essential concepts that are crucial for the CNN to perform classifications effectively. For example, if the concept “bed” is deemed as undesired by the user, then the filters in the CNN will avoid learning the representations of beds in the images of bedrooms but since it is a significant feature of most bedroom images, there might not be other features that could help the CNN distinguish the bedroom images from other images hence hurting accuracy of the CNN. We intend to investigate methods to maintain accuracy even if the selected concepts are essential.

Finally, the work we presented here may be used to extend implementations of loss functions based on Differentiable Logics: Fischer et al. (2019); Ślusarz et al. (2023); Daggett et al. (2024). So far, the idea of compiling a loss function from an arbitrary logical formula (advocated in the above papers) was based on the assumption that during training, checking for property satisfaction is as easy as checking class labels. Therefore, logical loss functions can be easily combined with the standard cross-entropy loss function in

backpropagation training. For example, the famous property of *neural network robustness* involves a trivial robustness decision procedure at the training time (cf. Casadio et al. (2022)). This paper gives an example of a neuro-symbolic training scenario when a property of interest cannot be decided at the training time, and we had to resort to using CNN filters in order to replace a deterministic decision procedure. As the Differentiable Logic community continues to extend its range of applications (see e.g. Flinkow et al. (2024)), solutions such as the ones presented here will be needed in order to approximate the decision procedures. We intend to investigate this line of research.

References

- BARAL, C. 2003. *Knowledge representation, reasoning and declarative problem solving*. Cambridge University Press.
- BAREA, R., BERGASA, L. M., ROMERA, E., LÓPEZ-GUILLÉN, E., PEREZ, O., TRADACETE, M., AND LÓPEZ, J. Integrating state-of-the-art cnns for multi-sensor 3d vehicle detection in real autonomous driving environments. In *Proc. ITSC* 2019, pp. 1425–1431. IEEE.
- BERK, R., HEIDARI, H., JABBARI, S., JOSEPH, M., KEARNS, M. J., MORGENSTERN, J., NEEL, S., AND ROTH, A. 2017. A convex framework for fair regression.
- BUHRMESTER, V., MÜNCH, D., AND ARENS, M. 2021. Analysis of explainers of black box deep neural networks for computer vision: A survey.
- BUOLAMWINI, J. AND GEBRU, T. Gender shades: Intersectional accuracy disparities in commercial gender classification. In *Proc. FAccT* 2018, pp. 77–91. PMLR.
- CAI, B., DING, X., CHEN, B., DU, L., AND LIU, T. Mitigating reporting bias in semi-supervised temporal commonsense inference with probabilistic soft logic. In *Proc. AAAI* 2022, pp. 10454–10462.
- CASADIO, M., KOMENDANTSKAYA, E., DAGGITT, M. L., KOKKE, W., KATZ, G., AMIR, G., AND REFAELI, I. Neural network robustness as a verification property: A principled case study. In *Computer Aided Verification (CAV 2022)* 2022, Lecture Notes in Computer Science. Springer.
- CELIS, L. E., HUANG, L., AND VISHNOI, N. K. Multiwinner voting with fairness constraints. In *Proc. IJCAI* 2018, pp. 144–151.
- CHAKRABORTY, J., MAJUMDER, S., AND MENZIES, T. Bias in machine learning software: Why? how? what to do? In *Proc. ACM ESEC/FSE* 2021, pp. 429–440.
- DAGGITT, M. L., KOKKE, W., ATKEY, R., SLUSARZ, N., ARNABOLDI, L., AND KOMENDANTSKAYA, E. 2024. Vehicle: Bridging the embedding gap in the verification of neuro-symbolic programs.
- DENG, J., DONG, W., SOCHER, R., LI, L.-J., LI, K., AND FEI-FEI, L. Imagenet: A large-scale hierarchical image database. In *Proc. CVPR* 2009, pp. 248–255. Ieee.
- FISCHER, M., BALUNOVIC, M., DRACHSLER-COHEN, D., GEHR, T., ZHANG, C., AND VECHEV, M. D12: training and querying neural networks with logic. In *International Conference on Machine Learning* 2019, pp. 1931–1941. PMLR.
- FLINKOW, T., PEARLMUTTER, B. A., AND MONAHAN, R. 2024. Comparing differentiable logics for learning with logical constraints.
- GELFOND, M. AND KAHL, Y. 2014. *Knowledge representation, reasoning, and the design of intelligent agents: The answer-set programming approach*. Cambridge University Press.
- GOH, G., COTTER, A., GUPTA, M. R., AND FRIEDLANDER, M. P. Satisfying real-world goals with dataset constraints. In *Proc. NeurIPS* 2016, pp. 2415–2423.
- KINGMA, D. P. AND BA, J. Adam: A method for stochastic optimization. In *Proc. ICLR* 2015.
- KIRILLOV, A., MINTUN, E., RAVI, N., MAO, H., ROLLAND, C., GUSTAFSON, L., XIAO, T.,

- WHITEHEAD, S., BERG, A. C., LO, W.-Y., DOLLÁR, P., AND GIRSHICK, R. B. 2023. Segment anything.
- LAGE, I., CHEN, E., HE, J., NARAYANAN, M., KIM, B., GERSHMAN, S. J., AND DOSHI-VELEZ, F. Human evaluation of models built for interpretability. In *Proc. HCOMP 2019*, volume 7, pp. 59–67.
- LECUN, Y., BOSER, B., DENKER, J. S., HENDERSON, D., HOWARD, R. E., HUBBARD, W., AND JACKEL, L. D. 1989. Backpropagation applied to handwritten zip code recognition.
- LEINO, K., FROMHERZ, A., MANGAL, R., FREDRIKSON, M., PARNO, B., AND PĂȘĂREANU, C. Self-correcting neural networks for safe classification. In *Proc. NSV 2022*, pp. 96–130. Springer.
- MALISIEWICZ, T. AND EFROS, A. A. Recognition by association via learning per-exemplar distances. In *Proc. CVPR 2008*, pp. 1–8.
- MEHRABI, N., MORSTATTER, F., SAXENA, N., LERMAN, K., AND GALSTYAN, A. 2021. A survey on bias and fairness in machine learning.
- MIKOLOV, T., CHEN, K., CORRADO, G., AND DEAN, J. 2013. Efficient estimation of word representations in vector space.
- MÜEZZINOGLU, T., BAYGIN, N., TUNCER, I., BARUA, P. D., BAYGIN, M., DOGAN, S., TUNCER, T., PALMER, E. E., CHEONG, K. H., AND ACHARYA, U. R. 2023. Patchresnet: Multiple patch division-based deep feature fusion framework for brain tumor classification using MRI images.
- PADALKAR, P., ŚLUSARZ, N., KOMENDANTSKAYA, E., AND GUPTA, G. 2024a. A neurosymbolic framework for bias correction in cnns.
- PADALKAR, P., WANG, H., AND GUPTA, G. Nesyfold: A framework for interpretable image classification. In *Proc. AAAI 2024b*, pp. 4378–4387. AAAI Press.
- PADALKAR, P., WANG, H., AND GUPTA, G. Using logic programming and kernel-grouping for improving interpretability of convolutional neural networks. In *Proc. PADL 2024c*, volume 14512 of *LNCS*, pp. 134–150. Springer.
- RIBEIRO, M. T., SINGH, S., AND GUESTRIN, C. 2016. "why should i trust you?": Explaining the predictions of any classifier.
- SERNA, I., DEALCALA, D., MORENO, A. M., FIÉRREZ, J., AND ORTEGA-GARCIA, J. 2022. Ifbid: Inference-free bias detection.
- ŚLUSARZ, N., KOMENDANTSKAYA, E., DAGGITT, M. L., STEWART, R., AND STARK, K. Logic of differentiable logics: Towards a uniform semantics of dl. In *24th International Conference on Logic for Programming, Artificial Intelligence and Reasoning, LPAR 2023* 2023, pp. 473–493.
- TORRALBA, A. AND EFROS, A. A. Unbiased look at dataset bias. In *Proc. CVPR 2011*, pp. 1521–1528. IEEE.
- TOWNSEND, J., KASIOUMIS, T., AND INAKOSHI, H. Eric: Extracting relations inferred from convolutions. In *Computer Vision – ACCV 2021*, pp. 206–222, Cham. Springer International.
- WANG, H. AND GUPTA, G. FOLD-SE: an efficient rule-based machine learning algorithm with scalable explainability. In *Proc. PADL 2024*, volume 14512 of *LNCS*, pp. 37–53. Springer.
- WANG, X., ZHANG, X., CAO, Y., WANG, W., SHEN, C., AND HUANG, T. 2023. Seggpt: Segmenting everything in context.
- ZAFAR, M. B., VALERA, I., ROGRIGUEZ, M. G., AND GUMMADI, K. P. Fairness constraints: Mechanisms for fair classification. In *Artificial intelligence and statistics 2017*, pp. 962–970.
- ZHANG, Q., CAO, R., SHI, F., WU, Y. N., AND ZHU, S.-C. Interpreting cnn knowledge via an explanatory graph. In *Proc. AAAI 2018*, volume 32.
- ZHANG, Q., CAO, R., WU, Y. N., AND ZHU, S.-C. Growing interpretable part graphs on convnets via multi-shot learning. In *Proceedings of the AAAI Conference on Artificial Intelligence 2017a*, volume 31.
- ZHANG, Q., WANG, W., AND ZHU, S.-C. 2017b. Examining cnn representations with respect to dataset bias.

- ZHANG, Y., HUANG, X., MA, J., LI, Z., LUO, Z., XIE, Y., QIN, Y., LUO, T., LI, Y., LIU, S., GUO, Y., AND ZHANG, L. 2023. Recognize anything: A strong image tagging model.
- ZHAO, J., WANG, T., YATSKAR, M., AND OTHERS. Men also like shopping: Reducing gender bias amplification using corpus-level constraints. In *Proc. EMNLP 2017*.
- ZHOU, B., KHOSLA, A., LAPEDRIZA, À., OLIVA, A., AND TORRALBA, A. Object detectors emerge in deep scene cnns. In *ICLR Conference Track Proceedings 2015*.
- ZHOU, B., LAPEDRIZA, A., KHOSLA, A., OLIVA, A., AND TORRALBA, A. 2017a. Places: A 10 million image database for scene recognition.
- ZHOU, B., ZHAO, H., PUIG, X., FIDLER, S., BARRIUSO, A., AND TORRALBA, A. Scene parsing through ade20k dataset. In *Proc. IEEE CVPR 2017b*.