

Basis Selection: Low-Rank Decomposition of Pretrained Large Language Models for Target Applications

Yang Li^{*†}
Iowa State University / Meta

yangli1@iastate.edu

Daniel Agyei Asante^{*}
Iowa State University

dasante@iastate.edu

Changsheng Zhao
Meta

cszhao@meta.com

Ernie Chang
Meta

erniecy@meta.com

Yangyang Shi
Meta

yyshi@meta.com

Vikas Chandra
Meta

vchandra@meta.com

Abstract

Large language models (LLMs) significantly enhance the performance of various applications, but they are computationally intensive and energy-demanding. This makes it challenging to deploy them on devices with limited resources, such as personal computers and mobile/wearable devices, and results in substantial inference costs in resource-rich environments like cloud servers. To extend the use of LLMs, we introduce a low-rank decomposition approach to effectively compress these models, tailored to the requirements of specific applications. We observe that LLMs pretrained on general datasets contain many redundant components not needed for particular applications. Our method focuses on identifying and removing these redundant parts, retaining only the necessary elements for the target applications. Specifically, we represent the weight matrices of LLMs as a linear combination of base components. We then prune the irrelevant bases and enhance the model with new bases beneficial for specific applications. Deep compression results on the Llama 2-7b and -13B models, conducted on target applications including mathematical reasoning and code generation, show that our method significantly reduces model size while maintaining comparable accuracy to state-of-the-art low-rank compression techniques.

1 Introduction

Large language models (LLMs) have significantly enhanced the performance of various applications in natural language processing, computer vision, and beyond. However, their large model sizes pose a bottleneck for many practical uses. The substantial computing resources required for LLM inference make it challenging to deploy them on devices with limited capabilities, such as personal computers and mobile/wearable devices. Moreover, even on hardware platforms with ample computing power, deploying LLMs consumes a significant amount of energy, raising concerns about sustainability. Therefore, it is essential to reduce the size of LLMs after pretraining to ease their computational demands and lower energy consumption.

^{*}Equal contribution.

[†]Corresponding author. Email: yangli1@iastate.edu

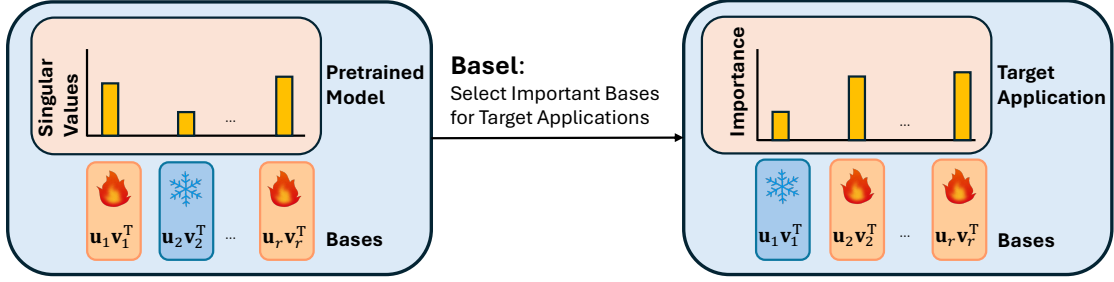


Figure 1: Basel: Identify and select the important bases for target applications during compression.

Our approach exploits the relationship between pretrained models and specific target applications. Large language models (LLMs) are typically pretrained on vast datasets encompassing a wide range of tasks, many of which share common characteristics. This shared pretraining fosters synergies that enhance the performance of LLMs. However, the diversity among these tasks also introduces redundancy into the models. As demonstrated by our interpretation results in Section 3 shows, LLMs contain a significant number of redundant components that are unnecessary for a specific target application. By removing these redundant parts and retaining only the relevant ones, we can reduce the model’s size while preserving its performance on the target application. Since many scenarios only require support for a specific type of application, this approach effectively lowers the computing resource requirements and reduces inference costs.

However, how do we identify the beneficial and redundant components of LLMs for a specific application? In this work, we address this problem through the lens of matrix factorization. Singular Value Decomposition (SVD) (Golub & Van Loan, 1996) factorizes a weight matrix \mathbf{W} into the product of three matrices \mathbf{U} , \mathbf{S} , and \mathbf{V} , i.e., $\mathbf{W} = \mathbf{USV}^\top = \sum_i s_i \mathbf{u}_i \mathbf{v}_i^\top$, where s_i are (positive) singular values, and \mathbf{u}_i and \mathbf{v}_i are column vectors of \mathbf{U} and \mathbf{V} with unit norms. Our interpretation results show that these column vectors \mathbf{u}_i and \mathbf{v}_i may carry specific meanings. For instance, in the LLaMA 2-7B model (Touvron et al., 2023b), when factorizing the weight matrix $\mathbf{W}_O^h \mathbf{W}_V^h$ of an attention head that is likely useful for code generation tasks, de-embedding the resulting column vectors \mathbf{u}_i and \mathbf{v}_i reveals tokens like `_in`, `<0x0A>`, `_and`, `_to`, and `_for`. These column vectors are evidently highly useful for code generation but may be less relevant for tasks such as mathematical reasoning.

Inspired by this observation, we propose *Basel*, a low-rank decomposition approach to effectively compress LLMs for target applications. Figure 1 illustrates the key idea of Basel. We view each weight matrix in LLMs as a linear combination of bases $\mathbf{u}_i \mathbf{v}_i^\top$ with singular values s_i as their weights. These bases are valuable representations stored in the pretrained model, learned from large pretraining datasets. For a target application, some bases are advantageous while many others are not. To select the bases beneficial for the target application, we propose retraining the singular values (i.e., the weights of the bases) while keeping the bases fixed, using the training set of the target application. After retraining, we prune the bases associated with small singular values, as they are less important for the target application, and retain only those with large singular values, which are most critical for the target application. This approach allows us to eliminate the redundant parts of the original LLMs and retain only the components essential for the target application. To handle the data distribution differences between the pretraining dataset and the target application, we also augment the model with new bases learned from the training set of the target application during the pruning process. This enables us to learn the new bases necessary for the target application that are absent in the pretrained model.

We evaluate Basel on two models—Llama 2-7B and Llama 2-13B (Touvron et al., 2023b)—and two tasks—mathematical reasoning and code generation. We evaluate the pass@1 accuracy of the compressed models on GSM8K (Cobbe et al., 2021) and MATH (Hendrycks et al., 2021) for the mathematical reasoning task and HumanEval (Chen et al., 2021a) and MBPP (Austin et al., 2021) for the code generation task. Compared to state-of-the-art baselines, our approach achieves substantially better performance, improving accuracy by

up to 19% when the compression ratio¹ exceeds 6 for mathematical reasoning and 4 for code generation. This also indicates that, in cases of deep compression, our method reduces model size by up to 2.7 times while maintaining comparable accuracy to baseline methods.

This paper makes the following critical contributions:

- We analyze the relationship between pretrained models and target applications, highlighting the opportunity and underlying rationale for using low-rank decomposition to compress large language models while maintaining performance on target applications.
- We propose Basel, a low-rank decomposition approach to compress pretrained large language models for target applications. Basel identifies the beneficial and redundant components of large language models by relearning the importance (i.e., singular values) of bases using the training set of the target application, and then selects bases based on their importance.
- We evaluate Basel across multiple tasks and models, demonstrating its superior performance in deep compression.

2 Related Work

Singular value decomposition (SVD) (Golub & Van Loan, 1996) has been applied to reduce the size of machine learning models. Prior research (Xue et al., 2013; Jaderberg et al., 2014; Denton et al., 2014; Zhang et al., 2015; Povey et al., 2018; Chen et al., 2018; Acharya et al., 2019; Noach & Goldberg, 2020) has developed various SVD algorithms to compress different components of models, such as DNNs, CNNs, and embedding layers for a range of applications including natural language processing, speech, and vision. The primary distinction between our work and these prior studies is that they do not *relearn* the importance of bases using the training data of target applications. Instead, they typically prune bases according to the singular values from the original or finetuned models. FWSVD (Hsu et al., 2022) evaluates the importance of individual weights rather than bases during SVD. As highlighted in Sections 1 and 3, the bases hold significant physical meanings. Considering importance at this level of granularity results in improved performance. As shown in Section 4, our approach surpasses FWSVD in deep compression performance.

A recent study (Sharma et al., 2024) applied SVD to large language models. Its focus is on determining the optimal rank for each layer, while our emphasis is on basis selection. The two methods are orthogonal but complementary and can be combined. Chen et al. (2021b) and Yu & Wu (2023) suggest reconstructing bases based on feature mimicking. These approaches are orthogonal to ours—they concentrate on *basis reconstruction*, whereas we focus on *basis selection*. Their methods complement ours and can be integrated together to achieve enhanced compression results.

3 Basel

In this section, we describe our proposed compression method, Basel.

For a linear layer $\mathbf{y} = \mathbf{W}\mathbf{x} + \mathbf{b}$, Singular Value Decomposition (SVD) factorizes its weight matrix $\mathbf{W} \in \mathbb{R}^{n \times m}$ as the product of three matrices \mathbf{U} , \mathbf{S} , and \mathbf{V} :

$$\mathbf{W} = \mathbf{U}\mathbf{S}\mathbf{V}^\top \quad (1)$$

where $\mathbf{U} = [\mathbf{u}_1, \dots, \mathbf{u}_r]$, $\mathbf{S} = \text{diag}(s_1, \dots, s_r)$, and $\mathbf{V} = [\mathbf{v}_1, \dots, \mathbf{v}_r]$. The values $\{s_i \in \mathbb{R}, i = 1, \dots, r\}$ are positive singular values.² The vectors $\{\mathbf{u}_i \in \mathbb{R}^n, i = 1, \dots, r\}$ and $\{\mathbf{v}_i \in \mathbb{R}^m, i = 1, \dots, r\}$ are orthonormal, i.e., $\|\mathbf{u}_i\| = 1$, $\|\mathbf{v}_i\| = 1$, $\mathbf{u}_i \perp \mathbf{u}_j$, and $\mathbf{v}_i \perp \mathbf{v}_j$ if $i \neq j$.

Therefore, we can factorize matrix \mathbf{W} as the following series:

$$\mathbf{W} = \sum_{i=1}^r s_i \mathbf{u}_i \mathbf{v}_i^\top \quad (2)$$

¹The compression ratio is defined as the ratio of the original model size to the compressed model size.

²We drop zero singular values and the corresponding columns of matrices \mathbf{U} and \mathbf{V} .

Let matrix $\mathbf{W}_i = \mathbf{u}_i \mathbf{v}_i^\top$, then

$$\|\mathbf{W}_i\| = \sqrt{\text{tr}(\mathbf{W}_i^\top \mathbf{W}_i)} = \sqrt{\text{tr}(\mathbf{v}_i \mathbf{u}_i^\top \mathbf{u}_i \mathbf{v}_i^\top)} = \sqrt{\text{tr}(\mathbf{v}_i \mathbf{v}_i^\top)} = \sqrt{\text{tr}(\mathbf{v}_i^\top \mathbf{v}_i)} = 1$$

$$\langle \mathbf{W}_i, \mathbf{W}_j \rangle = \text{tr}(\mathbf{W}_i^\top \mathbf{W}_j) = \text{tr}(\mathbf{v}_i \mathbf{u}_i^\top \mathbf{u}_j \mathbf{v}_j^\top) = 0, \quad \text{if } i \neq j$$

Therefore, $\{\mathbf{u}_i \mathbf{v}_i^\top, i = 1, \dots, r\}$ can be seen as a group of orthonormal bases in a subspace of $\mathbb{R}^{n \times m}$, and $\{s_i, i = 1, \dots, r\}$ are their weights, making the weight matrix \mathbf{W} a linear combination of these bases.

This group of bases can be viewed as a series of filters that manipulate the input signal \mathbf{x} to produce the output signal \mathbf{y} :

$$\mathbf{y} = \mathbf{W}\mathbf{x} + \mathbf{b} = \sum_{i=1}^r s_i \mathbf{u}_i \mathbf{v}_i^\top \mathbf{x} + \mathbf{b} = \sum_{i=1}^r s_i \langle \mathbf{x}, \mathbf{v}_i \rangle \mathbf{u}_i + \mathbf{b}$$

In other words, for each basis (i.e., filter) $\mathbf{u}_i \mathbf{v}_i^\top$, the similarity between the input signal \mathbf{x} and the unit direction vector \mathbf{v}_i is measured by their inner product. This inner product is then multiplied by the (positive) singular value s_i to determine the weight for the unit direction vector \mathbf{u}_i . The output signal \mathbf{y} is the weighted sum of \mathbf{u}_i . Figure 2 illustrates this interpretation of the role of bases from the perspective of signal processing.

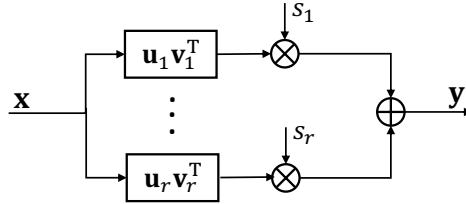


Figure 2: An interpretation of the role of bases from the perspective of signal processing.

Large language models pretrained on diverse datasets learn bases that capture a wide range of semantic concepts. To examine this, we factorize the $\mathbf{W}_O^h \mathbf{W}_V^h$ matrix from the attention layers of both the original Llama 2-7B model and its math-finetuned counterpart. Focusing on bases associated with large singular values, we extract the corresponding \mathbf{u} vectors and interpret their semantics via a de-embedding process. Specifically, we project each \mathbf{u} vector into the vocabulary space by passing it through the output layer (i.e., the `lm_head`), yielding a logit vector over the vocabulary. We then identify the token with the highest logit as the de-embedding result. Table 1 summarizes our findings. First, some bases encode highly specific semantic content, such as concepts related to Apple, Python, programming, locations, non-English characters, and math symbols. Second, even within the same layer, different bases can represent very different meanings. For example, in the math-finetuned model at layer 22, attention head 6, basis 1 corresponds to non-English characters, while basis 3 corresponds to math symbols. Third, fine-tuning does not necessarily remove irrelevant bases: the non-English character basis remains present even after fine-tuning on math-focused data.

These findings suggest that many bases in the model are useful for specific tasks, but may be irrelevant for others. When these irrelevant bases are used as filters in non-target applications, two scenarios can occur: the filter may not be activated (due to a small inner product $\langle \mathbf{x}, \mathbf{v}_i \rangle$), or worse, the filter is activated, introducing harmful information into the output and degrading performance. This indicates that pruning such bases could reduce model size with minimal performance loss, and in some cases, even enhance performance for the target application.

In our approach, Basel, we determine the importance of the bases from the pretrained model by retraining their singular values on the training set of the target application. The weight matrix $\widetilde{\mathbf{W}}$ in Basel is represented as:

$$\widetilde{\mathbf{W}} = \sum_{i=1}^r \tilde{s}_i \mathbf{u}_i \mathbf{v}_i^\top + \sum_{j=1}^{\tilde{r}} \tilde{\mathbf{u}}_j \tilde{\mathbf{v}}_j^\top \quad (3)$$

Table 1: Meaning of bases in the vanilla and math-finetuned Llama 2-7B.

Domain	Basis	Top ten most probable tokens corresponding to the basis
Apple	Vanilla model, Layer 16, Head 25, Basis 2	_iOS _Xcode _ios _Apple _Mac _iPhone _app _xcode _NS _App
Python	Vanilla model, Layer 17, Head 6, Basis 1	. _in <0x0A> ... _... _and L _to for !
Location	Vanilla model, Layer 17, Head 25, Basis 1	_Massachusetts _Illinois _Chicago _Boston _Dan _Harvard _Connecticut _IL _Bulg _Bulgar
Non-English	Math-finetuned model, Layer 22, Head 6, Basis 1	學 會 區 國 經 進 : Yā' 無 設
Math	Math-finetuned model, Layer 22, Head 6, Basis 3	_ { { } { _ { r = { _ { ' _ { " } { _ { ' { _ { } ;

In the first term, $\mathbf{u}_i \mathbf{v}_i^T$ represents the original bases in the pretrained model. To assess their importance, we initialize their weights \tilde{s}_i with their original singular values and then retrain these weights (while keeping the bases fixed) on the training set of the target application. The aim is that, after retraining, the bases important for the target application will have larger singular values, whereas those that are useless or detrimental will have zero or very small singular values. This allows us to identify and prune the less useful bases. Relearning the importance of bases for the target application distinguishes our approach from previous methods. Prior approaches either use the singular values in the original model (Xue et al., 2013; Jaderberg et al., 2014; Denton et al., 2014; Zhang et al., 2015; Povey et al., 2018; Chen et al., 2018; Acharya et al.,

Algorithm 1: Basel Algorithm

Input: Pretrained or Finetuning Model M

Output: Compressed Model M'

Data: KeepRatio, PruningTimes, KeepingEpoch, PruningEpoch, PostFineTuningEpoch

```

1 IterationsPerPruning = round (NumIterationsPerEpoch * PruningEpoch / PruningTimes);
2 KeepRatioPerPruning = KeepRatio(1/PruningTimes);
3 Convert the weight matrix of each linear layer in  $M$ —excluding the embedding layer—into the form specified by
  equation equation 3;
4 for  $i = 1$  to  $KeepingEpoch$  do
5   | Tune the learnable parameters in equation equation 3;
6 end
7 for  $i = 1$  to  $PruningEpoch$  do
8   | Tune the learnable parameters;
9   | if  $IterationID$  is a multiple of  $IterationsPerPruning$  then
10    |   for each linear layer do
11    |       | Prune bases with smaller singular values  $\tilde{s}_i$  such that after pruning, the sum of the singular values of
12    |       | the remaining bases is KeepRatioPerPruning of the sum before pruning;
13    |   end
14    | end
15 end
16 for each layer do
17   | Compute the low rank matrix  $\widetilde{W}$  based on equation equation 3;
18   |  $[U', S', V'] = \text{SVD}(\widetilde{W})$ ;
19   | Use two linear layers to substitute for the original layer;
20   | The first layer's weight matrix is  $S'V'^T$ ;
21   | The second layer's weight matrix is  $U'$ ;
22 end
23 for  $i = 1$  to  $PostFineTuningEpoch$  do
24   | FineTune the new model  $M'$ ;
25 end

```

2019; Noach & Goldberg, 2020; Sharma et al., 2024) or assess the importance of weight parameters, other than the importance of the bases, to prune them (Hsu et al., 2022). They do not relearn the importance of the bases specifically for the target application. From a signal processing perspective, this first term allows us to adjust the weight for each filter, catering to the needs of the target application.

In the second term, the vectors $\tilde{\mathbf{u}}_j$ and $\tilde{\mathbf{v}}_j$ are learnable and serve two main purposes. First, due to distributional differences between the pretraining data and the target application, some bases essential for the latter may be missing. These vectors are used to learn such missing bases. Second, although each pruned basis may have little effect individually, their collective removal can lead to a noticeable performance drop. The additional vectors help mitigate this loss. The number of learnable vectors, denoted \tilde{r} , is called the *additional dimension*. From a signal processing perspective, the second term introduces new filters that enhance the model’s performance on the target task. While this term adds new parameters, they do not fully contribute to model size growth. This is because SVD is eventually applied to the sum of the first and second terms, reducing the rank if dependencies exist between the newly learned and original, kept bases.

Algorithm 1 presents our proposed approach. Basel operates on a pretrained or fine-tuned model as input. Similar to Hsu et al. (2022); Sharma et al. (2024), Basel iteratively prunes the bases of all linear layers—excluding the embedding layer—including the \mathbf{W}_Q , \mathbf{W}_K , \mathbf{W}_V , and \mathbf{W}_O matrices in the attention layers, the linear layers in the feedforward layers, and the output layer. The same compression process is applied across these components. After each pruning step, the learnable parameters \tilde{s}_i , $\tilde{\mathbf{u}}_j$, and $\tilde{\mathbf{v}}_j$ are fine-tuned to compensate for performance degradation. Ultimately, a new weight matrix $\tilde{\mathbf{W}}$ with a smaller rank r' is learned. We perform a standard SVD on it, representing it as the product of matrices \mathbf{U}' , \mathbf{S}' , and \mathbf{V}'^\top . We then replace the original layer with two new layers: $\mathbf{S}'\mathbf{V}'^\top$ becomes the weight matrix of the first new layer, and \mathbf{U}' becomes the weight matrix of the second new layer. This reduces the number of parameters from nm to $(n + m)r'$. The new model is subsequently further finetuned to enhance its performance on the target application.

4 Experiments

4.1 Evaluation Methodology

The performance of low-rank compression algorithms is evaluated on two tasks: mathematical reasoning and code generation. For each task, Llama 2-7B and Llama 2-13B models (Touvron et al., 2023b) are first finetuned on a training dataset and then compressed using a compression algorithm. The compressed models are further finetuned before evaluation.

For the mathematical reasoning task, we utilize two evaluation datasets: GSM8K (Cobbe et al., 2021) and Hendrycks’ MATH (Hendrycks et al., 2021). The GSM8K dataset comprises verbally described mathematical questions, containing 1,319 samples used for evaluation. The Hendrycks’ MATH dataset covers more complex topics such as linear algebra and geometry, consisting of 5,000 question-answer pairs used for evaluation. Due to its complexity, the Hendrycks’ MATH dataset necessitates more sophisticated computations and reasoning, resulting in lower accuracy compared to GSM8K.

For the code generation task, we use two evaluation datasets: MBPP (Austin et al., 2021) and HumanEval (Chen et al., 2021a). Both datasets evaluate the models’ ability to generate Python code. MBPP comprises 500 code generation questions, while HumanEval includes 164 questions.

We evaluate our proposed Basel method against state-of-the-art low-rank compression techniques, including SVD and FWSVD. SVD has been widely used in prior work on model compression (Sharma et al., 2024; Acharya et al., 2019; Noach & Goldberg, 2020; Xue et al., 2013; Jaderberg et al., 2014; Denton et al., 2014; Zhang et al., 2015; Povey et al., 2018), and in our experiments, it is applied to compress a model that has been fine-tuned on the target task. FWSVD (Hsu et al., 2022) extends SVD by incorporating gradient-based profiling: it estimates weight importance using gradients computed on the fine-tuning dataset of the target task and leverages this information during decomposition. In addition to low-rank methods, we also compare Basel with leading approaches from other compression paradigms, including QLoRA (Dettmers et al., 2023), a quantization-based method, and FLAP (An et al., 2024), a pruning-based method. QLoRA improves

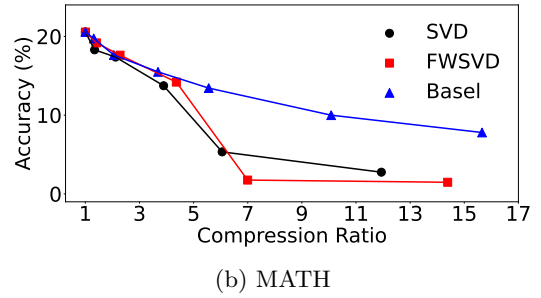
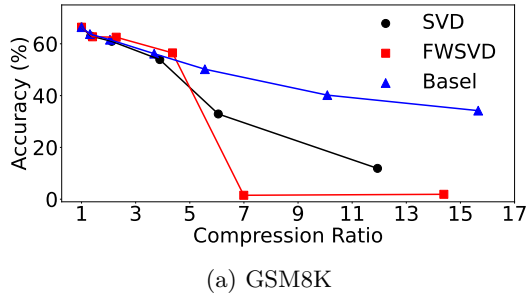


Figure 3: Pass@1 accuracy and model size of Llama 2-7B compressed with various low-rank algorithms on the mathematical reasoning task.

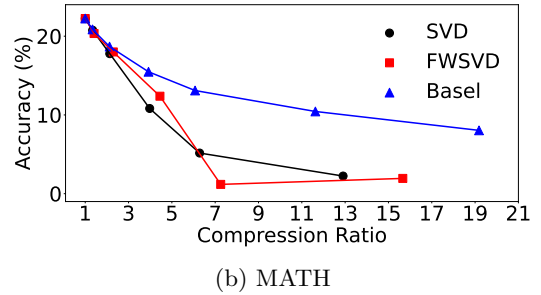
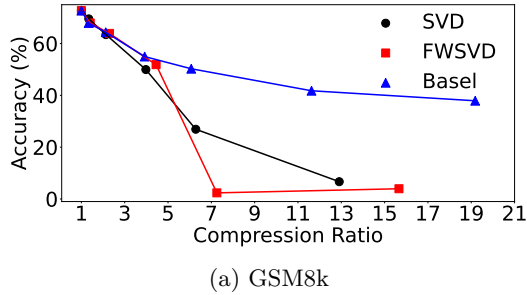


Figure 4: Pass@1 accuracy and model size of Llama 2-13B compressed with various low-rank algorithms on the mathematical reasoning task.

performance by training LoRA adapters on the target task’s fine-tuning dataset. FLAP prunes weights based on their magnitudes and the variance of each input activation dimension, profiled on the target task.

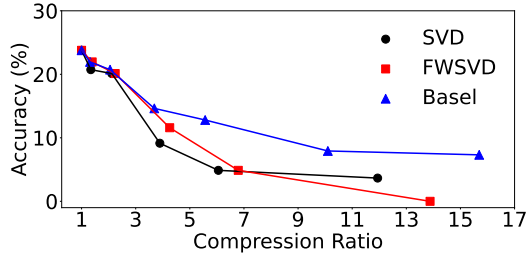
4.2 Evaluating Low-Rank Compression Methods for Mathematical Reasoning

Figures 3 (a) and (b) depict the performance of various low-rank compression algorithms on the Llama 2-7B model for the mathematical reasoning task. We evaluate the models’ accuracy (Pass@1) at different compression ratios (original model size vs. compressed model size). For low compression ratios (below 6), all methods achieve similar accuracy. However, our Basel method significantly outperforms SVD and FWSVD at higher compression ratios. For instance, at a 7x compression ratio, Basel achieves around 46% and 12% accuracy on GSM8K and MATH datasets, respectively, while FWSVD drops below 2% accuracy on both datasets and SVD reaches only 27% and 5% accuracy on GSM8K and MATH, respectively. We also find that Basel, at a compression ratio of 16, achieves better accuracy on both GSM8K and MATH compared to FWSVD and SVD at a compression ratio of 6. This suggests that Basel reduces the model size by up to 2.7 times more than the baseline methods while maintaining similar accuracy. This highlights the effectiveness of Basel for deep compression, especially when aiming for aggressive model size reduction.

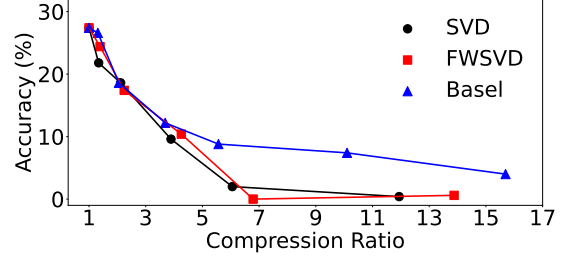
Similar trends emerge for the larger Llama 2-13B model in Figures 4 (a) and (b). Once again, Basel significantly outperforms SVD and FWSVD at compression ratios exceeding 6. At a 7x compression ratio, Basel achieves 47% and 11% accuracy on GSM8K and MATH datasets, respectively, demonstrating its advantage. This is in stark contrast to SVD’s performance (23% and 5% accuracy on GSM8K and MATH) and FWSVD’s performance (around 2% on both datasets). These results solidify Basel’s effectiveness for deep compression across different model sizes.

4.3 Evaluating Low-Rank Compression Methods for Code Generation

Similar results extend to code generation tasks (Figures 5 and 6). For both Llama 2-7B and Llama 2-13B models, all methods perform comparably at lower compression ratios (below 4). However, Basel exhibits

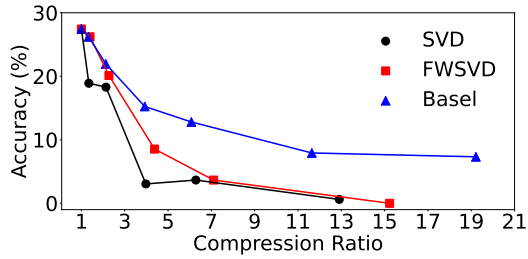


(a) HumanEval

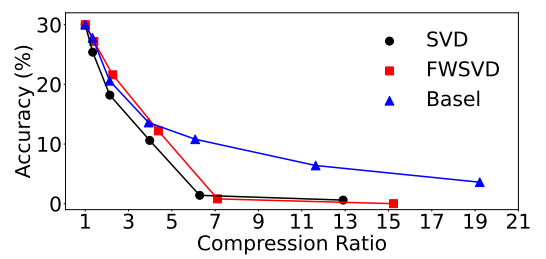


(b) MBPP

Figure 5: Pass@1 accuracy and model size of Llama 2-7B compressed with various low-rank algorithms on the code generation task.



(a) HumanEval



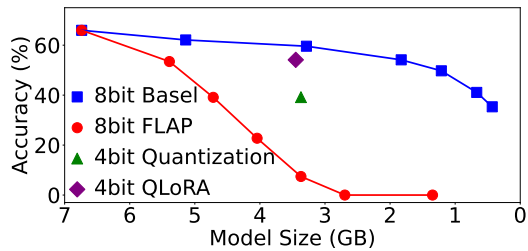
(b) MBPP

Figure 6: Pass@1 accuracy and model size of Llama 2-13B compressed with various low-rank algorithms on the code generation task.

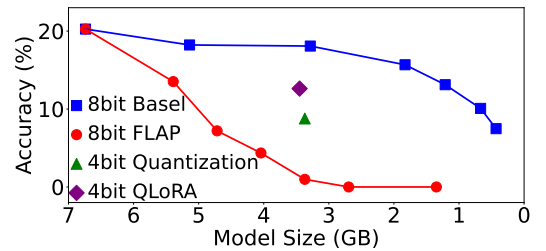
clear superiority at higher compression ratios. On Llama 2-7B at a 6x compression ratio, Basel achieves 12% and 9% accuracy on HumanEval and MBPP datasets, respectively, significantly outperforming SVD (5% and 2%) and FWSVD (6% and 2%). Similar trends hold for Llama 2-13B. These findings further solidify Basel’s effectiveness for deep compression across diverse tasks and model sizes.

4.4 Combining Low-Rank Compression and Quantization for Math Reasoning

Quantization reduces the precision of weight parameters to shrink model size and is a widely used technique for model compression. When using 8-bit quantization or higher, the performance degradation is typically minimal. However, more aggressive quantization (e.g., 4-bit) often leads to a significant drop in accuracy. We apply both 8-bit and 4-bit quantization to Llama 2-7B and Llama 2-13B models on mathematical reasoning.

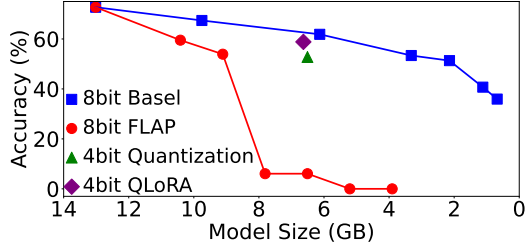


(a) GSM8K

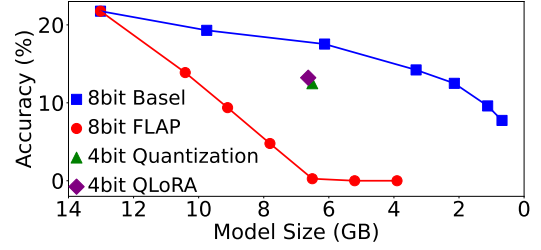


(b) MATH

Figure 7: Pass@1 accuracy and model size of Llama 2-7B compressed using quantization alone, as well as quantization combined with low-rank methods or pruning, on the mathematical reasoning task.

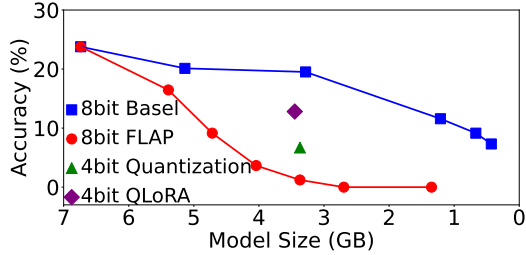


(a) GSM8K

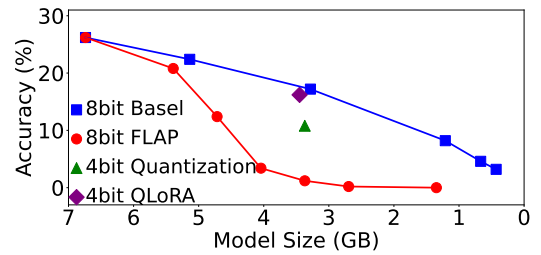


(b) MATH

Figure 8: Pass@1 accuracy and model size of Llama 2-13B compressed using quantization alone, as well as quantization combined with low-rank methods or pruning, on the mathematical reasoning task.



(a) HumanEval



(b) MBPP

Figure 9: Pass@1 accuracy and model size of Llama 2-7B compressed using quantization alone, as well as quantization combined with low-rank methods or pruning, on the code generation task.

For Llama 2-7B, the 8-bit quantized model achieves Pass@1 accuracy of 66.0% on GSM8K and 20.3% on MATH, closely matching the unquantized model’s performance (66.4% and 20.6%, respectively, with bf16). A similar trend holds for Llama 2-13B, where 8-bit quantization results in only a negligible accuracy drop. In contrast, 4-bit quantization causes substantial degradation. On Llama 2-7B, accuracy drops from 66.0% to 39.2% on GSM8K and from 20.3% to 8.8% on MATH. Llama 2-13B exhibits similarly significant losses. These results suggest that relying solely on quantization—especially at lower bit-widths—can be detrimental to performance.

To address this, we explore combining quantization with low-rank compression using our Basel method. Figures 7 and 8 illustrate that combining Basel with 8-bit quantization not only achieves a smaller model size but also significantly outperforms 4-bit quantization in accuracy. On compressing Llama 2-7B, Basel + 8-bit achieves 59.6% on GSM8K and 18.1% on MATH with a 3.28 GB model size, compared to 4-bit quantization’s 39.2% and 8.8% with a larger 3.37 GB model. On compressing Llama 2-13B, Basel + 8-bit yields 61.9% on GSM8K and 17.5% on MATH with a 6.13 GB size, while 4-bit quantization achieves only 52.8% and 12.5% with 6.51 GB.

We further compare Basel + 8-bit quantization against two additional approaches: (1) QLoRA with 4-bit quantization and (2) combining 8-bit quantization with FLAP, a state-of-the-art pruning technique. As shown in Figures 7 and 8, Basel + 8-bit consistently outperforms both in terms of accuracy and size. For instance, on compressing Llama 2-7B, it improves accuracy by 5.5% on both GSM8K and MATH compared to QLoRA, while reducing the model size by an additional 0.13 GB.

4.5 Combining Low-Rank Compression and Quantization for Code Generation

We also compare Basel + 8-bit quantization to three alternative methods on the code generation task: (1) standard 4-bit quantization, (2) QLoRA with 4-bit quantization, and (3) FLAP combined with 8-bit quantization. Figures 9 and 10 present the results for compressing Llama 2-7B and Llama 2-13B. On both models, Basel + 8-bit quantization consistently outperforms 4-bit quantization while achieving smaller model

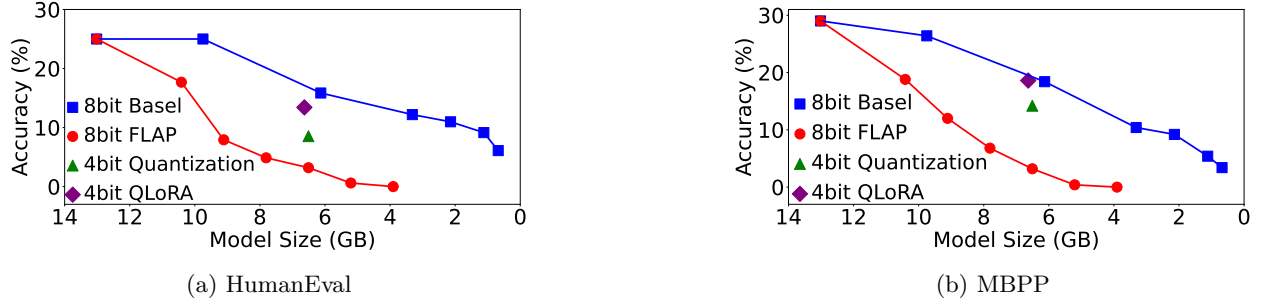


Figure 10: Pass@1 accuracy and model size of Llama 2-13B compressed using quantization alone, as well as quantization combined with low-rank methods or pruning, on the code generation task.

sizes. For example, on Llama 2-7B, it improves accuracy by 12.8% on HumanEval and 6.4% on MBPP, with a model size similar to that of the 4-bit version. This further highlights the benefit of combining low-rank compression with quantization.

Basel + 8-bit quantization also significantly outperforms both QLoRA (4-bit) and FLAP + 8-bit quantization on Llama 2-7B and Llama 2-13B. For instance, on compressing Llama 2-7B, it achieves 6.7% higher accuracy on HumanEval and 1.0% higher on MBPP compared to QLoRA, while also reducing the model size by an additional 0.17 GB.

4.6 Inference

Figure 11 presents the inference throughput and memory consumption of models compressed from Llama-7B on a single A100 GPU, using GSM8K as the evaluation set. The results show that low-rank compression methods, including SVD, FWSVD, and Basel, lead to reduced memory consumption and improved throughput as the model size decreases. Throughput and memory usage are primarily dependent on model size, with no significant differences between the methods at equivalent sizes. However, since our proposed Basel method achieves a greater reduction in model size while maintaining similar accuracy to SVD and FWSVD, it improves throughput by up to 19% and reduces memory consumption by up to 37%.

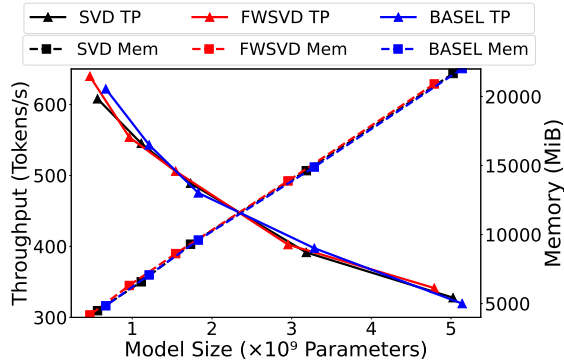


Figure 11: Throughput and memory consumption of compressed models.

4.7 Ablation Study

To assess the impact of key parameters in Basel, we conduct ablation studies on two components: the additional dimension (\tilde{r} in Equation equation 3) and the pruning times. The additional dimension helps recover information lost during pruning, especially at high compression. As shown in Figure 12, setting $\tilde{r} = 32$ improves accuracy when compressing Llama 2-7B for mathematical reasoning, particularly beyond a $7\times$ compression ratio. However, this accounts for only a small portion of the overall performance gain over baselines, as seen in Figures 3 and 12.

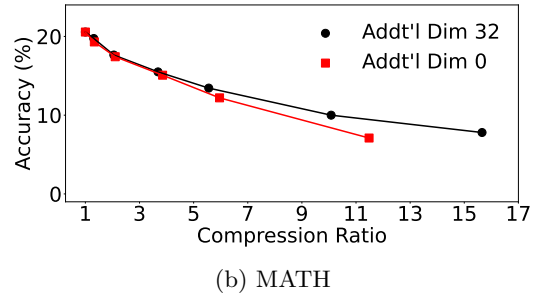
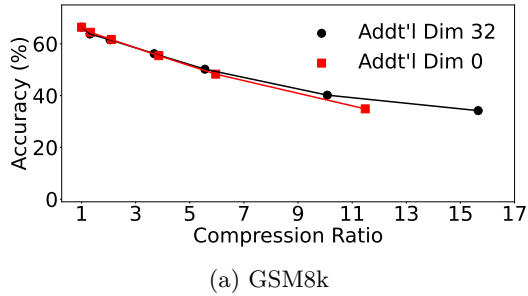


Figure 12: Ablation study: Impact of varying the additional dimension in Basel on the compression of Llama 2-7B for the mathematical reasoning task.

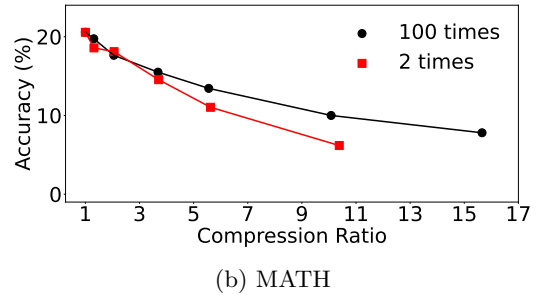
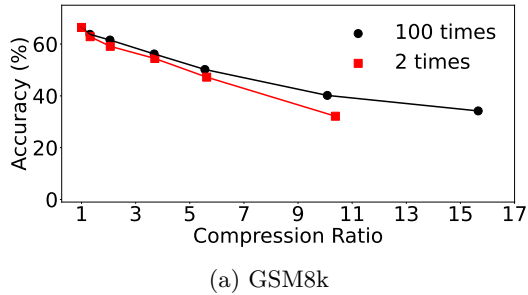


Figure 13: Ablation study: Impact of varying the pruning times in Basel on the compression of Llama 2-7B for the mathematical reasoning task.

Similarly, performing light pruning multiple times allows the model to gradually adapt to parameter reduction, which is especially helpful for extreme compression. Figure 13 illustrates this effect by comparing two pruning strategies—100 times versus 2. The model pruned 100 times consistently achieves higher accuracy at compression ratios greater than 4.

Basel freezes the basis vectors and updates only the singular values (and any additional bases) during compression. To evaluate the benefit of this design choice, we compare it with a variant of Basel where the basis vectors are also updated. Figure 14 presents the performance of both approaches on compressing Llama 2-7B for mathematical reasoning. Freezing the bases results in better accuracy. It also reduces compression time by 33%, as backpropagation involves fewer trainable parameters.

4.8 Compression vs. Training from Scratch

In many real-world LLM deployment scenarios, compute and hardware constraints impose a target model size tailored to a specific application, which may not match any existing pretrained models. For example, Llama-2 offers 7B, 13B, and 70B variants, but no 4B option. To obtain a model of the required size for the target application, one can either (1) train a new model from scratch or (2) compress a nearby larger model. The first approach is often impractical due to high computational costs—training Llama reportedly requires up to one million A100 GPU hours Touvron et al. (2023a)—and limited access to pretraining data. In contrast, model compression is far more efficient; low-rank methods such as Basel typically require less than 0.01% of the pretraining compute.

To assess the effectiveness of compression, we compare a fine-tuned Llama 3.2-1B model with a compressed version of Llama 3.2-3B reduced to 1B parameters using Basel. As shown in Table 2, the compressed model achieves similar performance on mathematical reasoning. This indicates that, in this setting, compression can serve as a viable alternative to training from scratch—offering substantial savings in compute and eliminating the need for pretraining data. These results demonstrate the potential of Basel to support efficient model scaling under deployment constraints.

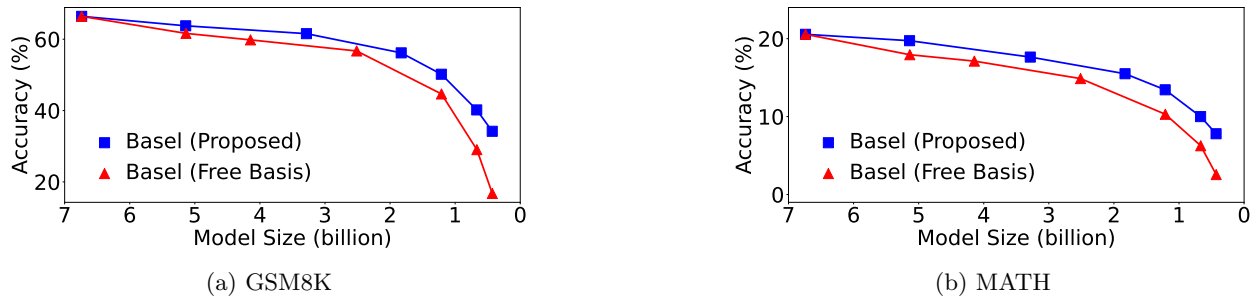


Figure 14: Ablation study: Pass@1 accuracy and size of Llama 2-7B compressed by Basel (proposed) and Basel (free basis) on mathematical reasoning.

Table 2: Pass@1 accuracy and model size of Llama 3.2-3B compression via Basel for mathematical reasoning.

	3B	1B	Basel-compressed-3B
Model Size (billion)	3.21	1.24	1.24
GSM8K Acc (%)	72.5	54.4	55.3
MATH Acc (%)	26.1	17.6	16.7

5 Conclusion

The significant size of large language models leads to high inference costs and demands substantial computing resources. To mitigate these issues, we focus on compressing large language models to meet the specific requirements of target applications. Our approach involves examining these models through the lens of matrix factorization. By viewing the weight matrix of large language models as a linear combination of a group of bases, we have identified that pretrained models often contain many redundant bases that are less useful for target applications. To address this, we propose Basel, a compression algorithm that evaluates the importance of each base for target applications and prunes those that are less significant. Experimental results demonstrate that Basel significantly outperforms state-of-the-art low-rank compression algorithms in achieving deep compression. Basel greatly reduces the inference cost of large language models, making them more accessible and practical for a wider range of applications. This advancement has the potential to democratize the use of large language models, facilitating their adoption and integration across diverse fields and industries.

References

- Anish Acharya, Rahul Goel, Angeliki Metallinou, and Inderjit Dhillon. Online Embedding Compression for Text Classification Using Low Rank Matrix Factorization. In *AAAI*, 2019.
- Yongqi An, Xu Zhao, Tao Yu, Ming Tang, and Jinqiao Wang. Fluctuation-based Adaptive Structured Pruning for Large Language Models. In *AAAI*, 2024.
- Jacob Austin, Augustus Odena, Maxwell Nye, Maarten Bosma, Henryk Michalewski, David Dohan, Ellen Jiang, Carrie Cai, Michael Terry, Quoc Le, and Charles Sutton. Program Synthesis with Large Language Models. *arXiv preprint arXiv:2108.07732*, 2021.
- Mark Chen, Jerry Tworek, Heewoo Jun, Qiming Yuan, Henrique Ponde de Oliveira Pinto, Jared Kaplan, Harri Edwards, Yuri Burda, Nicholas Joseph, Greg Brockman, et al. Evaluating Large Language Models Trained on Code. *arXiv preprint arXiv:2107.03374*, 2021a.
- Patrick Chen, Si Si, Yang Li, Ciprian Chelba, and Cho-Jui Hsieh. GroupReduce: Block-Wise Low-Rank Approximation for Neural Language Model Shrinking. In *NeurIPS*, 2018.

-
- Patrick Chen, Hsiang-Fu Yu, Inderjit Dhillon, and Cho-Jui Hsieh. DRONE: Data-Aware Low-Rank Compression for Large NLP Models. In *NeurIPS*, 2021b.
- Karl Cobbe, Vineet Kosaraju, Mohammad Bavarian, Mark Chen, Heewoo Jun, Lukasz Kaiser, Matthias Plappert, Jerry Tworek, Jacob Hilton, Reiichiro Nakano, Christopher Hesse, and John Schulman. Training Verifiers to Solve Math Word Problems. *arXiv preprint arXiv:2110.14168*, 2021.
- Emily L Denton, Wojciech Zaremba, Joan Bruna, Yann LeCun, and Rob Fergus. Exploiting Linear Structure within Convolutional Networks for Efficient Evaluation. *NeurIPS*, 2014.
- Tim Dettmers, Artidoro Pagnoni, Ari Holtzman, and Luke Zettlemoyer. QLoRA: Efficient Finetuning of Quantized LLMs. In *NeurIPS*, 2023.
- Gene H. Golub and Charles F. Van Loan. *Matrix Computations*. Johns Hopkins University Press, Baltimore and London, 1996.
- Dan Hendrycks, Collin Burns, Saurav Kadavath, Akul Arora, Steven Basart, Eric Tang, Dawn Song, and Jacob Steinhardt. Measuring Mathematical Problem Solving with the MATH Dataset. *NeurIPS*, 2021.
- Yen-Chang Hsu, Ting Hua, Sungen Chang, Qian Lou, Yilin Shen, and Hongxia Jin. Language Model Compression with Weighted Low-Rank Factorization. In *ICLR*, 2022.
- Max Jaderberg, Andrea Vedaldi, and Andrew Zisserman. Speeding Up Convolutional Neural Networks with Low Rank Expansions. *arXiv preprint arXiv:1405.3866*, 2014.
- Matan Ben Noach and Yoav Goldberg. Compressing pre-trained language models by matrix decomposition. In *AACL/IJCNLP*, 2020.
- Daniel Povey, Gaofeng Cheng, Yiming Wang, Ke Li, Hainan Xu, Mahsa Yarmohammadi, and Sanjeev Khudanpur. Semi-Orthogonal Low-Rank Matrix Factorization for Deep Neural Networks. In *INTERSPEECH*, 2018.
- Pratyusha Sharma, Jordan T. Ash, and Dipendra Misra. The Truth is in There: Improving Reasoning in Language Models with Layer-Selective Rank Reduction. In *ICLR*, 2024.
- Hugo Touvron, Thibaut Lavril, Gautier Izacard, Xavier Martinet, Marie-Anne Lachaux, Timothée Lacroix, Baptiste Rozière, Naman Goyal, Eric Hambro, Faisal Azhar, et al. Llama: Open and Efficient Foundation Language Models. *arXiv preprint arXiv:2302.13971*, 2023a.
- Hugo Touvron, Louis Martin, Kevin Stone, Peter Albert, Amjad Almahairi, Yasmine Babaei, Nikolay Bashlykov, Soumya Batra, Prajjwal Bhargava, Shruti Bhosale, et al. Llama 2: Open Foundation and Finetuned Chat Models. *arXiv preprint arXiv:2307.09288*, 2023b.
- Jian Xue, Jinyu Li, and Yifan Gong. Restructuring of Deep Neural Network Acoustic Models with Singular Value Decomposition. In *INTERSPEECH*, 2013.
- Hao Yu and Jianxin Wu. Compressing Transformers: Features Are Low-Rank, But Weights Are Not! In *AAAI*, 2023.
- Xiangyu Zhang, Jianhua Zou, Kaiming He, and Jian Sun. Accelerating very deep convolutional networks for classification and detection. *IEEE Transactions on Pattern Analysis and Machine Intelligence*, 38(10): 1943–1955, 2015.