
HyperInterval: Hypernetwork approach to training weight interval regions in continual learning

Patryk Krukowski
 IDEAS NCBR
 Jagiellonian University
 patryk.krukowski@ideas-ncbr.pl

Anna Bielawska
 Jagiellonian University
 annabielawska07@gmail.com

Kamil Książek
 Jagiellonian University
 kamil.ksiazek@uj.edu.pl

Paweł Wawrzyński
 IDEAS NCBR
 pawel.wawrzynski@ideas-ncbr.pl

Paweł Batorski
 Jagiellonian University
 pawel.batorski@doctoral.uj.edu.pl

Przemysław Spurek
 IDEAS NCBR
 Jagiellonian University
 przemyslaw.spurek@uj.edu.pl

Abstract

Recently, a new Continual Learning (CL) paradigm was presented to control catastrophic forgetting, called Interval Continual Learning (InterContiNet), which relies on enforcing interval constraints on the neural network parameter space. Unfortunately, InterContiNet training is challenging due to the high dimensionality of the weight space, making intervals difficult to manage. To address this issue, we introduce HyperInterval, a technique that employs interval arithmetic within the embedding space and utilizes a hypernetwork to map these intervals to the target network parameter space. We train interval embeddings for consecutive tasks and train a hypernetwork to transform these embeddings into weights of the target network. An embedding for a given task is trained along with the hypernetwork, preserving the response of the target network for the previous task embeddings. Interval arithmetic works with a more manageable, lower-dimensional embedding space rather than directly preparing intervals in a high-dimensional weight space. Our model allows faster and more efficient training. Furthermore, HyperInterval maintains the guarantee of not forgetting. At the end of training, we can choose one universal embedding to produce a single network dedicated to all tasks. In such a framework, hypernetwork is used only for training and can be seen as a meta-trainer. HyperInterval obtains significantly better results than InterContiNet and gives SOTA results on several benchmarks.

1 Introduction

Humans have a natural ability to learn from a continuous flow of data, as real-world data is usually presented sequentially. Humans need to be able to learn new tasks while also retaining and utilizing knowledge from previous tasks. While deep learning models have achieved significant success in many individual tasks, they struggle in this aspect and often perform poorly on the preceding tasks after learning new ones, which is known as catastrophic forgetting [25, 28, 9].

Continual learning (CL) is an important area of machine learning that aims to bridge the gap between human and machine intelligence. While several methods have been proposed to effectively reduce

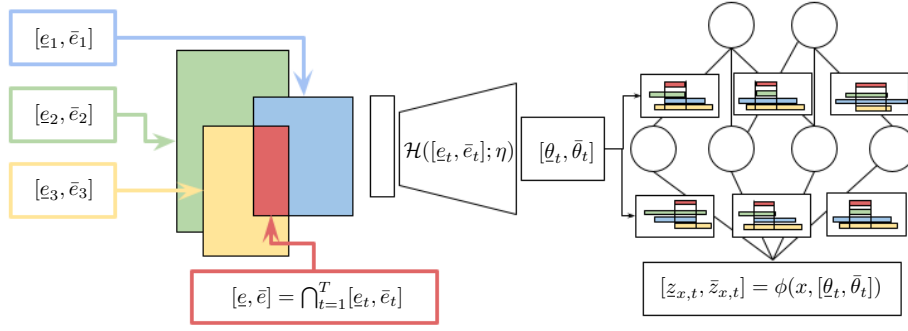


Figure 1: HyperInterval uses interval arithmetic in the input to the hypernetwork. After propagating the intervals through the hypernetwork, we obtain the intervals on the target network layers. The intersection of all intervals produces universal embeddings dedicated to all tasks. Our model gives theoretical guarantees for not forgetting.

forgetting when learning new tasks, such as that by [16, 21, 34, 1, 24, 30, 37], they typically do not provide any solid guarantees about the extent to which the model experiences forgetting.

In the Interval Continual Learning (InterContiNet) [41], authors propose a new paradigm that uses interval arithmetic in CL scenarios. The main idea is to use intervals to control weights dedicated to subsequent tasks. Thanks to strict interval arithmetic, we can enforce a network to give the same prediction for each weight sampled from the interval. Moreover, we can force the interval of the new task to be entirely contained in the hyperrectangles of the previous ones. The two above properties allow one to obtain strict constraints for forgetting. The model has strong theoretical fundamentals and obtains good results in incremental tasks and domain scenarios related to regularization-based methods on relatively small datasets. The main limitation of InterContiNet is a complicated training process. To allow for the training of new tasks, we have to use large intervals in the weight space, which is trained in an extremely high-dimensional parameter space. Consequently, the model is limited to simple architectures, datasets, and continuous learning scenarios.

To solve such a problem, we propose HyperInterval¹, i.e. a model which uses intervals in the embedding space and a hypernetwork to transfer them to the weight space of the target network, see Fig. 1. Such a solution allows one to effectively train InterContiNet (target network) on large datasets and the most difficult incremental class scenarios. A hypernetwork architecture [12] is defined as a neural network that generates weights for a specific target network designed to solve a particular problem. In continual learning, a hypernetwork may generate weights for the target model [38, 13, 17]. Dependent on the task identity, trainable embeddings are fed into the hypernetwork. After training is complete, a single meta-model can create task-specific weights. This ability to generate distinct weights for various tasks enables models based on hypernetworks to maintain minimal knowledge loss.

In HyperInterval, we use interval arithmetic in an embedding space. The hypernetwork propagates interval embedding to produce weight for the target network. Our model uses InterContiNet as a target model and Interval Bound Propagation (IBP) [11] technique in the hypernetwork. Our HyperInterval produce intervals in a low-dimensional embedding space instead of a high-dimensional parameter space.

Our model can be used in incremental class learning in both scenarios: with and without task identity. We can use the evaluation scenario proposed by hypernetwork-based models [38, 13, 17] For known task identity scenarios, we use interval arithmetic as a regularization technique, and each task embedding produces a new InterContiNet network dedicated to this task. We can also use an entropy criterion to determine a class identity when it is unknown. In both solutions, we must memorize hypernetwork and all task embeddings. Our framework allows us to produce a universal embedding. With interval arithmetic, we can control intervals and transform them into embeddings with non-empty intersections. The intersection of intervals, i.e. a universal embedding, can be used for solving multiple tasks. In such a scenario, we use the hypernetwork only as a *meta-trainer*, which

¹The source code is available at <https://github.com/gmum/HyperInterval>.

is not used in inference. At the end of the training, we generate the final InterContiNet network from the universal embedding. Such an approach significantly outperforms InterContiNet and gives similar scores to state-of-the-art methods.

Our contributions can be summarized as follows:

- We show HyperInterval, which uses interval arithmetic in the embedding space and a hypernetwork to propagate intervals to the weight space.
- We demonstrate that our model can efficiently use interval arithmetic in CL settings in incremental class learning scenarios on large datasets.
- We show that a hypernetwork can be used as a meta-trainer producing the final network and not further used in inference.

2 Related Works

Continual learning. Suppose we have trained a neural network with a chunk of data and then we apply a typical training routine to the same network with another chunk of data. That usually leads to *catastrophic forgetting* [9], i.e., the network ceases to represent patterns trained on the earlier chunk of data. *Continual learning* is a set of training methods that allow the network to adjust to consecutive chunks of data, also referred to as *tasks*, while retaining fitness to previous chunks, now inaccessible. Several setups for continual learning are considered [36]. In a task-incremental setup, we assume that in the inference a data sample belongs to a certain known task. In a class-incremental setup, we assume that the tasks may differ in terms of data distribution, but they share a common input-output conditional distribution which the network is to learn to represent.

Rehearsal methods store a limited-size representation of previous tasks and train the network on a combination of data samples from the previous and current tasks. In the simplest setup, a memory buffer is used to store selected previous samples in their raw form [21, 2, 27] or store exemplars of classes in the class incremental setting [29, 5, 4, 43, 14, 3]. Some methods instead of using raw data samples, store data representations of previous tasks in different forms, e.g., optimized artificial samples [20], distilled datasets [40, 46] or addressable memory structures [8].

Buffer-based approaches raise questions of scalability and data privacy. To address these questions, generative rehearsal methods are based on generative models that produce data samples similar to those present in previous tasks, instead of just replaying them from a storage. In Deep Generative Replay [34], a Generative Adversarial Network (GAN) is used as a model to generate data from the previous tasks. For the same purpose, Variational Autoencoders (VAE) are used in [35], Normalizing Flows in [26], Gaussian Mixture Models in [31] and Diffusion Models in [6].

Regularization methods [16, 45, 19] are designed especially for the task incremental setup. They identify neural weights with the greatest impact on task performance and slow down their learning on further tasks through regularization.

Architectural methods [33, 44, 22, 23, 42] are especially designed for the task incremental setup. They adjust the structure of the model for each task.

Wolczyk et al. [41] introduced the InterContiNet algorithm. For each task, this method identifies a region in the weight space in which any weight vector assures a good performance. A weight vector proper for all tasks is taken from the intersection of these regions. In InterContiNet, these regions take the form of cuboids. In [13], the regions in the weight space take the form of normal distributions. In the architecture presented there, a hyper-hypernetwork transforms inputs into task-specific embeddings which a hypernetwork transforms into those distributions in the weight space of the target network. The current work develops the same emerging family of methods that could be called regional methods. However, here we consider regions that result from the transformation of low-dimensional cuboids assigned to tasks by a hypernetwork.

3 Interval arithmetic in Continual Learning scenario

We start with describing InterContiNet [41] (Interval Continuous Learning), which shows how interval arithmetic can be used in CL scenarios. Instead of considering particular points $\vartheta \in \mathbb{R}^D$ in the

parameter space, regions $\Theta \subset \mathbb{R}^D$ are used. In InterContiNet, the authors use interval arithmetic [7] (Section 2.5.3) and operations on segments (hyperrectangles). The hyperrectangle $[\underline{\theta}, \bar{\theta}]$ is a Cartesian product of one-dimensional intervals

$$[\underline{\theta}, \bar{\theta}] = [\underline{\theta}^{(1)}, \bar{\theta}^{(1)}] \times [\underline{\theta}^{(2)}, \bar{\theta}^{(2)}] \times \dots \times [\underline{\theta}^{(D)}, \bar{\theta}^{(D)}] \subset \mathbb{R}^D,$$

where by $\theta^{(i)}$ we denote the i -th element of θ . Interval arithmetic utilizes operations on segments.

Let us denote by $\phi(x; \theta)$ a layered neural classifier with input x and weights θ . In InterContiNet [41], weights of the network are assumed to be intervals, thus altogether define a hyperrectangle, $[\underline{\theta}, \bar{\theta}]$. Therefore, for a given input x , the network produces a hyperrectangular output $[\underline{z}, \bar{z}] = \phi(x, [\underline{\theta}, \bar{\theta}])$, rather than a vector. Appendix A provides details of InterContiNet’s inner workings.

In InterContiNet, intervals are used instead of points, therefore the worst-case cross-entropy is used instead of classical ones. The worst-case interval-based loss is defined by

$$\hat{\ell}(x, y; [\underline{\theta}, \bar{\theta}]) = \ell(\hat{z}, y), \quad (1)$$

where x is an observation, y is an one-hot encoded class of x , $\ell(\cdot, \cdot)$ is the cross-entropy loss, and \hat{z} is a vector with the i -th element defined as:

$$\hat{z}^{(i)} = \begin{cases} \bar{z}^{(i)}, & \text{for } y^{(i)} = 0, \\ \underline{z}^{(i)}, & \text{for } y^{(i)} = 1, \end{cases}$$

where $z = \phi(x; [\underline{\theta}, \bar{\theta}])$. The worst-case cross-entropy, as shown in [41, Theorem 3.1], gives a strict upper limit on cross-entropy

$$\hat{\ell}(x, y; [\underline{\theta}, \bar{\theta}]) \geq \max_{\theta \in [\underline{\theta}, \bar{\theta}]} \ell(\phi(x; [\theta, \theta]), y). \quad (2)$$

The InterContiNet network is applicable in continual learning settings, ensuring no forgetting. Practically, for the continual learning challenge of optimizing across the tasks $1, \dots, T$, during the training on a specific task t , the goal is to achieve the optimal worst-case cross-entropy within the intervals $[\underline{\theta}_t, \bar{\theta}_t]$ where $[\underline{\theta}_t, \bar{\theta}_t] \subseteq [\underline{\theta}_{t-1}, \bar{\theta}_{t-1}]$. Interval arithmetic facilitates non-forgetting by maintaining the weights interval of task t within the weights interval trained for task $t - 1$.

Concluding, InterContiNet utilizes a conventional feed-forward neural network ϕ with parameters θ , but rather than focusing on specific points in the parameter space, it considers regions $[\underline{\theta}, \bar{\theta}]$. Specifically, InterContiNet employs for task t the parameter of the network with the central point θ_t and an interval radius $\varepsilon_t \in \mathbb{R}^D$. Therefore, the parameter region is defined as $[\underline{\theta}_t, \bar{\theta}_t] = [\theta_t - \varepsilon_t, \theta_t + \varepsilon_t]$. With this approach, the network can still function as a conventional non-interval model by using only the central weights θ_t , which consequently generates only the central activations for each layer. Concurrently, the activation intervals $[\underline{z}_l, \bar{z}_l]$ can be computed with interval arithmetic. As detailed by Goyal et al. [11], these processes can be efficiently implemented on GPUs by simultaneously computing the central activations and their corresponding radii. InterContiNet redesigns the fundamental components of neural networks (such as fully-connected or convolutional layers, activations, and pooling) to accommodate interval inputs and weights.

InterContiNet’s training

The training of InterContiNet in a continual learning setting is problematic since intervals in the high-dimensional parameter space need to be controlled. To solve this problem, the authors divide the training of each task t into two phases.

In the first phase, the algorithm finds the interval centers θ_t and keeps the radii ε_t frozen. In this phase, the classical cross-entropy loss is used. In the second phase, the centres θ_t are frozen and ε_t are initialised with the maximal value that still fits within the previous interval. Then, the radii ε_t are optimized to be largest possible, while assuring limits of the worst-case loss $\hat{\ell}(x, y; [\theta_t - \varepsilon_t, \theta_t + \varepsilon_t])$ averaged over (x, y) in task t . That is, the worst-case loss may be above the average loss achieved by the centers θ_t only by a given margin.

The above optimization procedure is exposed to many problems in practical applications. In a multidimensional weight space, it is difficult to optimize weight hyperrectangles for different tasks to

have a non-empty intersection. Consequently, the model is limited to relatively simple architectures, datasets, and CL scenarios. To solve the above problem, we propose HyperInterval, a model which uses intervals in the embedding space and a hypernetwork to produce intervals in the weight space, as presented in Fig. 1. In HyperInterval, the weights of the target networks are produced by a meta-model, which is trained for all tasks and generates dedicated weights for each subsequent task. HyperInterval allows one to effectively train InterContiNet on large datasets and the most difficult incremental class scenarios. In addition, we can retain all InterContiNet properties and maintain guarantees of not forgetting.

4 Hypernetworks for Interval Arithmetic in CL

In this section, we present HyperInterval in detail. We introduce a hypernetwork that transforms hyperrectangles in a low-dimensional embedding space into regions in the weight space of InterContiNet. We demonstrate the effectiveness of this joint architecture. Finally, we show that the hypernetwork may be used only in training, while during inference only the target network is utilized. A region in the target network weight space is shaped for all CL tasks iteratively, i.e. new constraints are defined for subsequent tasks. Finally, we can create a universal region of weights with a universal embedding vector. Still, we can produce weights for each task with dedicated embeddings, ensuring higher performance for individual tasks, but at the expense of less universality.

HyperInterval consists of the interval hypernetwork directly preparing weights for the InterContiNet-based interval target network which finally performs a classification. The consecutive parts of the HyperInterval architecture will be described in the next few paragraphs.

Hypernetwork Introduced in [12], hypernetworks are neural models that produce weights for a distinct target network designed for solving a specific problem. Hypernetworks were already used in continual learning [38, 13, 17]. In this context, they generate unique weights for individual CL tasks.

HNET [38] introduces trainable embeddings $e_t \in \mathbb{R}^M$, one for each task t , where $t \in \{1, \dots, T\}$. The hypernetwork, denoted as \mathcal{H} , and parameterized by η , outputs the weights θ_t for the target network ϕ , which are specific to the t -th task, as shown by the equation: $\mathcal{H}(e_t; \eta) = \theta_t$.

The function $\phi(\cdot; \theta_t) : X \rightarrow Y$ represents a neural network classifier with weights θ_t generated by the hypernetwork $\mathcal{H}(\cdot; \eta)$ with weights η , and assigns labels for samples in a given task. Notably, the target network itself is not trained directly. Within HNET, a hypernetwork $\mathcal{H}(\cdot; \eta) : \mathbb{R}^M \ni e_t \mapsto \theta_t$ computes the weights θ_t for the target network ϕ based on the dedicated task embedding e_t . Consequently, each task in continual learning is represented by a classifier function $\phi(\cdot; \theta_t) = \phi(\cdot; \mathcal{H}(e_t; \eta))$.

After training, a single meta-model is produced, which furnishes weights for specific tasks. The capacity to generate distinct weights for each task allows hypernetwork-based models to exhibit minimal catastrophic forgetting. When learning the following task, essentially a new architecture is created, with weights dedicated to this task. To identify weights fitting to all tasks, we introduce HyperInterval, which uses a hypernetwork with interval arithmetic and, optionally, also training rules ensuring a joint weight subregion for more CL tasks. Basically, this scenario corresponds to a single architecture for a higher number of tasks. After training, we propagate the intersection of intervals through the hypernetwork to produce universal weights for all tasks. In such a scenario, we do not need to memorize embeddings and hypernetworks since one network is dedicated to all tasks.

Interval arithmetic in the embedding space In HNET [38] and HNET-based models [13, 17] authors use one-dimensional trainable embeddings $e_t \in \mathbb{R}^M$ for each task t , where $t \in \{1, \dots, T\}$. In

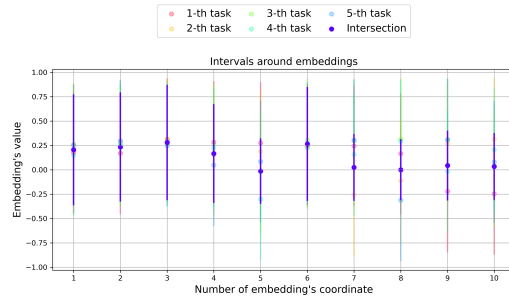


Figure 2: Embedding intervals for Split CIFAR-100, 5 tasks with 20 classes each, using the $\cos(\cdot)$ nesting method. Only 10 first embedding coordinates are shown.

HyperInterval, we use interval arithmetic, which results in an embedding defined by its lower and upper bound for each coordinate:

$[\underline{e}_t, \bar{e}_t] = [e_t - \varepsilon_{t,i}, e_t + \varepsilon_{t,i}] = [e_t^{(1)} - \varepsilon_{t,i}^{(1)}, e_t^{(1)} + \varepsilon_{t,i}^{(1)}] \times \dots \times [e_t^{(M)} - \varepsilon_{t,i}^{(M)}, e_t^{(M)} + \varepsilon_{t,i}^{(M)}] \subset \mathbb{R}^M$, where $\varepsilon_t = [\varepsilon_{t,i}^{(1)}, \dots, \varepsilon_{t,i}^{(M)}]$ is a perturbation vector during the i -th iteration of training the t -th task ($i \in \{1, \dots, n\}$) satisfying the condition $\sigma(\varepsilon_t) = 1$, where $\sigma(\cdot)$ is the softmax function. It is worth noting that such a normalization technique is applied to perturbed vectors before passing through the hypernetwork. Consequently, e_t denotes the center of the embedding for the t -th task. The presented condition ensures that intervals do not collapse to zero widths in training. Perturbation vector coordinates values are trainable when we create specific weights for each task or are strictly given in cases where we define a joint weight subregion for all tasks. Nevertheless, its values must be non-negative, i.e., $\varepsilon_{t,i}^j \geq 0$ for $j \in \{1, \dots, M\}$.

Thanks to using interval-based embeddings, we can select an embedding subspace to create regions dedicated to more CL tasks, see Fig. 1. In HyperInterval, interval embeddings are transformed by the hypernetwork into hyperrectangles of weights of InterContiNet (target model). In this scenario, the hypernetwork propagates segments instead of points. To achieve this, in the hypernetwork model, we use an architecture based on Interval Bound Propagation (IBP) [11].

Table 1: Average accuracy with a standard deviation of different continual learning methods in the task incremental setup. Results for different methods than HyperInterval are derived from other papers.

Method	Per. MNIST	Split MNIST	Split CIFAR-100	TinyImageNet
HAT	97.67 \pm 0.02	—	72.06 \pm 0.50	—
GPM	94.96 \pm 0.07	—	73.18 \pm 0.52	67.39 \pm 0.47
PackNet	96.37 \pm 0.04	—	72.39 \pm 0.37	55.46 \pm 1.22
SupSup	96.31 \pm 0.09	—	75.47 \pm 0.30	59.60 \pm 1.05
La-MaML	—	—	71.37 \pm 0.67	66.99 \pm 1.65
FS-DGPM	—	—	74.33 \pm 0.31	70.41 \pm 1.30
WSN, $c=30\%$	96.41 \pm 0.07	—	75.98 \pm 0.68	70.92 \pm 1.37
WSN, $c=50\%$	96.24 \pm 0.11	—	76.38 \pm 0.34	69.06 \pm 0.82
EWC	95.96 \pm 0.06	99.12 \pm 0.11	72.77 \pm 0.45	—
SI	94.75 \pm 0.14	99.09 \pm 0.15	—	—
DGR	97.51 \pm 0.01	99.61 \pm 0.02	—	—
HNET	97.57 \pm 0.02	99.79 \pm 0.01	—	—
HyperInterval	97.78 \pm 0.09	99.75 \pm 0.08	77.46 \pm 1.34	66.10 \pm 0.62

prevent the hypernetwork from forgetting previous tasks, we regularize its training to produce the same target network weights for previous task embeddings. In a training of task T with HyperInterval, the regularization loss is specified as:

$$\mathcal{L}_{output}(\eta) = \frac{1}{3(T-1)} \sum_{t=1}^{T-1} \sum_{\mu \in \{\underline{e}_t, (e_t + \bar{e}_t)/2, \bar{e}_t\}} \|\mathcal{H}(\mu; \eta_{T-1}) - \mathcal{H}(\mu; \eta)\|^2, \quad (3)$$

where η_{T-1} are the hypernetwork weights trained for task $T-1$. The second component of the nested sum above corresponds to the regularization of the embedding center, i.e. $e_t = (\underline{e}_t + \bar{e}_t)/2$. The motivation for using such a regularization formula stems from the fact that the centers and ends of intervals are the most important points within the entire interval. When the task identity is given in the inference stage, then one can just use

$$\mathcal{L}_{output}(\eta) = \frac{1}{T-1} \sum_{t=1}^{T-1} \|\mathcal{H}(e_t; \eta_{T-1}) - \mathcal{H}(e_t; \eta)\|^2,$$

as we do not have to regularize the hypernetwork beyond the middle of the interval. The ultimate cost function is a sum of a component $\mathcal{L}_{current}$, defined by the current task data, and output regularization \mathcal{L}_{output} , i.e.,

$$\mathcal{L} = \mathcal{L}_{current} + \beta \cdot \mathcal{L}_{output}, \quad (4)$$

In our proposed HyperInterval, we use a hypernetwork whose weights η are vectors, but it is fed with an interval input $[\underline{e}_t, \bar{e}_t]$, thus producing an interval output, i.e.,

$$[\underline{\theta}_t, \bar{\theta}_t] = \mathcal{H}([\underline{e}_t, \bar{e}_t]; \eta).$$

Inner workings of the hypernetwork are based on interval arithmetic. We elaborate more on this in Appendix B.

The hypernetwork \mathcal{H} and the target network ϕ are jointly trained using the procedure described below. It is necessary to ensure that in learning a given task, HyperInterval does not forget the previously learned knowledge. [38, 13] circumvent this problem. Outputs from task-conditioned hypernetworks are generated based on the task embedding. To

where β represents a hyperparameter managing the intensity of regularization. For an input-output data pair, (x, y) , the current loss is defined as the standard cross-entropy combined with the worst-case cross-entropy, i.e.,

$$\ell_{current} = \kappa \cdot \ell\left(\frac{z_L + \bar{z}_L}{2}, y\right) + (1 - \kappa) \cdot \ell(\hat{z}_L, y),$$

where κ is a hyperparameter scheduled during training helping to control the proper classification of samples. $\mathcal{L}_{current}$ in (4) is the average of $\ell_{current}$ over the current task data D_t .

Both components of \mathcal{L} are essential because HyperInterval includes two networks, and it is imperative to mitigate drastic changes in the hypernetwork output weights after learning of subsequent CL tasks while being able to gain new knowledge. The pseudocode of HyperInterval is present in Appendix C.

Hypernetwork as a meta-trainer HyperInterval consists of interval embeddings propagated through the IBP-based hypernetwork and InterContiNet target network. Thus, the hypernetwork can be seen as a meta-trainer. During the training of CL tasks, we can nest consecutive embeddings in the previous ones, gradually limiting space for subsequent intervals. Therefore, the last embedding would have a non-empty intersection with all preceding embeddings. A common part of these embeddings may be used as a universal embedding and applied for solving all CL tasks, see Fig. 2. Therefore, we can propagate it through the IBP-based hypernetwork, getting a single target network to classify samples from all tasks. In such a way, the hypernetwork may be not used in inference, thus considered a meta-trainer.

Table 2: CL in the class incremental setup. The task identity results for universal embedding, interval entropy and vanilla entropy approaches. Vanilla entropy (VE), Interval entropy (IE), Universal Embedding (UE). Last – last task accuracy (max), Avg. – average task accuracy (max)

Method	Permuted MNIST	Split MNIST	Split CIFAR-100	
			Last	Avg.
HNET+ENT*	91.75 \pm 0.21	69.48 \pm 0.80	-	-
EWC*	33.88 \pm 0.49	19.96 \pm 0.07	-	-
SI*	29.31 \pm 0.62	19.99 \pm 0.06	-	-
DGR*	96.38 \pm 0.03	91.79 \pm 0.32	-	-
Euclidean-NCM**	-	-	30.6	50.0
FeTrIL**	-	-	46.2	61.3
FeCAM**	-	-	48.1	62.3
HyperInterval (UE)	88.61 \pm 0.76	78.80 \pm 5.39	15.36	14.22
HyperInterval (IE)	94.90 \pm 0.77	55.37 \pm 4.24	48.15	41.03
HyperInterval (VE)	94.60 \pm 1.11	55.38 \pm 4.89	30.9	39.99

We achieve embedding hyperrectangles overlapping for different tasks, by transforming trained *pre-embeddings*, $a_t \in \mathbb{R}^M$, into the task embeddings with the following formulae

$$\begin{aligned} e_t &= (\gamma/M) \cos(a_t), \\ \underline{e}_t &= e_t - \gamma \cdot \sigma(\epsilon_t), \\ \bar{e}_t &= e_t + \gamma \cdot \sigma(\epsilon_t), \end{aligned} \quad (5)$$

where γ is a perturbation hyperparameter and M is a natural number representing the embedding space dimensionality, and $\sigma(\cdot)$ is the softmax function.

At the end of the training, we have a sequence $([\underline{e}_1, \bar{e}_1], \dots, [\underline{e}_T, \bar{e}_T])$ of interval embeddings dedicated to consecutive CL tasks. The above procedure forces such segments to have non-empty intersections as it is shown in Lemma 4.1. Therefore, we can define a universal embedding as $[\underline{e}, \bar{e}] =$

$\bigcap_t [\underline{e}_t, \bar{e}_t]$. As mentioned above, when ϵ^* is trainable, finding a universal embedding is not guaranteed.

Lemma 4.1. *Let (e_1, e_2, \dots, e_T) be embedding centers, T be the number of CL tasks, $\gamma > 0$ be a perturbation value, $\mathcal{H}(\cdot, \eta)$ be a hypernetwork with weights η , and M be a natural number representing the dimensionality of the embedding space, $\underline{e}_t, \bar{e}_t$ be calculated according to (5) with $\epsilon_t \equiv \epsilon^*$ being a vector of ones.*

where $\sigma(\cdot)$ is the softmax function and $t \in \{1, 2, \dots, T\}$. Then

$$[\underline{e}, \bar{e}] = \bigcap_{t=1}^T [\underline{e}_t, \bar{e}_t]$$

has a non-empty intersection.

The proof of the above lemma is presented in Appendix D. Elements from the intersection allow one to solve multiple tasks with some accuracy that we obtain from the network created using the

dedicated embedding. In such a situation, we can use the center of the universal embedding and the trained hypernetwork to produce a single InterContiNet target network. In the evaluation, it is sufficient to use such prepared target weights, and we no longer need to store the hypernetwork and trained interval embeddings.

Guarantees of non-forgetting Below we specify the conditions of our proposed architecture to be non-forgetting. When the intersection of embedding intervals is non-empty, and the regularization for the hypernetwork training is effective, then we achieve non-forgetting, as the theorem below specifies.

Theorem 4.2. *Let (e_1, \dots, e_T) be embedding centers with corresponding perturbation vectors $(\epsilon_1, \dots, \epsilon_T)$, T be the number of CL tasks, $D_t = (X_t, Y_t)$ be a pair of observations X_t and their corresponding one-hot encoded classes Y_t taken from the t -th task, $\mathcal{H}(\cdot, \eta_T)$ be a hypernetwork with weights η_T obtained at the end of training the T -th task. Let also $\phi(\cdot, \mathcal{H}([e_t, \bar{e}_t]; \eta_T))$ be a target network with interval weights produced by the hypernetwork such that for every $\epsilon > 0$, $t \in \{1, 2, \dots, T\}$, e_t, ϵ_t , and $x \in X_t$, there exist $y \in Y_t$ such that*

$$\sup_{\mu \in [e_t, \bar{e}_t]} \|y - \phi(x, \mathcal{H}(\mu; \eta_T))\|_2 \leq \epsilon.$$

Assume also that $\bigcap_{t=1}^T [e_t, \bar{e}_t]$ is non-empty and let us introduce

$$A_t = \{\mu | \forall \epsilon > 0 \forall x \in X_t \exists y \in Y_t \sup_{\mu \in [e_t, \bar{e}_t]} \|y - \phi(x, \mathcal{H}(\mu; \eta_T))\|_2 \leq \epsilon\}, \quad t \in \{1, 2, \dots, T\},$$

$$A = \{\mu | \forall \epsilon > 0 \forall x \in X_t \exists y \in Y_t \sup_{\mu \in \bigcap_{t=1}^T [e_t, \bar{e}_t]} \|y - \phi(x, \mathcal{H}(\mu; \eta_T))\|_2 \leq \epsilon\}.$$

Then, we have guarantees of non-forgetting within the region $[e, \bar{e}] = \bigcap_{t=1}^T [e_t, \bar{e}_t]$, i.e. for each $t \in \{1, 2, \dots, T\}$, the following condition is satisfied: $A \subset A_t$.

The proof of the above theorem is presented in Appendix D.

Entropy for Intervals Intervals can also be useful for predicting the task’s identity during an inference stage when it is unknown. In this setup, we assume that perturbation vectors are learnable parameters. Let us assume we have given some observation x from task $t_x \in \{1, 2, \dots, T\}$ whose identity is unknown. Intervals around embedding centers are propagated to interval predictions of the last layer of the target network. This implies we can utilize additional information about the probability of x . Intuitively, the selection of the t_x -th embedding should produce shorter intervals around the predictions for the x observation than the selection of embedding of other tasks. Let $\hat{p}_{x,t}$ be a vector of class probabilities produced by the target network whose weights are selected by the t -th task embedding, i.e.,

$$[\bar{z}_{x,t}, \bar{z}_{x,t}] = \phi(x, \mathcal{H}(e_t; \eta)), \quad \hat{p}_{x,t} = \sigma((\bar{z}_{x,t} + \bar{z}_{x,t})/2).$$

We are going to apply this property, modifying the classical entropy as

$$H(x; t) = - \sum_{i=1}^N w_{x,t}^{(i)} \cdot \hat{p}_{x,t}^{(i)} \log \hat{p}_{x,t}^{(i)}, \quad w_{x,t}^{(i)} = \left(\bar{z}_{x,t}^{(i)} - \bar{z}_{x,t}^{(i)} + \zeta \right)^{-1}, \quad (6)$$

where $\zeta > 0$ is a small constant added to the denominator to prevent division by zero. Finally, we choose the task’s identity simply as $\hat{t} = \arg \min_{t \in \{1, 2, \dots, T\}} H(x, t)$.

5 Experiments

In this section, we provide an overview of the results of our method under different training assumptions. We cover a variety of incremental learning setups to ensure a broad analysis of the interval arithmetic approach in CL. Moreover, we show the best results obtained on each dataset using our training method.

Training setup We apply two typical CL training setups: Task Incremental Learning (TIL), in which the task identity of test samples is known, and Class Incremental Learning (CIL), in which the task identity during inference is unknown. When we consider HyperInterval in TIL, we do not use any nesting approaches and the input embedding intervals can be of different lengths. In CIL, we use the $\cos(\cdot)$ nesting method for the embeddings and the input intervals are of the same lengths, to prevent the embeddings from collapsing to a trivial point. A more detailed description of these setups can be found in Appendix E.

Table 3: Average accuracy with a standard deviation of the InterContiNet and HyperInterval methods, when the task identity is known or unknown, respectively. Results for InterContiNet are derived from [41]. A single star (*) means that the trained architecture was ResNet-18, while two stars (**) denote AlexNet.

	Method	Split MNIST	Split CIFAR-10	Split CIFAR-100
TIL	InterContiNet	98.93 \pm 0.05	72.64 \pm 1.18**	42 \pm 0.2**
	HyperInterval	99.75 \pm 0.08	92.41 \pm 0.82*	71.22 \pm 2.99*
CIL	InterContiNet	40.73 \pm 3.26	19.07 \pm 0.15**	—
	HyperInterval	78.8 \pm 5.39	77.02 \pm 2.46*	—

second one. For Split CIFAR-100, Split CIFAR-10 and TinyImageNet, we select a convolutional network, namely the ResNet-18 as in [10]. In all cases, the hypernetwork is an MLP with either one or two hidden layers. Whenever a convolutional target network is used, we apply interval relaxation during training. The description of this approach can be found in the Appendix E. We compare our solution with InterContiNet by Wolczyk et al. [41], WSN by Kang et al. [15], HNET by von Oswald et al. [38], FeCAM by Goswami et al. [10], as well as some other strong CL approaches mentioned in [10]. The choice of methods used for comparison depends on the applied training setup.

Experimental results Results for the known task identity setup are presented in Table 1. Our method outperforms its competitors on Permuted MNIST and Split CIFAR-100 datasets while reaching the second-best result on the Split MNIST dataset. Moreover, on TinyImageNet, we obtained stable results, meaning the second-lowest standard deviation score. For the same training setup, the comparison between InterContiNet and HyperInterval is shown in Table 3. We obtained better results on all three datasets used, specifically showing the advantage of HyperInterval in case of training convolutional networks. In this table, results for Split CIFAR-100 are obtained and compared using the FeCAM setup: 20 tasks with 5 classes each. In Figure 3, the 95% confidence intervals are shown with the mean test accuracy for each task, averaged over 5 different runs. In case of Permuted MNIST, the average test accuracy before and after training on consecutive tasks behaves similarly. Moreover, the confidence intervals overlap each other. For the Split CIFAR-100 dataset, the confidence intervals visibly deviate from one another, probably due to training on convolutional neural networks using the interval relaxation technique.

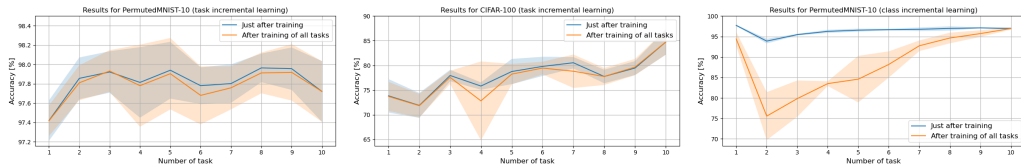


Figure 3: Average test accuracy (with 95% confidence intervals) for Permuted MNIST-10 for 10 tasks and Split CIFAR-100 for 10 tasks.

Results for the unknown task identity setup are presented in Tables 2 and 3. Despite the large standard deviation on Split MNIST, we obtain one universal embedding which solves all tasks at once, as we do for Permuted MNIST. On Split CIFAR-100 we obtain the best maximum last task accuracy. Moreover, compared to other methods, HyperInterval achieves a smaller deviation between the last task and average task accuracy, showing consistency in consecutive task results. As in the previous setup, HyperInterval method outperforms InterContiNet on all datasets by a large margin, which is shown in Table 3. In Figure 2 we present the interval embeddings for each of 5 tasks of Split CIFAR-100. It is shown that a non-empty universal embedding exists, moreover, it does not collapse to a point in the embedding space. On the right-hand side of Figure 3 we show that HyperInterval can learn new tasks with high accuracy just after training for Permuted MNIST-10.

In Appendix F we present a study focused on interval lengths, interval nesting and regularization. In Appendix G we present more detailed insight of the above experimental results.

Datasets We conduct experiments on 5 publicly available datasets: Permuted MNIST [39], Split MNIST [39], Split CIFAR-10 [41], Split CIFAR-100 [10] and TinyImageNet [10]. We encourage the reader to proceed to the supplementary materials for the details about the task division.

Architectures and baselines As target networks for Permuted MNIST and Split MNIST, we use two-layered MLPs with 1000 neurons per layer for the first dataset and 400 neurons per layer for the

6 Conclusions and limitations

In this paper, we introduce HyperInterval, a continual learning architecture that employs interval arithmetic in the trained neural model and a hypernetwork producing its weights. HyperInterval uses interval embeddings for consecutive tasks and trains the hypernetwork to transform these embeddings into weights of the target network. The proposed mechanism allows us to train interval networks (InterContiNet) on large datasets in continual learning scenarios, in the task incremental- and class incremental setups. HyperInterval enables the generation of a universal embedding thanks to interval arithmetic and hypernetwork training. The intersection of intervals, i.e. a universal embedding, can solve all tasks simultaneously. In such a scenario, we use the hypernetwork only as a *meta-trainer*, which is not used in inference. Furthermore, we provide formal guarantees of non-forgetting.

Limitations Our HyperInterval dramatically increases the performances of InterContiNet, but we have a problem with convolutional architectures. It is an open question of how to efficiently train Interval Arithmetic on convolutional layers. There are architectural components for which there are no obvious interval counterparts. A notable example of these components is two-dimensional batch normalization.

References

- [1] R. Aljundi, F. Babiloni, M. Elhoseiny, M. Rohrbach, and T. Tuytelaars. Memory aware synapses: Learning what (not) to forget. In *Proceedings of the European Conference on Computer Vision (ECCV)*, 2018.
- [2] R. Aljundi, E. Belilovsky, T. Tuytelaars, L. Charlin, M. Caccia, M. Lin, and L. Page-Caccia. Online continual learning with maximal interfered retrieval. In *Advances in Neural Information Processing Systems (NeurIPS)*, volume 32. Curran Associates, Inc., 2019.
- [3] E. Belouadah and A. Popescu. IL2M: Class incremental learning with dual memory. In *International Conference on Computer Vision (ICCV)*, 2019.
- [4] F. M. Castro, M. J. Marín-Jiménez, N. Guil, C. Schmid, and K. Alahari. End-to-end incremental learning. In *European Conference on Computer Vision (ECCV)*, 2018.
- [5] A. Chaudhry, P. K. Dokania, T. Ajanthan, and P. H. Torr. Riemannian walk for incremental learning: Understanding forgetting and intransigence. In *Proceedings of the European conference on computer vision (ECCV)*, pages 532–547, 2018.
- [6] B. Cywiński, K. Deja, T. Trzciński, B. Twardowski, and Łukasz Kuciński. Guide: Guidance-based incremental learning with diffusion models, 2024. arXiv:2403.03938.
- [7] G. Dahlquist and Å. Björck. *Numerical methods in scientific computing, volume I*. SIAM, 2008.
- [8] Z. Deng and O. Russakovsky. Remember the past: Distilling datasets into addressable memories for neural networks. In *Advances in Neural Information Processing Systems (NeurIPS)*, volume 35, pages 34391–34404, 2022.
- [9] R. M. French. Catastrophic forgetting in connectionist networks. *Trends in cognitive sciences*, 3(4):128–135, 1999.
- [10] D. Goswami, Y. Liu, B. Twardowski, and J. van de Weijer. Fecam: Exploiting the heterogeneity of class distributions in exemplar-free continual learning, 2024.
- [11] S. Goyal, K. Dvijotham, R. Stanforth, R. Bunel, C. Qin, J. Uesato, R. Arandjelovic, T. Mann, and P. Kohli. On the effectiveness of interval bound propagation for training verifiably robust models. *arXiv preprint arXiv:1810.12715*, 2018.
- [12] D. Ha, A. Dai, and Q. V. Le. Hypernetworks. *arXiv preprint arXiv:1609.09106*, 2016.
- [13] C. Henning, M. Cervera, F. D’Angelo, J. Von Oswald, R. Traber, B. Ehret, S. Kobayashi, B. F. Grewe, and J. Sacramento. Posterior meta-replay for continual learning. *Advances in Neural Information Processing Systems*, 34:14135–14149, 2021.

- [14] S. Hou, X. Pan, C. C. Loy, Z. Wang, and D. Lin. Learning a unified classifier incrementally via rebalancing. In *International Conference on Computer Vision (ICCV)*, 2019.
- [15] H. Kang, J. Yoon, S. R. Madjid, S. J. Hwang, and C. D. Yoo. Forget-free continual learning with soft-winning subnetworks, 2023.
- [16] J. Kirkpatrick, R. Pascanu, N. Rabinowitz, J. Veness, G. Desjardins, A. A. Rusu, K. Milan, J. Quan, T. Ramalho, A. Grabska-Barwinska, et al. Overcoming catastrophic forgetting in neural networks. *Proceedings of the National Academy of Sciences*, 114(13):3521–3526, 2017.
- [17] K. Książek and P. Spurek. Hypermask: Adaptive hypernetwork-based masks for continual learning. *arXiv preprint arXiv:2310.00113*, 2023.
- [18] K. H. Lee. *First course on fuzzy theory and applications*, volume 27. Springer Science & Business Media, 2004.
- [19] Z. Li and D. Hoiem. Learning without forgetting. *IEEE transactions on pattern analysis and machine intelligence*, 40(12):2935–2947, 2017.
- [20] Y. Liu, A.-A. Liu, Y. Su, B. Schiele, and Q. Sun. Mnemonics training: Multi-class incremental learning without forgetting. In *Computer Vision and Pattern Recognition (CVPR)*, 2020.
- [21] D. Lopez-Paz and M. Ranzato. Gradient episodic memory for continual learning. In *Proceedings of the Advances in Neural Information Processing Systems (NeurIPS)*, 2017.
- [22] A. Mallya and S. Lazebnik. Packnet: Adding multiple tasks to a single network by iterative pruning. In *Proceedings of the IEEE Conference on Computer Vision and Pattern Recognition (CVPR)*, 2018.
- [23] A. Mallya, D. Davis, and S. Lazebnik. Piggyback: Adapting a single network to multiple tasks by learning to mask weights. In *Proceedings of the European Conference on Computer Vision (ECCV)*, 2018.
- [24] N. Y. Masse, G. D. Grant, and D. J. Freedman. Alleviating catastrophic forgetting using context-dependent gating and synaptic stabilization. *Proceedings of the National Academy of Sciences*, 115:E10467 – E10475, 2018.
- [25] M. McCloskey and N. J. Cohen. Catastrophic interference in connectionist networks: The sequential learning problem. In *Psychology of learning and motivation*, volume 24, pages 109–165. Elsevier, 1989.
- [26] C. V. Nguyen, Y. Li, T. D. Bui, and R. E. Turner. Variational continual learning. In *International Conference on Learning Representations (ICLR)*, 2018.
- [27] A. Prabhu, P. H. Torr, and P. K. Dokania. Gdumb: A simple approach that questions our progress in continual learning. In *Proceedings of the European Conference on Computer Vision (ECCV)*, pages 524–540, 2020.
- [28] R. Ratcliff. Connectionist models of recognition memory: constraints imposed by learning and forgetting functions. *Psychological review*, 97(2):285, 1990.
- [29] S. Rebuffi, A. Kolesnikov, G. Sperl, and C. H. Lampert. icarl: Incremental classifier and representation learning. In *Computer Vision and Pattern Recognition (CVPR)*, 2017.
- [30] D. Rolnick, A. Ahuja, J. Schwarz, T. P. Lillicrap, and G. Wayne. Experience replay for continual learning. In *Proceedings of the Advances in Neural Information Processing Systems (NeurIPS)*, 2019.
- [31] M. Rostami, S. Kolouri, and P. K. Pilly. Complementary learning for overcoming catastrophic forgetting using experience replay. In *International Joint Conference on Artificial Intelligence (IJCAI)*, pages 3339–3345, 2019.
- [32] O. Russakovsky, J. Deng, H. Su, J. Krause, S. Satheesh, S. Ma, Z. Huang, A. Karpathy, A. Khosla, M. Bernstein, A. C. Berg, and L. Fei-Fei. Imagenet large scale visual recognition challenge, 2015.

- [33] A. A. Rusu, N. C. Rabinowitz, G. Desjardins, H. Soyer, J. Kirkpatrick, K. Kavukcuoglu, R. Pascanu, and R. Hadsell. Progressive neural networks. *arXiv preprint arXiv:1606.04671*, 2016.
- [34] H. Shin, J. K. Lee, J. Kim, and J. Kim. Continual learning with deep generative replay. In *Proceedings of the Advances in Neural Information Processing Systems (NeurIPS)*, 2017.
- [35] G. M. van de Ven and A. S. Tolias. Generative replay with feedback connections as a general strategy for continual learning, 2018. arXiv:1809.10635.
- [36] G. M. van de Ven and A. S. Tolias. Three scenarios for continual learning, 2019. arXiv:1904.07734.
- [37] G. M. van de Ven, H. T. Siegelmann, and A. S. Tolias. Brain-inspired replay for continual learning with artificial neural networks. *Nature Communications*, 11, 2020.
- [38] J. von Oswald, C. Henning, B. F. Grewe, and J. Sacramento. Continual learning with hypernetworks. In *International Conference on Learning Representations*, 2019.
- [39] J. von Oswald, C. Henning, B. F. Grewe, and J. Sacramento. Continual learning with hypernetworks. In *International Conference on Learning Representations*, 2020. URL <https://arxiv.org/abs/1906.00695>.
- [40] T. Wang, J.-Y. Zhu, A. Torralba, and A. A. Efros. Dataset distillation, 2018. arXiv:1811.10959.
- [41] M. Wołczyk, K. Piczak, B. Wójcik, L. Pustelnik, P. Morawiecki, J. Tabor, T. Trzcinski, and P. Spurek. Continual learning with guarantees via weight interval constraints. In *International Conference on Machine Learning*, pages 23897–23911. PMLR, 2022.
- [42] M. Wortsman, V. Ramanujan, R. Liu, A. Kembhavi, M. Rastegari, J. Yosinski, and A. Farhadi. Supermasks in superposition. In *Neural Information Processing Systems (NeurIPS)*, pages 15173–15184, 2020.
- [43] Y. Wu, Y. Chen, L. Wang, Y. Ye, Z. Liu, Y. Guo, and Y. Fu. Large scale incremental learning. In *International Conference on Computer Vision (ICCV)*, 2019.
- [44] J. Yoon, E. Yang, J. Lee, and S. J. Hwang. Lifelong learning with dynamically expandable networks. In *International Conference on Learning Representations (ICLR)*, 2018.
- [45] F. Zenke, B. Poole, and S. Ganguli. Continual learning through synaptic intelligence. In *International Conference on Machine Learning (ICML)*, pages 3987–3995.
- [46] B. Zhao, K. R. Mopuri, and H. Bilen. Dataset condensation with gradient matching. In *International Conference on Learning Representations (ICLR)*, 2021.

A Interval arithmetic in neural networks

Suppose $A, B \subset \mathbb{R}$ represent intervals. For all $\bar{a}, \underline{a}, \bar{b}, \underline{b} \in \mathbb{R}$, where $A = [\underline{a}, \bar{a}]$ and $B = [\underline{b}, \bar{b}]$, arithmetic operations can be defined as in [18]:

- addition: $[\underline{a}, \bar{a}] + [\underline{b}, \bar{b}] = [\underline{a} + \underline{b}, \bar{a} + \bar{b}]$
- multiplication: $[\underline{a}, \bar{a}] * [\underline{b}, \bar{b}] = [\min(\underline{a} * \underline{b}, \underline{a} * \bar{b}, \bar{a} * \underline{b}, \bar{a} * \bar{b}), \max(\underline{a} * \underline{b}, \underline{a} * \bar{b}, \bar{a} * \underline{b}, \bar{a} * \bar{b})]$

Therefore, interval arithmetic is capable of executing affine transformations, enabling the implementation of both fully-connected and convolutional layers in neural networks.

We denote by $\phi(x; \theta)$ a layered neural classifier with input x and weights θ . It comprises a series of transformations

$$\phi(x; \theta) = (h_L \circ h_{L-1} \circ \dots \circ h_1)(x; \theta) = h_L(h_{L-1}(\dots h_1(x))), \quad (7)$$

All component transformations, h_l , are also based on the weights θ , which we omit in the notation. The final output $\phi(x; \theta) = z_L \in \mathbb{R}^N$ is to indicate one of N classes to which the input x belongs.

In InterContiNet [41], weight matrices and bias vectors of each layer h_l are located in hyperrectangles $[W_l, \bar{W}_l]$ and $[b_l, \bar{b}_l]$, respectively. We denote $[\theta, \bar{\theta}] = \langle [W_1, \bar{W}_1], [b_1, \bar{b}_1], \dots, [W_L, \bar{W}_L], [b_L, \bar{b}_L] \rangle$ to represent intervals of all the trainable parameters in the network.

The transformation in l -th layer, $l = 1, \dots, L$, of InterContiNet can be expressed as:

$$[\underline{z}_l, \bar{z}_l] = h_l([\underline{z}_{l-1}, \bar{z}_{l-1}]) \quad (8)$$

where $z_0 = [x, x]$ is the input, $[\underline{z}_l, \bar{z}_l]$ is the hyperrectangle of l -th layer activations,

$$h_l([\underline{z}_{l-1}, \bar{z}_{l-1}]) = [h_l, \bar{h}_l]([\underline{z}_{l-1}, \bar{z}_{l-1}]) = \psi([W_l, \bar{W}_l][\underline{z}_{l-1}, \bar{z}_{l-1}] + [b_l, \bar{b}_l]), \quad (9)$$

with ψ being an activation function, and

$$\underline{z}_l = \min_{\underline{z}_{l-1} \leq z_{l-1} \leq \bar{z}_{l-1}} h_l(z_{l-1}), \quad \bar{z}_l = \max_{\underline{z}_{l-1} \leq z_{l-1} \leq \bar{z}_{l-1}} h_l(z_{l-1}). \quad (10)$$

Monotonicity of ψ (e.g., ReLU, tanh, logistic sigmoid) is enough for efficient computation of $[\underline{z}_l, \bar{z}_l]$.

The input $z_0 = [x, x]$ is assumed to be nonnegative, $x \geq 0$. The final output $\phi(z_0; [\theta_1, \bar{\theta}_L]) = h_L(h_{L-1}(\dots h_1(z_0))) = [\underline{z}_L, \bar{z}_L]$ comprises N intervals, one for each class.

B Layered hypernetwork with interval embedding input

Let the hypernetwork $\mathcal{H}([e_t, \bar{e}_t]; \eta)$ comprise a series of transformations $[h_1, \bar{h}_1](\cdot), \dots, [h_L, \bar{h}_L](\cdot)$ across its L layers. The final output $[h_L, \bar{h}_L]([h_{L-1}, \bar{h}_{L-1}]([\dots [h_1, \bar{h}_1]([x, x])]) = [\underline{z}_L, \bar{z}_L] \in \mathbb{R}^{2 \times D}$ produces $2D$ weights for the target model, corresponding to lower and upper bounds of weights.

In HyperInterval, we propagate the interval embedding $[\underline{z}_0, \bar{z}_0] = [\underline{e}, \bar{e}]$ from the input to the output layer. The output bounding box $[\underline{z}_l, \bar{z}_l]$ from the hypernetwork $\mathcal{H}([e_t, \bar{e}_t]; \eta)$ is calculated in the following way:

$$\begin{aligned} \mu_{l-1} &= \frac{\bar{z}_{l-1} + \underline{z}_{l-1}}{2}, & r_{l-1} &= \frac{\bar{z}_{l-1} - \underline{z}_{l-1}}{2}, \\ \mu_l &= W_l \mu_{l-1} + b_l, & r_l &= |W_l| r_{l-1}, \\ \underline{z}_l &= \psi(\mu_l - r_l), & \bar{z}_l &= \psi(\mu_l + r_l), \end{aligned}$$

where W_l and b_l are l -th layer weight matrix and bias vector, respectively, $\eta = \langle W_1, b_1, W_2, b_2, \dots, W_L, b_L \rangle$, and $|\cdot|$ is an element-wise absolute value operator.

Therefore, our interval hypernetwork $\mathcal{H}([e_t, \bar{e}_t], \eta) = [\theta_t, \bar{\theta}_t]$ transforms the embedding of the t -th task into interval weights of the InterContiNet target network.

HyperInterval In HyperInterval, trainable interval embeddings $[e_t, \bar{e}_t]$ are used for producing separated network weights for each continuous learning task $t, t \in \{1, \dots, T\}$. These embeddings are propagated through the trainable IBP-based hypernetwork

$$\mathcal{H}([e_t, \bar{e}_t], \eta) = [\theta_t, \bar{\theta}_t]$$

into interval weights of the InterContiNet-based target model in the following way:

$$\begin{aligned} \underline{z}_k &= \psi(W_{k-1}^+ \underline{z}_{k-1} + W_{k-1}^- \bar{z}_{k-1} + b_{k-1}), \\ \bar{z}_k &= \psi(\bar{W}_{k-1}^+ \bar{z}_{k-1} + \bar{W}_{k-1}^- \underline{z}_{k-1} + \bar{b}_{k-1}), \end{aligned}$$

where $k \in \{2, \dots, L\}$, $[\theta_t, \bar{\theta}_t] = \langle [W_1, \bar{W}_1], [b_1, \bar{b}_1], \dots, [W_L, \bar{W}_L], [b_L, \bar{b}_L] \rangle$ and

$$\begin{aligned} W_{k-1}^+ &= \max\{W_{k-1}, 0\}, & W_{k-1}^- &= \min\{W_{k-1}, 0\}, \\ \bar{W}_{k-1}^+ &= \max\{\bar{W}_{k-1}, 0\}, & \bar{W}_{k-1}^- &= \min\{\bar{W}_{k-1}, 0\}. \end{aligned}$$

$\min\{\cdot, \cdot\}$ and $\max\{\cdot, \cdot\}$ denote element-wise minimum and maximum operations.

C The HyperInterval algorithm

HyperInterval is presented below as Algorithm 1.

Algorithm 1 The pseudocode of HyperInterval.

Require: hypernetwork \mathcal{H} with weights η , target network ϕ , softmax function $\sigma(\cdot)$, perturbation value $\gamma > 0$, regularization strength $\beta > 0$, cross-entropy components strength $\kappa \in (0, 1)$, dimensionality of the embedding space M , n training iterations, datasets $\{D_1, D_2, \dots, D_T\}$, $(x_{i,t}, y_{i,t}) \in D_t, t \in \{1, \dots, T\}, i \in \{1, \dots, N_t\}$, N_t is a number of samples in the dataset D_t .

Ensure: updated hypernetwork \mathcal{H} weights η

Initialize randomly weights η with pre-embeddings (a_1, a_2, \dots, a_T) and corresponding perturbation vectors $(\epsilon_1^*, \epsilon_2^*, \dots, \epsilon_T^*)$

```

for  $t \leftarrow 1$  to  $T$  do
  if  $t > 1$  then
     $\eta^* \leftarrow \eta$ 
    for  $t' \leftarrow 1$  to  $t - 1$  do
       $\epsilon_{t'}^* \leftarrow \gamma \cdot \sigma(\epsilon_{t'}^*)$ 
      Store  $[\underline{\theta}_{t'}^*, \bar{\theta}_{t'}^*] \leftarrow \mathcal{H}([\frac{\gamma}{M} \cos(a_{t'}) - \epsilon_{t'}^*, \frac{\gamma}{M} \cos(a_{t'}) + \epsilon_{t'}^*]; \eta^*)$ 
    end for
  end if
  for  $i \leftarrow 1$  to  $n$  do
    if  $i \leq \lfloor \frac{n}{2} \rfloor$  then
       $\hat{\epsilon}_i^* \leftarrow \frac{i}{\lfloor \frac{n}{2} \rfloor} \cdot \gamma$ 
    else
       $\hat{\epsilon}_i^* \leftarrow \gamma$ 
    end if
     $\epsilon_t^* \leftarrow \hat{\epsilon}_i^* \cdot \sigma(\epsilon_t^*)$ 
     $[\underline{\theta}_t, \bar{\theta}_t] \leftarrow \mathcal{H}([\frac{\gamma}{M} \cos(a_t) - \epsilon_t^*, \frac{\gamma}{M} \cos(a_t) + \epsilon_t^*]; \eta)$ 
     $[\hat{y}_{i,t}, \tilde{y}_{i,t}] \leftarrow \phi(x_{i,t}; [\underline{\theta}_t, \bar{\theta}_t])$ 
    if  $t = 1$  then
       $\mathcal{L} \leftarrow \mathcal{L}_{current}$ 
    else
       $\mathcal{L} \leftarrow \mathcal{L}_{current} + \beta \cdot \mathcal{L}_{output}$ 
    end if
    Update  $\eta, a_t$  and  $\epsilon_t$ 
  end for
  Freeze and store  $a_t$  and  $\epsilon_t$ 
end for

```

D Proof of non-forgetting in HyperInterval

Proof of lemma 4.1. Take arbitrary $t_1, t_2 \in \{1, 2, \dots, T\}$ and i -th coordinate of the embeddings e_{t_1}, e_{t_2} , where $i \in \{1, 2, \dots, M\}$. Suppose the worst-case scenario, where

$$\begin{aligned} \cos(e_{t_1}^{(i)}) &= 1, \\ \cos(e_{t_2}^{(i)}) &= -1. \end{aligned}$$

Then the absolute difference between $\frac{\gamma}{M} \cos(e_{t_1}^{(i)})$ and $\frac{\gamma}{M} \cos(e_{t_2}^{(i)})$ will be the biggest and can be calculated as

$$\begin{aligned} \left| \frac{\gamma}{M} \cos(e_{t_1}^{(i)}) - \frac{\gamma}{M} \cos(e_{t_2}^{(i)}) \right| &= \frac{2\gamma}{M} \\ &= 2\gamma \cdot \sigma(\epsilon^*)^{(i)}. \end{aligned}$$

Note that the maximum distance at the i -th coordinate between transformed centers of the intervals is equal to $\frac{2\gamma}{M}$, but this value is the same as $2\gamma \cdot \sigma(\epsilon^*)^{(i)}$. This means that in the worst case the intersection is a single point. As t_1, t_2 and i were chosen arbitrary, the intersection

$$[\underline{e}, \bar{e}] = \bigcap_{t=1}^T [\underline{e}_t, \bar{e}_t]$$

is non-empty, what ends the proof. \square

Proof of Theorem 4.2. As we know that the intersection $[\underline{e}, \bar{e}]$ is non-empty, we just need to show that $A_t \subset A$ for every $t \in \{1, \dots, T\}$. Please note that $\{A_t\}_{t=1}^T$ is a sequence of non-empty, compact subsets of R^N . Every compact set is bounded, it implies that

$$\sup \left(\bigcap_{t=1}^T A_t \right) = \min_{t \in \{1, \dots, T\}} \sup (A_t).$$

We can use this identity to prove that $A \subset A_{t^*}$, where $t^* \in \{1, \dots, T\}$ is arbitrary chosen. It is straightforward to see that

$$\begin{aligned} A &= \{\mu | \forall_{\epsilon > 0} \forall_{x \in X_t} \exists_{y \in Y_t} \sup_{\mu \in \bigcap_{t=1}^T [\underline{e}_t, \bar{e}_t]} \|y - \phi(x, \mathcal{H}(\mu; \eta_T))\|_2 \leq \epsilon\} \\ &= \{\mu | \forall_{\epsilon > 0} \forall_{x \in X_t} \exists_{y \in Y_t} \min_{t \in \{1, \dots, T\}} \sup_{\mu \in [\underline{e}_t, \bar{e}_t]} \|y - \phi(x, \mathcal{H}(\mu; \eta_T))\|_2 \leq \epsilon\} \\ &= \{\mu | \forall_{\epsilon > 0} \forall_{x \in X_t} \exists_{y \in Y_t} \forall_{t \in \{1, \dots, T\}} \sup_{\mu \in [\underline{e}_t, \bar{e}_t]} \|y - \phi(x, \mathcal{H}(\mu; \eta_T))\|_2 \leq \epsilon\} \\ &= \bigcap_{t=1}^T \{\mu | \forall_{\epsilon > 0} \forall_{x \in X_t} \exists_{y \in Y_t} \sup_{\mu \in [\underline{e}_t, \bar{e}_t]} \|y - \phi(x, \mathcal{H}(\mu; \eta_T))\|_2 \leq \epsilon\} \\ &\subset \{\{\mu | \forall_{x \in X_t} \exists_{y \in Y_t} \sup_{\mu \in [\underline{e}_{t^*}, \bar{e}_{t^*}]} \|y - \phi(x, \mathcal{H}(\mu; \eta_T))\|_2 \leq \epsilon\}\} \\ &= A_{t^*}. \end{aligned}$$

As t^* was arbitrary chosen, for each $t \in \{1, \dots, T\}$ $A \subset A_t$, what ends the proof. \square

E Training details

Datasets and CL setup We use the following datasets: 1) Permuted MNIST-10 [39], consisting of 28x28 pixel grey-scale images of 10 classes of digits, where each task is obtained by applying a random permutation to the input image pixels, with a typical length of $T = 10$ tasks; 2) Split MNIST [39], containing tasks designed by sequentially pairing the digits to introduce task overlap, forming $T = 5$ binary classification tasks; 3) Split CIFAR-100 [10], consisting of 32x32 pixel color images of 100 classes; 4) Split CIFAR-10 [41], with $T = 5$ binary classification tasks; 5) TinyImageNet [10], a subset of ImageNet [32], consisting of 64x64 pixel color images of 200 classes; 6) Permuted MNIST-100 [10], similar to the Permuted MNIST-10 dataset, but with $T = 100$ tasks, 10 classes each, only used in the ablation study. When the task identity is unknown during inference, for Split CIFAR-100 we experiment with a setup of 5 tasks with 20 classes each, we do not conduct experiments on TinyImageNet in this setup. When the task identity is known, we pick a setup with 10 tasks with 10 classes each for Split CIFAR-100 and 40 tasks with 5 classes each for TinyImageNet.

Training setups We consider two training setups. When the task identity is known in the test phase, during training the perturbation value γ is multiplied by a learnable vector and thus intervals are a learned parameter, which might result in them being of different lengths. When the task identity is unknown during the inference time, the perturbation value γ is multiplied by a fixed value normalized vector and consequently intervals are of equal length. The latter setup is to prevent the nested intervals from having empty intersection in the embedding space.

Relaxation technique Depending on the complexity of the target network architecture, we have two interval learning approaches: 1) fully interval technique, meaning that we apply intervals to both the hypernetwork and target network; 2) interval relaxation technique, meaning we use a fully interval hypernetwork and a non-interval target network, where we only restore the order of predictions after its last layer, hence we can also use vanilla batch normalization. Regardless of the training setup (known / unknown task identity): 1) for target networks which are MLPs, we always use the fully interval training technique; 2) in cases when a convolutional target network is used (ResNet-18), we apply the interval relaxation technique to the training process, since convolutional layers are generally more difficult to train with intervals [41].

Common hyperparameters In each training process, we use the ReLU activation function and apply the Adam optimizer with different learning rates but the same default betas coefficients, i.e., $\beta_1 = 0.9$, $\beta_2 = 0.999$. Also, anytime we specify that a learning rate scheduler is used, we apply the ReduceLROnPlateau scheduler from PyTorch. There is a parameter κ which is responsible for weighing the worst case loss wrt. to the basic entropy loss, as it takes part in their convex linear combination. We always use $\kappa = 0.5$. However, this hyperparameter is scheduled during training, so instead of using the same κ value throughout the training, we use $\kappa_i = \max\{1 - 0.00005 \cdot i, \kappa\}$, where i is the current training iteration. In other words, it means that at the beginning of the training we put more attention to the proper classification on the centers of the intervals and then, gradually, we put more attention to the worst case component. Furthermore, there is another parameter, namely β , which is responsible for the hypernetwork regularization strength, weighing the part of loss responsible for non-forgetting.

Hardware and software resources used We implemented HyperInterval using Python 3.7.6, incorporating libraries such as hypnettorch 0.0.4 (von Oswald et al., 2019), PyTorch 1.5.0 with CUDA support, NumPy 1.18, Pandas 1.0.1, Matplotlib 3.1.3, seaborn 0.10.0, among others. Most of our computations are conducted on an NVIDIA GeForce RTX 4090, but some training sessions are also performed using NVIDIA GeForce RTX 3080, NVIDIA GeForce RTX 2070, NVIDIA A100, and NVIDIA DGX graphic cards.

Known task identity hyperparameters As it was stated in the main section of this work, here we do not use any interval nesting methods. Also, in this setting, we randomly initialize each task embedding. Let us cover the list of parameters used in this setup:

- Split MNIST – the hypernetwork and target network used are two-layered MLPs with 75 neurons per layer and 400 neurons per layer, respectively. We use data augmentation as in [38], the Adam optimizer with a learning rate $lr = 0.001$, no scheduler, batches of size 128, embeddings with 72 dimensions and perturbation value $\gamma = 1$. Moreover, we use $\beta = 0.01$ and we conduct the training for 2000 iterations.
- Permuted MNIST-10 and Permuted MNIST-100 – the hypernetwork and target network used are two-layered MLPs with 100 neurons per layer and 1000 neurons per layer, respectively. We do not use any data augmentation and we choose the Adam optimizer with a learning rate $lr = 0.001$, no scheduler. We use batch size equal to 128, embeddings with 24 dimensions, perturbation value $\gamma = 0.5$, $\beta = 0.01$ and conduct the training for 5000 iterations.
- Split CIFAR-10 – we use a two-layered MLP with 100 neurons per layer as the hypernetwork and ResNet-18 with batch normalization as the target network. We do not apply any data augmentation. We use the Adam optimizer with a learning rate $lr = 0.001$ and the lr scheduler. We use batch size equal to 32, embeddings with 48 dimensions, perturbation value $\gamma = 1$, $\beta = 0.01$ and conduct the training for 100 epochs.
- Split CIFAR-100 – we use a one-layered MLP with 100 neurons as the hypernetwork and ResNet-18 with batch normalization as the target network. We apply the data augmentation as in [10], use the Adam optimizer with a learning rate $lr = 0.001$ and the lr scheduler. We use batch size equal to 32, embeddings with 48 dimensions, perturbation value $\gamma = 1$, $\beta = 0.01$ and conduct the training for 200 epochs.
- TinyImageNet – we use a one-layered MLP with 200 neurons per layer as the hypernetwork and ResNet-18 with batch normalization as the target network. We apply the data augmentation, use the Adam optimizer with a learning rate $lr = 0.0001$ and the lr scheduler. We use batch size equal to 256, embeddings with 700 dimensions, $\beta = 0.1$ and we conduct the training for 10 epochs. For this dataset, we choose the perturbation value $\gamma = 0.1$.

Unknown task identity hyperparameters – universal embedding In this setting, we use the $\cos(\cdot)$ interval nesting method, as it gave the best performance results. Moreover, there is an additional parameter specifying a custom embedding initialization, which means we initialize the next task embedding in the middle of the the previously learned one. In this setup, we always use the custom embedding initialization. We would like to emphasize that it is just another way of initialization, we do not change or additionally train any of the previously learned embeddings. Let us cover the parameters used in this setting:

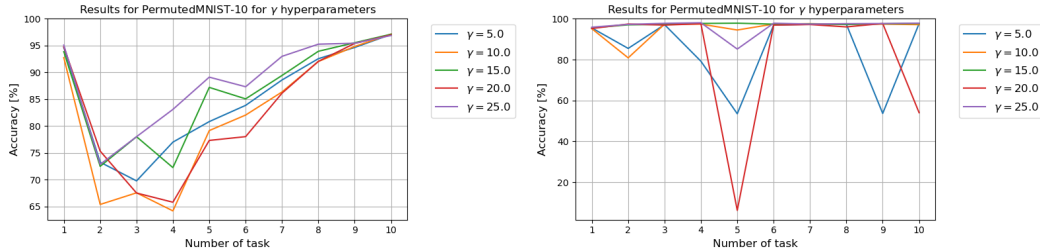
- Split MNIST – we use the same hypernetwork and target network architectures as in the previous setup, as well as data augmentation. We apply the Adam optimizer with a learning rate $lr = 0.001$, no scheduler, batches of size 64, embeddings with 24 dimensions and perturbation value $\gamma = 15$. Moreover, we use $\beta = 0.01$ and conduct the training for 2000 iterations.
- Permuted MNIST-10 and Permuted MNIST-100 – we use the same hypernetwork and target network architectures as in the previous setup with no data augmentation. We use the Adam optimizer with a learning rate $lr = 0.001$, no scheduler, batches of size 128, embeddings with 24 dimensions and perturbation value $\gamma = 5$. Moreover, we use $\beta = 0.01$ and conduct the training for 5000 iterations.
- Split CIFAR-10 – we use the same hypernetwork and target network architectures as in the previous setup, with no data augmentation. We use the Adam optimizer with a learning rate $lr = 0.001$ and the lr scheduler. We use batch size equal to 32, embeddings with 48 dimensions, perturbation value $\gamma = 15$, $\beta = 0.001$ and conduct the training for 100 epochs.
- Split CIFAR-100 – we use the same hypernetwork and target network architectures as in the previous setup, with no data augmentation. We use the Adam optimizer with a learning rate $lr = 0.001$ and the lr scheduler. We use batch size equal to 32, embeddings with 48 dimensions, perturbation value $\gamma = 10$, $\beta = 0.01$ and conduct the training for 20 epochs. We use data augmentation.

Unknown task identity hyperparameters – interval entropy In this setup, for each dataset, we use the same best training hyperparameters that were mentioned in the known task identity setting. We test our networks with different perturbation values, thus sometimes obtaining better test results for smaller perturbations γ than the maximal ones seen during training. For Split MNIST we test with $\gamma = 0.0505$, for Permuted MNIST-10 with $\gamma = 0.005$, and for Split CIFAR-100 (5 tasks, 20 classes each) we test with $\gamma = 0.2575$.

F Ablation study

F.1 Different perturbation size of intervals on Permuted MNIST-10

In this subsection, we experiment with different perturbed values to show that size of the perturbation impacts the ability of our method to find good solutions. As stated in the main section of this work, the larger the perturbation value, the larger the embedding intervals. One could argue that increasing the perturbed value is similar to giving more difficult adversary examples on the input to our network. As previously mentioned, larger perturbed value on the input embedding intervals implicates an



(a) Results obtained using the nesting by the $\cos(\cdot)$ method.

(b) Results obtained for the known task identity setup.

Figure 4: Mean test accuracy for consecutive CL tasks averaged over 2 runs of different interval size settings of HyperInterval for 10 tasks of Permuted MNIST-10 dataset.

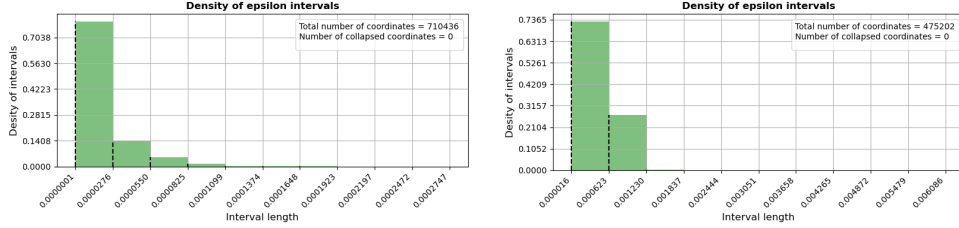
increase in the space where a universal embedding could be found. Hence, it could make the process of finding an intersection of intervals easier.

We consider both class and task incremental settings, nesting with the $\cos(\cdot)$ method when applicable. The rest of the parameters are the same as for the best performing models. The grid search outcome is shown in Figure 4. Considering results averaged over 2 runs, the best parameter for the unknown

task identity is $\gamma = 25$, while for the known task identity is $\gamma = 15$. These parameters differ from our final choice in Appendix E, since another γ values give better accuracy, based on the averaged results of 5 different runs.

F.2 Interval lengths of target network weights

Using the interval arithmetic within a hypernetwork gives us a possibility of generating interval target network weights. Nevertheless, sometimes these solutions can become degraded to a point estimate in the network weight space. Since such possibility exists, it is important to check if our hypernetwork generates such output.



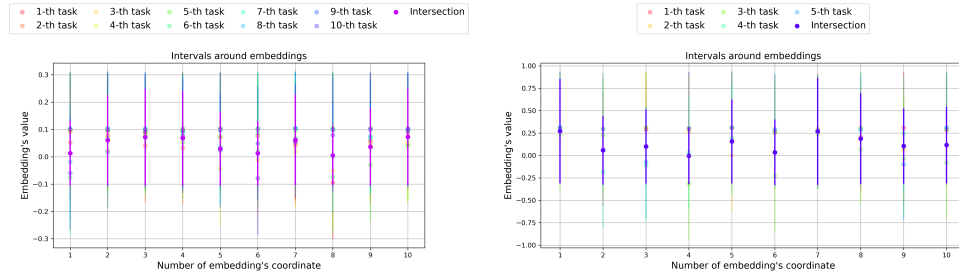
(a) Results obtained for the Split CIFAR-100 dataset using the $\cos(\cdot)$ nesting method. (b) Results obtained for the Split MNIST using the $\cos(\cdot)$ nesting method.

Figure 5: Histograms are calculated for the Split MNIST and Split CIFAR-100 datasets using the MLP and ResNet-18 architectures, respectively.

In Figure 5 we present histogram plots of lengths of target network interval weights to analyse whether this situation occurs. We also give a specific number of coordinates (weights) which collapse to a point for the sake of clarity. We show one result per each type of the target network: an MLP on the Split MNIST dataset and a convolutional network on the Split CIFAR-100 dataset, both with the $\cos(\cdot)$ nesting method. From Figure 5 we may conclude that, for Split CIFAR-100 and Split MNIST, none of the coordinates collapse to a trivial point in the weight space, meaning we obtain non-trivial universal weights.

F.3 Intervals around embeddings – Permuted MNIST-10 and Split MNIST

In this subsection, we present the acquired embedding intervals on the Permuted MNIST-10 and Split MNIST datasets. We use the class incremental setting, where the task identity is unknown and the interval vector is non-learnable (fixed). Results are shown in Figure 6 for nesting with the $\cos(\cdot)$ method.



(a) Results obtained for the Permuted MNIST-10 dataset using the $\cos(\cdot)$ nesting method. (b) Results obtained for the Split MNIST dataset using the $\cos(\cdot)$ nesting method.

Figure 6: Ten first intervals around task embeddings for Permuted MNIST-10 and Split MNIST.

F.4 Larger number of tasks – Permuted MNIST-100

It is a fair question to ask, how our method performs when there is a larger number of tasks, for example 100 instead of 10. This is a more difficult setting, since the capacity of our model to learn

new tasks and remember the previous ones is limited. In such situations, catastrophic forgetting occurs much easier, due to the growing size of knowledge that could be forgotten.

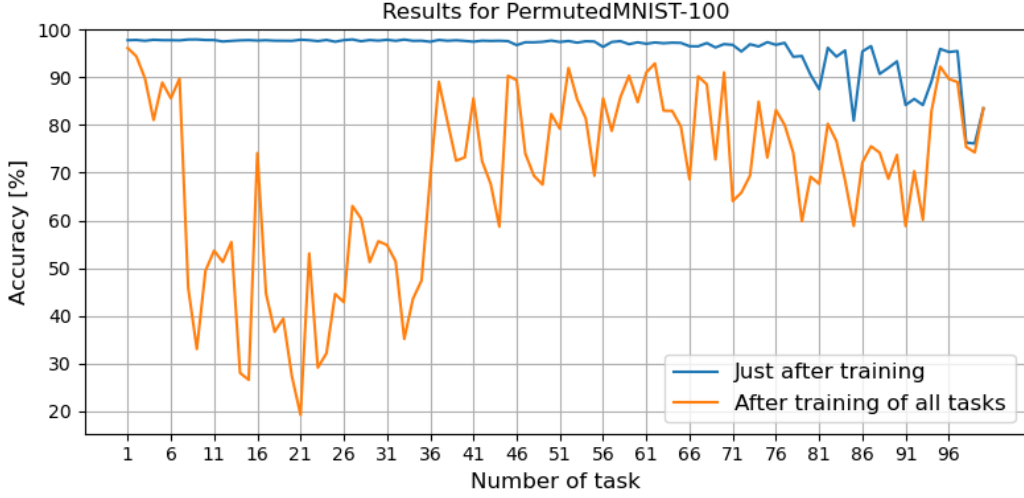


Figure 7: Mean test accuracy for consecutive CL tasks averaged over 3 runs for 100 tasks of Permuted MNIST-100 dataset.

To answer this question, in this section, we provide an analysis of interval arithmetic learning method performance given the Permuted MNIST-100 dataset. As a reminder, this dataset consists of 100 tasks comparing pairs of images of numbers subjected to different distortions. Due to the number of tasks and the size of the dataset, we limit ourselves to provide results for the task incremental setting, with learnable interval parameters and no nesting.

The results are presented in Figure 7. We observe that training on consecutive tasks has a significant impact on the accuracy on previously learned tasks. Nevertheless, our model is still able to retain some of the previous knowledge, not dropping to a random accuracy on any of the tasks. Furthermore, we conclude that training consecutive tasks in the latter stages is more difficult, due to the decrease in accuracy just after training.

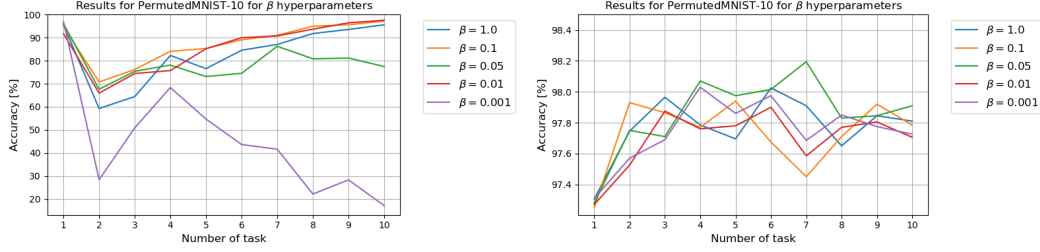
F.5 Ablation of the regularization method

This subsection involves experimenting with different values for the β parameter, which directly impacts the memorization factor in the loss function. This part of mathematical expression targets specifically the hypernetwork output. The experiment is done in two setups: 1) task incremental learning, 2) class incremental learning. We conduct a grid search on the Permuted MNIST-10 dataset and check the β parameter from a set of values: $\{1.0, 0.1, 0.05, 0.01, 0.001\}$, while the rest of parameters are taken from the best performing models. The grid search results are presented in Figure 8.

It is important to emphasize that the larger the β parameter, the stronger the regularization of knowledge learned on the previous tasks. This implies that we put more stress on our model to remember previous tasks and limit its ability to learn a new one. Based on the results averaged over two runs, the best parameters are $\beta = 0.1$ for the CIL setup and $\beta = 0.05$ for the TIL setup. However, these parameters differ from our final choice in Appendix E, since the parameter value $\beta = 0.01$ gives better accuracy scores for both setups, based on the averaged results of 5 different runs.

F.6 Different interval nesting methods

In this experimental subsection, we focus on the comparison of two different approaches to interval nesting of the input embedding to the hypernetwork. We experiment on Permuted MNIST-10 and consider two interval mappings: $\tanh(\cdot)$ and $\cos(\cdot)$. The results are shown in Figure 9. We may



(a) Results obtained in the class incremental setting, (b) Results obtained in the task incremental setting. using the nesting by the $\cos(\cdot)$ method.

Figure 8: Mean test accuracy for consecutive CL tasks averaged over 2 runs with different β hyperparameters of HyperInterval for 10 tasks of Permuted MNIST-10 dataset.

conclude that intervals obtained with $\tanh(\cdot)$ and $\cos(\cdot)$ behave similarly, especially on the final tasks.

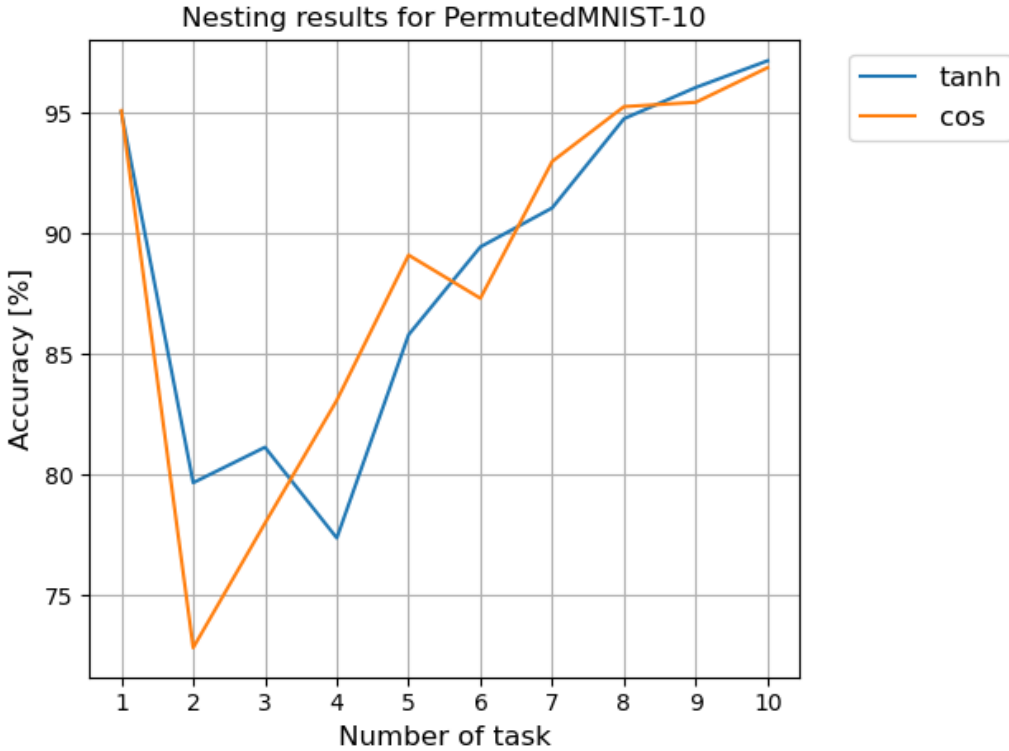


Figure 9: Mean test accuracy for consecutive continual learning (CL) tasks averaged over 2 runs using $\tanh(\cdot)$ and $\cos(\cdot)$ nesting methods for 10 tasks on the Permuted MNIST-10 dataset.

Both $\cos(\cdot)$ and $\tanh(\cdot)$ mappings have this in common, that they scale every coordinate of the task embedding interval to be in range $[-1, 1]$. These functions also guarantee we find a non-empty intersection of task embeddings, when we multiply each coordinate by a factor of $\frac{\gamma}{M}$, where γ is the perturbation value and M is the embedding dimension. Hence there exists a universal embedding, in the worst case being a trivial point in the embedding space.

G Additional experimental results

Task incremental learning Results for accuracy behaviour before and after training on consecutive tasks on TinyImageNet are shown in Figure 11. Generally, the accuracy after training on all tasks is comparable to the accuracy obtained just after training on the specific task. This shows lack of catastrophic forgetting when dealing with a bigger number of tasks. Figure 12 shows detailed test accuracy scores after training on consecutive tasks. We can observe small decrease in accuracy on previous tasks and overall consistency in predictions.

Class incremental learning Confidence interval plots for unknown task identity are shown in Figure 10. Firstly, we observe that on Split CIFAR-100, our model is able to learn the first task but has difficulties with learning consecutive tasks. It might be because Split CIFAR-100 is too difficult to solve with one universal embedding. Secondly, large standard deviations on Split MNIST show that the HyperInterval training on this dataset is unstable, especially visible in accuracy on the initial tasks after learning on all tasks. Specific test accuracy scores for Permuted MNIST-10 and Split MNIST, on each consecutive task, are shown in Figure 13. We observe positive backward transfer for the second task of Split MNIST and high accuracy values on the diagonal for Permuted MNIST-10, corresponding to the accuracy just after training on the specific task.

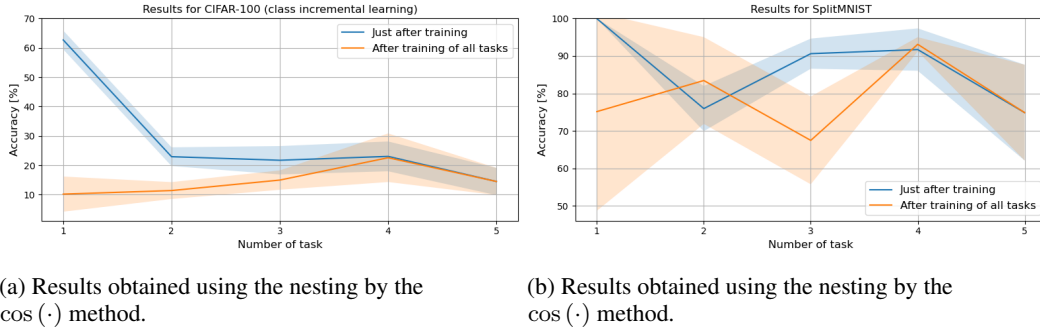


Figure 10: Average test accuracy (with 95% confidence intervals) for Split CIFAR-100 and Split MNIST for 5 tasks. Results are obtained using the $\cos(\cdot)$ nesting method.

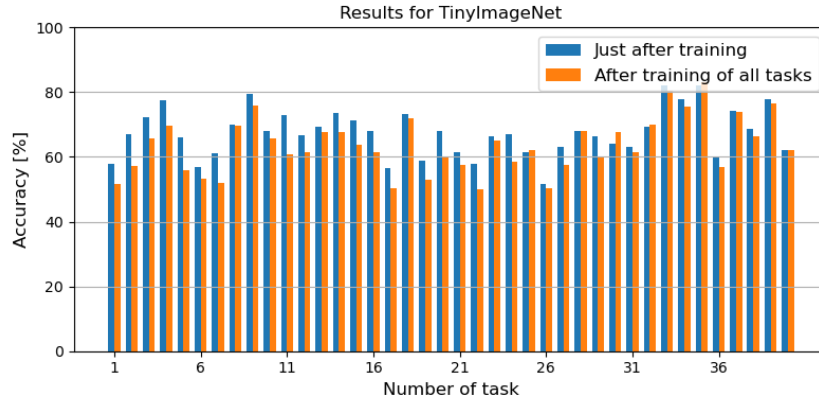


Figure 11: Test accuracy of HyperInterval for each task of TinyImageNet. We select one model trained on all 40 tasks, in the known task identity setup.

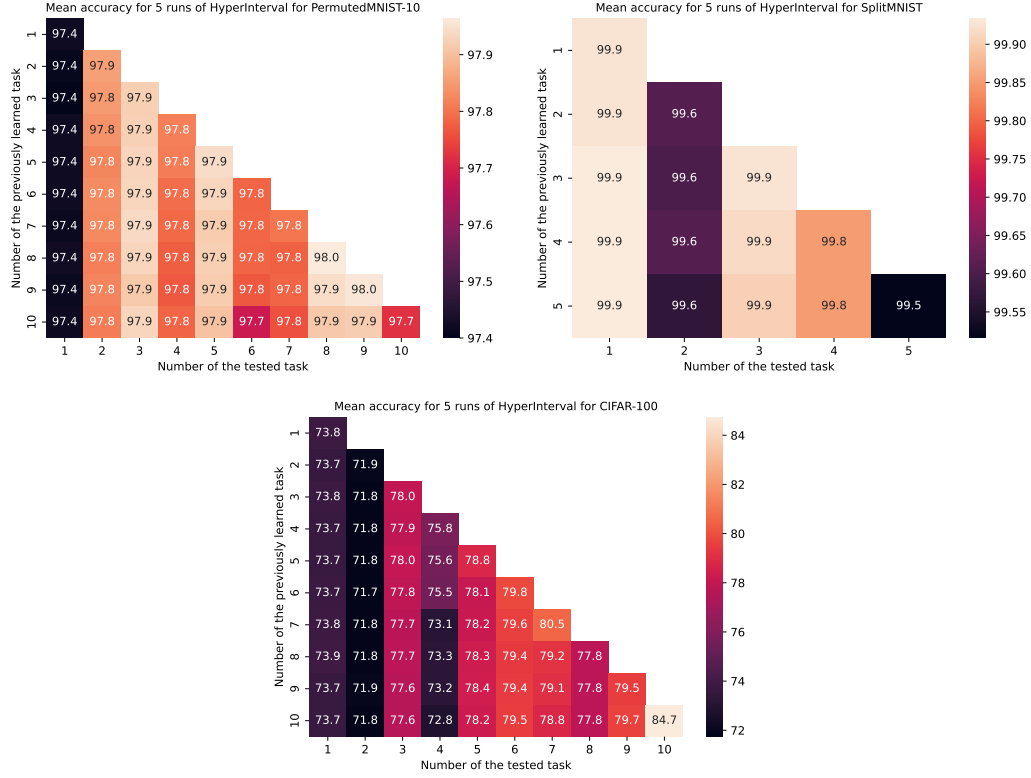


Figure 12: Mean test accuracy for consecutive CL tasks averaged over five runs of the best models. Results are obtained for the known task identity setup. The diagonal corresponds to testing the task just after the model was trained on it. The sub-diagonal values correspond to testing the task after the model was trained on consecutive tasks.

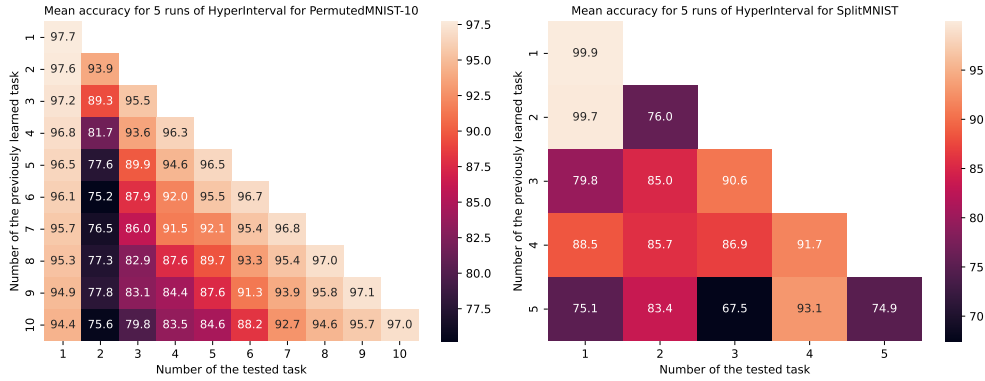


Figure 13: Mean test accuracy for consecutive CL tasks averaged over five runs of the best models. Results are obtained with the $\cos(\cdot)$ nesting method.