
Online Prompt Pricing based on Combinatorial Multi-Armed Bandit and Hierarchical Stackelberg Game

Meiling Li*, Hongrun Ren*, Haixu Xiong, Zhenxing Qian[†], Xinpeng Zhang[†]

Fudan University
Shanghai, 200433, China

{mlli20@, renhr20@, 22110240113@m., zxqian@, zhangxinpeng@}fudan.edu.cn

Abstract

Generation models have shown promising performance in various tasks, making trading around machine learning models possible. In this paper, we aim at a novel prompt trading scenario, prompt bundle trading (PBT) system, and propose an on-line pricing mechanism. Based on the combinatorial multi-armed bandit (CMAB) and three-stage hierarchical Stackelburg (HS) game, our pricing mechanism considers the profits of the consumer, platform, and seller, simultaneously achieving the profit satisfaction of these three participants. We break down the pricing issue into two steps, namely unknown category selection and incentive strategy optimization. The former step is to select a set of categories with the highest qualities, and the latter is to derive the optimal strategy for each participant based on the chosen categories. Unlike the existing fixed pricing mode, the PBT pricing mechanism we propose is more flexible and diverse, which is more in accord with the transaction needs of real-world scenarios. We test our method on a simulated text-to-image dataset. The experimental results demonstrate the effectiveness of our algorithm, which provides a feasible price-setting standard for the prompt marketplaces.

1 Introduction

The rise of text-to-image generation models has given birth to a new marketplace. With proper prompts, users can generate any image they like. However, creating high-quality images often involves a tedious process of searching for prompt modifiers and evaluating the resulting images. This process can be time-consuming and expensive due to the unclear impact of each modifier. For instance, the logo of OctoSQL, a CLI project for database querying, was designed using DALL·E 2, costing around \$30 through a paid API interaction*. Consequently, prompt engineers, specialists in crafting effective prompts, have begun selling their prompts on platforms like PromptBase [2], PromptSea[4], and NeutronField [1]. In these marketplaces, customers can browse sample images generated by various prompts and purchase desired prompts. PromptBase offers prompts with prices ranging from \$2.99 to \$6.99, while for NeutronField, the prices difference between prompts vary larger. Upon acquiring a prompt, customers can generate similar images or tweak the prompt to create images in a similar style. The trend of prompt trading marketplaces is on the rise, with PromptBase boasting tens of thousands of registered users, and the user base continues to grow [35].

We first look at the prompt trading scenario of Promptbase website [3]. Concretely, prompt engineers upload their crafted prompts onto the website and give the selling price. The viewers scan products on

*These authors contributed equally to this work.

[†]Corresponding authors.

*<https://jacobmartins.com/posts/how-i-used-dalle2-to-generate-the-logo-for-octosql/>

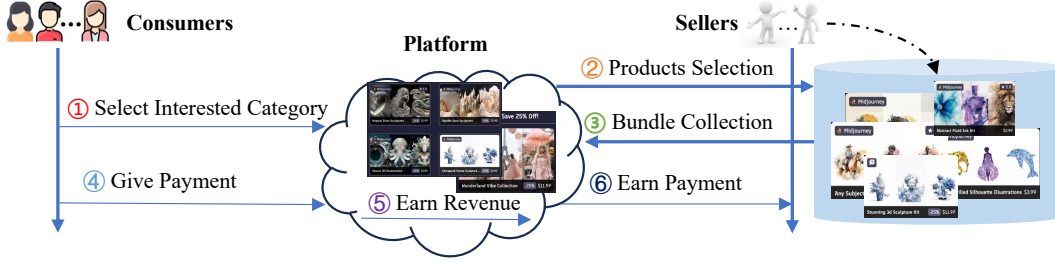


Figure 1: Illustration of the proposed prompt bundle trading scenario.

the platform. If interested in the shown images, they can pay for the corresponding prompt. Once the platform receives the payment from the consumer, it will take 20% of the payment to make a profit, and give the remaining payment to the corresponding seller. In this trading, three parties are involved, *i.e.*, sellers, platform, and consumers. The procedure is as below:

1. Sellers post products onto the platform with a pre-defined selling price. If several prompts are bundled for sale, the seller also needs to prescribe a discount. Here we assume the final price of the products is p_s .
2. Consumers select desired products and pay the price p_s to the platform for purchase.
3. The platform transfers 80% of the payment ($0.8 * p_s$) to the seller and retains the remaining 20% ($0.2 * p_s$) as its reward.

While the above trading method is simple and feasible, it has several problems. First, the prices of the prompts are unilaterally determined by sellers. It does not consider the value evaluation of the product by the platform and the customer. This kind of trading mode puts the sellers in the dominant position, which is not in line with the business model of the “consumer first” in the trading market. Second, the revenue division between the platform and the seller is fixed (*i.e.*, 2:8), rather than flexibly adjusted according to different products. Besides, this mode fails to comprehensively consider the interests of sellers, platforms, and consumers. In the long run, it is not conducive to the development of the prompt marketplace.

In this paper, we consider a Prompt Bundle Trading (PBT) scenario, as shown in Figure 1. In a prompt selling platform with a large number of prompt products, customers tend to prefer top sellers with good reputations and high trading volume when purchasing prompts. For popular sellers with a large number of products, the platform can choose to recommend some bundled prompts to boost profits. Meanwhile, consumers can select bundle deals to get multiple prompts at a more cost-effective price. In this case, how to maximize the profit of the three parties has become an important issue.

However, there exist two major challenges in the above PBT scenario. The first is how to select categories with high quality for recommendation. This issue can be seen as an online decision process. The platform can not only repeatedly learn the categories’ qualities (*exploration*), but it can also resort to the learned knowledge to make selection (*exploitation*). The platform needs to strike a balance between the above two procedures, to obtain the highest quality as much as possible. The second is how to derive an ideal incentive strategy in a three-parties game. Note that all three parties can influence others’ profits by manipulating their products or payments. Therefore, they need to reach an optimal equilibrium to maximize each party’s profit.

To address the above challenges and inspired by [6], we design a PBT mechanism based on Combinatorial Multi-Armed Bandit (CMAB) and three-stage Hierarchical Stackelberg (HS) game. First, we regard the selection of categories with unknown qualities as a CMAB problem. Each category is taken as an arm, and its quality is the corresponding reward. We design a *greedy search*-based policy to solve the problem. Second, we introduce a three-stage HS game to find the optimal incentive strategy. The consumer, the platform, and the seller are taken as the first-tier leader, the second-tier leader, and the follower, respectively. Afterward, we can derive an optimal incentive strategy via backward deduction. The major contributions are as follows:

- We propose a novel online Prompt Bundle Trading (PBT) task. As far as we know, this is the first work focusing on prompt product pricing in prompt marketplaces.

- We propose a PBT mechanism by combining CMAB and HS, achieving profit maximization of consumer, platform, and seller.
- Extensive experiments based on simulated prompt products from text-to-image datasets demonstrate the satisfactory performance of the proposed prompt trading approach.

2 Related Work

Establishing and promoting data pricing models can help govern and standardize pricing behaviors in data markets. Depending on whether machine learning (ML) is relevant to the trading scenario or not, current data trading scenarios can be divided into traditional kinds and ML kinds.

2.1 Traditional Data Trading Scenarios

Several researchers have studied pricing approaches for specific data trading scenarios. In the personal trading scenarios [10, 36, 30, 29], Shen *et al.* [36] suggested a personal big data pricing model based on tuple granularity. Niu *et al.* [29] introduced a novel context-aware dynamic pricing approach with reserve price constraints to optimize cumulative revenue for data brokers. In the mobile crowd-sensing scenarios [6, 21, 43], An *et al.* [6] devised a streaming data trading system where transactions are facilitated between data consumers and sellers via a platform. In cloud resource trading scenarios [8, 45, 40, 24], Tsai *et al.* [40] proposed a time-related intelligent data pricing model to alleviate network congestion by offering different prices to network users at various periods.

2.2 Machine Learning Trading Scenarios

In the machine learning transaction scenario, according to the trading objects, the transactions can be briefly divided into data transactions and model transactions [15], which are introduced below.

Data Pricing Mechanism In the machine learning market, data transactions typically involve buyers and sellers [5], and transactional data usually fall into two categories: training datasets and streaming data [27]. On the pricing of training dataset transactions [25, 37, 14], Chen *et al.* [11] designed a mechanism to price the data using expensive signals and considered the trade-off between the cost of selling data and the accuracy of data quality estimation. To achieve compensation allocation, Wang *et al.* [42] designed federated Shapley value [34] for pricing datasets in collaborative machine learning model training. This method guarantees that datasets receive rewards in proportion to their contributions and considers the order of dataset participation, reflecting its impact on the overall value. Building upon this, Fan *et al.* [17] introduced complete federated Shapley value to address potential fairness issues, ensuring fair reward allocation to data owners in federated learning. For streaming data transactions, Xu *et al.* [44] designed an online evaluation method to assess data value during model training. Then accordingly, they determined the compensation for data providers.

Model Pricing Mechanism In machine learning model transactions, current research can be divided into two categories [33]. One category focuses on the model transactions between model sellers and buyers [9, 38]. Chen *et al.* [12] proposed pricing machine learning models based on their performance. Afterward, Chen *et al.* [11] introduced a formal pricing framework for machine learning models. The other category simultaneously considers both the pricing of training datasets and machine learning models [23, 39]. Liu *et al.* [23] proposed a machine learning model market with differential privacy, where data owners and model buyers transact through brokers. The broker first determines the prices for a set of machine learning models to maximize revenue without an arbitrage guarantee. Then, using Shapley values, the contributions of a set of data owners' data to the models are simulated, and data owners are compensated accordingly. Sun *et al.* [39] designed a machine learning model market based on differentially private federated learning and focused on an intermediary-centered design.

In general, the existing data pricing approaches are mainly designed for specific transaction scenarios. However, many of the aforementioned approaches failed to consider the entire data product production process, which primarily concentrated on unilateral pricing of transactions on data raw materials or data products. Besides, these methods only focus on the economic interests of brokers, neglecting the interests of other entities in the trading market. Therefore, they are not applicable to the proposed pricing scenario of prompts, which involves the participation of third-party entities during the transaction. In conclusion, neither the market structure nor the transaction mechanisms in the above

Table 1: The summary of notations.

Notation	Definition
i, j, t	the indexes of category, prompt, and iteration, respectively
N, K, M	the number of total categories, selected categories, and selected prompts in each category
$P_j^{i,t}$	the selected prompt j in category i in iteration t
χ_i^t	indicates whether the category i is selected in iteration t
q_i^t	the learned quality of category i in iteration t
\bar{q}^t	the overall mean quality of all selected categories in iteration t
ς_i^t	the entity richness of category i in iteration t
p^t	the unit price of the category in iteration t
$p^{G,t}$	the unit price of the category group in iteration t
ς_i^{t*}	the strategy of the category i in iteration t
$p^{t*}, p^{G,t*}$	the strategies of platform and consumer in iteration t
$\varphi_j^{i,t}$	the quality of the image generated by $P_j^{i,t}$
$\sigma_j^{i,t}$	the correlation of $P_j^{i,t}$ with generated image
$C_i(\cdot), a_i, b_i, c_i$	the cost function and parameters of category i
$C(\cdot), \gamma, \delta$	the cost function and parameters of platform
$\nu(\cdot), \eta, \omega$	the valuation function and parameter of consumer
$\Phi_i^t(\cdot)$	the profit function of category i in iteration t
$\Psi^t(\cdot)$	the profit function of the platform in iteration t
$\Omega^t(\cdot)$	the profit function of the consumer in iteration t

focus on the prompt trading issue. Hence, it is essential to encompass the entire data production process and devise efficient pricing models for the proposed scenario.

3 The Prompt Bundle Trading Mechanism

The proposed prompt bundle trading mechanism mainly consists of two steps: *CMAB-based Unknown Category Selection* and *HS-based Optimal Incentive Strategy*. We first briefly introduce the Prompt Bundle Trading (PBT) system, and then elaborate on the prompt bundle trading mechanism.

3.1 System Overview

We consider an online Prompt Bundle Trading (PBT) system, which contains a platform, consumers, and sellers that provide prompts with various categories. In the system, consumers want to buy a bundle of prompts with specific categories from the sellers via the platform. The platform acts as a data trading broker, aggregating prompt bundles for consumers in need. After the consumer gives the payment, the platform will charge a part of the rewards to compensate for its service, and pay the selected sellers the remaining rewards as their income.

Suppose the platform includes prompts products with total N categories (*e.g.*, scenery), and these products are related to various generative models. Note that different generative models excel in various categories, and the quality of each category’s prompts varies. For instance, GLIDE [28] is unsuitable for generating human-related images. To increase profit, the prompt trading website tends to recommend more profitable prompt bundles on the homepage for display. They need to select K high-quality categories out of a total of N categories and make prompt bundles of size M from the selected categories. Afterward, the three parties need to give their strategy respectively to maximize the profit they obtain. For convenience, we give major notations in Table 1.

3.2 CMAB-based Unknown Category Selection

Modeling and Formulation Selecting prompts with the largest qualities while their qualities are unknown a priori is a crucial challenge in PBT system. Given that this involves an online learning and decision-making procedure, we frame it as a Combinatorial Multi-Armed Bandit (CMAB) problem. CMAB is a commonly used reinforcement learning model for making online decisions in environments with uncertainty [7]. We model the category selection as a K -armed CMAB game, and each category’s quality is seen as the revenue of the corresponding arm. Since the expected quality of

each category is unknown, the platform needs to go through iterations to select the optimal set of categories. In each iteration t , after choosing a set of categories, the platform randomly selects M products from each category and separately packs them for sale. The goal in this step is to maximize the total estimated qualities of the selected categories for T iterations:

$$\begin{aligned} \text{Maximize : } R(\chi) &= \sum_{t=1}^T \sum_{i=1}^N \sum_{j=1}^M q_j^{i,t} \chi_i^t, \\ \text{s.t., } \sum_{i=1}^N \chi_i^t &= K, \chi_i^t \in \{0, 1\} \quad (\forall i \in [1, \dots, N], \forall t \in [1, T]). \end{aligned} \quad (1)$$

CMAB-based Bandit Policy We adopt a greedy search-based mechanism for category selection. That is, we always select the top K categories with the highest qualities. In each iteration t , we update every category's estimated quality based on the knowledge learned from previous iterations. Let n_i^t be the number of times that category i has been learnt, then we have:

$$\bar{q}_i^t = \begin{cases} \frac{\bar{q}_i^{t-1} * n_i^{t-1} + \sum_{j=1}^M q_j^{i,t}}{n_i^{t-1} + M}, & \chi_i^t = 1 \\ \bar{q}_i^{t-1}, & \chi_i^t = 0 \end{cases}, \quad q_j^{i,t} = (\varphi_j^{i,t} + \sigma_j^{i,t})/2. \quad (2)$$

$$n_i^t = \begin{cases} n_i^{t-1} + M, & \chi_i^t = 1 \\ n_i^{t-1}, & \chi_i^t = 0 \end{cases}, \quad (3)$$

where M represents the number of prompts in a bundle, also indicating that once a category i is selected, its quality will be learned M times.

3.3 HS-based Optimal Incentive Strategy

Modeling and Formulation In the PBT system, the consumer will pay for the bundled prompt products as compensation for the platform and the seller. Since the seller's products and the platform's prompt bundles are both related to the prompt itself, we propose a concept: *entity richness* ς_i^t , to evaluate the detail level of the prompt texts. Based upon this, in each iteration t , the consumer determines a unit prompt bundle price $p^{G,t}$ for the platform, the platform determines a unit prompt price p^t for the categories, and each category i is determined an entity richness ς_i^t . We call triple $\langle p^{G,t}, p^t, \varsigma^t \rangle$ as an incentive strategy, and once it is fixed, all the payments will be settled. Next, we define the profit functions of each party in iteration t .

1) The *profit of each category* i is the difference between the payment from the platform and prompt production cost:

$$\begin{aligned} \Phi_i^t(p^t, \varsigma_i^t) &= p^t \varsigma_i^t \chi_i^t - C_i(\varsigma_i^t, \bar{q}_i^t, \varphi^{i,t}) \chi_i^t, \\ C_i(\varsigma_i^t, \bar{q}_i^t, \varphi^{i,t}) &= (a_i \varsigma_i^{t2} + b_i \varsigma_i^t) \bar{q}_i^t + c_i \varphi^{i,t}, \quad \varphi^{i,t} = \frac{1}{M} \sum_{j=1}^M \varphi_j^{i,t}, \end{aligned} \quad (4)$$

where the cost function $C_i(\varsigma_i^t, \bar{q}_i^t, \varphi^{i,t})$ reflects the seller's effort level. We adopt a widely used quadratic cost function [13, 46]. Besides, we use an item $c_i \varphi^{i,t}$ to exclusively evaluate the quality of images generated by $P_j^{i,t}$, $j \in [1, \dots, M]$. $a_i > 0$ and $b_i \geq 0$ are pre-defined parameters.

2) The *profit of the platform* is the total payment from the consumer minus payment to the seller and its prompt bundling cost:

$$\begin{aligned}\Psi^t(p^{G,t}, p^t, \varsigma^t) &= p^{G,t} \sum_{i=1}^N \varsigma_i^t \chi_i^t - p^t \sum_{i=1}^N \varsigma_i^t \chi_i^t - C(\varsigma^t), \\ C(\varsigma^t) &= \gamma \left(\sum_{i=1}^N \varsigma_i^t \chi_i^t \right)^2 + \delta \sum_{i=1}^N \varsigma_i^t \chi_i^t,\end{aligned}\tag{5}$$

where $\gamma > 0$ and $\delta \geq 0$ are pre-defined parameters.

3) The *profit of the consumer* is the difference between the valuation of the purchased bundled prompt products and the payment to the platform:

$$\begin{aligned}\Omega^t(p^{G,t}, \varsigma^t) &= \nu(\varsigma^t, \sigma^t, \bar{q}^t) - p^{G,t} \sum_{i=1}^N \varsigma_i^t \chi_i^t, \\ \nu(\varsigma^t, \sigma^t, \bar{q}^t) &= \eta \cdot \ln(1 + \bar{q}^t \sum_{i=1}^N \varsigma_i^t \chi_i^t) + \omega \sum_{i=1}^N \sigma^{i,t} \chi_i^t, \quad \sigma^{i,t} = \frac{1}{M} \sum_{j=1}^M \sigma_j^{i,t},\end{aligned}\tag{6}$$

where the value function $\nu(\varsigma^t, \sigma^t, \bar{q}^t)$ is designed inspired by [46, 19], and $\bar{q}^t = \frac{\sum_{i=1}^N \bar{q}_i^t \chi_i^t}{\sum_{i=1}^N \chi_i^t}$ is the mean of estimated qualities of selected categories in the t -th iteration. Besides, we add an item $\omega \sum_{i=1}^N \sigma^{i,t} \chi_i^t$ to evaluate the correlation between prompt products and generated images. We believe that if the correlation is large, the product's value is high. $\eta > 0$ and $\omega > 0$ are pre-defined parameters.

Three-stage HS Game To ensure that each participant can maximize its profit, we need to find an optimal incentive strategy $\langle p^{G,t^*}, p^{t^*}, \varsigma^{t^*} \rangle$, which satisfies:

$$\text{Stage 1 Consumer: } p^{G,t^*} = \arg \max_{p^{G,t}} \Omega^t(p^{G,t}, \varsigma^t).\tag{7}$$

$$\text{Stage 2 Platform: } p^{t^*} = \arg \max_{p^t} \Psi^t(p^{G,t}, p^t, \varsigma^t).\tag{8}$$

$$\text{Stage 3 Category } i: \varsigma_i^{t^*} = \arg \max_{\varsigma_i^t} \Phi_i^t(p^t, \varsigma_i^t).\tag{9}$$

Then, we use the backward induction approach to derive the solutions for Eq.(7-9). We first find each category's optimal strategy $\varsigma_i^{t^*}$ given the platform's strategy p^t (Stage 3):

$$\varsigma_i^{t^*} = \frac{p^t - b_i \bar{q}_i^t}{2a_i \bar{q}_i^t}.\tag{10}$$

Theorem 1. In Stage 3, given the unit prompt price p^t , the optimal entity abundance $\varsigma_i^{t^*}$ of category i can be determined by Eq.(10).

Proof. Compute the first and second derivatives of the profit function $\Phi_i^t(p^t, \varsigma_i^t)$ for each category with respect to ς_i^t in the Eq.(4):

$$\frac{\partial \Phi_i^t(p^t, \varsigma_i^t)}{\partial \varsigma_i^t} = p^t - 2a_i \bar{q}_i^t \varsigma_i^t - b_i \bar{q}_i^t,\tag{11}$$

$$\frac{\partial^2 \Phi_i^t(p^t, \varsigma_i^t)}{\partial (\varsigma_i^t)^2} = -2a_i \bar{q}_i^t < 0.\tag{12}$$

Therefore, it is evident that the second partial derivative of $\Phi_i^t(p^t, \varsigma_i^t)$ to ς_i^t is negative, indicating a strictly convex objective function and a unique global optimum. Let the first partial derivative

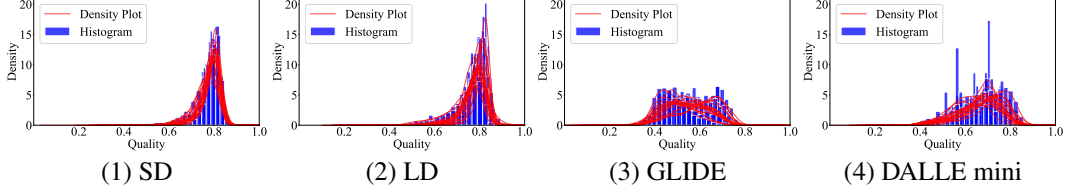


Figure 2: Quality distributions of prompt products generated by different generative models.

$\frac{\partial \Phi_i^t(p^t, \zeta_i^t)}{\partial \zeta_i^t} = 0$, and the solution yields the optimal entity abundance ζ_i^{t*} of the category i . The result is shown in Eq.(10).

Next, based on the categories' strategies in Stage 3, we can derive the platform's optimal strategy p^{t*} given the consumer's strategy $p^{G,t}$ (Stage 2):

$$p^{t*} = \frac{p^{G,t}A - (\delta A - 2\gamma AB - B)}{2A(1 + \gamma A)}, \quad (13)$$

where $A = \sum_{i=1}^K \frac{1}{2a_i \bar{q}_i^t}$, and $B = \sum_{i=1}^K \frac{b_i}{2a_i}$. For **Theorem 2** and corresponding **Proof** details, please refer to Section A.1 in the Appendix.

Finally, based on the optimal strategies obtained in Stage 2 and Stage 3, we determine the consumer's optimal strategy $p^{G,t*}$ (Stage 1):

$$p^{G,t*} = \frac{3\bar{q}^t \Theta - 2 + \sqrt{\Delta}}{4\bar{q}^t \Gamma}, \quad (14)$$

where $\Delta = (2 - \bar{q}^t \Theta)^2 + 8\eta \Gamma (\bar{q}^t)^2$, $\Gamma = \frac{A}{2(1+\gamma A)}$, $\Theta = \frac{\delta A - 2\gamma AB - B}{2(1+\gamma A)} + B$, $A = \sum_{i=1}^K \frac{1}{2a_i \bar{q}_i^t}$, and $B = \sum_{i=1}^K \frac{b_i}{2a_i}$. Please refer to Section A.2 in Appendix for **Theorem 3** and corresponding **Proof**.

4 Implementation and Analysis

4.1 Experimental Settings

Dataset Construction We first simulate a prompt product dataset using four popular pre-trained text-to-image generative models, *i.e.*, Stable Diffusion v1.5 (SD) [32], Latent Diffusion (LD) [32], GLIDE [28], and DALL-E mini [16]. We take 20,000 captions from MSCOCO [22] dataset as prompts for sale, finally getting 80,000 prompt-image pairs as products. These products belong to 80 categories pre-defined by MSCOCO, so we split the whole dataset into 80 sub-datasets for experiments (Please refer to A.3 in the Appendix for more details about data construction). For each category, we set a fixed generative model for better comparison. The statistics of the dataset are shown in Table 2. For image quality assessment, we use BRUSQUE [26] and ClipIQA [41]. The similarity between prompts and corresponding generated images is evaluated by CLIPScore [20]. We then visualize the quality distribution of simulated prompt products from each model. As displayed in Figure 2, the quality of prompt products from different models yields distinct distribution characteristics, with SD and LD producing higher-quality images than GLIDE and DALLE-mini in general.

Table 2: The statistics of the text-to-image dataset¹.

Categories	Generative Model	ClipIQA \uparrow	BRUSQUE \downarrow	CLIPScore \uparrow	Quality \uparrow^2
1 ~ 20	SD	0.894	16.459	26.729	0.778
21 ~ 40	LD	0.907	19.155	25.539	0.775
41 ~ 60	GLIDE	0.486	45.330	21.976	0.548
61 ~ 80	DALLE mini	0.667	23.599	24.254	0.668

¹ All the calculated values in the table are the mean values of the specific scope of categories.

² Quality = Scaled(2 * ClipIQA + ClipScore * 1.0 / 100 - Brisque * 1.0 / 100).

Implementation Details The cost function parameters of categories a_i , b_i are randomly set in $[0.01, 0.5]$ and $[0.01, 1]$, respectively. Similarly, we set the cost function parameters of the platform as

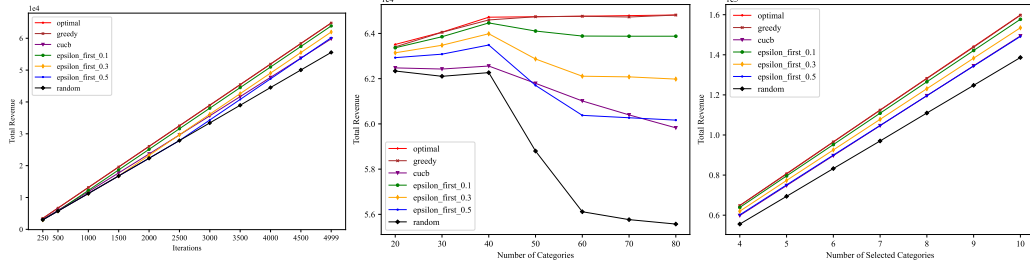


Figure 3: Effect of T on revenue.

Figure 4: Effect of N on revenue.

Figure 5: Effect of K on revenue.

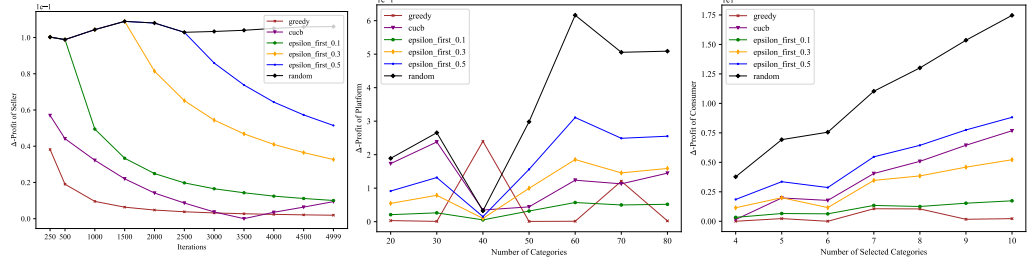


Figure 6: Effect of T on PoS.

Figure 7: Effect of N on PoP.

Figure 8: Effect of K on PoC.

$\gamma \in [0.1, 1]$, $\delta \in [0.01, 0.05]$, and the valuation function parameters of the consumer as $\eta \in [1, 10]$ and $\omega \in [1, 5]$. We set $\gamma = 0.1$, $\delta = 0.01$, $\eta = 1$, $\omega = 1$ by default. The Python version we use is 3.8.19. The default value of N , K , M is 80, 4, 4, respectively. When the settings are as default, it takes about 1 hour to complete a 10,000 iteration round. The experiments were conducted on an Ubuntu 18.04.6 LTS system with the random seed fixed as 42.

Baselines During the unknown category selection process, we compare our mechanism with several commonly used algorithms [18, 31]. Specifically, the *Random* algorithm randomly selects arms in all iterations. The ϵ -*first* algorithm randomly selects arms in the first $\epsilon * T$ iterations and selects the current top- K categories with the highest estimated qualities for the remaining $(1 - \epsilon) * T$ iterations. The *optimal* algorithm, which knows the quality of the categories in advance, always selects the same top- K categories in all the iterations. Besides, we also compare *CUCB* algorithm proposed in [6].

Evaluation Metrics We take total revenue, strategy, and profit as evaluation metrics like [6], and use PoC, SoC, PoP, SoP, PoS, and SoS to denote the Profit and Strategy of the Consumer, Platform, and Seller's categories(s), respectively. Besides, we define Δ -PoC, Δ -PoP, and Δ -PoS(s) to measure the difference in profit between the *optimal* and other algorithms.

4.2 Evaluation of greedy search-based CMAB

First, we fix $N = 80$, $K = 4$, and evaluate the effect of iteration number T on the total revenue and profits. As seen from Figure 3, as the iteration T increases, the total revenue rises for all algorithms. The *greedy search*-based approach outperforms others, with its curve closest to the curve of *optimal*. We can observe that more iterations with exploitation tend to achieve near-optimal results: *greedy search* performs better than ϵ -*first* and *random* algorithms. In Figure 6, with T growing, Δ -PoS decreases gradually, demonstrating the estimated quality becomes more accurate, and the election results closer to the *optimal* algorithm.

Then, we set $T = 5000$, $K = 4$, and change the number of candidate categories N . According to Figure 4, the total revenue decreases as N increases, this is because the average qualities of the latter categories are proven to be lower, as displayed in Figure 2. Even though, the *greedy search*-based selection method can still tightly approach *optimal* method. For Δ -PoP from Figure 7, although the appearance of new candidate categories makes some impact, the trend is overall stable except for some fluctuations caused by the uncertainty of estimated qualities.

Finally, we set $T = 5000$, $N = 80$, and evaluate the number of selected categories K . We notice that the total revenues climb along with K for all the algorithms (Figure 5). The reason is the number of times the revenue accumulated is proportional to the number of selected categories K when N is a fixed value. Meanwhile, there exists more dispersion between curves of different algorithms,

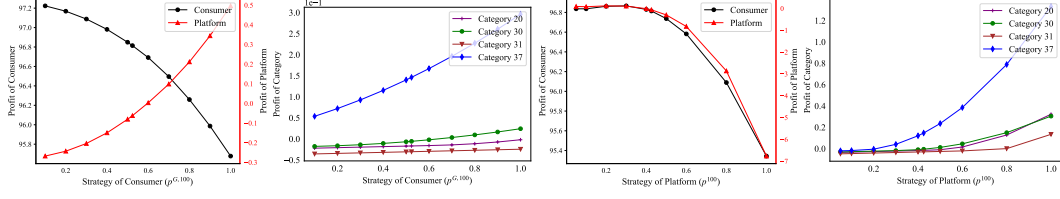


Figure 9: SoC vs. PoC/PoP.

Figure 10: SoC vs. PoS(s).

Figure 11: SoP vs. PoC/PoP.

Figure 12: SoP vs. PoS(s).

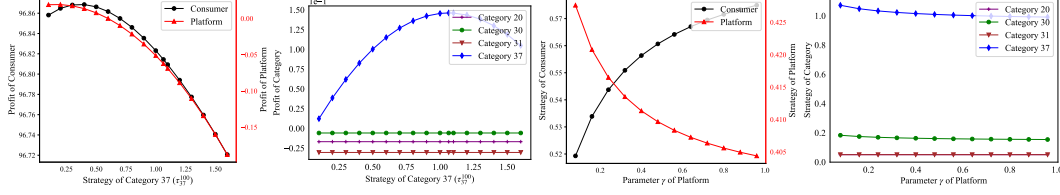


Figure 13: SoS vs. PoC/PoP.

Figure 14: SoS vs. PoS(s).

Figure 15: γ vs. SoC/SoP.

Figure 16: γ vs. SoS(s).

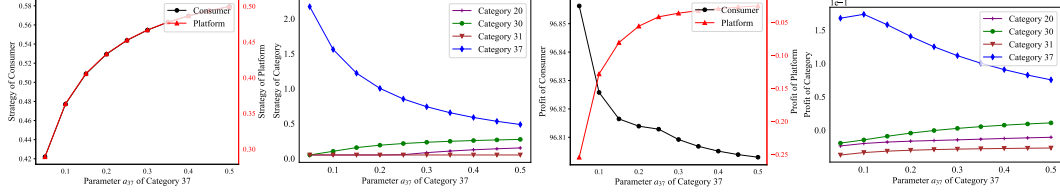


Figure 17: a_{37} vs. SoC/SoP.

Figure 18: a_{37} vs. SoS(s).

Figure 19: a_{37} vs. PoC/PoP.

Figure 20: a_{37} vs. PoS(s).

because as K increases, the total quality estimation error also rises. Overall, K 's growth will not have a significant impact on Δ -PoC (Figure 8).

The complete experimental results on CMAB evaluation are provided in Section A.4 in the Appendix.

4.3 Evaluation of three-stage HS game

As the optimal incentive strategy in each iteration is similar, we select iteration $t = 100$ to evaluate the profit and strategy of each participant.

The effect of SoC on PoP/PoC/PoS(s). We first see how SoC (p^G) impacts the each part's profit. In terms of Eq.(10) and Eq.(13), the value of SoC affects the optimal value of SoP and SoS(s), demonstrating the consumer as the first-tier leader. We can see from Figure 9 and Figure 10 that as $p^{G,100}$ increases, the consumer obtains less profit, while the platform and all the categories harvest more profits. That's because the growth of SoC leads to the increase of SoP and $SoS(s)$, hence bringing more profits to the other two participants.

The effect of SoP on PoP/PoC/PoS(s). Then we fix SoC as the optimal value and analyze the impact of the platform's strategy p on the three parts' profits. According to Eq.(10), the optimal strategy of each category is influenced by the platform's strategy p , so SoS(s) change along with SoP, indicating the platform as the second-tier leader. From Figure 11, the increase of p^{100} directly results in the platform giving more rewards to the seller for collecting products, hence reducing the platform's profit. And the consumer's profit also decreases, by raising the payment to the platform. We can tell from Figure 12 that as p^{100} rises, the profits of all the categories also increase. The reason can be obtained from Eq.(4): when the platform gives the seller a higher unit product price, the seller receives more profit accordingly.

The effect of SoS on PoP/PoC/PoS(s). Later, we fix SoP and SoC as the optimal values to explore the effect of SoS on the profits of the three participants. Take the strategy of category 37 (τ_{37}) as an example. Figure 13 shows that both the profits of the consumer and platform first increase and later decline, reaching a maximum point respectively. Besides, from Figure 14, when τ_{37}^{100} takes the optimal value, category 37 can get the highest profit correspondingly. The trends between the different categories are independent of each other, which is consistent with Eq.(4). Note that our purpose is to achieve all participants' profit maximization, so we need to consider the whole profits of all three parts, rather than any single participant.

The effect of hyper-parameters on strategies and profits. Here we focus on two parameters in platform’s cost function (γ) and category’s cost function (a_i). For γ , when it increases, the platform’s cost rises, so the consumer enhances price p^G , while the platform reduces p to guarantee profit, as illustrated in Figure 15. To deal with this situation, the seller reduces each categories’ entity richness to ensure profit (Figure 16). Afterwards, we examine how a_i make a difference to the strategy-making process. Suppose at iteration t , the chosen categories are [20, 30, 31, 37]. We evaluate how the parameter a_{37} in category 37’s cost function impacts the strategy and profit of the consumer, platform, and categories. According to Figure 17 and Figure 18, with a_{37} increasing, category 37’s cost increases, the strategy of category 37 is inversely proportional to a_{37} (c.f. Eq.(10). Meanwhile, SoC and SoP are proportional to the change of a_{37} , as the consumer and the platform have to raise p^G and p . As for profit (Figure 19 and Figure 20), PoC declines sharply due to higher p^G , while PoP increases and then approaches to a flat. Moreover, the profit of category 37 decreases as a_{37} grows, which can be explained by Eq.(4), where larger a_{37} leads to more cost. The platform, as a broker, when obtains more payment from the consumer and pays less to the seller, it will earn more.

The above results verify the effectiveness of the three-stage HS game.

5 Conclusion

In this paper, we consider a novel prompt trading scenario and correspondingly propose a prompt bundle trading (PBT) mechanism. We break the PBT issue into two steps, adopt greedy search-based Combined Multi-Arm Bandit (CMAB) for unknown categories selection and apply a three-stage hierarchical Stackelburg game to derive the best strategies for the three participants in the trading. In this way, we can maximize the profits between the consumer, the platform, as well as the seller. Compared to the pricing method used by the real prompt trading website, our mechanism is more flexible and thoughtful. We hope this work can prompt to create a good prompt trading environment.

References

- [1] <https://neutronfield.com/>.
- [2] <https://promptbase.com/>, .
- [3] <https://aihungry.com/tools/promptbase/pricing>, .
- [4] <https://www.promptsea.io/>, .
- [5] Anish Agarwal, Munther A. Dahleh, and Tuhin Sarkar. A marketplace for data: An algorithmic solution. In *Proceedings of the 2019 ACM Conference on Economics and Computation (EC)*, pages 701–726. ACM, 2019.
- [6] Baoyi An, Mingjun Xiao, An Liu, Xike Xie, and Xiaofang Zhou. Crowdsensing data trading based on combinatorial multi-armed bandit and stackelberg game. In *Proceedings of 37th IEEE International Conference on Data Engineering (ICDE)*, pages 253–264, Chania, Greece, 2021. IEEE.
- [7] Peter Auer, Nicolo Cesa-Bianchi, and Paul Fischer. Finite-time analysis of the multiarmed bandit problem. *Machine learning*, 47:235–256, 2002.
- [8] Magdalena Balazinska, Bill Howe, and Dan Suciu. Data markets in the cloud: An opportunity for the database community. *Proceedings of the VLDB Endowment*, 4(12):1482–1485, 2011.
- [9] Ahmed Saleh Bataineh, Rabeb Mizouni, May El Barachi, and Jamal Bentahar. Monetizing personal data: A two-sided market approach. In *Proceedings of the 7th International Conference on Ambient Systems, Networks and Technologies (ANT)*, pages 472–479. Elsevier, 2016.
- [10] Giacomo Calzolari and Alessandro Pavan. On the optimality of privacy in sequential contracting. *Journal of Economic Theory*, 130(1):168–204, 2006.
- [11] Junjie Chen, Minming Li, and Haifeng Xu. Selling data to a machine learner: Pricing via costly signaling. In *Proceedings of the 39th International Conference on Machine Learning (ICML)*, volume 162, pages 3336–3359, Baltimore, Maryland, USA, 2022. PMLR.

- [12] Lingjiao Chen, Paraschos Koutris, and Arun Kumar. Towards model-based pricing for machine learning in a data marketplace. In *Proceedings of the 2019 International Conference on Management of Data (SIGMOD)*, pages 1535–1552, Amsterdam, The Netherlands, 2019. ACM.
- [13] Man Hon Cheung, Fen Hou, and Jianwei Huang. Make a difference: Diversity-driven social mobile crowdsensing. In *IEEE INFOCOM 2017 - IEEE Conference on Computer Communications*, pages 1–9, 2017. doi: 10.1109/INFOCOM.2017.8057035.
- [14] René Bødker Christensen, Shashi Raj Pandey, and Petar Popovski. Semi-private computation of data similarity with applications to data valuation and pricing. *IEEE Trans. Inf. Forensics Secur.*, 18:1978–1988, 2023.
- [15] Zicun Cong, Xuan Luo, Jian Pei, Feida Zhu, and Yong Zhang. Data pricing in machine learning pipelines. *Knowledge and Information Systems*, 64(6):1417–1455, 2022.
- [16] Boris Dayma, Suraj Patil, Pedro Cuenca, Khalid Saifullah, Tanishq Abraham, Phúc Lê Khắc, Luke Melas, and Ritobrata Ghosh. Dall-e mini, 7 2021. URL <https://github.com/borisdarma/dalle-mini>.
- [17] Zhenan Fan, Huang Fang, Zirui Zhou, Jian Pei, Michael P. Friedlander, Changxin Liu, and Yong Zhang. Improving fairness for data valuation in horizontal federated learning. In *Proceedings of 38th IEEE International Conference on Data Engineering (ICDE)*, pages 2440–2453. IEEE, 2022.
- [18] Guoju Gao, Jie Wu, Mingjun Xiao, and Guoliang Chen. Combinatorial multi-armed bandit based unknown worker recruitment in heterogeneous crowdsensing. In *IEEE INFOCOM 2020-IEEE Conference on Computer Communications*, pages 179–188. IEEE, 2020.
- [19] Bo Gu, Xinxin Yang, Ziqi Lin, Weiwei Hu, Mamoun Alazab, and Rupak Kharel. Multiagent actor-critic network-based incentive mechanism for mobile crowdsensing in industrial systems. *IEEE Transactions on Industrial Informatics*, 17(9):6182–6191, 2021. doi: 10.1109/TII.2020.3024611.
- [20] Jack Hessel, Ari Holtzman, Maxwell Forbes, Ronan Le Bras, and Yejin Choi. Clipscore: A reference-free evaluation metric for image captioning. In *Proceedings of the 2021 Conference on Empirical Methods in Natural Language Processing*, pages 7514–7528, 2021.
- [21] Qinya Li, Fan Wu, and Guihai Chen. An efficient, fair, and robust image pricing mechanism for crowdsourced 3d reconstruction. *IEEE Transactions on Services Computing*, 15(1):498–512, 2022. doi: 10.1109/TSC.2019.2953906.
- [22] Tsung-Yi Lin, Michael Maire, Serge Belongie, James Hays, Pietro Perona, Deva Ramanan, Piotr Dollár, and C Lawrence Zitnick. Microsoft coco: Common objects in context. In *Computer Vision—ECCV 2014: 13th European Conference, Zurich, Switzerland, September 6-12, 2014, Proceedings, Part V 13*, pages 740–755. Springer, 2014.
- [23] Jinfei Liu, Jian Lou, Junxu Liu, Li Xiong, Jian Pei, and Jimeng Sun. Dealer: An end-to-end model marketplace with differential privacy. *Proceedings of the VLDB Endowment*, 14(6): 957–969, 2021.
- [24] Hasan Al Maruf, Yuhong Zhong, Hongyi Wang, Mosharaf Chowdhury, Asaf Cidon, and Carl Waldspurger. Memtrade: Marketplace for disaggregated memory clouds. *Proc. ACM Meas. Anal. Comput. Syst.*, 7(2), may 2023. doi: 10.1145/3589985. URL <https://doi.org/10.1145/3589985>.
- [25] Xiaoye Miao, Yunjun Gao, Lu Chen, Huanhuan Peng, Jianwei Yin, and Qing Li. Towards query pricing on incomplete data. *IEEE Trans. Knowl. Data Eng.*, 34(8):4024–4036, 2022.
- [26] Anish Mittal, Anush Krishna Moorthy, and Alan Conrad Bovik. No-reference image quality assessment in the spatial domain. *IEEE Transactions on image processing*, 21(12):4695–4708, 2012.

- [27] Lam Duc Nguyen, Shashi Raj Pandey, Beatriz Soret, Arne Broering, and Petar Popovski. A marketplace for trading AI models based on blockchain and incentives for IoT data. *CoRR*, abs/2112.02870, 2021.
- [28] Alexander Quinn Nichol, Prafulla Dhariwal, Aditya Ramesh, Pranav Shyam, Pamela Mishkin, Bob McGrew, Ilya Sutskever, and Mark Chen. GLIDE: towards photorealistic image generation and editing with text-guided diffusion models. In Kamalika Chaudhuri, Stefanie Jegelka, Le Song, Csaba Szepesvári, Gang Niu, and Sivan Sabato, editors, *International Conference on Machine Learning, ICML 2022, 17-23 July 2022, Baltimore, Maryland, USA*, volume 162 of *Proceedings of Machine Learning Research*, pages 16784–16804. PMLR, 2022. URL <https://proceedings.mlr.press/v162/nichol22a.html>.
- [29] Chaoyue Niu, Zhenzhe Zheng, Fan Wu, Shaojie Tang, and Guihai Chen. Online pricing with reserve price constraint for personal data markets. In *Proceedings of 36th IEEE International Conference on Data Engineering (ICDE)*, pages 1978–1981, Dallas, TX, USA, 2020. IEEE.
- [30] Javier Parra-Arnau. Optimized, direct sale of privacy in personal data marketplaces. *Information Sciences*, 424:354–384, 2018.
- [31] Md Tahmid Rashid, Daniel Yue Zhang, and Dong Wang. Socialdrone: An integrated social media and drone sensing system for reliable disaster response. In *IEEE INFOCOM 2020-IEEE Conference on Computer Communications*, pages 218–227. IEEE, 2020.
- [32] Robin Rombach, Andreas Blattmann, Dominik Lorenz, Patrick Esser, and Björn Ommer. High-resolution image synthesis with latent diffusion models. In *Proceedings of the IEEE/CVF conference on computer vision and pattern recognition*, pages 10684–10695, 2022.
- [33] Soumya Sen, Carlee Joe-Wong, Sangtae Ha, and Mung Chiang. A survey of smart data pricing: Past proposals, current plans, and future trends. *ACM Computing Surveys*, 46(2):15:1–15:37, 2013.
- [34] Lloyd S Shapley et al. A value for n-person games. 1953.
- [35] Xinyue Shen, Yiting Qu, Michael Backes, and Yang Zhang. Prompt stealing attacks against text-to-image generation models. *arXiv preprint arXiv:2302.09923*, 2023.
- [36] Yuncheng Shen, Bing Guo, Yan Shen, Xuliang Duan, Xiangqian Dong, and Hong Zhang. A pricing model for big personal data. *Tsinghua science and technology*, 21(5):482–490, 2016.
- [37] Yuncheng Shen, Bing Guo, Yan Shen, Xuliang Duan, Xiangqian Dong, Hong Zhang, Chuanwu Zhang, and Yuming Jiang. Personal big data pricing method based on differential privacy. *Comput. Secur.*, 113:102529, 2022.
- [38] Florian Stahl and Gottfried Vossen. Data quality scores for pricing on data marketplaces. In *Proceedings of 8th Asian Conference on Intelligent Information and Database Systems (ACIIDS)*, pages 215–224. Springer, 2016.
- [39] Peng Sun, Xu Chen, Guocheng Liao, and Jianwei Huang. A profit-maximizing model marketplace with differentially private federated learning. In *Proceedings of 2022 IEEE Conference on Computer Communications (INFOCOM)*, pages 1439–1448. IEEE, 2022.
- [40] Yi-Chia Tsai, Yu-Da Cheng, Cheng-Wei Wu, Yueh-Ting Lai, Wan-Hsun Hu, Jeu-Yih Jeng, and Yu-Chee Tseng. Time-dependent smart data pricing based on machine learning. In *Proceedings of 30th Canadian Conference on Artificial Intelligence, (Canadian AI)*, volume 10233, pages 103–108, Edmonton, AB, Canada, 2017. Springer.
- [41] Jianyi Wang, Kelvin CK Chan, and Chen Change Loy. Exploring clip for assessing the look and feel of images. In *Proceedings of the AAAI Conference on Artificial Intelligence*, volume 37, pages 2555–2563, 2023.
- [42] Tianhao Wang, Johannes Rausch, Ce Zhang, Ruoxi Jia, and Dawn Song. A principled approach to data valuation for federated learning. In *Federated Learning - Privacy and Incentive*, volume 12500, pages 153–167. Springer, Berlin, Germany, 2020.

- [43] Mingjun Xiao, Yin Xu, Jinrui Zhou, Jie Wu, Sheng Zhang, and Jun Zheng. Aoi-aware incentive mechanism for mobile crowdsensing using stackelberg game. In *IEEE INFOCOM 2023 - IEEE Conference on Computer Communications*, pages 1–10, 2023. doi: 10.1109/INFOCOM53939.2023.10229079.
- [44] Anran Xu, Zhenzhe Zheng, Fan Wu, and Guihai Chen. Online data valuation and pricing for machine learning tasks in mobile health. In *Proceedings of the 41st IEEE International Conference on Computer Communications (INFOCOM)*, pages 850–859, London, United Kingdom, 2022. IEEE.
- [45] Hong Xu and Baochun Li. Dynamic cloud pricing for revenue maximization. *IEEE Transactions on Cloud Computing*, 1(2):158–171, 2013.
- [46] Yufeng Zhan, Chi Harold Liu, Yinuo Zhao, Jiang Zhang, and Jian Tang. Free market of multi-leader multi-follower mobile crowdsensing: An incentive mechanism design by deep reinforcement learning. *IEEE Transactions on Mobile Computing*, 19(10):2316–2329, 2020.

A Appendix / supplemental material

A.1 Determining the platform’s optimal strategy

Theorem 2. In Stage 2, based on the optimal strategy ζ_i^{t*} for the seller’s prompt i given in Stage 3, the optimal strategy p^{t*} for the platform can be calculated using the following formula:

$$p^{t*} = \frac{p^{G,t}A - (\delta A - 2\gamma AB - B)}{2A(1 + \gamma A)}, \quad (15)$$

where $A = \sum_{i=1}^K \frac{1}{2a_i \bar{q}_i}$, and $B = \sum_{i=1}^K \frac{b_i}{2a_i}$.

Proof. Substitute Eq.(4) into Eq.(5) and solve for the first and second derivatives of $\Psi^t(p^{G,t}, p^t, \zeta^t)$ with respect to p^t .

Firstly, by substituting $\zeta_i^{t*} = \frac{p^t - b_i \bar{q}_i^t}{2a_i \bar{q}_i^t}$ into Eq.(5), we can obtain:

$$\Psi^t(p^{G,t}, p^t, \zeta^t) = p^{G,t} \sum_{i=1}^N \frac{p^t - b_i \bar{q}_i^t}{2a_i \bar{q}_i^t} \chi_i^t - p^t \sum_{i=1}^N \frac{p^t - b_i \bar{q}_i^t}{2a_i \bar{q}_i^t} \chi_i^t - \gamma \left(\sum_{i=1}^N \frac{p^t - b_i \bar{q}_i^t}{2a_i \bar{q}_i^t} \chi_i^t \right)^2 - \delta \sum_{i=1}^N \frac{p^t - b_i \bar{q}_i^t}{2a_i \bar{q}_i^t} \chi_i^t \quad (16)$$

Then, solve for the first derivative $\frac{\partial \Psi^t(p^{G,t}, p^t, \zeta^t)}{\partial p^t}$ and the second derivative $\frac{\partial^2 \Psi^t(p^{G,t}, p^t, \zeta^t)}{\partial (p^t)^2}$ of $\Psi^t(p^{G,t}, p^t, \zeta^t)$ with respect to p^t :

$$\begin{aligned} \frac{\partial \Psi^t(p^{G,t}, p^t, \zeta^t)}{\partial p^t} &= p^{G,t} \sum_{i=1}^K \frac{1}{2a_i \bar{q}_i^t} - 2 \sum_{i=1}^K \frac{p^t}{2a_i \bar{q}_i^t} + \sum_{i=1}^K \frac{b_i}{2a_i} \\ &\quad - \left[2\gamma \sum_{i=1}^K \frac{p^t - b_i \bar{q}_i^t}{2a_i \bar{q}_i^t} \sum_{i=1}^K \frac{1}{2a_i \bar{q}_i^t} + \delta \sum_{i=1}^K \frac{1}{2a_i \bar{q}_i^t} \right], \end{aligned} \quad (17)$$

$$\frac{\partial^2 \Psi^t(p^{G,t}, p^t, \zeta^t)}{\partial (p^t)^2} = -2A - 2\gamma A^2 < 0. \quad (18)$$

Therefore, the second partial derivative of $\Psi^t(p^{G,t}, p^t, \zeta^t)$ concerning p^t is strictly negative, indicating that the objective function is strictly convex and that there is a unique global optimum. Let the first partial derivative $\frac{\partial \Psi^t(p^{G,t}, p^t, \zeta^t)}{\partial p^t} = 0$, and the solution yields the optimal unit price of the seller’s prompt p^{t*} for the prompt platform. The result is shown in Eq.(15).

A.2 Determining the consumer's optimal strategy

Theorem 3. In Stage 1, based on the optimal strategy p^{t*} for the platform given in Stage 2, the optimal strategy $p^{G,t*}$ for the consumer can be calculated using the following formula:

$$p^{G,t*} = \frac{3\bar{q}^t\Theta - 2 + \sqrt{\Delta}}{4\bar{q}^t\Gamma} \quad (19)$$

where $\Delta = (2 - \bar{q}^t\Theta)^2 + 8\eta\Gamma(\bar{q}^t)^2$, $\Gamma = \frac{A}{2(1+\gamma A)}$, $\Theta = \frac{\delta A - 2\gamma AB - B}{2(1+\gamma A)} + B$, $A = \sum_{i=1}^K \frac{1}{2a_i\bar{q}_i^t}$, and $B = \sum_{i=1}^K \frac{b_i}{2a_i}$.

Proof. Substitute Eq.(10) and Eq.(13) into Eq.(6) and solve for the first and second derivatives of $\Omega^t(p^{G,t}, \varsigma^t)$ with respect to $p^{G,t}$.

Firstly, by substituting $\varsigma_i^{t*} = \frac{p^t - b_i\bar{q}_i^t}{2a_i\bar{q}_i^t}$ into Eq.(6), we can obtain:

$$\begin{aligned} \Omega^t(p^{G,t}, \varsigma^t) &= \eta \cdot \ln \left(1 + \bar{q}^t \sum_{i=1}^N \frac{p^t - b_i\bar{q}_i^t}{2a_i\bar{q}_i^t} \chi_i^t \right) + \omega \sum_{i=1}^N \sigma^{i,t} \chi_i^t - p^{G,t} \sum_{i=1}^N \frac{p^t - b_i\bar{q}_i^t}{2a_i\bar{q}_i^t} \chi_i^t \\ &= \eta \cdot \ln (1 + \bar{q}^t p^t A - \bar{q}^t B) + \omega \sum_{i=1}^N \sigma^{i,t} \chi_i^t - p^{G,t} (p^t A - B) \end{aligned} \quad (20)$$

Then, by substituting $p^{t*} = \frac{p^{G,t}A - (\delta A - 2\gamma AB - B)}{2A(1+\gamma A)}$ into Eq.(20), we can obtain:

$$\begin{aligned} \Omega^t(p^{G,t}, \varsigma^t) &= \eta \cdot \ln \left(1 + \bar{q}^t \frac{p^{G,t}A - (\delta A - 2\gamma AB - B)}{2A(1+\gamma A)} A - \bar{q}^t B \right) + \omega \sum_{i=1}^N \sigma^{i,t} \chi_i^t \\ &\quad - p^{G,t} \left(\frac{p^{G,t}A - (\delta A - 2\gamma AB - B)}{2A(1+\gamma A)} A - B \right) \end{aligned} \quad (21)$$

Let $\Gamma = \frac{A}{2(1+\gamma A)}$, $\Theta = \frac{\delta A - 2\gamma AB - B}{2(1+\gamma A)} + B$. Eq.(21) can be rewritten:

$$\Omega^t(p^{G,t}, \varsigma^t) = \eta \ln (1 + \bar{q}^t p^{G,t} \Gamma - \bar{q}^t \Theta) + \omega \sum_{i=1}^N \sigma^{i,t} \chi_i^t - (p^{G,t})^2 \Gamma + p^{G,t} \Theta \quad (22)$$

Let $\Upsilon = \Theta - p^{G,t} \Gamma < 0$, and convert optimal $P^{G,t*}$ determination problem into optimal Υ^* determination problem:

$$\Omega^t(\Upsilon) = \eta \ln(1 - \bar{q}^t \Upsilon) + \omega \sum_{i=1}^N \sigma^{i,t} \chi_i^t + \frac{\Upsilon(\Theta - \Upsilon)}{\Gamma} \quad (23)$$

compute the first-order derivative of $\Omega^t(\Upsilon)$:

$$\frac{\partial \Omega^t(\Upsilon)}{\partial \Upsilon} = \frac{-\eta \bar{q}^t}{1 - \bar{q}^t \Upsilon} + \frac{\Theta - 2\Upsilon}{\Gamma} = \frac{2\bar{q}^t \Upsilon^2 - (2 + \bar{q}^t \Theta) \Upsilon + \Theta - \eta \bar{q}^t \Gamma}{\Gamma(1 - \bar{q}^t \Upsilon)} \quad (24)$$

As $\Omega^t(\Upsilon)$ is not standardly concave, we need to analyze its monotonicity. We find the numerator term of $\frac{\partial \Omega^t(\Upsilon)}{\partial \Upsilon}$ is a quadratic formula of Υ , so let $2\bar{q}^t \Upsilon^2 - (2 + \bar{q}^t \Theta) \Upsilon + \Theta - \eta \bar{q}^t \Gamma = 0$ and seek for the roots of it as follows:

$$\Delta = (2 + \bar{q}^t \Theta)^2 - 8\bar{q}^t(\Theta - \eta \bar{q}^t \Gamma) = (2 - \bar{q}^t \Theta)^2 + 8\eta\Gamma(\bar{q}^t)^2 > (2 - \bar{q}^t \Theta)^2 \geq 0 \quad (25)$$

Accordingly, the numerator term in Eq.24 has two roots. When $2 - \bar{q}^t \Theta > 0$, *i.e.*, $\Theta < \frac{2}{\bar{q}^t}$, the two roots can be computed:

$$\Upsilon_1 = \frac{2 + \bar{q}^t \Theta - \sqrt{\Delta}}{4\bar{q}^t} < \frac{2 + \bar{q}^t \Theta - (2 - \bar{q}^t \Theta)}{4\bar{q}^t} < \frac{1}{\bar{q}^t} \quad (26)$$

$$\Upsilon_2 = \frac{2 + \bar{q}^t \Theta + \sqrt{\Delta}}{4\bar{q}^t} > \frac{2 + \bar{q}^t \Theta + (2 - \bar{q}^t \Theta)}{4\bar{q}^t} = \frac{1}{\bar{q}^t} \quad (27)$$

Else when $2 - \bar{q}^t \Theta \leq 0$, *i.e.*, $\Theta \geq \frac{2}{\bar{q}^t}$, the two roots can be computed:

$$\Upsilon_1 = \frac{2 + \bar{q}^t \Theta - \sqrt{\Delta}}{4\bar{q}^t} < \frac{2 + \bar{q}^t \Theta - (2 - \bar{q}^t \Theta)}{4\bar{q}^t} = \frac{1}{\bar{q}^t} \quad (28)$$

$$\Upsilon_2 = \frac{2 + \bar{q}^t \Theta + \sqrt{\Delta}}{4\bar{q}^t} > \frac{2 + \bar{q}^t \Theta + (2 - \bar{q}^t \Theta)}{4\bar{q}^t} \geq \frac{1}{\bar{q}^t} \quad (29)$$

According to Eq.(26)-Eq.(29), $\Upsilon_1 \leq \frac{1}{\bar{q}^t} \leq \Upsilon_2$ always holds. Hence, $\Omega^t(\Upsilon)$ monotonically increases in $(-\infty, \Upsilon_1)$, decreases in $(\Upsilon_1, \frac{1}{\bar{q}^t})$, increases in $(\frac{1}{\bar{q}^t}, \Upsilon_2)$, and decreases in $(\Upsilon_2, +\infty)$. Since $\Upsilon < 0$, we choose Υ_1 as the optimal point of $\Omega^t(\Upsilon)$. Then p^{G,t^*} can be calculated as:

$$p^{G,t^*} = \frac{\Theta - \Upsilon_1}{\Gamma} = \frac{3\bar{q}^t \Theta - 2 + \sqrt{\Delta}}{4\bar{q}^t \Gamma} \quad (30)$$

A.3 Data Construction

As a prompt may relate to various categories, while splitting sub-datasets, we classify the prompt into all the categories related to it. Therefore, the sub-dataset scale of different categories varies. Besides, the whole categories we considered in the experiments are listed below.

[person, bicycle, car, motorcycle, airplane, bus, train, truck, boat, traffic light, fire hydrant, stop sign, parking meter, bench, bird, cat, dog, horse, sheep, cow, elephant, bear, zebra, giraffe, backpack, umbrella, handbag, tie, suitcase, frisbee, skis, snowboard, sports ball, kite, baseball bat, baseball glove, skateboard, surfboard, tennis racket, bottle, wine glass, cup, fork, knife, spoon, bowl, banana, apple, sandwich, orange, broccoli, carrot, hot dog, pizza, donut, cake, chair, couch, potted plant, bed, dining table, toilet, tv, laptop, mouse, remote, keyboard, cell phone, microwave, oven, toaster, sink, refrigerator, book, clock, vase, scissors, teddy bear, hair drier, toothbrush]

A.4 Experimental Results on CMAB

Figure21 to Figure 32 illustrate the experimental results of CMAB-based unknow category selection, which demonstrate the effectiveness and feasibility of our method.

A.5 Limitations

Due to the limited experimental resources and other factors, this work has the following limitations. First, The Prompt Bundle Trading (PBT) scenario proposed in this paper is only part of the whole prompt trading scenario, which constrains the application of the proposed methodology. Besides, considering the copyright of the real prompt products, we did not scrape the real data on the selling websites, nor did we purchase a large number of real prompt products due to restricted funding. Instead, we considered several large text-to-image generative models, constructed a dataset using caption texts from the MSCOCO dataset as prompts, and generated corresponding images offline. Moreover, We didn't verify our methodology on prompt products related to large language models. Therefore, due to the distribution difference between the simulated data and the real prompt products in the marketplace, the experimental results may deviate to a certain extent.

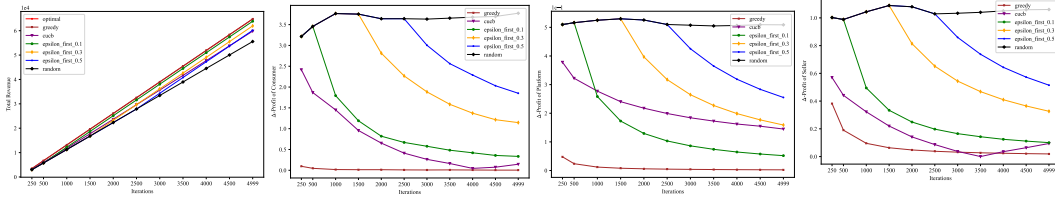


Figure 21: T vs. revenue. Figure 22: T vs. Δ -PoC. Figure 23: T vs. Δ -PoP. Figure 24: T vs. Δ -PoS(s).

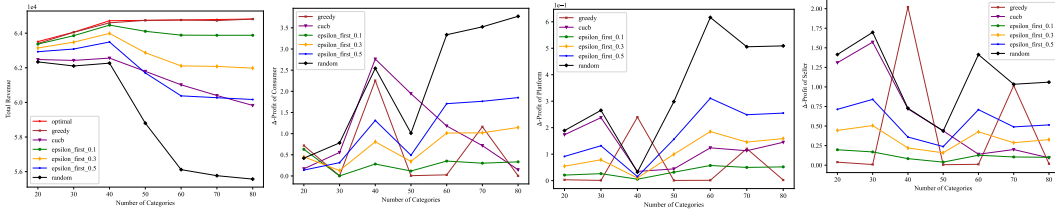


Figure 25: N vs. revenue. Figure 26: N vs. Δ -PoC. Figure 27: N vs. Δ -PoP. Figure 28: N vs. Δ -PoS(s).

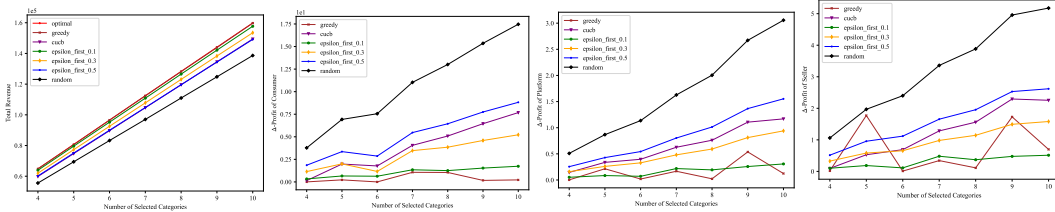


Figure 29: K vs. revenue. Figure 30: K vs. Δ -PoC. Figure 31: K vs. Δ -PoP. Figure 32: K vs. Δ -PoS(s).

A.6 Societal Impact

This paper focuses on the pricing scenario of prompt bundle deals in prompt trading websites. This is a practical problem in real-world application scenarios. The solution to this problem can achieve a win-win-win situation for consumers, platforms, and sellers, which is conducive to creating a good prompt trading environment.

NeurIPS Paper Checklist

1. Claims

Question: Do the main claims made in the abstract and introduction accurately reflect the paper’s contributions and scope?

Answer: [Yes]

Justification: In this paper, we first introduce current prompt trading mode and point out its limitations (Sec. 1). Given that there are currently no studies on this issue (Sec. 2), we propose a novel prompt bundle trading mechanism based on CMAB and three-stage HS (Sec. 3). By comprehensively considering the profits of consumer, platform, and seller, the method can maximize profit of the three parties simultaneously. We use both proof and experiments verify the feasibility and effectiveness of our method (Sec. 4).

Guidelines:

- The answer NA means that the abstract and introduction do not include the claims made in the paper.
- The abstract and/or introduction should clearly state the claims made, including the contributions made in the paper and important assumptions and limitations. A No or NA answer to this question will not be perceived well by the reviewers.
- The claims made should match theoretical and experimental results, and reflect how much the results can be expected to generalize to other settings.

- It is fine to include aspirational goals as motivation as long as it is clear that these goals are not attained by the paper.

2. Limitations

Question: Does the paper discuss the limitations of the work performed by the authors?

Answer: [Yes]

Justification: The Prompt Bundle Trading scenario in this paper is part of the whole prompt trading scenario, which constraints the application of the proposed methodology (Sec 1). Besides, due to the distribution difference between the simulated data and the real prompt products in the marketplace, the experimental results may deviate to a certain extent (4). Please refer to Sec. A.5 in Appendix for more details.

Guidelines:

- The answer NA means that the paper has no limitation while the answer No means that the paper has limitations, but those are not discussed in the paper.
- The authors are encouraged to create a separate "Limitations" section in their paper.
- The paper should point out any strong assumptions and how robust the results are to violations of these assumptions (e.g., independence assumptions, noiseless settings, model well-specification, asymptotic approximations only holding locally). The authors should reflect on how these assumptions might be violated in practice and what the implications would be.
- The authors should reflect on the scope of the claims made, e.g., if the approach was only tested on a few datasets or with a few runs. In general, empirical results often depend on implicit assumptions, which should be articulated.
- The authors should reflect on the factors that influence the performance of the approach. For example, a facial recognition algorithm may perform poorly when image resolution is low or images are taken in low lighting. Or a speech-to-text system might not be used reliably to provide closed captions for online lectures because it fails to handle technical jargon.
- The authors should discuss the computational efficiency of the proposed algorithms and how they scale with dataset size.
- If applicable, the authors should discuss possible limitations of their approach to address problems of privacy and fairness.
- While the authors might fear that complete honesty about limitations might be used by reviewers as grounds for rejection, a worse outcome might be that reviewers discover limitations that aren't acknowledged in the paper. The authors should use their best judgment and recognize that individual actions in favor of transparency play an important role in developing norms that preserve the integrity of the community. Reviewers will be specifically instructed to not penalize honesty concerning limitations.

3. Theory Assumptions and Proofs

Question: For each theoretical result, does the paper provide the full set of assumptions and a complete (and correct) proof?

Answer: [Yes]

Justification: Please refer to Sec. 3 and Sec. A.2 in the Appendix for more details on the proof of optimal incentive strategy.

Guidelines:

- The answer NA means that the paper does not include theoretical results.
- All the theorems, formulas, and proofs in the paper should be numbered and cross-referenced.
- All assumptions should be clearly stated or referenced in the statement of any theorems.
- The proofs can either appear in the main paper or the supplemental material, but if they appear in the supplemental material, the authors are encouraged to provide a short proof sketch to provide intuition.
- Inversely, any informal proof provided in the core of the paper should be complemented by formal proofs provided in appendix or supplemental material.

- Theorems and Lemmas that the proof relies upon should be properly referenced.

4. Experimental Result Reproducibility

Question: Does the paper fully disclose all the information needed to reproduce the main experimental results of the paper to the extent that it affects the main claims and/or conclusions of the paper (regardless of whether the code and data are provided or not)?

Answer: [Yes]

Justification: The experimental conditions and key parameters were described. Please refer to Sec. 4 for more details.

Guidelines:

- The answer NA means that the paper does not include experiments.
- If the paper includes experiments, a No answer to this question will not be perceived well by the reviewers: Making the paper reproducible is important, regardless of whether the code and data are provided or not.
- If the contribution is a dataset and/or model, the authors should describe the steps taken to make their results reproducible or verifiable.
- Depending on the contribution, reproducibility can be accomplished in various ways. For example, if the contribution is a novel architecture, describing the architecture fully might suffice, or if the contribution is a specific model and empirical evaluation, it may be necessary to either make it possible for others to replicate the model with the same dataset, or provide access to the model. In general, releasing code and data is often one good way to accomplish this, but reproducibility can also be provided via detailed instructions for how to replicate the results, access to a hosted model (e.g., in the case of a large language model), releasing of a model checkpoint, or other means that are appropriate to the research performed.
- While NeurIPS does not require releasing code, the conference does require all submissions to provide some reasonable avenue for reproducibility, which may depend on the nature of the contribution. For example
 - (a) If the contribution is primarily a new algorithm, the paper should make it clear how to reproduce that algorithm.
 - (b) If the contribution is primarily a new model architecture, the paper should describe the architecture clearly and fully.
 - (c) If the contribution is a new model (e.g., a large language model), then there should either be a way to access this model for reproducing the results or a way to reproduce the model (e.g., with an open-source dataset or instructions for how to construct the dataset).
 - (d) We recognize that reproducibility may be tricky in some cases, in which case authors are welcome to describe the particular way they provide for reproducibility. In the case of closed-source models, it may be that access to the model is limited in some way (e.g., to registered users), but it should be possible for other researchers to have some path to reproducing or verifying the results.

5. Open access to data and code

Question: Does the paper provide open access to the data and code, with sufficient instructions to faithfully reproduce the main experimental results, as described in supplemental material?

Answer: [No]

Justification: The dataset and code will be released once the paper is accepted. Please refer to the supplemental material for part of the data and core code.

Guidelines:

- The answer NA means that paper does not include experiments requiring code.
- Please see the NeurIPS code and data submission guidelines (<https://nips.cc/public/guides/CodeSubmissionPolicy>) for more details.
- While we encourage the release of code and data, we understand that this might not be possible, so “No” is an acceptable answer. Papers cannot be rejected simply for not including code, unless this is central to the contribution (e.g., for a new open-source benchmark).

- The instructions should contain the exact command and environment needed to run to reproduce the results. See the NeurIPS code and data submission guidelines (<https://nips.cc/public/guides/CodeSubmissionPolicy>) for more details.
- The authors should provide instructions on data access and preparation, including how to access the raw data, preprocessed data, intermediate data, and generated data, etc.
- The authors should provide scripts to reproduce all experimental results for the new proposed method and baselines. If only a subset of experiments are reproducible, they should state which ones are omitted from the script and why.
- At submission time, to preserve anonymity, the authors should release anonymized versions (if applicable).
- Providing as much information as possible in supplemental material (appended to the paper) is recommended, but including URLs to data and code is permitted.

6. Experimental Setting/Details

Question: Does the paper specify all the training and test details (e.g., data splits, hyper-parameters, how they were chosen, type of optimizer, etc.) necessary to understand the results?

Answer: [Yes]

Justification: The paper specifies all the details necessary to understand the results, please refer to Sec. 4.

Guidelines:

- The answer NA means that the paper does not include experiments.
- The experimental setting should be presented in the core of the paper to a level of detail that is necessary to appreciate the results and make sense of them.
- The full details can be provided either with the code, in appendix, or as supplemental material.

7. Experiment Statistical Significance

Question: Does the paper report error bars suitably and correctly defined or other appropriate information about the statistical significance of the experiments?

Answer: [No]

Justification: During the experiment, we fixed the random seed as 42. As the optimal strategy can be precisely calculated, we didn't adopt error bars.

Guidelines:

- The answer NA means that the paper does not include experiments.
- The authors should answer "Yes" if the results are accompanied by error bars, confidence intervals, or statistical significance tests, at least for the experiments that support the main claims of the paper.
- The factors of variability that the error bars are capturing should be clearly stated (for example, train/test split, initialization, random drawing of some parameter, or overall run with given experimental conditions).
- The method for calculating the error bars should be explained (closed form formula, call to a library function, bootstrap, etc.)
- The assumptions made should be given (e.g., Normally distributed errors).
- It should be clear whether the error bar is the standard deviation or the standard error of the mean.
- It is OK to report 1-sigma error bars, but one should state it. The authors should preferably report a 2-sigma error bar than state that they have a 96% CI, if the hypothesis of Normality of errors is not verified.
- For asymmetric distributions, the authors should be careful not to show in tables or figures symmetric error bars that would yield results that are out of range (e.g. negative error rates).
- If error bars are reported in tables or plots, The authors should explain in the text how they were calculated and reference the corresponding figures or tables in the text.

8. Experiments Compute Resources

Question: For each experiment, does the paper provide sufficient information on the computer resources (type of compute workers, memory, time of execution) needed to reproduce the experiments?

Answer: [Yes]

Justification: The paper provide sufficient information on the computer resources. Please refer to Sec. 4 for more details.

Guidelines:

- The answer NA means that the paper does not include experiments.
- The paper should indicate the type of compute workers CPU or GPU, internal cluster, or cloud provider, including relevant memory and storage.
- The paper should provide the amount of compute required for each of the individual experimental runs as well as estimate the total compute.
- The paper should disclose whether the full research project required more compute than the experiments reported in the paper (e.g., preliminary or failed experiments that didn't make it into the paper).

9. Code Of Ethics

Question: Does the research conducted in the paper conform, in every respect, with the NeurIPS Code of Ethics <https://neurips.cc/public/EthicsGuidelines>?

Answer: [Yes]

Justification: We have read the NeurIPS code of ethics, and confirm that the research conducted in the paper conform, in every respect, with the NeurIPS Code of Ethics.

Guidelines:

- The answer NA means that the authors have not reviewed the NeurIPS Code of Ethics.
- If the authors answer No, they should explain the special circumstances that require a deviation from the Code of Ethics.
- The authors should make sure to preserve anonymity (e.g., if there is a special consideration due to laws or regulations in their jurisdiction).

10. Broader Impacts

Question: Does the paper discuss both potential positive societal impacts and negative societal impacts of the work performed?

Answer: [Yes]

Justification: Please refer to Sec. A.6 in the Appendix for the societal impact of our work.

Guidelines:

- The answer NA means that there is no societal impact of the work performed.
- If the authors answer NA or No, they should explain why their work has no societal impact or why the paper does not address societal impact.
- Examples of negative societal impacts include potential malicious or unintended uses (e.g., disinformation, generating fake profiles, surveillance), fairness considerations (e.g., deployment of technologies that could make decisions that unfairly impact specific groups), privacy considerations, and security considerations.
- The conference expects that many papers will be foundational research and not tied to particular applications, let alone deployments. However, if there is a direct path to any negative applications, the authors should point it out. For example, it is legitimate to point out that an improvement in the quality of generative models could be used to generate deepfakes for disinformation. On the other hand, it is not needed to point out that a generic algorithm for optimizing neural networks could enable people to train models that generate Deepfakes faster.
- The authors should consider possible harms that could arise when the technology is being used as intended and functioning correctly, harms that could arise when the technology is being used as intended but gives incorrect results, and harms following from (intentional or unintentional) misuse of the technology.

- If there are negative societal impacts, the authors could also discuss possible mitigation strategies (e.g., gated release of models, providing defenses in addition to attacks, mechanisms for monitoring misuse, mechanisms to monitor how a system learns from feedback over time, improving the efficiency and accessibility of ML).

11. Safeguards

Question: Does the paper describe safeguards that have been put in place for responsible release of data or models that have a high risk for misuse (e.g., pretrained language models, image generators, or scraped datasets)?

Answer: [NA]

Justification: The paper poses no such risks.

Guidelines:

- The answer NA means that the paper poses no such risks.
- Released models that have a high risk for misuse or dual-use should be released with necessary safeguards to allow for controlled use of the model, for example by requiring that users adhere to usage guidelines or restrictions to access the model or implementing safety filters.
- Datasets that have been scraped from the Internet could pose safety risks. The authors should describe how they avoided releasing unsafe images.
- We recognize that providing effective safeguards is challenging, and many papers do not require this, but we encourage authors to take this into account and make a best faith effort.

12. Licenses for existing assets

Question: Are the creators or original owners of assets (e.g., code, data, models), used in the paper, properly credited and are the license and terms of use explicitly mentioned and properly respected?

Answer: [Yes]

Justification: We have cited the original papers about the models we adopted during the experiments (Sec. 4).

Guidelines:

- The answer NA means that the paper does not use existing assets.
- The authors should cite the original paper that produced the code package or dataset.
- The authors should state which version of the asset is used and, if possible, include a URL.
- The name of the license (e.g., CC-BY 4.0) should be included for each asset.
- For scraped data from a particular source (e.g., website), the copyright and terms of service of that source should be provided.
- If assets are released, the license, copyright information, and terms of use in the package should be provided. For popular datasets, paperswithcode.com/datasets has curated licenses for some datasets. Their licensing guide can help determine the license of a dataset.
- For existing datasets that are re-packaged, both the original license and the license of the derived asset (if it has changed) should be provided.
- If this information is not available online, the authors are encouraged to reach out to the asset's creators.

13. New Assets

Question: Are new assets introduced in the paper well documented and is the documentation provided alongside the assets?

Answer: [NA]

Justification: The paper does not release new assets.

Guidelines:

- The answer NA means that the paper does not release new assets.

- Researchers should communicate the details of the dataset/code/model as part of their submissions via structured templates. This includes details about training, license, limitations, etc.
- The paper should discuss whether and how consent was obtained from people whose asset is used.
- At submission time, remember to anonymize your assets (if applicable). You can either create an anonymized URL or include an anonymized zip file.

14. Crowdsourcing and Research with Human Subjects

Question: For crowdsourcing experiments and research with human subjects, does the paper include the full text of instructions given to participants and screenshots, if applicable, as well as details about compensation (if any)?

Answer: [NA]

Justification: The paper does not involve crowdsourcing nor research with human subjects.

Guidelines:

- The answer NA means that the paper does not involve crowdsourcing nor research with human subjects.
- Including this information in the supplemental material is fine, but if the main contribution of the paper involves human subjects, then as much detail as possible should be included in the main paper.
- According to the NeurIPS Code of Ethics, workers involved in data collection, curation, or other labor should be paid at least the minimum wage in the country of the data collector.

15. Institutional Review Board (IRB) Approvals or Equivalent for Research with Human Subjects

Question: Does the paper describe potential risks incurred by study participants, whether such risks were disclosed to the subjects, and whether Institutional Review Board (IRB) approvals (or an equivalent approval/review based on the requirements of your country or institution) were obtained?

Answer: [NA]

Justification: The paper does not involve crowdsourcing nor research with human subjects.

Guidelines:

- The answer NA means that the paper does not involve crowdsourcing nor research with human subjects.
- Depending on the country in which research is conducted, IRB approval (or equivalent) may be required for any human subjects research. If you obtained IRB approval, you should clearly state this in the paper.
- We recognize that the procedures for this may vary significantly between institutions and locations, and we expect authors to adhere to the NeurIPS Code of Ethics and the guidelines for their institution.
- For initial submissions, do not include any information that would break anonymity (if applicable), such as the institution conducting the review.