

Improving Gloss-free Sign Language Translation by Reducing Representation Density

Jinhui Ye¹ Xing Wang⁴ Wenxiang Jiao^{4,†} Junwei Liang^{1,2,†} Hui Xiong^{1,2,3,†}

¹Artificial Intelligence Thrust, HKUST (Guangzhou), Guangzhou, China

²Department of Computer Science and Engineering, HKUST, Hong Kong SAR, China

³Guangzhou HKUST Fok Ying Tung Research Institute ⁴Tencent AI Lab

jye624@connect.hkust-gz.edu.cn; junweiliang@hkust-gz.edu.cn;

xionghui@ust.hk; {brightxwang, joelwxjiao}@tencent.com

Abstract

Gloss-free sign language translation (SLT) aims to develop well-performing SLT systems with no requirement for the costly gloss annotations, but currently still lags behind gloss-based approaches significantly. In this paper, we identify a **representation density problem** that could be a bottleneck in restricting the performance of gloss-free SLT. Specifically, the representation density problem describes that the visual representations of semantically distinct sign gestures tend to be closely packed together in feature space, which makes gloss-free methods struggle with distinguishing different sign gestures and suffer from a sharp performance drop. To address the representation density problem, we introduce a simple but effective contrastive learning strategy, namely SignCL, which encourages gloss-free models to learn more discriminative feature representation in a self-supervised manner. Our experiments demonstrate that the proposed SignCL can significantly reduce the representation density and improve performance across various translation frameworks. Specifically, SignCL achieves a significant improvement in BLEU score for the Sign Language Transformer and GFSLT-VLP on the CSL-Daily dataset by 39% and 46%, respectively, without any increase of model parameters. Compared to Sign2GPT, a state-of-the-art method based on large-scale pre-trained vision and language models, SignCL achieves better performance with only 35% of its parameters. Implementation and Checkpoints are available at <https://github.com/JinhuiYE/SignCL>.

1 Introduction

Sign languages are the primary form of communication for millions of deaf individuals. Sign language translation (SLT) aims to convert sign language into fluent spoken language sentences, which is a challenging task as it needs to extract information from continuous video and translate it into discrete text tokens. Most prior studies promoted the SLT by utilizing intermediate representations, namely gloss annotations, either directly or indirectly [3, 39, 43, 6, 40, 37]. Gloss annotations are beneficial as they provide a simplified representation and sequential ordering of each gesture within continuous sign videos, which aids in representation learning for visual encoders. However, the creation of sign language translation datasets with gloss annotations is both resource-intensive and time-consuming.

Recently, there has been a shift towards gloss-free sign language translation methods, which do not rely on gloss annotations to train SLT models. These methods usually rely on general datasets [38],

[†] Corresponding authors.

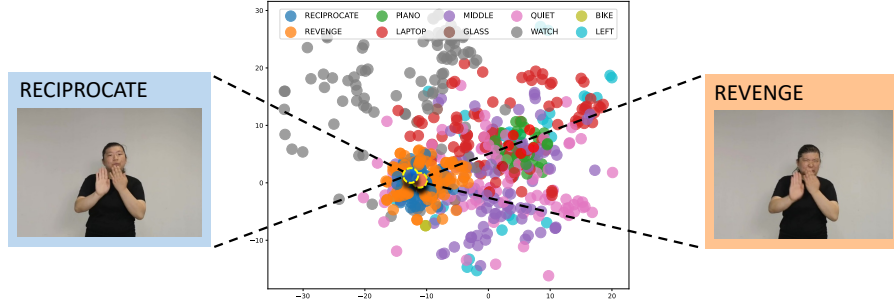


Figure 1: An example of the representation density problem in sign language translation. The two images show the sign gestures for “RECIPROCATATE” (blue dot) and “REVENGE” (orange dot). Although the two have opposite meanings, their visual representations are densely clustered together, as shown in the t-SNE visualization. The various colors in the visualization indicate sign gestures with different meanings.

general pretraining strategy [42], or general large-scale foundation models [33] to promote gloss-free SLT. However, there is a substantial gap between the sign language domain and the general domain [36, 19]. Models trained with general strategies or datasets often fail to capture the subtle differences in semantically distinct gestures, which are crucial for accurately understanding a specific sign language. Therefore, the performance of gloss-free methods still significantly lags behind that of gloss-based approaches.

In this paper, we identify a **representation density problem** in sign language translation: the visual representations of sign gestures with distinct semantics are likely to be close in representation space. This problem is attributed to the nature of sign language, a form of visual language that utilizes intricate hand gestures, facial expressions, and body movements to convey the signer’s message [27, 32]. For example, in Figure 1, the signer performs sign gestures for opposite meanings, “RECIPROCATATE” and “REVENGE”, with similar visual information (i.e., only subtle differences in facial movements). The visual encoder in SLT models will encode similar visual information to visual representations in adjacent representation space, even though they have distinct semantics. Without explicit gloss annotations, SLT models struggle to learn semantic boundaries in continuous sign videos and capture distinguishing visual representations for different sign gestures. As a result, the representation density problem poses a significant challenge for the SLT models in distinguishing between various sign gestures, leading to sharp performance drops. (Section 2.2).

Further, we investigate various popular sign feature extraction methods, including gloss-based [3, 25] and gloss-free [38, 42], to systematically study the representation density problem. As shown in Figure 2, our investigation reveals that the representation density problem is prevalent across sign feature extraction methods. Specifically, due to the lack of gloss annotations, the representation density problem appears to be more serious in gloss-free methods. Then, we conduct extensive SLT experiments and observe that SLT models using gloss-free sign features as input consistently suffer a drop in performance in both sign language recognition and translation tasks compared to those using gloss-based sign features (Section 2.3). Therefore, we demonstrate that the representation density problem can be a bottleneck in restricting the improvement of gloss-free sign language translation.

More importantly, we propose a simple but effective contrastive learning strategy named SignCL to address the representation density problem. Specifically, SignCL draws the visual representations of sign gestures with identical semantics closer together and pushes those with different semantics farther apart. Experimental results show that SignCL can learn more distinctive feature representations and lead to significant improvements in terms of BLEU score on various well-known SLT frameworks (Section 4). To summarize, the main contributions of this work are as follows:

- To the best of our knowledge, our work identifies the representation density problem in sign language translation for the first time. This problem is consistent across various sign feature extraction methods for SLT, including gloss-based and gloss-free methods.
- Experimental results empirically reveal that an increase in representation density leads to a significant performance drop in the accuracy of sign language recognition and translation. We find that the representation density problem poses a significant challenge for the gloss-free SLT.

- We propose a simple but effective contrastive learning strategy, namely SignCL, to address the representation density problem. Our experiments demonstrate that SignCL can significantly enhance various well-known SLT frameworks. Specifically, SignCL yields a 39.01% BLEU score improvement for the Sign Language Transformer [4] and a 45.58% increase for GFSLT-VLP [43] on the CSL-Daily dataset.

2 Representation Density Problem

This section investigates the representation density problem within existing sign feature extraction techniques and examines whether representation density influences sign language recognition and translation performance.

2.1 Preliminaries

Existing Sign Feature Extraction Techniques Existing sign feature extraction methods can be divided into two categories: 1) gloss-based (e.g., Sign Recognition Pretrained [3] and Self-Mutual Knowledge Distillation [25]) and 2) gloss-free (e.g., I3D Pretraining [38] and Visual-Language Pretraining [42]). These methods were chosen for their representativeness in SLT and their well-documented open-source sign features.

- **Sign Recognition Pretrained (SRP)** [3]: This approach leverages the sign language recognition datasets to train sign language recognition models and uses it as the feature extractor for the SLT task. Notably, the features released by Camgoz et al. [3] have been widely adopted as input features in a range of works [5, 43, 17, 35, 37].
- **Self-Mutual Knowledge Distillation (SMKD)** [13]: This approach enhances SRP by enforcing the visual and contextual modules to focus on short-term and long-term information [13]. SMKD feature extraction has been shown to substantially enhance SLT translation performance compared to SRP [41, 37].
- **I3D Pretraining (I3D)** [38]: This method employs I3D models as the backbone to pre-train the feature extractor, initially trained on the Kinetics dataset [20] and subsequently fine-tuned on extensive web SLR datasets, such as WSLR [22].
- **Visual-Language Pretraining (VLP)** [42]: This method entirely forgoes gloss annotations and leverages a general visual-language pretraining strategy to align sign video representation with text. Embodied by GFSLT-VLP [42], this approach offers a more general solution that utilizes a broader range of sign language resources without the constraints of gloss annotations.

Representation Density Metrics Drawing inspiration from Fisher’s Discriminant Ratio (FDR) [18, 14], a typical measure used to evaluate the discriminative power of features in the classification, we combine the average Inter-Gloss Distance and Intra-Gloss Distance into Sign Density Ratio (SDR, see Eqn. 1), which reflects the degree of representation density for each gloss G_i . This is given by the formula:

$$SDR(G_i) = \frac{D_{G_i}^{intra}}{avg.D_{G_i}^{inter}} = \frac{D(G_i)}{Mean_{j \neq i} (D(G_i, G_j))} \quad (1)$$

Here, $D(G_i, G_j)$ represents the Inter-Gloss Distance between two glosses G_i and G_j , and $avg.D_{G_i}^{inter}$ reflects the average distance of G_i to all other glosses. The Intra-Gloss Distance $D_{G_i}^{intra}$ evaluates the average distance within a single gloss G_i . These distances are given by the following formulas:

$$D(G_i, G_j) = \frac{1}{|G_i||G_j|} \sum_{x \in G_i, y \in G_j} d(x, y) \quad (2)$$

$$D(G_i) = \frac{1}{|G_i|(|G_i| - 1)} \sum_{x, y \in G_i, x \neq y} d(x, y) \quad (3)$$

Where, $|G_i|$ and $|G_j|$ denote the number of instances in glosses G_i and G_j respectively, and $d(x, y)$ represents the distance measure between the embeddings of instances x and y , i.e., euclidean distance.

The average Sign Density Ratio (SDR) of all glosses, denoted as $SDR = \text{Mean}(SDR(G_i))$, is calculated to evaluate the overall representation density of the dataset comprehensively.

Sign-Gloss Alignment To calculate the Sign Density Ratio (SDR), we need to determine the mapping relationship between input frames and gloss categories. Following previous works [21, 37], we employ the CTC classifier as a sign-gloss forced aligner to establish the mapping between each gloss and its corresponding sign frames. The aligner provides the start position l_v and end position r_v within the video frame sequence for each corresponding gloss g_v . To optimize alignment performance on the test set, we merge the training and test datasets for comprehensive training and engage two volunteers to select the best frame f_v from the range $[l_v:r_v]$ to align with each gloss g_v . Extensive details on the training procedure and the aligner’s performance metrics are documented in Appendix 5.

2.2 Demonstrating Representation Density Problem

Experiment Setups We primarily use the PHOENIX-2014T benchmark [3] to investigate the representation density problem in existing sign feature extraction techniques. This benchmark was selected due to its rich collection of open-source sign features contributed by various research efforts. We obtained the sign features by either downloading the officially released versions or reproducing the feature extraction process. Then, we employed t-SNE [31] to visualize the feature distribution of these semantically distinct sign gestures to investigate representation density.

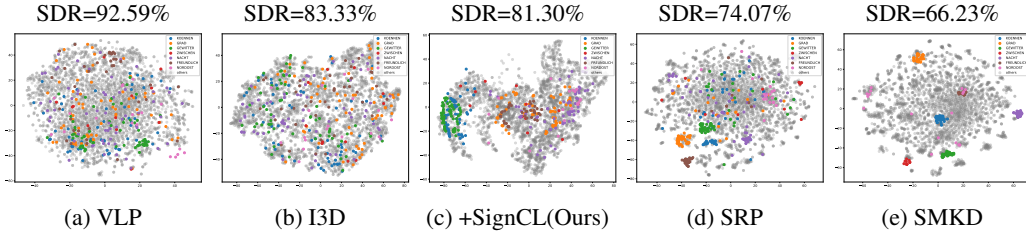


Figure 2: The t-SNE visualization of sign features across existing extraction techniques. SRP, SMKD, and I3D are downloaded from their official websites, while VLP is reproduced with official code. The addition of +SignCL denotes our proposed method that integrates a contrastive learning strategy into the VLP method (see Section 3). Different colors represent sign gestures with distinct semantics. Points in gray represent other sign categories not listed. Better viewed by zooming in.

Results and Findings Through empirical analysis of various visualized open-source sign features, we have identified a widespread representation density problem across different sign feature extraction methods. As depicted in Figure 2, all evaluated methods display a Sign Density Ratio exceeding 50%, with inevitable overlap of feature representation. Notably, gloss-free methods that do not utilize gloss annotations as additional supervision (e.g., I3D and VLP) exhibit even more severe representation density compared to gloss-based methods. This is evident as sign gestures representing different semantics, indicated by different colors, significantly overlap, resulting in translation ambiguity during inference. Specifically, the Sign Density Ratio (SDR) of VLP is 92.59%, which is significantly higher than the SDR of SMKD at 66.23%.

2.3 Demonstrating Performance Drop

This section investigates the impact of representation density on sign language recognition (SLR) and translation (SLT) systems.

General Setups This part employs the widely utilized Sign Language Transformer [5] (NSLT) as the foundational model for our evaluations. The choice is because its capability to perform both SLT and SLR tasks, as well as take SLR and SLT at the same time (joint-SLT). Additionally, the NSLT framework is well-established within sign language research and benefits from comprehensive documentation and support in open-source sign feature sets and baseline results. The NSLT relies on

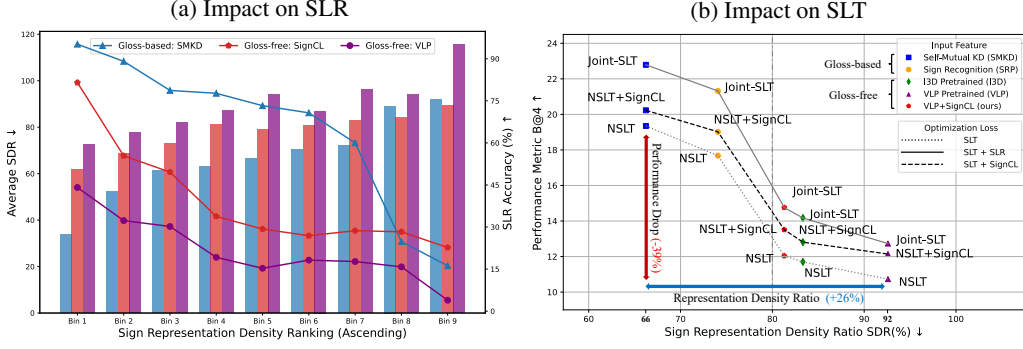


Figure 3: Comparative analysis of representation density and its impact on sign language recognition (SLR) and translation (SLT). The left panel (a) shows the correlation between representation density and SLR accuracy across different sign feature types and sign gesture groups. The right panel (b) illustrates the performance drops in SLT caused by the representation density problem.

sign features derived using a pretrained sign feature extractor. This section studies all types of sign features introduced in Section 2.2 to investigate the representation density problem. We use the Sign Density Ratio (SDR, see Eqn. 1) to measure the representation density within each type of input feature. We measure SLR and SLT performance by the recognition accuracy and the BLEU-4 [26] score (B@4), respectively.

Task Setups (1) **Sign Language Recognition:** To evaluate the ability of the extracted sign features to distinguish between different semantic gestures, we use the NSLT [4] to perform sign language recognition (SLR) tasks with various types of sign features [3] as model input. Due to the limited number of samples for each gesture in the dev set, we rank the sign glosses based on their density using $SDR(G_i)$ under SMKD features (see Eqn. 1). These glosses are then divided into nine groups (bins), each containing approximately 60 glosses. The average $SDR(G_i)$ and recognition accuracy for each bin represents the overall density and mean accuracy of the glosses within that bin, respectively. (2) **Sign Language Translation:** This evaluation aims to demonstrate the impact of representation density on translation tasks. We evaluate various sign features as inputs to the Sign Language Transformer, including SRP, SMKD, I3D, VLP, and VLP+SignCL. These inputs are tested across different translation frameworks, such as NSLT [3], Joint-SLT [4], and NSLT+SignCL. NSLT means use NSLT to perform SLT without CTC loss (gloss-free) and the NSLT+SignCL configuration integrates the proposed contrastive learning strategy into the encoder of NSLT [3] models, as detailed in Section 3.

Results and Findings As depicted in Figure 3, the following observations were made regarding the impact of representation density on both recognition (SLR) and translation (SLT):

- **Performance suffers from representation density.** We consistently observed a negative relationship between representation density and performance across all feature types and tasks. Higher representation density leads to worse accuracy in SLR and lower BLEU scores in SLT. Specifically, an increase in the representation density ratio by 26% can result in a 36% performance drop in NSLT.
- **Gloss-free methods suffer from worse representation density.** Gloss-free based feature extractions, which do not use any gloss annotations for assistance (e.g., VLP), typically exhibit higher representation density scores than gloss-based approach (e.g., $SDR(VLP)=92.59\% > SDR(SMKD)=66.23\%$). Using gloss-free features results in worse recognition and translation performance compared to gloss-based feature extractions (e.g., VLP vs. SMKD).
- **Contrastive learning boosts performance by reducing representation density.** When contrastive learning is applied to augment gloss-free based feature representation learning, i.e., VLP+SignCL for feature extraction or NSLT+SignCL for downstream finetuning, there is a consistent reduction in feature representation density accompanied by a significant improvement in both of the SLR accuracy and the SLT performance (see detail can be found in Section 3).

3 Contrastive Learning for Gloss-free Sign Language Translation

Contrastive Learning [16], a popular self-supervised learning algorithm, aims to learn effective representations by pulling positive pairs closer together and pushing negative pairs farther apart. In this section, we introduce a simple but efficient sign contrastive learning strategy, namely SignCL, which addresses the challenge of the representation density problem in gloss-free sign language translation.

3.1 Sign Contrastive Learning

The key factor in contrastive learning is how to sample positive and negative training pairs. As illustrated in the framework shown in Figure 4a, the sampling strategy of SignCL is as follows: if two frames are close enough (e.g., adjacent), they are considered to belong to the same sign gesture and are treated as positive samples. Conversely, if two frames are far apart by double the margin (e.g., $|f_{ed} - f_{st}| > 20$ frames), they are considered to be associated with different semantics and are treated as negative samples. Statistically, the average duration of each gesture in sign video is nine frames [3, 43], and according to the speech-to-gesture Zipf’s Law [2], each gloss represents approximately 2.3 spoken words. Therefore, we set the margin as $\max(10, \frac{\text{len(frames)}}{\text{len(text)}} \times 2.3)$.

$$\begin{cases} \text{positive pair } (f_{st}, f_{ed}^+): & |f_{ed}^+ - f_{st}| \leq 1 \\ \text{negative pair } (f_{st}, f_{ed}^-): & |f_{ed}^- - f_{st}| > 2 * \text{margin} \end{cases} \quad (4)$$

$$\mathcal{L}_{\text{SignCL}} = \frac{1}{N} \sum_{st=1}^N [d(f_{st}, f_{ed}^+) + \max(0, m - d(f_{st}, f_{ed}^-))] \quad (5)$$

Where d is the distance function, i.e., Euclidean distance for frame features (f_{st}, f_{ed}) , and N is the total number of frames in one sign video, $N = \text{len(frames)}$. The margin parameter m is used to prevent the features of the negative pair from being too far away. We empirically set $m = 64$ based on the average Inter-Gloss Distance (see Eqn. 2) of gloss-based sign features (e.g., SMKD[13]).

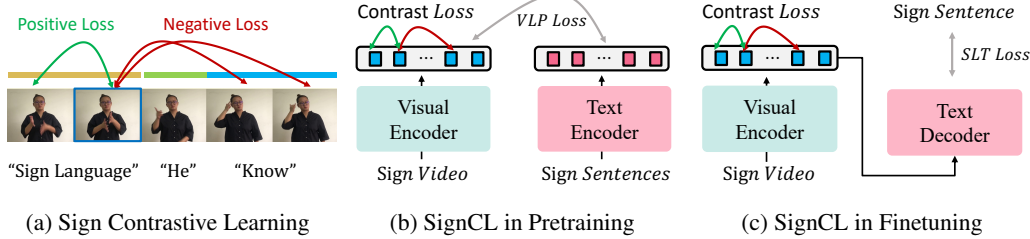


Figure 4: Overview of the SignCL in gloss-free sign language translation: (a) Sign contrastive learning sampling strategy, (b) Showcases the integration of SignCL in the pretraining stage, and (c) Displays the application of SignCL during the finetuning stage.

3.2 Integrating Contrastive Learning into Sign Language Translation Training

As illustrated in Figures 4b and 4c, *SignCL* can be integrated into both the sign feature extraction pretraining stage (e.g., Visual-Language Pretraining [42]) and the downstream task finetuning stage (e.g., GFSLT-VLP [42]). The optimization objective for these approaches is the weighted sum of $\mathcal{L}_{\text{SignCL}}$ and the original objective loss (e.g., VLP Loss for pretraining and SLT loss for finetuning [3, 42]), defined as:

$$\mathcal{L} = \lambda * \mathcal{L}_{\text{SignCL}} + \mathcal{L}_{MLE} \quad (6)$$

Where \mathcal{L}_{MLE} is the original objective loss in the pretraining or finetuning.

4 Experiments

In this Section, we conduct experiments to demonstrate the efficiency of proposed SignCL in reducing representation density and boosting gloss-free sign language translation performance. Specifically,

we apply SignCL to the Sign Language Transformer [4] to facilitate a direct comparison with prior empirical analyses of the representation density problem in Section 2.3. Additionally, we integrate SignCL into the GFSLT-VLP [42] framework, a robust new gloss-free baseline that improves SLT through pretraining and finetuning.

4.1 Experiments on Sign Language Transformer

In Section 2, we investigate the representation density problem using the Sign Language Transformer (NSLT)[4] and the PHOENIX-2014T Dataset[3]. These benchmarks are chosen for their established relevance in sign language translation research, including gloss-based and gloss-free based. Here, we first conduct experiments on the same framework and dataset to facilitate direct comparison with the prior empirical analyses.

Experiment Settings: In this experiment, we introduce SignCL as additional supervision information in the encoder of NSLT under gloss-free settings. This enhanced model is referred to as NSLT+SignCL.

Results and Findings: As shown in Figure 3a and Figure 3b, integrating SignCL into the NSLT has demonstrated significant improvements in reducing representation density and improving translation performance across all test conditions. Notably, the visualization results demonstrate that SignCL encourages NSLT to learn a more distinguishing feature distribution and reduces the Sign Density Ratio (SDR) of the baseline NSLT from 92.59% to 81.30%.

Figures 3a and 3b show the experiments on SLR and SLT tasks using features with different SDRs as inputs to NSLT. The results show that the representation density reduction has led to observable improvements in both recognition accuracy (red line vs. purple line in Figure 3a) and translation BLEU score (purple point vs. red point in Figure 3b). More specific numbers and experiments on the CSL-Daily dataset are listed in the Appendix A.3.3.

4.2 Experiments on Gloss-free Sign Language Translation

Gloss-free sign language translation, which does not rely on gloss annotations, has become a trend as it makes the approach more generalizable. In the realm of gloss-free sign language translation, GFSLT-VLP [42] stands out as a strong new baseline. It incorporates CLIP [28] and MBART [8] for model pretraining and finetuning. In this set of experiments, we use GFSLT-VLP as the baseline model and integrate the proposed SignCL into the framework to demonstrate the effectiveness of our method in both pretraining and finetuning settings.

Model	Density SDR ↓	Performance				
		R@L ↑	B@1 ↑	B@2 ↑	B@3 ↑	B@4 ↑
NSLT [3, 4]	-	30.07	29.86	17.52	11.96	9.00
GASLT [38]	-	39.86	39.07	26.74	21.86	15.74
GFSLT [42]	-	40.93	41.39	31.00	24.20	19.66
GFSLT-VLP [42]	-	42.49	43.71	33.18	26.11	21.44
Sign2GPT(w/PGP) [33]	-	48.90	49.54	35.96	28.83	22.52
GFSLT-VLP [42]	68.53	42.97	42.13	32.04	25.62	21.25
+ SignCL into Pretraining	62.68	49.25	49.99	36.73	29.76	22.69
+ SignCL into Finetuning	62.73	48.17	48.56	35.04	27.73	22.16
+ SignCL into Two State	62.32	49.04	49.76	36.85	29.97	22.74
Improvement	-6.21	+6.07	+7.63	+4.81	+4.35	+1.49

Table 1: Improvement in the GFSLT-VLP framework by reducing representation density on PHOENIX-2014T test set. "+SignCL into Pretraining" indicates applying the proposed contrastive learning strategy during the pretraining stage, while "+SignCL into Finetuning" indicates the inclusion of the SignCL during the finetuning stage. "+SignCL into Two State" means plus SignCL both in pertaining and finetuning states.

Experiment Settings: This set of experiments is conducted using the PHOENIX-2014T [3] and CSL-Daily [43] datasets. We reproduce GFSLT-VLP using the official code and integrate SignCL into both the pretraining and finetuning stages. All models and training details are consistent with

Model	Density	Performance				
	<i>SDR</i> ↓	R@L ↑	B@1 ↑	B@2 ↑	B@3 ↑	B@4 ↑
GASLT [38]	-	20.35	19.90	9.94	5.98	4.07
NSLT [3, 4]	-	34.54	34.16	19.57	7.56	7.56
GFSLT [42]	-	35.16	37.69	23.28	14.93	9.88
GFSLT-VLP [42]	-	36.44	39.37	24.93	16.26	11.00
Sign2GPT(w/PGP) [33]	-	42.36	41.75	28.73	20.60	15.40
GFSLT-VLP [42]	58.20	39.08	36.37	23.32	15.45	11.10
+ SignCL into Pretraining	55.24	47.38	46.20	32.33	22.35	15.85
+ SignCL into Finetuning	55.03	48.26	46.53	32.41	22.42	15.98
+ SignCL into Two States	54.61	48.92	47.47	32.53	22.62	16.16
Improvement	-3.59	+9.84	+11.10	+9.21	+7.17	+5.06

Table 2: Enhancing GFSLT-VLP by reducing representation density on CSL-Daily test set.

those used in GFSLT-VLP [42], with the sole exception being the incorporation of SignCL, weighted by $\lambda = 0.01$, as illustrated in Figure 2 and Equation 6. Further details are provided in Appendix A.1.

Results and Findings: Tables 1 and 2 compare our proposed methods with existing gloss-free sign language translation approaches. The results demonstrate that integrating the proposed SignCL strategy into the GFSLT-VLP framework consistently reduces representation density and significantly boosts translation performance, whether SignCL is applied during pretraining, finetuning, or both stages. Specifically, compared to the baseline model GFSLT-VLP [42], our approach achieves a substantial improvement of 45.58% (+5.06) in the BLEU-4 score on the CSL-Daily dataset, without any increase in the number of parameters. Additionally, despite having significantly fewer parameters ($\sim 600\text{M}$ vs. $\sim 1.7\text{B}$), our approach achieves better performance than Sign2GPT [33], which leverages large-scale pretrained vision and language models for sign language translation.

4.3 Qualitative Analysis

To understand our SignCL approach in scenarios of addressing representation density, we present a case from the CSL-Daily dataset in Figure 5. As shown, the way to display sign gestures for “电脑” (laptop) and “钢琴” (piano) differ subtly. As indicated by the t-SNE results, the representations of these two semantically different gestures are closely packed together in the feature space, causing the baseline GFSLT-VLP model to incorrectly translate “钢琴” (piano) as “电脑” (laptop). In contrast, our proposed SignCL effectively separates the representations of “电脑” (laptop) and “钢琴” (piano) in the feature space, enabling the accurate translation of “钢琴” (piano).

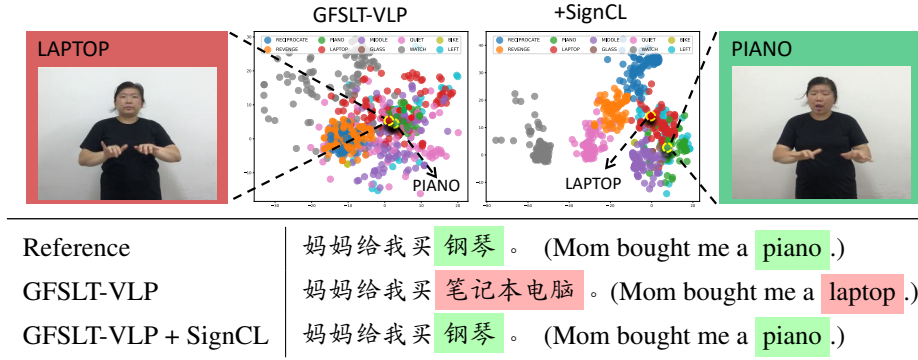


Figure 5: Qualitative comparison of translation results on CSL-Daily test set. The red background denotes model misinterpretations about the sign gestures, while green one means accurate recognition. Content in (...) is English translation for non-Chinese readers.

5 Related Works

5.1 Sign Language Translation

Sign Language Translation (SLT) methods can be broadly categorized into gloss-based and gloss-free approaches. For gloss-based methods, an essential factor is to directly or indirectly employ sign gloss annotations to improve sign video encoder performance [3, 39, 43, 6, 40]. These methods often employ Connectionist Temporal Classification [12] (CTC) loss to perform sign language recognition [4]. Joint-SLT [4] firstly introduces a multitask encoder-decoder framework with a CTC loss to soft-match sign representations and gloss sequences. STMC-T [44] introducing intra-cue and inter-cue CTC loss to model multi-cue sequence information. Despite their effectiveness, creating SLT datasets with gloss annotations is resource-intensive and time-consuming. Gloss-free methods have emerged as a promising alternative, as they do not rely on gloss annotations during training, making them more generalizable. And recently, a growing body of literature has promoted the gloss-free SLT, such as GASLT [38] proposed local gloss attention to mimic gloss assistant, GFSLT [42] adapted CLIP to do visual-language pretraining, and Sign2GPT [33] promoted performance by making use of large-scale pre-trained vision and language models. Nonetheless, the performance of gloss-free methods still significantly lags behind that of gloss-based approaches.

5.2 Contrastive Learning

Contrastive Learning [16], a popular unsupervised learning algorithm, aims to learn effective representations by pulling positive pairs closer together and pushing negative pairs farther apart. This approach has been widely utilized in both Natural Language Processing (NLP) and Computer Vision (CV). In Sign Language Translation (SLT), Jin and Zhao [17] utilize Contrastive Learning to create a Signer-Independent SLT model, using videos demonstrating signs from different signers as positive samples. Additionally, Gan et al. [11] propose a visual-level contrastive learning method with various image augmentation strategies. ConSLT [10] do contrastive learning for effective token representation learning in text decoder. Zhou et al. [42] and Cheng et al. [7] employ contrastive learning techniques to align video and text representations in SLT. In this paper, we are the first one to address the representation density problem, focusing particularly on visual gesture duration as a central aspect.

5.3 Representation Density

Representation Density is often a focal point in classification tasks, also known as category density [1, 34, 29, 24]. This concept pertains to the compactness and clarity of feature representations across different categories. In the context of sign language, various methods have been developed to address the subtle nuances of sign actions. TSPNet [23] proposes a temporal hierarchical attention network to learn segmented representations. HST-GNN [19] utilizes a hierarchical spatio-temporal graph neural network to learn graph representations from multiple perspectives. GLE-Net [15] employs global contextual relationships and fine-grained cues to distinguish non-manual-aware features in isolated Sign Language Recognition. These methods are beneficial for addressing the subtleties of sign language movements. However, integrating them into existing state-of-the-art frameworks presents significant challenges, often resulting in performance disparities when compared to the SOTA. This paper is the first to propose the concept of representation density within this field and introduces SignCL, which enhances the current mainstream transformer-based frameworks.

6 Conclusion

In this work, we identify a crucial representation density problem in gloss-free sign language translation. Our systematic investigation reveals that this problem persists across various existing sign feature extraction methods and causes sharp performance drops in both sign language recognition and translation, particularly in gloss-free methods. To address this problem, we propose a simple but effective contrastive learning strategy, termed SignCL. Our experiments demonstrate that SignCL encourages gloss-free models to learn more discriminative features and significantly reduces representation density. Furthermore, our experiments show that SignCL improves translation performance across various frameworks and datasets by a significant margin, achieving a new state-of-the-art in gloss-free sign language translation. We illustrate the effectiveness of SignCL through detailed examples in our qualitative analysis. Finally, we provide several ablation studies for a better understanding of SignCL and discuss the limitations and potential societal impacts of this work in the Appendix A.

References

- [1] Bengio, Y., Courville, A., and Vincent, P. (2013). Representation learning: A review and new perspectives. *IEEE transactions on pattern analysis and machine intelligence*, 35(8):1798–1828.
- [2] Börstell, C., Hörberg, T., and Östling, R. (2016). Distribution and duration of signs and parts of speech in swedish sign language. *Sign Language & Linguistics*, 19(2):143–196.
- [3] Camgoz, N. C., Hadfield, S., Koller, O., Ney, H., and Bowden, R. (2018). Neural sign language translation. In *Proceedings of the IEEE conference on computer vision and pattern recognition*, pages 7784–7793.
- [4] Camgoz, N. C., Koller, O., Hadfield, S., and Bowden, R. (2020a). Multi-channel transformers for multi-articulatory sign language translation. In *Computer Vision–ECCV 2020 Workshops: Glasgow, UK, August 23–28, 2020, Proceedings, Part IV 16*, pages 301–319. Springer.
- [5] Camgoz, N. C., Koller, O., Hadfield, S., and Bowden, R. (2020b). Sign language transformers: Joint end-to-end sign language recognition and translation. In *Proceedings of the IEEE/CVF conference on computer vision and pattern recognition*, pages 10023–10033.
- [6] Chen, Y., Wei, F., Sun, X., Wu, Z., and Lin, S. (2022). A simple multi-modality transfer learning baseline for sign language translation. In *Proceedings of the IEEE/CVF Conference on Computer Vision and Pattern Recognition*, pages 5120–5130.
- [7] Cheng, Y., Wei, F., Bao, J., Chen, D., and Zhang, W. (2023). Cico: Domain-aware sign language retrieval via cross-lingual contrastive learning. In *Proceedings of the IEEE/CVF Conference on Computer Vision and Pattern Recognition*, pages 19016–19026.
- [8] Chipman, H. A., George, E. I., McCulloch, R. E., and Shively, T. S. (2022). mbart: multidimensional monotone bart. *Bayesian Analysis*, 17(2):515–544.
- [9] Cohen, I., Huang, Y., Chen, J., Benesty, J., Benesty, J., Chen, J., Huang, Y., and Cohen, I. (2009). Pearson correlation coefficient. *Noise reduction in speech processing*, pages 1–4.
- [10] Fu, B., Ye, P., Zhang, L., Yu, P., Hu, C., Shi, X., and Chen, Y. (2023). A token-level contrastive framework for sign language translation. In *ICASSP 2023-2023 IEEE International Conference on Acoustics, Speech and Signal Processing (ICASSP)*, pages 1–5. IEEE.
- [11] Gan, S., Yin, Y., Jiang, Z., Xia, K., Xie, L., and Lu, S. (2023). Contrastive learning for sign language recognition and translation. In *Proceedings of the Thirty-Second International Joint Conference on Artificial Intelligence, IJCAI-23*, pages 763–772.
- [12] Graves, A., Fernández, S., Gomez, F., and Schmidhuber, J. (2006). Connectionist temporal classification: labelling unsegmented sequence data with recurrent neural networks. In *Proceedings of the 23rd International Conference on Machine Learning*, pages 369–376.
- [13] Hao, A., Min, Y., and Chen, X. (2021). Self-mutual distillation learning for continuous sign language recognition. In *Proceedings of the IEEE/CVF International Conference on Computer Vision*, pages 11303–11312.
- [14] Harish, B. and Manju, N. (2018). Hybrid feature selection method using fisher’s discriminate ratio to classify internet traffic data. In *Proceedings of the 4th International Conference on Frontiers of Educational Technologies*, pages 75–79.
- [15] Hu, H., Zhou, W., Pu, J., and Li, H. (2021). Global-local enhancement network for nmf-aware sign language recognition. *ACM transactions on multimedia computing, communications, and applications (TOMM)*, 17(3):1–19.
- [16] Jaiswal, A., Babu, A. R., Zadeh, M. Z., Banerjee, D., and Makedon, F. (2020). A survey on contrastive self-supervised learning. *Technologies*, 9(1):2.
- [17] Jin, T. and Zhao, Z. (2021). Contrastive disentangled meta-learning for signer-independent sign language translation. In *Proceedings of the 29th ACM International Conference on Multimedia*, pages 5065–5073.
- [18] Kalinkov, K., Ganchev, T., and Markova, V. (2019). Adaptive feature selection through fisher discriminant ratio. In *2019 International Conference on Biomedical Innovations and Applications (BIA)*, pages 1–4.
- [19] Kan, J., Hu, K., Hagenbuchner, M., Tsoi, A. C., Bennamoun, M., and Wang, Z. (2022). Sign language translation with hierarchical spatio-temporal graph neural network. In *Proceedings of the IEEE/CVF Winter Conference on Applications of Computer Vision*, pages 3367–3376.

- [20] Kay, W., Carreira, J., Simonyan, K., Zhang, B., Hillier, C., Vijayanarasimhan, S., Viola, F., Green, T., Back, T., Natsev, P., et al. (2017). The kinetics human action video dataset. *arXiv preprint arXiv:1705.06950*.
- [21] Kürzinger, L., Winkelbauer, D., Li, L., Watzel, T., and Rigoll, G. (2020). Ctc-segmentation of large corpora for german end-to-end speech recognition. In *International Conference on Speech and Computer*, pages 267–278. Springer.
- [22] Li, D., Rodriguez, C., Yu, X., and Li, H. (2020a). Word-level deep sign language recognition from video: A new large-scale dataset and methods comparison. In *Proceedings of the IEEE/CVF winter conference on applications of computer vision*, pages 1459–1469.
- [23] Li, D., Xu, C., Yu, X., Zhang, K., Swift, B., Suominen, H., and Li, H. (2020b). Tspnet: Hierarchical feature learning via temporal semantic pyramid for sign language translation. *Advances in Neural Information Processing Systems*, 33:12034–12045.
- [24] Liu, W., Wen, Y., Yu, Z., and Yang, M. (2016). Large-margin softmax loss for convolutional neural networks. *arXiv preprint arXiv:1612.02295*.
- [25] Min, Y., Hao, A., Chai, X., and Chen, X. (2021). Visual alignment constraint for continuous sign language recognition. In *Proceedings of the IEEE/CVF International Conference on Computer Vision*, pages 11542–11551.
- [26] Papineni, K., Roukos, S., Ward, T., and Zhu, W.-J. (2002). Bleu: a method for automatic evaluation of machine translation. In *Proceedings of the 40th annual meeting of the Association for Computational Linguistics*, pages 311–318.
- [27] Pizzuto, E. A. (2003). Review of “the hands are the head of the mouth—the mouth as articulator in sign languages” by penny boyes braem and rachel sutton-spence (eds.). *Sign Language & Linguistics*, 6(2):284–289.
- [28] Radford, A., Kim, J. W., Hallacy, C., Ramesh, A., Goh, G., Agarwal, S., Sastry, G., Askell, A., Mishkin, P., Clark, J., et al. (2021). Learning transferable visual models from natural language supervision. In *International conference on machine learning*, pages 8748–8763. PMLR.
- [29] Schroff, F., Kalenichenko, D., and Philbin, J. (2015). Facenet: A unified embedding for face recognition and clustering. In *Proceedings of the IEEE conference on computer vision and pattern recognition*, pages 815–823.
- [30] Sedgwick, P. (2014). Spearman’s rank correlation coefficient. *Bmj*, 349.
- [31] Van der Maaten, L. and Hinton, G. (2008). Visualizing data using t-sne. *Journal of Machine Learning Research*, 9(11).
- [32] Vinson, D. P., Thompson, R. L., Skinner, R., Fox, N., and Vigliocco, G. (2010). The hands and mouth do not always slip together in british sign language: Dissociating articulatory channels in the lexicon. *Psychological Science*, 21(8):1158–1167.
- [33] Wong, R., Camgoz, N. C., and Bowden, R. (2024). Sign2GPT: Leveraging large language models for gloss-free sign language translation. In *The Twelfth International Conference on Learning Representations*.
- [34] Xie, J., Girshick, R., and Farhadi, A. (2016). Unsupervised deep embedding for clustering analysis. In *International conference on machine learning*, pages 478–487. PMLR.
- [35] Yao, H., Zhou, W., Feng, H., Hu, H., Zhou, H., and Li, H. (2023). Sign language translation with iterative prototype. In *Proceedings of the IEEE/CVF International Conference on Computer Vision*, pages 15592–15601.
- [36] Ye, J., Jiao, W., Wang, X., and Tu, Z. (2023a). Scaling back-translation with domain text generation for sign language gloss translation. In *Proceedings of the 17th Conference of the European Chapter of the Association for Computational Linguistics*, pages 463–476, Dubrovnik, Croatia. Association for Computational Linguistics.
- [37] Ye, J., Jiao, W., Wang, X., Tu, Z., and Xiong, H. (2023b). Cross-modality data augmentation for end-to-end sign language translation. In Bouamor, H., Pino, J., and Bali, K., editors, *Findings of the Association for Computational Linguistics: EMNLP 2023*, pages 13558–13571, Singapore. Association for Computational Linguistics.
- [38] Yin, A., Zhong, T., Tang, L., Jin, W., Jin, T., and Zhao, Z. (2023). Gloss attention for gloss-free sign language translation. In *Proceedings of the IEEE/CVF Conference on Computer Vision and Pattern Recognition*, pages 2551–2562.

- [39] Yin, K. and Read, J. (2020). Better sign language translation with STMC-transformer. In *Proceedings of the 28th International Conference on Computational Linguistics*, pages 5975–5989, Barcelona, Spain (Online). International Committee on Computational Linguistics.
- [40] Zhang, B., Müller, M., and Sennrich, R. (2023a). Sltunet: A simple unified model for sign language translation. In *International Conference on Learning Representations*.
- [41] Zhang, B., Müller, M., and Sennrich, R. (2023b). Sltunet: A simple unified model for sign language translation. *arXiv preprint arXiv:2305.01778*.
- [42] Zhou, B., Chen, Z., Clapés, A., Wan, J., Liang, Y., Escalera, S., Lei, Z., and Zhang, D. (2023). Gloss-free sign language translation: Improving from visual-language pretraining. In *Proceedings of the IEEE/CVF International Conference on Computer Vision*, pages 20871–20881.
- [43] Zhou, H., Zhou, W., Qi, W., Pu, J., and Li, H. (2021a). Improving sign language translation with monolingual data by sign back-translation. In *Proceedings of the IEEE/CVF Conference on Computer Vision and Pattern Recognition*, pages 1316–1325.
- [44] Zhou, H., Zhou, W., Zhou, Y., and Li, H. (2021b). Spatial-temporal multi-cue network for sign language recognition and translation. *IEEE Transactions on Multimedia*, 24:768–779.

A Appendix

A.1 Hyper-parameters of Baselines

Sign Language Transformers Baseline: Table 3 presents the hyper-parameters of Sign Language Transformers used in this work.

Parameter	PHOENIX-2014T CSL-Daily	
encoder-layers	3	1
decoder-layers	3	1
attention heads	8	8
ctc-layers	1	1
hidden size	512	512
activation function	gelu	gelu
learning rate	$1 \cdot 10^{-3}$	$1 \cdot 10^{-3}$
Adam β	(0.9, 0.98)	(0.9, 0.98)
label-smoothing	0.1	0.1
max output length	30	50
dropout	0.3	0.3
batch-size	128	128

Table 3: Hyperparameters of Sign Language Transformer models.

Gloss-Free Sign Language Translation Baseline: The Gloss-Free Sign Language Translation (GFSLT) model incorporates various modules designed for processing sign language input without the use of glosses. Below is the detailed architecture used in this work:

Module	Stride	Kernel	Output Size
Sign Input	-	-	$B \times T \times 224 \times 224 \times 3$
Resnet w/o fc	-	-	$B \times T \times 512$
Conv1D-BN1D-RELU	1	5	$B \times T \times 1024$
MaxPooling1D	2	2	$B \times \frac{T}{2} \times 1024$
Conv1D-BN1D-RELU	1	5	$B \times \frac{T}{2} \times 1024$
MaxPooling1D	2	2	$B \times \frac{T}{4} \times 1024$
Linear-BN1D-RELU	-	-	$B \times \frac{T}{4} \times 1024$
Transformer Encoder	-	-	$B \times \frac{T}{4} \times U$
Text Input	-	-	$B \times U$
Word Embedding	-	-	$B \times U \times 1024$
Transformer Decoder	-	-	$B \times U \times 1024$
FC	-	-	$B \times U \times C$

Table 4: Detailed Gloss-Free SLT (GFSLT) Framework. B represents batch size, T denotes the length of the longest input sign video in the batch, and U is the length of the longest input text in the batch. It is copied from GFSLT-VLP [42].

A.2 Parameter Sensitivity Analysis of the SignCL

In this section, we investigate the parameter sensitivity when integrating SignCL into the SLT framework. As shown in Eqn. 6, we vary the hyperparameter λ over the range $[10^{-3}, 10^{-2}, 10^{-1}, 10^0, 10^1]$ and conduct repeated experiments on the PHOENIX-2014T dataset with GFSLT-VLP.

As shown in Figure 6, excessively incorporating SignCL into the model can negatively impact the SLT task. Empirically, we find that $\lambda = 10^{-2}$ achieves a balance between reducing representation density and improving translation performance.

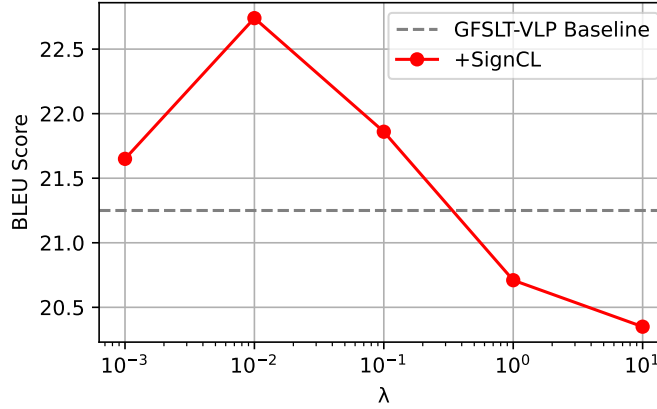


Figure 6: The effect of the hyperparameter λ on BLEU scores. the grey dashed line indicates the baseline performance of GFSLT-VLP, while the red solid line represents the performance with SignCL integrated.

A.3 Correlation between Representation Density and Recognition Performance

A.3.1 The efficiency of sign-gloss mapping building up

To calculate SDR, we need to establish the mapping relationship between input frames and gloss categories. This section presents the performance of our trained gloss-sign aligner. The experimental methodology follows the approach outlined in XmDA [37].

Dataset	WER↓		
	Train	Test	Dev
PHOENIX-2014T	8.68	8.03	25.28
CSL-Daily	9.23	8.39	29.32

Table 5: Evaluation of the gloss-sign aligner effectiveness and generalizability with WER (%) (the lower the better).

A.3.2 Correlation Coefficient

We analyze the relationship between the representation density of individual glosses and their recognition accuracy using the Sign Language Transformer on the PHOENIX-2014T dataset, leveraging the Self-Mutual Knowledge Distillation (SMKD) method for feature extraction. We compute the following correlation coefficients:

Pearson Correlation Coefficient [9]: This measures the linear relationship between recognition accuracy $Acc(G_i)$ for gloss G_i and the density metric $SDR(G_i)$, calculated as:

$$r = \frac{\sum (Acc(G_i) - \bar{Acc})(SDR(G_i) - \bar{SDR})}{\sqrt{\sum (Acc(G_i) - \bar{Acc})^2 \sum (SDR(G_i) - \bar{SDR})^2}} \quad (7)$$

Spearman’s Rank Correlation Coefficient [30]: This assesses the monotonic relationship between two datasets by considering the rank order of values.

As shown in Table 6, both correlation coefficients indicate a medium negative correlation between the Sign Density Ratio (SDR) and sign recognition performance (Acc). This suggests that higher representation density correlates with poorer recognition performance. Specifically, Inter-Gloss Distance ($D_{G_i}^{inter}$) shows a strong positive correlation, meaning that greater distances between different glosses correlate with better recognition performance. All Spearman P-values are lower than 0.01, confirming the high confidence in the non-randomness of these correlations.

Correlation / Acc	PHOENIX-2014T			CSL-Daily		
	$D_{G_i}^{inter} \uparrow$	$D_{G_i}^{intra} \downarrow$	SDR \downarrow	$D_{G_i}^{inter} \uparrow$	$D_{G_i}^{intra} \downarrow$	SDR \downarrow
Pearson r	0.36	-0.22	-0.35	0.30	-0.14	-0.20
Spearman ρ	0.43	-0.24	-0.34	0.45	-0.16	-0.22
P-value	2.6E-17	5.5E-6	4.7E-11	6.6E-19	3.0E-3	-2.7E-5

Table 6: Correlation analysis between sign recognition performance and density metrics.

A.3.3 More Experiment Results on Sign Language Transformer

In this section, we present additional experimental results using the Sign Language Transformer (NSLT) on the CSL-Daily dataset to further validate the effectiveness of the proposed SignCL strategy. We compare various feature extraction methods to assess their representation density and translation performance.

Feature Type	Density	Performance			
	$SDR \downarrow$	SLR(WER \downarrow)	Joint-SLT	NSLT	+SignCL(ours)
Gloss-based Feature Extraction					
Sign Recognition [5]	74.07	29.59	21.32	17.68	19.02
Self-Mutual KD [25]	66.23	25.38	22.79	19.35	20.23
Gloss-free Feature Extraction					
I3D Pretrained [38]	83.33	61.74	14.17	11.70	12.81
VLP Pretrained [42]	92.59	69.72	12.73	10.73	12.14
+ SignCL (ours)	81.30	63.33	14.76	12.04	13.51

Table 7: Comparative analysis of representation density and performance on the PHOENIX-2014T dataset. "+SignCL (ours)" indicates the inclusion of the proposed contrastive learning strategy during VLP feature extraction or NSLT training processing.

Feature Type	Density	Performance			
	$SDR \downarrow$	SLR(WER \downarrow)	Joint-SLT	NSLT	+SignCL(ours)
Gloss-based Feature Extraction					
Self-Mutual KD [25]	48.34	29.52	11.61	8.97	10.35
Gloss-free Feature Extraction					
VLP Pretrained [42]	76.55	85.78	2.93	1.82	2.19
+ SignCL (ours)	68.39	80.71	3.18	2.29	2.53

Table 8: Comparative analysis of representation density and performance on the CSL-Daily dataset. The Self-Mutual KD features are provided by XmDA [37] and the VLP feature is reproduced with official code. Due to the incomplete open source of the CSL-Daily dataset, we were unable to obtain features for Sign Recognition and I3D Pretraining.

A.4 Ablation Studies

We conduct ablation studies to investigate the impact of different loss components in the +SignCL approach during both pretraining and finetuning stages. It is copied from Tabel 1 , but with an ablation perspective.

A.5 Limitations

Our work, while promising, has several limitations that should be considered:

Boundary Cases: We assume that adjacent frames output the same sign gestures, while distant frames belong to different sign gestures. This assumption might not hold in special sign language videos with extensive repetitive gestures. In extreme cases, SignCL might affect feature convergence.

Pretraining Stage		Finetuning Stage		Density	Performance	
VLP Loss	SignCL Loss	SLT Loss	SignCL Loss	$SDR \downarrow$	$R@L \uparrow$	$B@4 \uparrow$
\times	\times	\checkmark	\times	72.83	38.67	18.53
\times	\checkmark	\checkmark	\times	63.23	39.12	18.71
\checkmark	\times	\checkmark	\times	68.53	42.97	21.25
\checkmark	\checkmark	\checkmark	\times	62.68	49.25	22.69
\times	\times	\checkmark	\checkmark	69.54	41.78	19.81
\times	\checkmark	\checkmark	\checkmark	63.67	44.52	20.03
\checkmark	\times	\checkmark	\checkmark	62.73	48.17	22.16
\checkmark	\checkmark	\checkmark	\checkmark	62.32	49.23	22.74

Table 9: Ablation study on the impact of different loss components in the +SignCL approach.

Semantic Similarity: SignCL does not account for the semantic similarity between sign gestures, which can result in increased feature distances between semantically similar gestures. This could potentially affect the learning of linguistic features.

Despite acknowledging these limitations, our experiments demonstrate that our approach works effectively in most cases. We will address these issues in future work to further enhance the robustness and applicability of our method.

A.6 Broader Impacts

This paper focuses on research in sign language translation, which has the potential to significantly benefit individuals who are deaf or hard of hearing. By improving the accuracy and efficiency of sign language translation, our work can facilitate better communication between individuals with hearing impairments and the broader community. This can help break down communication barriers, promoting inclusivity and equal opportunities in various social, educational, and professional settings.