

# Your Large Language Models Are Leaving Fingerprints

Hope McGovern<sup>\*†</sup>  
Cambridge Computer Lab

Rickard Stureborg<sup>†</sup>  
Duke University  
Grammarly

Yoshi Suhara<sup>†</sup>  
NVIDIA

Dimitris Alikaniotis  
Grammarly

## Abstract

It has been shown that finetuned transformers and other supervised detectors effectively distinguish between human and machine-generated text in some situations (Li et al., 2023), but we find that even simple classifiers on top of n-gram and part-of-speech features can achieve very robust performance on both in- and out-of-domain data. To understand how this is possible, we analyze machine-generated output text in five datasets, finding that LLMs possess unique *fingerprints* which manifest as slight differences in the frequency of certain lexical and morphosyntactic features. We show how to visualize such fingerprints, describe how they can be used to detect machine-generated text, and find that they are even robust across textual domains. We find that fingerprints are often persistent across models in the same model family (e.g. llama-13b vs. llama-65b) and that models fine-tuned for chat are easier to detect than standard language models, indicating that LLM fingerprints may be directly induced by the training data.

## 1 Introduction

Large language models (LLMs) produce text often indistinguishable from human-authored text to human judges (Clark et al., 2021). This unfortunately allows potential misuses such as academic plagiarism (Westfall, 2023) and the dissemination of disinformation (Barnett, 2023), which has therefore prompted interest in generated text detection (GTD). We conduct linguistic analysis on five popular published datasets for GTD, showing that the machine-generated content in each shows linguistic markers in aggregate which make it relatively easy to separate it from human content.

These discrepancies, which we call a model’s “fingerprint”, are consistent enough *across domains*

and *within model families* that we find we can treat each LLM as if it were a unique author with a distinct writing style. To do so, we use two well-founded methods from the field of Author Identification (AID) for a closed set of authors: one using handcrafted n-gram features and another using neural features extracted from pre-trained BERT embeddings, and training a simple machine learning classifier on those features.

Paper	Best Reported Model		GradientBoost	
	F1	AUROC	F1	AUROC
Deepfake	–	0.99	94.7	94.3
HC3	99.82	–	96.7	99.6
Ghostbuster	99.91	1.00	98	98
OUTFOX	96.9	–	98.7	98.7

Table 1: **Best reported classifier performances (Deep neural networks) versus a decision-tree model with n-gram features.** Best-reported classifier models are from four recent papers which release labeled datasets for GTD: (Li et al., 2023; Guo et al., 2023; Verma et al., 2023; Koike et al., 2023). The GradientBoost (Friedman, 2001) classifier uses a combination of character-, word- and POS-n-gram features. GradientBoost models are able to achieve impressively comparable accuracy, even outperforming the best reported model on the OUTFOX benchmark.

As shown in Table 1, the performance of the simple classifier is surprisingly comparable to more complex neural methods, even in a multi-class setting – successfully distinguishing between, e.g. human-, ChatGPT-, and LLaMA-generated text (cf. Table 2). It also proves robust in cross-domain experiments (cf. Figure 2) and to some adversarial attacks which hinder other detectors (Table 3). Furthermore, we present evidence that instruction-tuning and prompting can manipulate this fingerprint, but not remove it (cf. Figure 4).

In this paper, we empirically uncover and characterize the fingerprints of individual and families of LLMs through a series of comprehensive analy-

<sup>\*</sup>Corresponding Author.

Email: hope.mcgovern@cl.cam.ac.uk.

<sup>†</sup>Work done while at Grammarly.

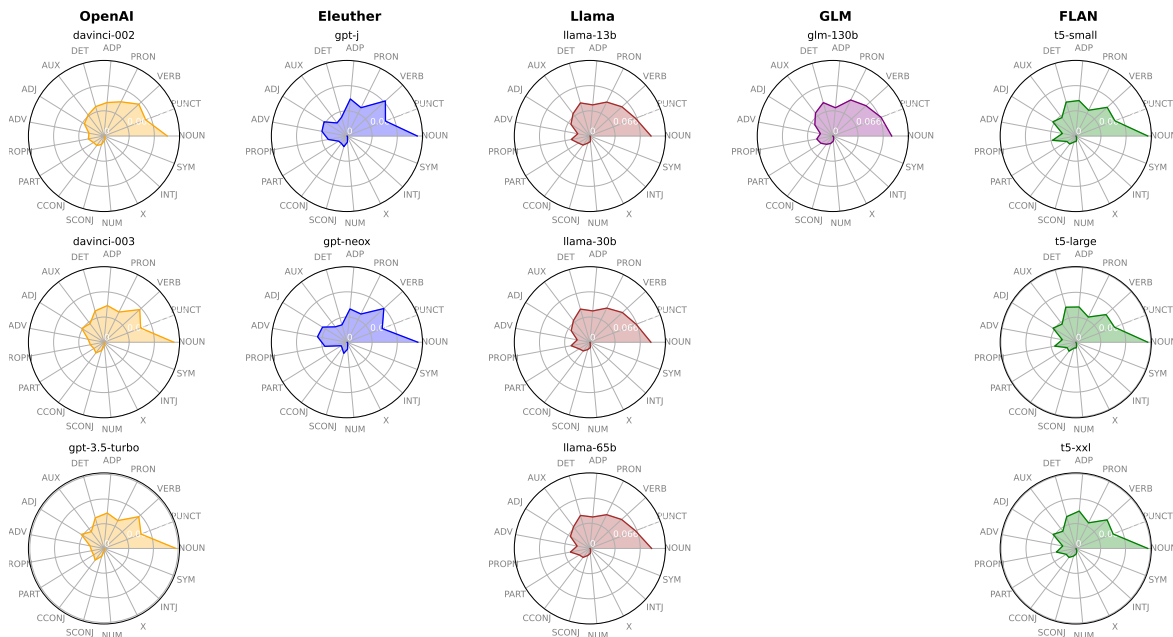


Figure 1: **Visualization of the fingerprints.** We plot frequencies of each part-of-speech (POS) class from the output of several models, sorted by model family. Within each family, the shapes (distributions) look mostly similar regardless of model size. Each radial plot is shown at the same 0% to 20% frequency scale, with POS tags sorted from most to least common among human-written outputs. Jagged/bumpy shapes indicate the fingerprint is more distinct from human distributions. POS is just one component of the full ‘fingerprint’ we investigate.

ses, and present a new perspective of LLM-content detection as authorship identification.

## 2 Methodology

### 2.1 Fingerprint Features

We use three feature sets: word  $n$ -grams ( $n \in [2, 4]$ ), which we expect to be useful in capturing domain-specific vocabulary, but also in capturing function words, which are known to be highly effective for authorship identification; character  $n$ -grams ( $n \in [3, 5]$ ), which we intuitively expect to capture subword information broadly aligning with the byte-pair encoding (BPE) tokenization method of many models; and part-of-speech (POS)  $n$ -grams ( $n \in [2, 4]$ ), which should capture domain-agnostic information about writing style.

### 2.2 Classifiers

We use a GradientBoost classifier implemented in the Sklearn library (Pedregosa et al., 2011). The hyperparameters for the classifier were found through grid search, though no extensive hyperparameter sweeps were carried out; this classifier works well out-of-the-box<sup>1</sup>. Initial experiments used a range of

<sup>1</sup>Further hyperparameter tuning could improve classifier performance, but we are primarily interested in exploring why such a simple classifier performs well in the first place.

ML classifiers, including SVC and logistic regression. These exhibited close or similar performance on our data. If the classes are very imbalanced, we downsample the majority class in order to have a balanced dataset ( $n = 5000$ ).

### 2.3 Data

We use five publicly available machine-generated text detection datasets for fingerprint analysis as well as training data for supervised sequence classifiers: OUTFOX (Koike et al., 2023), Deepfake-TextDetect (Li et al., 2023), the Human Comparison Corpus (Guo et al., 2023), Ghostbuster (Verma et al., 2023), and the M4 dataset (Wang et al., 2024b). We refer to these as “Outfox”, “Deepfake”, “HC3”, “Ghostbuster”, and “M4” in this work, respectively. A summary of all datasets used, including their domain coverage and underlying base model(s), may be seen in Table 15.

## 3 Results and Analysis

We conduct a series of analyses of LLM fingerprints, finding they are predictive of which model authored a text, consistent across domains and within model families (even to adversarial attacks), and susceptible to modification by fine-tuning. Additional results are presented in the Appendix.

Dataset	Provenance	F1
Ghostbuster	Human	0.934
	ChatGPT	0.960
	Flan T5	0.927
	<b>Average</b>	<b>0.940</b>
Outfox	Human	0.877
	ChatGPT	0.936
	Claude	0.920
	<b>Average</b>	<b>0.911</b>

Table 2: **F1 scores for each class as the positive class after training under a multiclass classification setting.** Note that even for top models ChatGPT and Claude, our simple n-gram based classifier performs very well (0.936 and 0.920 on the Outfox data). To compare with binary classification results, F1 scores are computed for each class by setting that class to be the ‘positive’.

We visualize fingerprints by looking at the difference of distribution in various linguistic properties. In Figure 1, we report part-of-speech tag distributions of data generated by different models on the same deepfake data domains<sup>2</sup>. In Appendix B we also include analysis from named entity tags, constituency types, and top- $k$  most frequent tokens. The strength of the fingerprint is more evident across some axes than others, and there are, of course, more dimensions of linguistic analysis that could theoretically be applied to uncover model fingerprints.

Distinct patterns emerge when comparing the fingerprint of models within the same family compared to models of different families. The degree of similarity within families can vary between families; for example, LLaMA models exhibit a particularly uniform fingerprint across model sizes, while BigScience models (cf. Appendix B) look markedly different.

### 3.1 Author Identification

We find that fingerprints are useful for not just GTD, but also to predict which model generated a given text. Table 2 shows that in a multiclass classification setting, these n-gram features allow strong performance for author identification (AID). This aligns well with previous work in AID where linguistic and stylometric features have been proven highly effective time and time again (He et al., 2024).

<sup>2</sup>We choose to report POS results in the main paper as it directly maps to one feature set for our classification experiments, whereas we do not directly use named entity categories, constituency types, or top- $k$  words as features.

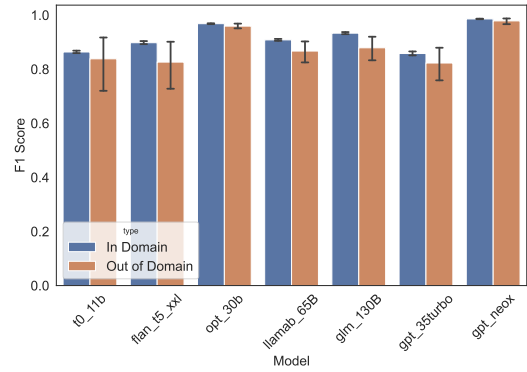


Figure 2: **F1 score of GTD on in-domain versus out-of-domain test sets for the largest model of each model family in the Deepfake benchmark.** We find no statistically significant drop in performance when testing on these 7 models’ outputs. 95% confidence intervals are computed through bootstrap sampling at  $n = 10,000$ .

### 3.2 Robustness

Given the nature of the fingerprint features, one might expect that a shift in domain substantially impacts the performance of GTD using these fingerprints. However, in Figure 2 we find no evidence that performance deteriorates for out-of-domain test sets, while Figure 3 shows a clear deterioration due to out-of-model test sets. That is, fingerprints are robust across domains but are unique for each model. Even further, fingerprints are somewhat robust to adversarial attacks Table 3.

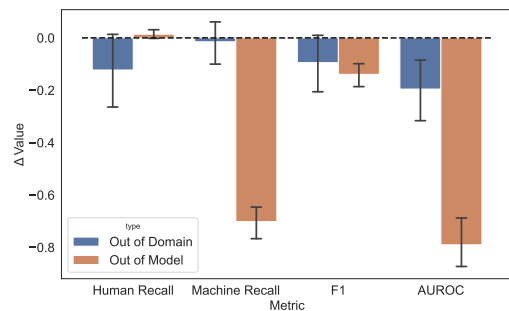


Figure 3: **Average drop in performance on various metrics when testing on out-of-domain text (blue) versus a held-out generative model (brown).** Note that recall of the machine-generated text drops significantly when testing on an unseen model’s output, while changing the domain has no impact on this metric.

### 3.3 Altering fingerprints

Some adversarial attacks seem to potentially alter fingerprints Table 3, though qualitatively they

also change the readability of the final text. Alternatively, instruction tuning through reinforcement learning or supervised fine-tuning is a potential method to purposefully alter model fingerprints. Figure 4 shows the potential of altering fingerprints by comparing a chat model’s fingerprint to the base model.

CLS	Unattacked	DIPPER	OUTFOX
Ling + GB	0.992	0.761	0.967
Bert + GB	0.992	0.848	0.980
Bert + LR	0.998	0.811	0.992
Deepfake	0.549	0.661	0.764
GPTZero	0.407	0.637	0.692

Table 3: **F1 scores before and after adversarial attacks by DIPPER and OUTFOX.** GB stands for GradientBoost, LR stands for Logistic Regression. Ling are linguistic features, and Bert are BERT-based embeddings as features. Note that our models are robust to OUTFOX attacks, while they deteriorate slightly by DIPPER (though still showing relatively strong F1 scores). BERT-based features are more robust to DIPPER than our linguistic features.

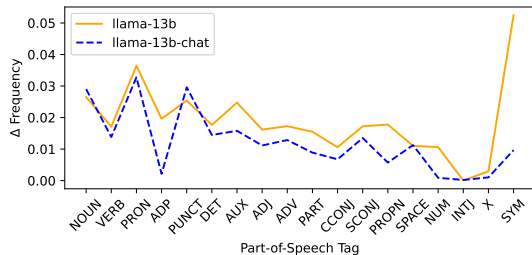


Figure 4: **Absolute difference in POS tag frequencies as compared with human text.** Chat models are slightly more similar to the frequency profile of humans, but are easier to detect than base models. This demonstrates that fingerprints “closer” to human distributions in POS tags does *not* indicate it is less detectable. Further, fine-tuning models for chat clearly alters their fingerprint despite no change in model architecture.

## 4 Related Work

A common approach to machine-generated text detection is to train a supervised binary classifier on labeled data (Guo et al., 2023; Koike et al., 2023; Li et al., 2023). Li et al. (2023) proposed a variety of classification testbeds, finding that pre-trained language models perform the best. While  $n$ -gram frequencies have often been used for author identification, only a few recent works examine hand-crafted features or stylometrics in machine-generated text detection (Zaitzu and Jin, 2023). One example is

Gehrmann et al. (2019): a unique system that uses the top- $k$  words to highlight text spans to visually aid humans in the task of spotting AI-written text themselves.

Some of our findings support recent work: Zaitzu and Jin (2023) find stylometric methods effective for detection in Japanese text, even compared with SOTA models. Additionally, Gehrmann et al. (2019) have proposed a feature extractor for feature-based, statistical classification for machine-generated text detection, and Petukhova et al. (2024) finds a combination of fine-tuned neural features and hand-crafted linguistic features effective for GTD on the M4 dataset as part of the SemEval2024 task on machine-generated text detection (Wang et al., 2024a).

For linguistic analysis, Li et al. (2023) analyze their corpus DeepfakeTextDetect, but report differences across POS-tag distributions between human and machine data when considering all models and domains in aggregate as insignificant; however, they do find these distributions begin to diverge when considering a subset of models or domains. We demonstrate that these differences extend to every publicly available machine text detection dataset, prove largely consistent within model families, and are very powerful features for training a robust machine-generated text detection classifier.

## 5 Conclusion

We demonstrate that in five popular datasets for machine-generated text detection,  $n$ -gram features are highly effective for GTD. We uncover that LLMs have unique writing styles that can be captured in lexical and syntactic features, which we characterize as “fingerprints”, and show that they are generally unique to a model family. We also show some evidence fingerprints can be modified with further fine-tuning, suggesting they may be removable.

## Limitations

- **Text length:** we examine outputs of approximately 300-500 words in length. Shorter texts may be difficult to fingerprint or may not provide enough signal.
- **Prompting.** We do not explore prompting methods in any exhaustive or fine-grained manner, although we do note that we conduct analysis on datasets that have used a variety of



prompting methods themselves to collect data. Still, we acknowledge that choice of prompts has been shown to have a significant impact on the output of an LLM.

- **Model choice limitations:** We constrain ourselves to the data and models released as part of text detection corpora, which means that there some very good models we simply did not have the data to test, e.g. GPT4 data.
- **Generation uncertainty:** For our instruction-tuning fingerprint experiment, we only fine-tune 7b and 13b variants of Llama-2. These are relatively small models and there is no guarantee that our methods would work for larger models or different instruction tuning regimes.
- **Reflection on real-world use-case.** Analyzing fingerprints in research benchmark datasets is most likely *not* reflective of the true difficulty of deepfake text detection in the wild. For one thing, people don't tend to use LLMs for writing entire articles/essays, etc. A more likely scenario for, e.g. academic plagiarism, is starting from an LLM generated paragraph and making sentence-level rewrites. As this is analagous to a paraphrase attack like DIPPER (Krishna et al., 2023), we expect that it would degrade our classifiers' performance.

## Ethics Statement

This research indicates that detecting machine-generated text is easy. However, we want to stress that this does *not* necessarily mean machine-detection is a high-confidence task. Using a single model prediction about one single written text to determine whether or not it was human-written should be evaluated on a different basis than average accuracy, given the potential harms of false positives or false negatives. For example, teachers may wish to use tools to determine if students have cheated on exams or homework using LLMs. We discourage teachers from trusting predictions by any classifier until more investigation is done into the confidence models have for any individual text.

## References

Sofia Barnett. 2023. [ChatGPT Is Making Universities Rethink Plagiarism](#). *Wired*. Section: tags.

Iz Beltagy, Matthew E. Peters, and Arman Cohan. 2020. [Longformer: The long-document transformer](#). *ArXiv*, abs/2004.05150.

Shuyang Cai and Wanyun Cui. 2023. [Evade chatgpt detectors via a single space](#). *ArXiv*, abs/2307.02599.

Elizabeth Clark, Tal August, Sofia Serrano, Nikita Haduong, Suchin Gururangan, and Noah A. Smith. 2021. [All That's 'Human' Is Not Gold: Evaluating Human Evaluation of Generated Text](#). In *Proceedings of the 59th Annual Meeting of the Association for Computational Linguistics and the 11th International Joint Conference on Natural Language Processing (Volume 1: Long Papers)*, pages 7282–7296, Online. Association for Computational Linguistics.

Alex Franklin, Maggie, Meg Benner, Natalie Rambis, Perpetual Baffour, Ryan Holbrook, Scott Crossley, and ulrichboser. 2022. [Feedback prize - predicting effective arguments](#).

Jerome H Friedman. 2001. Greedy function approximation: a gradient boosting machine. *Annals of statistics*, pages 1189–1232.

Sebastian Gehrmann, Hendrik Strobelt, and Alexander M. Rush. 2019. [Gltr: Statistical detection and visualization of generated text](#). In *Annual Meeting of the Association for Computational Linguistics*.

Biyang Guo, Xin Zhang, Ziyuan Wang, Minqi Jiang, Jinran Nie, Yuxuan Ding, Jianwei Yue, and Yupeng Wu. 2023. [How Close is ChatGPT to Human Experts? Comparison Corpus, Evaluation, and Detection](#). Publisher: arXiv Version Number: 1.

Xie He, Arash Habibi Lashkari, Nikhill Vombatkere, and Dilli Prasad Sharma. 2024. [Authorship attribution methods, challenges, and future research directions: A comprehensive survey](#). *Information*, 15(3):131.

John Kirchenbauer, Jonas Geiping, Yuxin Wen, Jonathan Katz, Ian Miers, and Tom Goldstein. 2023. [A watermark for large language models](#). In *International Conference on Machine Learning*.

Ryuto Koike, Masahiro Kaneko, and Naoaki Okazaki. 2023. [Outfox: Llm-generated essay detection through in-context learning with adversarially generated examples](#). *ArXiv*, abs/2307.11729.

Kalpesh Krishna, Yixiao Song, Marzena Karpinska, John Wieting, and Mohit Iyyer. 2023. [Paraphrasing evades detectors of ai-generated text, but retrieval is an effective defense](#).

Yafu Li, Qintong Li, Leyang Cui, Wei Bi, Longyue Wang, Linyi Yang, Shuming Shi, and Yue Zhang. 2023. [Deepfake Text Detection in the Wild](#). Publisher: arXiv Version Number: 1.

Eric Mitchell, Yoonho Lee, Alexander Khazatsky, Christopher D. Manning, and Chelsea Finn. 2023.

- DetectGPT: Zero-Shot Machine-Generated Text Detection using Probability Curvature. arXiv. Version Number: 2.
- Long Ouyang, Jeff Wu, Xu Jiang, Diogo Almeida, Carroll L. Wainwright, Pamela Mishkin, Chong Zhang, Sandhini Agarwal, Katarina Slama, Alex Ray, John Schulman, Jacob Hilton, Fraser Kelton, Luke E. Miller, Maddie Simens, Amanda Askell, Peter Welinder, Paul Francis Christiano, Jan Leike, and Ryan J. Lowe. 2022. [Training language models to follow instructions with human feedback](#). *ArXiv*, abs/2203.02155.
- F. Pedregosa, G. Varoquaux, A. Gramfort, V. Michel, B. Thirion, O. Grisel, M. Blondel, P. Prettenhofer, R. Weiss, V. Dubourg, J. Vanderplas, A. Passos, D. Cournapeau, M. Brucher, M. Perrot, and E. Duchesnay. 2011. Scikit-learn: Machine learning in Python. *Journal of Machine Learning Research*, 12:2825–2830.
- Kseniia Petukhova, Roman Kazakov, and Ekaterina Kochmar. 2024. [Petkaz at semeval-2024 task 8: Can linguistics capture the specifics of llm-generated text?](#)
- Rafael Rafailov, Archit Sharma, Eric Mitchell, Stefano Ermon, Christopher D. Manning, and Chelsea Finn. 2023. [Direct Preference Optimization: Your Language Model is Secretly a Reward Model](#). Publisher: arXiv Version Number: 2.
- Abel Salinas and Fred Morstatter. 2024. [The butterfly effect of altering prompts: How small changes and jailbreaks affect large language model performance](#). *ArXiv*, abs/2401.03729.
- Rafael A. Rivera Soto, Olivia Elizabeth Miano, Juanita Ordoñez, Barry Y. Chen, Aleem Khan, Marcus Bishop, and Nicholas Andrews. 2021. [Learning universal authorship representations](#). In *Conference on Empirical Methods in Natural Language Processing*.
- Vivek Kumar Verma, Eve Fleisig, Nicholas Tomlin, and Dan Klein. 2023. [Ghostbuster: Detecting text ghostwritten by large language models](#). *ArXiv*, abs/2305.15047.
- Yuxia Wang, Jonibek Mansurov, Petar Ivanov, Jinyan Su, Artem Shelmanov, Akim Tsvigun, Chenxi Whitehouse, Osama Mohammed Afzal, Tarek Mahmoud, Giovanni Puccetti, Thomas Arnold, Alham Fikri Aji, Nizar Habash, Iryna Gurevych, and Preslav Nakov. 2024a. SemEval-2024 task 8: Multigenerator, multidomain, and multilingual black-box machine-generated text detection. In *Proceedings of the 18th International Workshop on Semantic Evaluation, SemEval 2024*, Mexico City, Mexico.
- Yuxia Wang, Jonibek Mansurov, Petar Ivanov, Jinyan Su, Artem Shelmanov, Akim Tsvigun, Chenxi Whitehouse, Osama Mohammed Afzal, Tarek Mahmoud, Toru Sasaki, Thomas Arnold, Alham Aji, Nizar Habash, Iryna Gurevych, and Preslav Nakov. 2024b. [M4: Multi-generator, multi-domain, and multilingual black-box machine-generated text detection](#). In *Proceedings of the 18th Conference of the European Chapter of the Association for Computational Linguistics (Volume 1: Long Papers)*, pages 1369–1407, St. Julian’s, Malta. Association for Computational Linguistics.
- Chris Westfall. 2023. [Educators Battle Plagiarism As 89% Of Students Admit To Using OpenAI’s ChatGPT For Homework](#). Section: Careers.
- Wataru Zaitzu and Mingzhe Jin. 2023. [Distinguishing ChatGPT\(-3.5, -4\)-generated and human-written papers through Japanese stylometric analysis](#). *PLOS ONE*, 18(8):e0288453.

## A Discussion

**A note about prompting.** Different prompting methods have quite a large effect on the output generation and quality of LLMs (Salinas and Morstatter, 2024). While it is possible that different prompting methods could then have a large effect on the measured fingerprint of a single output, at the dataset level, a little bit of prompting variation seems not to be too detrimental. Specifically, every dataset we tested used a combination of prompting techniques – continuation, topic based, chain-of-thought, etc. and we do still find LLM style markers which are useful for classification. Furthermore, we show that both linguistic and neural features + GB classifier is robust to an adversarial technique that uses different prompts to try to fool a detector, OUTFOX, in Table 3.

### A.1 What to Do About Fingerprints

The knowledge that LLM fingerprints may be exploited for quick, accurate, explainable classifications we hope will encourage more research into other straightforward and trustworthy methods of machine-text detection. In Appendix F, we detail the negative results from a Reinforcement Learning with Human Feedback (RLHF) setup in an attempt to remove the fingerprints. Our inconclusive RLHF experiments raises the question of the intrinsic-ness of the fingerprints and if they can be removed at all. If they cannot, then fingerprints may remain a strong classification signal for the task until other training procedures prove to produce fingerprint-less models.

Perhaps the most interesting insight from our work is that LLMs may be considered analogous to human authors for the purpose of deepfake detection. We hope that this insight will bridge two research avenues and help to develop a more robust theory of LLM generation.

Finally, we encourage those releasing datasets for machine-generated text detection to benchmark against simple, feature-based classifiers.

## B Fingerprint Characterization



Figure 5: **Additional visualizations of fingerprints.** Note that the POS tag distributions of OPT models are less similar than we observe within other model families. Further investigations could examine what causes these differences, since model size seems to not play a factor in FLAN models.



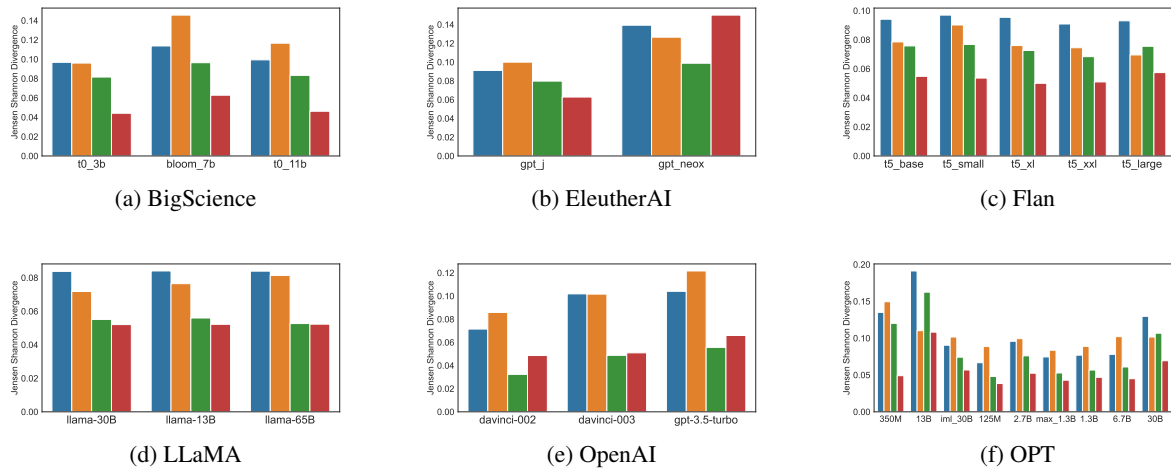


Figure 6: **Fingerprint characterization of Deepfake data by model and family.** We report the Jensen-Shannon Divergence of human vs. model for each model in each model family in the Deepfake data across four categories. **Columns from left to right: constituency type, named entity tag, POS tag, top- $k$  word frequency.** We omit the GLM family in this visualization as there is only one model (130B) available. We do include the GLM results in table format in Table 4. Like in Figure 1, some model families exhibit remarkably consistent fingerprints within families, e.g. LLaMa, Flan, and OpenAI. OPT and EleutherAI in particular have less distinguishable fingerprints within family.

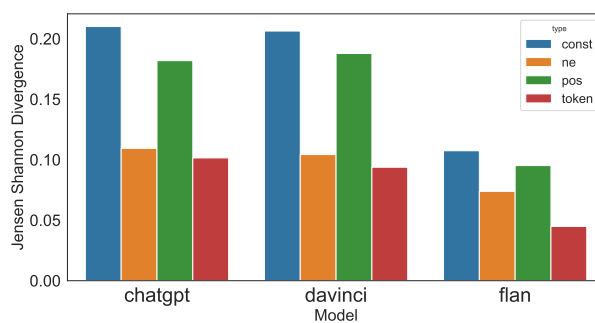


Figure 7: **Fingerprint characterization of Outfox data by model.** Columns from left to right: constituency type, named entity tag, POS tag, top- $k$  word frequency. We note again that ChatGPT and davinci, being in the same OpenAI model family, have very similar fingerprints, whereas Flan’s fingerprint differs substantially. Note that this fingerprint does look different than the Deepfake davinci’s fingerprint, showing us that there is some domain dependence to fingerprints, while underscoring the point that regardless of domain, individual models of the same family do produce similar-sounding texts.

model	const	ne	pos	top- <i>k</i> token
3.5-turbo	0.104062	0.121635	0.055647	0.065913
davinci-002	0.071464	0.085834	0.032347	0.048616
davinci-003	0.101841	0.101650	0.048786	0.050924
t0_11b	0.099334	0.116554	0.083307	0.046207
t0_3b	0.096778	0.096023	0.081568	0.044135
bloom_7b	0.113688	0.145603	0.096391	0.062792
llama_13B	0.084033	0.076458	0.055965	0.052204
llama_30B	0.083770	0.071776	0.055118	0.052044
llama_65B	0.083919	0.081378	0.052662	0.052289
GLM130B	0.092373	0.079987	0.055011	0.058290
gpt_j	0.091120	0.099940	0.079746	0.062767
gpt_neox	0.139291	0.126545	0.098795	0.150069
iml_30b	0.090410	0.101563	0.074169	0.056793
max_1.3b	0.074518	0.083632	0.052747	0.042955
opt_1.3b	0.076921	0.088855	0.056709	0.046881
opt_125m	0.066651	0.088566	0.047990	0.038409
opt_13b	0.191208	0.110141	0.162453	0.108174
opt_2.7b	0.095768	0.099351	0.075968	0.052447
opt_30b	0.129652	0.101543	0.106709	0.069312
opt_350m	0.134956	0.149431	0.120094	0.049036
opt_6.7b	0.077973	0.102048	0.060880	0.044933
t5_base	0.094128	0.078521	0.075754	0.054816
t5_large	0.093037	0.069552	0.075520	0.057391
t5_small	0.096973	0.090165	0.076765	0.053622
t5_xl	0.095449	0.076024	0.072617	0.050033
t5_xxl	0.090850	0.074514	0.068368	0.050967

Table 4: **Jensen Shannon Divergence of human vs. model across fingerprint axes on Deepfake data.** Here we report in full the fingerprint measurements across constituency type (‘const’), named entity type (‘ne’), part-of-speech (‘pos’), and top-*k* token frequency (‘top-*k* token’). Horizontal lines delineate model families.

model	const	ne	pos	top- <i>k</i> token
chatgpt	0.210140	0.109395	0.181909	0.101498
davinci	0.206403	0.104278	0.187878	0.093806
flan	0.107426	0.073845	0.095178	0.044870

Table 5: **Jensen Shannon Divergence of human vs. model across fingerprint axes on Outfox data.** Here we report in full the fingerprint measurements across constituency type (‘const’), named entity type (‘ne’), part-of-speech (‘pos’), and top-*k* token frequency (‘top-*k* token’).

## C Additional Experiments

**Fingerprints are “genetic”: often consistent within a model family.** A particularly interesting finding is that our classifier is better at detecting out-of-domain texts from the same model than it is detecting in-domain texts from a different model. In other words, Flan T5 “sounds” like T5 whether it is generating news stories or fan fiction. In [Figure 3](#) we report the results of taking a classifier trained on data from one model and looking at a drop in machine recall when evaluated on either an in-domain test from from a different model or an out-of-domain test from the same model. The classifier is far more effective in the latter case, and the 95% confidence interval computed with bootstrapping tells us that this is not due to particular oddities of the data splits we used, but that is it a meaningful result.

We also explicitly test how well a classifier trained on one model generalizes to (1) other models in the same family and (2) other model families. We find that, on average, the drop in machine recall value (out of 1) from in-domain data to other models in the same family is only 0.01, while the drop to other families is 0.62. We report these results in [Table 7](#).

### **AID methods are generally effective for LLM text detection in publicly available datasets.**

In the most simplistic setup (cf. [Table 12](#)), binary classification of “human” or “machine” where

Feature Sets	F1	AUROC	Feature Sets	F1	AUROC
character n-grams	0.96	0.99	character n-grams	0.96	1.00
word n-grams	0.77	0.82	word n-grams	0.86	0.94
POS-tag n-grams	0.88	0.95	POS-tag n-grams	0.88	0.95
all	0.95	0.95	all	0.95	0.95

(a) Linguistic feature ablation on Deepfake considering data produced by gpt-j-6b across all domains.

(b) Linguistic feature ablation on Outfox data for content generated by Flan T5 in the one domain present in Outfox (student essay).

Table 6: **Linguistic Feature ablation.** For two single model subsets of our data, we compare F1 and AUROC for only character-, word-, or POS n-gram features to a combination of the three. In both cases, each feature set clearly carries some signal, although word n-grams individually perform the worst. This is likely because word-level features are highly influenced by topic and therefore may not be the most useful feature to help the model generalize across text domain. Interestingly, character n-grams by themselves appear to be stronger than the combined feature set. This warrants more exploration, but we posit this is because the range of character n-grams captures high-frequency subword tokens in a given model’s vocabulary.

Experiment	Average drop in performance			
	HRec	MRec	F1	AUC
Same Family   Different Domain	-0.03	-0.01	-0.02	0.00
Different Family   Same Domain	0.00	-0.62	-0.21	-0.44

Table 7: **Models exhibit individual writing styles which are more similar across domains than across model families.** We report the average drop in performance of a GradientBoost from a binary classifier trained on Deepfake data. In 7 independent trials, we train a classifier on a randomly selected model and compare its performance on the in-domain test set to: (1) data from a model in the same family but in a held-out domain, and (2) data from a model in a different family but same domains present in the train set (this is made possible by the fact that Deepfake is multi-parallel). Performance drop is low over data from a model in the same family, and high over data from a model in a different family. The human recall value is small but not 0 as the human data is shuffled and downsampled, so the exact same set of prompts is not seen in every trial.

Domain	In-domain	As held-out
Finance	0.979	0.751
Medicine	0.996	0.941
Open QA	0.996	0.832
Reddit eli5	0.999	0.829
Wiki csai	0.957	0.739
<b>Average</b>	0.985	0.818
All	0.983	—

Table 8: **Out-of-domain F1 results on HC3 data by domain.** For each domain in the left-hand column, we train two models: (1) one where training data is all domains and the held-out test set is in this domain, and (2) one where training data is all domains *except* this domain, and the held-out test set is in this domain. The final row denotes an experiment in which we train of all domains mixed and test on held-out data which is all in-domain. Some combinations of domains are better for generalizing to unseen domains, which is a noted phenomenon in AID as well (Soto et al., 2021); however in general, out-of-domain performance on HC3 is not as strong as it is for Deepfake data (Figure 2). This could potentially be improved by increasing the number of samples seen during training (which in each of these experiments was 5000)

Model	Accuracy	F1	AUROC	HumanRec	MachineRec	AvgRec
ChatGPT	0.946	0.949	0.996	1.000	0.891	0.946
BloomZ	0.992	0.992	1.000	1.000	0.984	0.992
Dolly	0.714	0.763	0.845	0.913	0.512	0.712
Cohere	0.776	0.723	0.938	0.579	0.976	0.778
Davinci	0.868	0.882	0.977	0.980	0.754	0.867

Table 9: **Bert features + GradientBoost classifier on M4 data.** Here we take 5000 training sample, extract BERT pre-trained embeddings for them using Huggingface’s feature-extractor pipeline, and train a GradientBoost Classifier. We then test on in-domain data from a held out test set of 500 examples. Dolly and Cohere fool the classifier the most; for Dolly, the machine recall value is the cause of its low performance, perhaps indicating high linguistic variation of the model’s generation (i.e. it is easier to pinpoint what a ‘human’ text sounds like than what a ‘machine’ text sounds like). The opposite is true for Cohere. Our model is able to find distinctive markers of machine text but the human data is indistinctive.

Model	Accuracy	F1	AUROC	HumanRec	MachineRec	AvgRec
ChatGPT	0.852	0.871	0.993	0.705	0.998	0.851
BloomZ	0.996	0.996	1.000	0.991	1.000	0.996
Dolly	0.707	0.768	0.875	0.443	0.971	0.707
Cohere	0.551	0.421	0.636	0.776	0.326	0.551
Davinci	0.767	0.810	0.974	0.540	0.995	0.767

Table 10: **Linguistic features + GradientBoost classifier on M4 data.** Here we take 5000 training sample, extract linguistic features (char-, word-, POS n-grams) from them, and train a GradientBoost Classifier. We then test on in-domain data from a held out test set of 500 examples. Dolly and Cohere fool the classifier the most; in Table 9, Dolly exhibits a high machine recall value whereas Cohere exhibits low machine recall. In this case, the opposite is true. This warrants further exploration. Possibly, a combined approach of neural and linguistic features such as in Petukhova et al. (2024) would be more robust here.

data is from one model in one text-domain, our GradientBoost classifier with linguistic features achieves upwards of 0.94 AUROC on every test.

We also compare the classifier performance on data produced by a single model, but in multiple domains mixed, seen in Table 12. While performance, in general, is robust, M4’s Cohere data is a clear outlier, only achieving 0.64 AUROC, perhaps indicating that it shows a high degree of linguistic diversity across domain-specific generations. However, in a comparison of linguistic vs. neural features on the M4 dataset, we find that the GB classifier can achieve high performance on Cohere (cf. Table 14).

In a multi-class setup (Table 2), where the classifier must distinguish between “human”, “model 1”, and “model 2”, it achieves an average of 0.94 and 0.91 for the Ghostbuster and Outfox datasets, respectively.

All of the above are calculated using unseen data from the same distribution as the training data, but we see strong out-of-domain performance as well in Figure 2. Choosing the largest model in each model family available in Deepfake’s data, we calculate the F1 score for both an in-domain and out-of-domain test set. Through multiple independent trials and our bootstrapped confidence intervals, we see that F1 on unseen domains has a larger variance, but that overall the difference in F1 score for in-domain and out-of-domain performance is not statistically significant because the confidence intervals overlap. In other words, linguistic features + ML classifiers do generalize well to data in unseen domains.

## D Implementation Details

### D.1 GradientBoost

Parameters: learning rate of 0.2, number of estimators 90, max depth of 8, max features ‘sqrt’, sum-sample ratio 0.8, random state 10, minimum samples leaf 30 and minimum samples to split 400, these hyperparameters were optimized using Sklearn’s gridsearch function. Features: char n-grams:(2,4), word n-grams:(3,5), pos n-grams:(3,5). Maximum 2000 features for each feature set.

Dataset	Base Model	Domain	F1	AUROC	HumanRec	MachineRec	AvgRec
Domain-Specific	gpt-j-6b	cmv	0.98	0.98	0.97	1.00	0.98
		eli5	0.94	0.94	0.98	0.90	0.94
		hswag	0.96	0.98	1.00	0.97	0.98
		roct	0.99	0.99	1.00	0.98	0.99
		sci_gen	0.99	0.99	0.99	0.98	0.99
		squad	0.91	0.97	1.00	0.95	0.97
		tldr	0.97	0.96	0.97	0.95	0.96
		xsum	0.95	0.95	0.95	0.95	0.95
		yelp	0.95	0.94	0.99	0.89	0.94
		wp	0.98	0.98	1.00	0.96	0.98
Mixed Domains	gpt-j-6b	mixed	0.95	0.95	0.97	0.93	0.95
	gpt-3.5-turbo	mixed	0.90	0.97	0.91	0.91	0.91
	flan-t5-xxl	mixed	0.91	0.95	0.91	0.79	0.85
	opt 30b	mixed	0.98	0.99	0.99	0.93	0.96
	llama 65B	mixed	0.92	0.93	0.94	0.75	0.85
	glm 130B	mixed	0.94	0.95	0.98	0.78	0.88
	davinci-003	mixed	0.82	0.92	0.80	0.86	0.83
Mixed Model Set	OpenAI GPT	mixed	0.70	0.73	0.64	0.82	0.73
	Meta Llama*	mixed	0.81	0.82	0.79	0.84	0.82
	GLM-130B*	mixed	0.86	0.86	0.89	0.83	0.86
	Google FLAN-T5*	mixed	0.83	0.85	0.77	0.93	0.85
	Facebook OPT*	mixed	0.86	0.87	0.87	0.86	0.87
	BigScience	mixed	0.79	0.81	0.74	0.88	0.81
	EleutherAI	mixed	0.95	0.95	0.96	0.94	0.95
Ghostbuster	gpt-3.5-turbo	Reuters	0.98	0.98	0.98	0.99	0.98
		essay	0.98	0.97	0.99	0.96	0.97
		wp	0.98	0.99	0.99	0.98	0.99
	claude	Reuters	0.97	0.96	0.99	0.94	0.96
		essay	0.98	0.98	0.97	0.99	0.98
		wp	0.95	0.95	0.94	0.97	0.95
HC3	gpt-3.5-turbo	eli5	1.00	1.00	1.00	1.00	1.00
		open_qa	0.97	1.00	0.96	0.98	0.97
		wiki_csai	0.97	0.99	0.96	0.98	0.97
		medicine	0.99	1.00	0.99	0.99	0.99
		finance	0.97	0.99	0.99	0.96	0.97
OUTFOX	gpt-3.5-turbo	essay	0.95	0.94	1.00	0.89	0.94
	text-DaVinci-003	essay	0.98	0.98	1.00	0.95	0.98
	flan_t5_xxl	essay	0.95	0.96	0.93	0.98	0.96

Table 11: **Full In-Domain Results with GradientBoost classifier.** Here we report classifier metrics for four datasets, broken down by model, model family, and domain.



Dataset	Model	AUROC
Deepfake	gpt-3.5-turbo	96.8 $\pm$ 1.8
	flan-t5-xxl	99.6 $\pm$ 0.46
	opt 30B	98 $\pm$ 0.81
	llama 65B	96.3 $\pm$ 1.2
	glm 130 B	94.0
HC3	gpt-3.5-turbo	98.0
	claude	96.0
Outfox	gpt-3.5-turbo	94.0
	text-davinci-003	98.0
	flan-t5-xxl	96.0

(a) **Domain-Specific results:** AUROC for binary classification where “model” data is from a single model in a single domain. Where we have data for more than one domain per model, we average them, reporting mean and standard deviation. Outfox data only has one domain (essay), so there is no standard deviation to report.

Dataset	Model	AUROC
Deepfake	gpt-3.5-turbo	0.97
	flan-t5-xxl	0.95
	opt 30B	0.99
	llama 65B	0.93
	glm 130 B	0.95
M4	davinci-003	0.92
	gpt-3.5-turbo	0.99
	BloomZ	1.0
	Dolly	0.88
	Cohere	0.64
HC3	Davinci	0.97
	gpt-3.5-turbo	1.0

(b) **Mixed Domain results:** For those datasets for which we have data from a single model in multiple domains, we report AUROC on a held-out test set.

Table 12: Single and mixed domain results with linguistic features and GradientBoost classifier for our datasets of interest.

Dataset	Model	AUROC
Deepfake	gpt-3.5-turbo	0.97
	flan-t5-xxl	0.95
	opt 30B	0.99
	llama 65B	0.93
	glm 130 B	0.95
M4	davinci-003	0.92
	gpt-3.5-turbo	0.99
	BloomZ	1.0
	Dolly	0.88
	Cohere	0.64
HC3	Davinci	0.97
	gpt-3.5-turbo	1.0

Table 13: **Classifier performance on data produced by a single model in a mixture of domains.** We report classifier (linguistic + GradientBoost) performance as AUROC for Deepfake, M4, and HC3 datasets, which all include data from one model across a variety of domains (Outfox only includes the essay domain). The classifier proves broadly robust, except for Cohere data. These results are extracted from the full table in Table 11.

Model	Ling+GB	BERT+GB
ChatGPT	0.993	0.996
BloomZ	0.993	1.000
Dolly	0.875	0.845
Cohere	0.636	0.938
Davinci	0.974	0.977

Table 14: **Linguistic vs. BERT features.** We report AUROC for binary classification on M4 data, comparing linguistic and BERT features with the same machine learning classifier. For most models, the performance is comparable, with BERT features slightly edging out linguistic features. Cohere is the outlier, proving to be a difficult classification task for the linguistic set to capture. However, BERT features remain robust to Cohere data.

Dataset	Base Model/Family	Domain	Human	Machine	
Domain-Specific	gpt-j-6b	cmv	509	636	
		eli5	952	863	
		hswag	1000	868	
		roct	999	833	
		sci_gen	950	529	
		squad	686	718	
		tldr	772	588	
		xsum	997	913	
		yelp	984	856	
		wp	940	784	
		<b>Total</b>		8789	7588
Mixed Model Set	OpenAI GPT	mixed	67k	67k	
	Meta Llama	mixed	37k	37k	
	GLM-130B	mixed	9k	9k	
	Google FLAN-T5	mixed	47k	47k	
	Facebook OPT	mixed	80k	80k	
	BigScience	mixed	27k	27k	
	EleutherAI	mixed	14k	14k	
<b>Total</b>		282k	282k		
Ghostbuster	gpt-3.5-turbo	Reuters	500	500	
		essay	1000	1000	
		wp	500	500	
		<b>Total</b>	2000	2000	
HC3	gpt-3.5-turbo	eli5	17.1k	17.1k	
		open_qa	1.19k	1.19k	
		wiki_csai	842	842	
		medicine	1.25k	1.25k	
		finance	3.93k	3.93k	
		<b>Total</b>	24.3k	24.3k	
OUTFOX	gpt-3.5-turbo	essay	15k	15k	
		text-davinci-003	essay	15k	15k
		flan_t5_xx1	essay	15k	15k
		<b>Total</b>	46k	46k	

Table 15: Dataset statistics (number of documents) for publicly available machine-generated text detection datasets.

## E Dataset Information

### E.1 Outfox

Outfox is a parallel human-machine dataset built on the Kaggle Feedback Prize dataset (Franklin et al., 2022) and contains approximately 15,000 essay problem statements and human-written essays, ranging in provenance from 6th to 12th grade native-speaking students in the United States. For each problem statement, there is also an essay generated by each of three LLMs: ChatGPT (gpt-3.5-turbo-0613), GPT-3.5 (text-davinci-003), and Flan (FLAN-T5-XXL). Each example contain an instruction prompt (“Given the following problem statement, please write an essay in 320 words with a clear opinion.”), a problem statement (“Explain the benefits of participating in extracurricular activities and how they can help students succeed in both school and life. Use personal experiences and examples to support your argument.”), the text of the essay, and a binary label for human or machine authorship.

While we conduct fingerprint analysis on the whole dataset, we use only the human-written subset of the Outfox data as a training corpus for our fine-tuning setup; given an instruction prompt and problem statement, we fine-tune our LLMs of interest to produce text which minimises cross-entropy loss when compared with the original human-written response to the same problem statement. We withhold a test-set of human-written examples from training to be used for evaluation.

## E.2 Ghostbuster

Verma et al. (2023) provide three new datasets for evaluating AI-generated text detection in creative writing, news, and student essays. Using prompts scraped from the subreddit `r/WritingPrompts`, the Reuters 50-50 authorship identification dataset, and student essays from the online source IvyPanda, they obtained ChatGPT- and Claude-generated responses and made efforts to maintain consistency in length with human-authored content in each domain.

## E.3 HC3

We also analyze data from (Guo et al., 2023), which includes questions from publicly available datasets and wiki sources with human- and ChatGPT-generated responses based on instructions and additional context. The resulting corpus comprises 24,322 English and 12,853 Chinese questions, of which we only use the English split.

## E.4 Deepfake

The Deepfake corpus is a comprehensive dataset designed for benchmarking machine-generated content detection in real-world scenarios (Li et al., 2023). It contains approximately 9,000 human examples across 10 text domains, each paired with machine outputs from 27 models (e.g. GPT-3.5-turbo, text-davinci-002) from 7 different model families (e.g. OpenAI), producing several testbeds designed for examining a detector’s sensitivity to model provenance and text domain. Each example contains the text, binary label denoting human or machine, and the source information – which domain, model, and prompting method were used.

We reserve the whole Deepfake dataset as an evaluation corpus to allow us to examine the robustness of our proposed methods across different models, model families, and domains. For generation, we take the first 30 tokens (as split by whitespace) of an example as the problem statement and prepend it with a simple continuation instruction prompt: “Read the following instruction and generate appropriate text. ### Continue the following text:”.

**Training Data.** We primarily use the Deepfake and Outfox data for training classifiers to analyze different aspects of the LLM fingerprints. They are both conveniently multi-parallel: they contain N model responses for each human text sample in the dataset. This has the benefit of removing some uncertainty from our classifier results. Performance on the human class is often identical across trials, as the human data is often identical. This allows a controlled test of how our classifier deals with the machine text samples. Additionally, the different testbeds provided in Deepfake provide convenient, parallel domain and model (/model family) data splits. Specifically, we use the mixed model sets and model-specific, domain-specific testbeds from Deepfake.

# F RLHF Negative Result

## F.1 Related Works

**Watermarking.** Unlike the work of Kirchenbauer et al. (2023) on watermarking LLMs, the fingerprints we describe are not intentionally added after-the-fact in order to make a model more detectable, but are naturally imprinted on the model during its training/fine-tuning process. **Adversarial Attacks.** While this work is related to adversarial research in that we attempt to create data which will degrade the performance of a classifier, we have a distinctly different goal than that of adversarial attacking; we are not interested in fooling a detector so much as we are exploring what it is that keeps machine-generated data from being truly indistinguishable from that of humans. A variety of adversarial attacks have proved incredibly effective against AI-text detectors (Cai and Cui, 2023; Koike et al., 2023). Recognizing the shortcomings of existing detection methods, some have proposed creating more robust classifiers by augmenting training corpora with more challenging examples. Recently, Koike et al. (2023) proposed using perturbed (e.g. paraphrased) text to augment training data. **Reinforcement Learning.** Having uncovered evidence of unique LLM writing styles, we designed an experimental setup to try to remove the fingerprints with Reinforcement Learning with Human Feedback (RLHF). The results of this experiment were inconclusive,

but we report it in summary in [Appendix A](#). For this setup, we use a mixture of Deepfake and Outfox data for both instruction fine-tuning and RLHF training data.

## F.2 Generation

For some experiments, we use LLaMA models and their instruction-tuned counterparts to generate machine responses to human prompts in the Outfox and Deepfake datasets. Outfox’s examples are already formatted with an instruction prompt, (e.g. “Given the following problem statement, please write an essay in 320 words with a clear opinion.”) and explicit problem statement (e.g. “Explain the benefits of participating in extracurricular activities and how they can help students succeed in both school and life. Use personal experiences and examples to support your argument.”), whereas Deepfake’s are not. To remedy this, for every example in Deepfake, we take the first 30 tokens (as split by whitespace) of the example text as the problem statement and prepend it with a simple continuation instruction prompt: “Read the following instruction and generate appropriate text. ### Continue the following text:”. Further information about generations, including model sampling parameters, may be found in [Appendix E.4](#). We conduct minimal pre- and post-processing on our input as well as the generated outputs, only removing newlines and cleaning up whitespace.

## F.3 Negative Results

Here we describe an experimental setup devised to remove a given model’s fingerprint with reinforcement learning.

RLHF is a popular training methodology that uses reinforcement learning principles to encourage models to produce text with desired attributes. Specifically, it optimizes model behavior with human feedback, often facilitated by crowd-sourced annotators or domain experts ([Ouyang et al., 2022](#)). Direct Preference Optimization (DPO) ([Rafailov et al., 2023](#)) is a recent training paradigm for implementing RLHF, which eliminates the need for fine-tuning a reward model and instead directly uses the language model for optimizing the reward function by solving a classification problem on human preference data.

For three recent LLMs (LLaMA-7b, LLaMA-13b, and Falcon-7b), we performed a supervised fine-tuning step to adapt them to the domain of the training data, which is student-generated essays from Outfox. Once the SFT models are trained, we use them as a starting point for DPO training.<sup>3</sup>

In a DPO setup, the model is exposed to a triplet of `prompt`, `chosen_response` and `rejected_response` where the model learns to optimize the marginal reward of the chosen response over the rejected response. Intuitively, if the SFT or DPO process has been successful in removing the LLM fingerprint, we expect to see classifier performance drop – the machine responses are more difficult to distinguish from human responses because they exhibit more similar distributions of linguistic features than the responses of the base model do. To quantify our results, we used our GradientBoost classifier, a finetuned Longformer ([Beltagy et al., 2020](#)) model released by [Li et al. \(2023\)](#), and DetectGPT as a zero-shot detection method ([Mitchell et al., 2023](#)).

After significant tuning, retraining, and optimizing, we did not consistently see an appreciable decrease in classifier performance after the successive stages of fine-tuning.

## F.4 Limitations of RLHF

We acknowledge that using RLHF to align model outputs with human data necessarily amplifies any subconscious biases which may be present in the human training data. It is well known that certain demographics are over-represented in the creation of user-generated content on the internet, and as our proposed method focuses exclusively on the syntax and lexical choice of LLMs – not semantic content – we therefore have not included any filtering for offensive content.

---

<sup>3</sup>We do this because best practices for DPO from ([Rafailov et al., 2023](#)) suggest that models should first be adapted to the text domain via fine-tuning before being trained with reinforcement learning.