

Carbon Connect: An Ecosystem for Sustainable Computing

BENJAMIN C. LEE, University of Pennsylvania
DAVID BROOKS, Harvard University
ARTHUR VAN BENTHEM, University of Pennsylvania
UDIT GUPTA, Cornell University
GAGE HILLS, Harvard University
VINCENT LIU, University of Pennsylvania
LINH THI XUAN PHAN, University of Pennsylvania
BENJAMIN PIERCE, University of Pennsylvania
CHRISTOPHER STEWART, Ohio State University
EMMA STRUBELL, Carnegie Mellon University
GU-YEON WEI, Harvard University
ADAM WIERMAN, California Institute of Technology
YUAN YAO, Yale University
MINLAN YU, Harvard University

Computing is at a moment of profound opportunity and promise. Emerging applications – such as capable artificial intelligence, immersive virtual realities, and pervasive sensor systems – drive unprecedented demand for computer systems that offer scalable performance and environmental sustainability. Despite recent advances to achieve net zero carbon emissions, the computing industry’s gross energy usage continues to rise at an alarming rate, outpacing the growth of new energy installations and renewable energy deployments. Information and communication technology (ICT), all by itself, accounts for a shockingly large and rapidly growing slice of global greenhouse gas (GHG) emissions—estimates range from 2.1% to 3.9% [15].

The International Telecommunication Union targets a 45% reduction in ICT emissions by 2030 [28], in line with the Paris Agreement’s goal to limit warming to 1.5°C above pre-industrial levels. Satisfying demands for computing while meeting these goals will be difficult and expensive, demanding rigorous methods and solutions that balance sustainability benefits against implementation costs. To succeed, computer scientists, electrical engineers, environmental scientists, and economists must develop an *ecosystem for sustainable computing* with rigorous, transformative solutions to computing’s carbon problem, responding to the powerful call for action from Knowles et al. [33]: computing must end the “digital exceptionalism” that brushes aside its own carbon footprint because of the productivity and efficiency it provides to society.

Embodied carbon from semiconductor manufacturing is a major contributor to emissions [22, 32, 44], especially for mobile and embedded devices, due to high replacement rates and relatively low utilization. Nearly 75% of Apple’s corporate emissions are due to manufacturing [22]. Billions of devices are expected to come online by 2027, and their embodied carbon may approach one gigaton of CO₂ per year, exceeding commercial aviation’s footprint [44]. Moreover,

Acknowledgements. U.S. National Science Foundation Expeditions in Computing: Carbon Connect – An Ecosystem for Sustainable Computing.
Corresponding Authors. Benjamin C. Lee, University of Pennsylvania, leebcc@seas.upenn.edu; David Brooks, Harvard University, dbrooks@g.harvard.edu.

the largest semiconductor fabrication companies consume electricity on par with hyperscale datacenters (Fig-1) and will consume even more for advanced technology nodes that require extreme ultraviolet (EUV) lithography. Embodied carbon costs increase even further when accounting for the gases required by semiconductor manufacturing (Fig-2).

Operational carbon from powering computers is equally problematic. Over the next decade, annual ICT energy demand is projected to exceed 100 exajoules, reaching nearly 15% of the world’s energy production [48]. This explosive growth is driven by diverse applications such as AI, virtual spaces, Internet of Things, blockchains, *etc.* Electricity use at Google, Meta, and Microsoft grew at 25% per year from 2015 to 2021, nearly quadrupling over this period. In contrast, U.S. investments in renewable energy grew at only 7% per year (Fig-1). In 2021, hyperscale datacenters consumed an additional 19 TWh compared to 2020—nearly half of the 44 TWh of new renewable capacity that came online that year.

The Scale of the Challenge. To illustrate the scale and urgency of the challenge, here are some simple projections and derive quantitative targets that would be required to achieve a 45% reduction in ICT emissions by 2030 relative to a 2020 baseline. Our analysis of operational carbon highlights the essential role of renewable energy for computing. The U.S. Energy Information Administration (EIA) projects renewable energy growth will accelerate to 10% per year until 2030. If ICT energy demand were to remain constant at 2020 levels, the expected growth in renewables would reduce carbon by 36% by 2030 (Fig-3). Unfortunately, 0% ICT growth is an unrealistic scenario. Assuming more realistic 10% to 25% ICT energy growth per year, based on the Semiconductor Research Corporation’s decadal plan [48], the industry will need to uptake 1.7–1.9× more renewable energy than the U.S. average to meet the 45% reduction.

High percentage deployment of renewables presents its own set of challenges and opportunities. If renewable sources (primarily solar) account for more than 70% of electricity by the middle of the century, intra-day variability of energy generation will require changes to when and where computation might be performed. Sustainable datacenters must compute with carbon-free energy, delaying and boosting computation when supply is scarce and abundant, respectively, while still meeting strict demand response requirements. Otherwise, large renewable energy installations would have to be deactivated or curtailed during generation peaks with no matching consumption.

Our analysis of embodied carbon projects emissions from semiconductor fabrication in 2030. Fabs require large amounts of energy and incur high carbon costs. Although fabs could reduce their emissions by using carbon-free energy from renewable sources, at present, carbon-free electricity comprises a meager 6% of the total in Taiwan and South Korea, where a dominant fraction of chips are produced. Korea plans to raise the fraction of carbon-free energy to 20% of the total in 2030 and TSMC has made a corporate commitment to consume 40% renewable electricity in the same

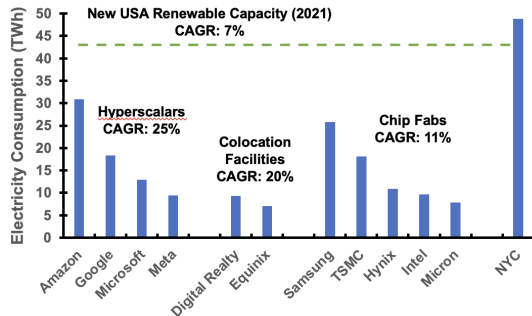


Fig. 1. Electricity usage (2021) for datacenter and fabrication facilities. CAGR growth: 2015 to 2021. Corporate sustainability reports, EIA, and [22].

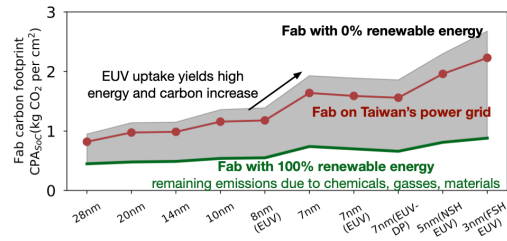


Fig. 2. Embodied carbon for semiconductor fabrication. Data from industry reports, device characterization [20].

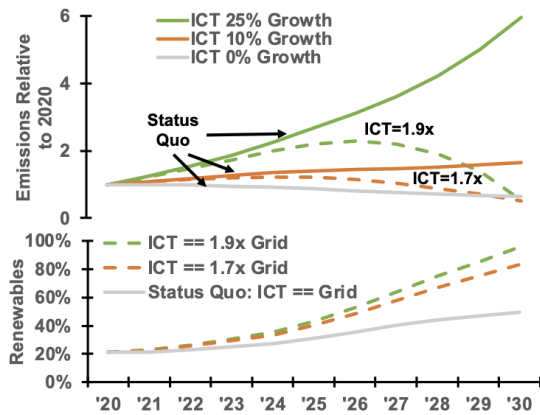


Fig. 3. Operational carbon reduction (45% by 2030) achieved via 1.7x higher uptake in ICT renewable electricity compared to the grid average.

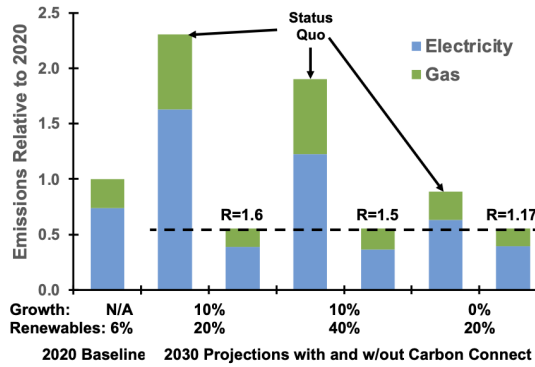


Fig. 4. Embodied carbon reduction target (45% by 2030) achieved with fab electricity growth/renewable scenarios and improving embodied carbon amortization via “reduce, reuse, recycle.”

year [2, 27]. Fig-4 presents three projections, considering what would happen if electricity consumption of fabs were to grow by 10% annually or 0%, and two scenarios for the fraction of renewables online by 2030, at 20% and 40%. Under status quo, even with 0% fab electricity growth, 20% renewables cannot reduce emissions by 45%, illustrated by the horizontal dotted line. This is partially due to gases (green portion) that comprise roughly 25% of total emissions but do not benefit from renewables (Fig-2). Reaching 45% reduction in carbon emissions by 2030 requires more aggressive and innovative measures.

The scale of the challenge is highlighted by the magnitude of the required solution. Consider strategies to mitigate embodied carbon, which arise from the three R’s of circular economy—reduce, reuse, and recycle. Let an “R-factor” estimate the extent to which these three R’s are needed to reduce embodied carbon by 45%. As an illustrative example, R=1.5 estimates the combined effect of reducing hardware procurement by 33%, reusing hardware 1.5× longer, and recycling 1.5× more hardware relative to 2020 levels. While different combinations are possible, parallel efforts to increase each of the three R’s are essential to approaching the 45% reduction target.

A Call to Action. We envision coordinated research thrusts that produce design and management strategies for sustainable, next-generation computer systems. These strategies must seek to flatten and then reverse growth trajectories for computing power and carbon for society’s most rapidly growing applications such as artificial intelligence and virtual spaces (Section 1). We will require accurate models for carbon accounting and reporting in computing technology (Section 2). For embodied carbon, we must re-think conventional design strategies – over-provisioned monolithic servers, frequent hardware refresh cycles, custom silicon – and adopt life-cycle design strategies that more effectively reduce, reuse and recycle hardware at scale (Section 3). For operational carbon, we must not only embrace renewable energy but also manage systems to use that energy more efficiently (Section 4). Finally, new hardware design and management strategies must be cognizant of economic policy and regulatory landscape, aligning private initiatives with societal goals (Section 5). Many of these broader goals will require computer scientists to develop deep, enduring collaborations with researchers in economics, law, and industrial ecology to spark changes in broader practice.

1 Driving Applications and Studies

Growth in data volumes and model complexity have sparked debate about environmental sustainability. Perspectives on sustainable computing differ due to diverse assumptions, measurements, and models. Some argue that operational carbon dominates, calling for energy-efficient systems and demand response scheduling. Others argue that solutions for operational carbon are known and embodied carbon from manufacturing is the more pressing challenge. We view disparate perspectives as a call for better measurement and modeling. We also argue for a holistic set of solutions that balance operational and embodied carbon as any single solution exhibits diminishing returns.

Artificial Intelligence (AI). Advances in AI capability have been enabled by massively scaling deep models and their training data [16, 54], which in turn impact sustainability [9, 51]. We need to benchmark AI’s carbon footprint for model development, training, and use. We must take an integrated hardware-software perspective as AI is in the midst of a hardware lottery: dominant models may not be fundamentally superior but rather are those that benefit most from hardware trends [26]. We must understand the net impact of custom hardware (*e.g.*, TPU [30]), which reduces operational carbon through energy efficiency but increases embodied carbon through semiconductor manufacturing.

AI must adapt to resource availability and system conditions. For sustainability, models must also adapt to diverse platforms, ensuring backward compatibility as we lengthen components’ refresh cycles and mitigate embodied carbon; we cannot simply deprecate models after three years and assume hardware updates. Models must adapt to platforms with varying degrees of programmability as architects transition from custom AI accelerators, for which fully amortizing embodied carbon is difficult, to more general ones. Finally, models must adapt for demand response, accounting for the availability of carbon-free compute across time.

Collectively, this research will need to reverse current trends and permit advanced AI with lower carbon. AI at Google accounts for 10–15% (1.5–2.3TWh) of its energy use [42]. Meta attributes 70% of its AI energy to inference, 20% to training, and 10% to development [57]. Studies for BLOOM’s 176B-parameter language model, a GPT-3 replica and ChatGPT predecessor, are also alarming. Training uses 433MWh (25T-CO₂e) [35]. Inference uses 914KWh (19kgs-CO₂e) per day, assuming 558 requests per hour. ChatGPT’s footprint could easily be 1000× higher, assuming one query from each of its 13M daily unique visitors in January 2023.

Virtual Spaces. Future virtual spaces will integrate disparate technologies — artificial intelligence, gaming, social networks — and introduce computational demands that are greater than the sum of their already significant parts. AI is essential to existing social media and will become even more so. Recommendation systems will rely less on social networks and more on AI to discover and rank content [21, 24, 56]. Generative AI will produce bots that serve as guides to the Internet. Enabling this experience at scale requires increasing throughput and decreasing latency for inference while managing carbon, a daunting task given the costs of today’s models.

Virtual spaces that provide immersive, richly rendered experiences will share attributes with cloud gaming, which evaluates game logic and renders frames using CPUs and GPUs in the datacenter. Cloud gaming requires high-resolution frames, high frame rates, and low latency. Virtual reality demands yet higher frame rates to avoid user disorientation. The gaming dimension produces interesting trade-offs between local and remote computation. Local compute on capable devices, such as VR headsets, increases embodied carbon, but remote compute at the datacenter increases operational carbon due to data movement. Shifting games from local compute on desktops, laptops, and consoles to remote compute in datacenters might increase total electricity use (summed at client and server) by up to 60%, 300%, and 200%, respectively [39].

2 Carbon Accounting

Effective carbon accounting is a prerequisite for sustainable computer system design and management but is exceptionally difficult for several reasons. First, embodied carbon models must account for increasingly complex semiconductor fabrication processes that are evolving for emerging technologies such as carbon nanotubes and photonic interconnect. Second, operational carbon must profile distributed energy use as computation draws on components that are physically distributed across machines. Most importantly, carbon accounting must be harmonized across the life cycle of computer systems and the industry’s many diverse participants, each with financial interests and intellectual property to guard.

Embodied Carbon. Computing’s embodied carbon is incurred during hardware manufacturing. We envision models that accommodate today’s increasingly heterogeneous systems as well as tomorrow’s circuits and devices. Models should account for emerging nanomaterials [7, 25, 47]. They should include beyond-CMOS and photonic devices [43, 53]. And they should account for advanced integration [8, 34, 47].

The manufacture of “new” technologies actually leverage many existing fabrication process flows. By mixing and matching steps in mature flows—lithography, metal and oxide deposition, etching, thermal annealing, *etc.*—models can estimate embodied carbon for flows not yet in production. For example, the first monolithic 3D process flow that integrates two layers of next-generation transistors (1D semiconductors) and two layers of RRAM was recently deployed in a commercial foundry, SkyWater [50]. The “new” process flow consisted of existing steps (albeit in a different order) with the exception of one new step for depositing 1D semiconductors on the wafer’s upper layers.

Operational Carbon. Computing’s operational carbon depends on the amount and carbon intensity of the energy consumed. We must design energy profilers for individual tasks, helping operators track energy usage and guide management. Telemetry requires significant compute, network, and storage resources, especially when tracking tens of thousands of tasks at fine timescales. System telemetry will be combined with grid telemetry, which details renewable energy generation across time to estimate electricity’s carbon intensity. The marginal emission rate, which quantifies the carbon intensity of the most recently activated generation source on the grid’s dispatch stack, may overstate operational carbon because datacenters often negotiate purchase agreements and receive renewable energy credits from their investments in wind and solar generation.

Carbon Attribution. Telemetry lays foundations for attribution, which assigns responsibility for carbon to individual tasks in a datacenter. A task’s operational carbon depends on fine-grained energy telemetry and assessments of shared datacenter overheads (*i.e.*, power usage effectiveness). A more subtle challenge arises when estimating a task’s share of embodied carbon for servers and datacenter infrastructure. Servers typically run co-located tasks and each task may use heterogeneous mixes of hardware that impact its share of embodied carbon. When a server idles, its embodied carbon is not associated with useful work yet must be attributed to tasks. Game theory and the Shapley value may provide frameworks for fair attribution [41].

Accounting and Validation. We require reliable, harmonized, and transparent carbon accounting methods for computer systems. Energy use and its emissions are verifiable through the EPA’s carbon intensity statistics for power plants and directly measured energy for hardware components. Estimating energy use for fabrication is more difficult but can leverage published sustainability reports and datasets. Carbon from chemical/fuel combustion during fabrication benefits from a good understanding of combustion chemistry. Carbon accounting often leverages life cycle assessment (LCA) methodologies and data. Open-source carbon models would lay the foundations for engaging broad stakeholders and improving LCA models and results [49]. Such efforts are far behind in computing but other industries have harmonized accounting to reduce the uncertainty associated with LCA modeling choices. For example, the EPA

and California both set standards to reduce life-cycle GHG emissions of fuels, using open-source LCA-based carbon accounting tools such as GREET [5] and OPGEE [10].

Risks. Accounting frameworks and models are only as good as the data they are applied to. Data for carbon intensity is supplied by public repositories for electricity grids (*e.g.*, US EIA). This data could be combined with public traces of datacenter computation (*e.g.*, Google [19], Azure [38], Alibaba [1]) to estimate operational carbon. Data for embodied carbon could be derived from first principles and from industrial datasets and publications. Open-sourcing carbon accounting frameworks creates transparency that may spur harmonized reporting from industry. Uncertainty will always exist in any model, but frameworks will show bounds for different possible futures.

3 Embodied Carbon Mitigation

Computing’s embodied carbon arises from the manufacture of systems. Chips have followed Moore’s Law, increasing chip functionality to lower costs of packaging and organizing chips into a system [40]. Chips now integrate tens of billions of transistors for not only CPU cores but also domain-specific co-processors and controllers for memory, IO, and more. Although datacenters once used commodity servers [6], it now uses expensive servers, each with tens of CPU cores, terabytes of DRAM, and multiple GPUs with their own high-bandwidth memory. It has become impossible for a datacenter and its users to fully utilize these capabilities and amortize embodied carbon from hardware manufacturing.

Embodied carbon is often viewed through the lens of a waste-management hierarchy, which enumerates and ranks mitigation strategies [52]. For example, there are several strategies for purchasing a car, and these can be ranked from most to least sustainable: (1) avoiding the vehicle purchase entirely, (2) reusing or extending the life of an existing vehicle, (3) repairing a vehicle that includes recycled components from other disassembled vehicles. More generally, society-wide efforts seek a more circular economy [11, 12]. Similar strategies are relevant to computing.

We must mitigate computation’s embodied carbon through interlocking reduce, reuse, and recycle strategies. **Reducing** hardware, decoupled systems will allow architects to manufacture, provision, and allocate precisely the mix of hardware required for application needs. **Reusing** hardware in these decoupled systems, operators can replace components based on individual technology advances or failure rates rather than based on the fastest evolving or least reliable component, thereby extending the hardware’s average tenure. Finally, **Recycling** hardware will require better instrumentation and health prediction to facilitate an efficient secondary market for components.

Reduce – Resource Disaggregation. We need modular design tools and strategies that decouple the provision of hardware functionality and tailor emerging technologies to reduce embodied carbon. Chip will benefit from heterogeneous integration, which manufactures chiplets with fine-grained functionality and combines them with fast interconnect [3, 8]. Chiplets are carbon-efficient because they manufacture precisely the required circuits and no more, reducing silicon area and improving manufacturing yield, which in turn reduces waste and carbon. Moreover, chiplets separate the manufacture of disparate capabilities—compute, memory, sensors—and use dedicated fabrication processes for each, reducing the number of process steps and associated carbon.

We also need datacenter-scale resource disaggregation, which organizes hardware into pools of network-attached components. Compute nodes offer many CPUs but little DRAM, whereas memory nodes offer the reverse. Disaggregation will require servers that can independently scale a specific hardware type. Heterogeneous integration will permit “lego-block” systems with custom core and memory configurations, better balancing the system and amortizing carbon. Such systems are more carbon-efficient than today’s servers, which provision many DRAMs for capacity but must also provision memory channels and processor sockets. For example, datacenter workloads often require high DRAM capacity but underutilize the bundled bandwidth and compute [36].

Reuse – Lifespan Extension. Enabling component reuse improves sustainability by amortizing embodied carbon over a longer lifespan. Today, the typical server lifetime is three years, after which the entire rack is replaced with new hardware. Networking equipment lifetimes are longer, five years for switches/routers and ten years for the fiber cable plant, but periodic and wholesale replacement is still standard.

Disaggregation will benefit life cycle management as separating the physical organization of resource types permits independent refresh and replacement. GPUs might refresh at a rate dictated by growing demands for AI workloads, whereas CPUs might refresh at a different rate tracking demand for general computation. Refresh based on individual technology advances or component failure rates rather than the fastest evolving or least reliable component will extend the datacenter’s average component lifetime.

Recycle – Secondary Markets. A secondary market for hardware disassembles systems into constituent components and sells them for a second life, further amortizing embodied carbon. Transparency and data are needed for market efficiency. For instance, heavily used processors from hyperscale datacenters will have very different resale values than lightly used processors from enterprise deployments. Thus, data must be curated by manufacturers, sellers, or third parties so that consumers can intelligently assign value to pre-owned hardware. For statistical analysis, we will design frameworks for registering hardware components and reporting their usage. This would significantly expand the scope of economic activity for the semiconductor industry. For example, manufacturers might move toward leased equipment, which is known to be more highly utilized (and thus carbon-efficient) than owned equipment.

Risks. One might argue that reducing, reusing, and recycling hardware runs counter to manufacturers’ financial incentives. Manufacturers earn more revenue by selling more components, a major risk to sustainable design. Two factors mitigate this risk. Contrary to the historical commoditization of hardware components, modern datacenter operators are large customers that can demand and influence custom hardware and features, including those that enhance infrastructure efficiency and sustainability. Moreover, when successful, our research will produce a robust secondary market that expects reliability and provenance akin to the demand for cars with higher resale values and clear maintenance records.

Others may question whether users would accept higher operational carbon from reused or recycled components. But these users could lower their life cycle carbon footprint and receive financial incentives like those found in ubiquitous, secondary markets for other capital equipment. Indeed, datacenter operators have tolerated less capable machines and greater operational complexity for financial reasons in the past (*e.g.* Google’s cluster with commodity servers [6]) and may do so for carbon in the future.

4 Operational Carbon Mitigation

Operational carbon is determined by how computing consumes energy. Hyperscale datacenters consume tens of terawatt-hours of electricity, and associated operational carbon doubled from 2017 to 2020 due to continued datacenter construction [22]. Mitigating this carbon requires datacenters that compute with carbon-free energy, delaying and boosting computation when supply is scarce and abundant, respectively. But such schedules challenge conventional wisdom [14] in which datacenters compute constantly at peak power to amortize costs of building the facility and provisioning its power.

Measuring power and estimating operational carbon requires advances in system telemetry. How DR uses these modes should depend on concise signals of carbon intensity rather than the intricacies of energy markets. DR will require infrastructure such as servers, energy storage, and renewable energy generation; for example, Meta has invested

in 5.8TW of renewable power and 180MWh of storage [37, 46]. We must also ensure reductions in operational carbon justify increases in embodied carbon.

Abstractions and Interfaces. We envision abstractions between the energy grid, datacenter operator, and datacenter users. Operators will interface with the grid, analyzing the dispatch stack, energy prices, and carbon intensity to set datacenter power budgets on an hourly basis based on sustainability objectives. Users and their jobs interface with the datacenter to receive power allocations without being exposed to the grid’s complexity. Each user must define their own mechanisms for modulating power and computing within its allocation.

The datacenter will receive information about energy supply through concise interfaces. One interface would communicate real-time prices that incentivize datacenters to modulate energy use. This scenario would efficiently match supply and demand, but departs from today’s contracts that charge based on the amount of provisioned power rather than actual use. And what prices are required to achieve the desired demand response? An alternative interface communicates carbon intensity rather than price. But this scenario assumes datacenters would modulate demand to reduce operational carbon without compensation. For these and other interfaces, we will explore how datacenter power budgets vary across time to reduce operational carbon.

Power Modulation. Each user must define and implement multiple operating modes that modulate power when required. Hardware mechanisms will rely on energy proportionality, the idea that power should rise and fall with workload. Energy-proportional hardware is difficult to design because most components have a significant fixed power cost (dissipated even at near-zero load). Decades of research have improved CPUs, but today’s datacenters deploy large memory systems and accelerators (GPUs, TPUs) that we will re-architect for energy proportionality. Memory will need new interfaces as today’s dissipate high fixed power to deliver high bandwidth. Accelerators will need better support for virtualization and resource sharing.

Software mechanisms will rely on approximate, degraded computing. For online services, Internet applications implement contingency plans for site events, ensuring varying degrees of service that depend on system availability and downtime. We will explore real-time system design and anytime algorithms to provide a smoother spectrum of quality-power trade-offs than permitted in today’s systems. This approach generalizes the search engine’s strategy of delivering the most relevant results within some allotted time. For batch workloads, we will deepen our exploration of computational sprinting [13], which allow parallel workloads to dynamically consume additional resources as power budgets permit.

Intelligent Decisions. We propose a cognitive stack [31], which permits the separation of concerns and clean abstractions. The stack organizes power management into a fast, low-level reactive layer that is vertically coupled to a strategic, high-level deliberative layer. An agent monitors local job performance and resource utilization, optimizing its power requests to achieve its performance goals while accounting for global datacenter conditions and competition from other agents. For example, the reactive policy adjusts an individual processor’s power mode in response to fine-grained program phases while the deliberative policy ensures each processor’s adjustment anticipates other processors’ policies and the datacenter’s broader sustainability, safety, and stability goals.

The cognitive stack leverages multi-agent game theory for dynamic decision making. Dynamism is important because computation exhibits time-varying behavior, and allocation decisions in the present should account for the past and anticipate the future. For example, consider a repeated game in which agents spend tokens for power. Each agent learns a policy for spending tokens, requesting power, and mapping power to datacenter resources. When carbon-free energy is scarce, the datacenter could offer more tokens to users that defer jobs or require more tokens from those who

compute. How should agents spend tokens to maximize long-term performance when allocations in one time period affect those in an uncertain future? How should the datacenter price power to achieve sustainability or DR goals?

Risks. Some might wonder whether DR will be necessary given how datacenter operators are investing in renewable energy. Today, net zero claims rely on wind/solar energy investments that offset datacenter energy use, but carbon-free energy is too often generated at times and places that do not align with when and where computation happens such that "net-zero" datacenters consume carbon-intensive energy in many hours of the year.

Others might wonder whether DR already exists. Today's narrow solutions focus on stability, requesting reduced use to avoid rare power emergencies, but even these suffer from incentive problems [55]. Researchers have studied how datacenters could participate in DR using simplifying assumptions (e.g., 20% of power is consumed by batch jobs, deferrable within a 24-hour window without loss of utility) [18, 45, 55], but these solutions have limited scope.

5 Energy Economics

Economics and policy shape the solution space for carbon-efficient computing. Governments might implement carbon trading or incentives for low-carbon energy. The private sector might implement offset programs, leading to renewable energy purchase agreements and credits. Future demand response frameworks will require sophisticated markets that price electricity at its true social marginal cost and incentivize users to schedule computation accordingly. Although there is extensive literature on low-carbon policies for other industries [4], economic analysis of policies specifically aimed at computing is relatively unexplored. In the near term, industry will benefit from policy-induced incentives when investing in renewable energy supply (e.g., renewable energy certificates). But as supply grows, industry must be able to monetize its flexibility in energy demand. Datacenters are often the largest consumers on the grid and we will study how their locally optimized decisions for net zero operations will affect other consumers and impact society.

Economics and policy shape the solution space for carbon-efficient computing. Governments might implement policy for carbon trading or energy incentives. The private sector might implement offset programs, leading to renewable energy purchase agreements and credits. Future demand response frameworks rely on incentives, which require sophisticated markets. Although there is extensive literature on low-carbon policies for other industries [4], economic analysis for computing is relatively unexplored. In the near term, industry will receive credit when investing in renewable energy supply. But as supply grows, industry must respond to and receive credit for flexibility in their energy demand. Datacenters are often the largest consumers on the grid and we will study how their locally optimized decisions for net zero operations will affect other consumers and impact society. Furthermore, we will study how improved sustainability impact demand for computing.

Given an unpriced environmental externality [23], such as carbon, one might ask whether society is computing too much. What is the optimal amount of computing for society? Will more efficient algorithms and systems lead to so much demand for new computing applications that overall carbon will increase [29]? The Jevons Paradox states increased efficiency may not reduce demand for energy in the long run (and may even increase it). Prior research suggests, as a technology becomes more efficient, its use increases and produces rebound effects that range from 10% to 40%, reducing but not eliminating energy savings [17]. But there has been no study of these effects for computing.

We will estimate three types of rebound effects as technological efficiency lowers operating costs. First, direct effects arise when lower costs increase use of the technology. Datacenters likely exhibit strong direct effects as operators provision hardware to maximally use provisioned power [14]; more efficient processors lead to datacenters with more processors. Second, indirect effects arise when lower costs increase use of other technologies. Quantifying indirect effects requires understanding substitutability and complementarity between hardware components, which in turn

depend on hardware capacity translates into software performance; more efficient processors may lead to datacenters with more memory as well. Finally, macroeconomic effects arise when lower costs encourage technology use for new applications. Efficient processors may scale the use of large language models for everyday tasks (e.g., search queries) rather than niche tasks (e.g., playing games).

6 Conclusion

Addressing the sustainability challenge requires a broad community. By redefining the way researchers in computing consider environmental sustainability, researchers will establish new standards for carbon accounting in the computing industry, thereby influencing future energy policy and legislation. An interdisciplinary community of researchers dedicated to sustainable computing is needed to train the next generation of innovators in the combined fields of computer science, electrical engineering, industrial ecology, and energy policy. Academic-industry partnerships are needed to accelerate the adoption of sustainable computing practices.

The research community must seek coordinated solutions to reduce the carbon footprint of information and communication technology by 45% within the next decade. These solutions must include methods transparent, accurate carbon accounting. They must include strategies for carbon-efficient system design, intelligent power management, and hardware life cycle management. And they must lead to infrastructure that supports rapidly growing capabilities and applications such as artificial intelligence. A shift towards sustainability could spark a transformation in how computer systems are manufactured, allocated, and consumed, thereby establishing foundations for a future of continued advances in high-performance, sustainable computing.

References

- [1] Cluster data collected for production clusters in alibaba for cluster management research. <https://github.com/alibaba/clusterdata>. [Online; accessed 25-Mar-2023].
- [2] TSMC Research Areas / Memory. <https://research.tsmc.com/page/memory/4.html>.
- [3] Universal Chiplet Interconnect express (UCIe). <https://www.uciexpress.org/>.
- [4] J. Abrell, M. Kosch, and S. Rausch. Carbon abatement with renewables: Evaluating wind and solar subsidies in Germany and Spain. *Journal of Public Economics*, 169:172–202, 2019.
- [5] Argonne National Laboratory. Greet. <https://greet.es.anl.gov>, 2022. [Online; accessed 30-May-2022].
- [6] L. Barroso, J. Dean, and U. Holzle. Web search for a planet: The google cluster architecture. *IEEE Micro*, 23(2):22–28, 2003.
- [7] A. Belmonte, H. Oh, N. Rassoul, G. Donadio, J. Mitard, H. Dekkers, R. Delhougne, S. Subhechha, A. Chasin, M. J. van Setten, L. Kljucar, M. Mao, H. Puliyalil, M. Pak, L. Teugels, D. Tsvetanova, K. Banerjee, L. Souriau, Z. Tokei, L. Goux, and G. S. Kar. Capacitor-less, long-retention (>400s) dram cell paving the way towards low-power and high-density monolithic 3d dram. In *2020 IEEE International Electron Devices Meeting (IEDM)*, pages 28.2.1–28.2.4, 2020.
- [8] P. Coudrain, J. Charbonnier, A. Garnier, P. Vivet, R. Vélard, A. Vinci, F. Ponthenier, A. Farcy, R. Segaud, P. Chausse, L. Arnaud, D. Lattard, E. Guthmuller, G. Romano, A. Gueugnot, F. Berger, J. Beltritti, T. Mourier, M. Gottardi, S. Minoret, C. Ribière, G. Romero, P.-E. Philip, Y. Exbrayat, D. Scevola, D. Campos, M. Argoud, N. Allouti, R. Eleouet, C. Fuguet Tortolero, C. Aumont, D. Dutoit, C. Legalland, J. Michailos, S. Chéramy, and G. Simon. Active interposer technology for chiplet-based advanced 3D system architectures. *IEEE 69th Electronic Components and Technology Conference (ECTC)*, pages 569–578, 2019.
- [9] J. Dodge, T. Prewitt, R. Tachet des Combes, E. Odmark, R. Schwartz, E. Strubell, A. S. Luccioni, N. A. Smith, N. DeCario, and W. Buchanan. Measuring the carbon intensity of ai in cloud instances. In *2022 ACM Conference on Fairness, Accountability, and Transparency, FAccT '22*, page 1877–1894, New York, NY, USA, 2022. Association for Computing Machinery.
- [10] H. M. El-Houjeiri, A. R. Brandt, and J. E. Duffy. Open-source LCA tool for estimating greenhouse gas emissions from crude oil production using field characteristics. *Environmental science & technology*, 47 11:5998–6006, 2013.
- [11] Ellen MacArthur Foundation. Circular consumer electronics: An initial exploration. <https://ellenmacarthurfoundation.org/circular-consumer-electronics-an-initial-exploration>. [Online; accessed 23-Mar-2023].
- [12] Ellen MacArthur Foundation. Circular economy introduction. <https://ellenmacarthurfoundation.org/topics/circular-economy-introduction/overview>. [Online; accessed 23-Mar-2023].
- [13] S. Fan, S. Zahedi, and B. Lee. The computational sprinting game. In *ASPLOS*, 2016.

- [14] X. Fan, W.-D. Weber, and L. Barroso. Power provisioning for a warehouse scale computer. In *ISCA*, 2007.
- [15] C. Freitag, M. Berners-Lee, K. Widdicks, B. Knowles, G. S. Blair, and A. Friday. The real climate and transformative impact of ict: A critique of estimates, trends, and regulations. *Patterns*, 2(9), 2021.
- [16] B. Ghorbani, O. Firat, M. Freitag, A. Bapna, M. Krikun, X. Garcia, C. Chelba, and C. Cherry. Scaling laws for neural machine translation. In *International Conference on Learning Representations*, 2022.
- [17] K. Gillingham, D. Rapson, and G. Wagner. The rebound effect and energy efficiency policy. *Review of Environmental Economics and Policy*, 10(1), 2016.
- [18] I. n. Goiri, W. Katsak, K. Le, T. D. Nguyen, and R. Bianchini. Parasol and greenswitch: Managing datacenters powered by renewable energy. In *Proceedings of the Eighteenth International Conference on Architectural Support for Programming Languages and Operating Systems*, 2013.
- [19] Google. Borg cluster traces from Google. <https://github.com/google/cluster-data>. [Online; accessed 25-Mar-2023].
- [20] U. Gupta, M. Elgamal, G. Hills, G.-Y. Wei, H.-H. S. Lee, D. Brooks, and C.-J. Wu. Act: Designing sustainable computer systems with an architectural carbon modeling tool. In *ISCA*, 2022.
- [21] U. Gupta, S. Hsia, V. Saraph, B. Reagen, G.-Y. Wei, H.-S. Lee, D. Brooks, and C. Wu. Deeprecsys: A system for optimizing end-to-end at-scale neural recommendation inference. In *ISCA*, 2020.
- [22] U. Gupta, Y. G. Kim, S. Lee, J. Tse, H. H. S. Lee, G.-Y. Wei, D. Brooks, and C. J. Wu. Chasing carbon: The elusive environmental footprint of computing. In *HPCA*, 2021.
- [23] G. Hardin. The tragedy of the commons. *Science*, 162(3859):1243–1248, 1968.
- [24] K. Hazelwood, S. Bird, D. Brooks, S. Chintala, U. Diril, D. Dzhulgakov, M. Fawzy, B. Jia, Y. Jia, A. Kalro, J. Law, K. Lee, J. Lu, P. Noordhuis, M. Smelyanskiy, L. Xiong, and X. Wang. Applied machine learning at facebook: A datacenter infrastructure perspective. In *2018 IEEE International Symposium on High Performance Computer Architecture (HPCA)*, pages 620–629, 2018.
- [25] G. Hills, M. Garcia-Bardón, G. Doornbos, D. Yakimets, P. Schuddinck, R. Baert, D. Jang, L. Mattii, S. M. Y. Sherazi, D. Rodopoulos, R. Ritzenthaler, C.-S. Lee, A. V.-Y. Thean, I. Radu, A. Spessot, P. Debacker, F. Catthoor, P. Raghavan, M. Shulaker, H.-S. P. Wong, and S. Mitra. Understanding Energy Efficiency Benefits of Carbon Nanotube Field-Effect Transistors for Digital VLSI. *IEEE Transactions on Nanotechnology*, 17(6):1259–1269, September 2018.
- [26] S. Hooker. The hardware lottery. *Commun. ACM*, 64(12):58–65, 2021.
- [27] International Energy Agency. Korea 2020; Energy Policy Review. <https://www.iea.org/reports/korea-2020>. [Online; accessed 25-Mar-2023].
- [28] ITU-T. Greenhouse gas emissions trajectories for the information and communication technology sector compatible with the unfccc paris agreement. <https://handle.itu.int/11.1002/1000/14084>, 2020. [Online; accessed 23-Mar-2023].
- [29] W. Jevons. *The Coal Question*. Macmillan and Company, London, 1866.
- [30] N. P. Jouppi, C. Young, N. Patil, D. Patterson, G. Agrawal, R. Bajwa, S. Bates, S. Bhatia, N. Boden, A. Borchers, R. Boyle, P.-I. Cantin, C. Chao, C. Clark, J. Coriell, M. Daley, M. Dau, J. Dean, B. Gelb, T. V. Ghaemmaghami, R. Gottipati, W. Gulland, R. Hagmann, C. R. Ho, D. Hogberg, J. Hu, R. Hundt, D. Hurt, J. Ibarz, A. Jaffey, A. Jaworski, A. Kaplan, H. Khaitan, D. Killebrew, A. Koch, N. Kumar, S. Lacy, J. Laudon, J. Law, D. Le, C. Leary, Z. Liu, K. Lucke, A. Lundin, G. MacKean, A. Maggiore, M. Mahony, K. Miller, R. Nagarajan, R. Narayanaswami, R. Ni, K. Nix, T. Norrie, M. Omernick, N. Penukonda, A. Phelps, J. Ross, M. Ross, A. Salek, E. Samadiani, C. Severn, G. Sizikov, M. Snellman, J. Souter, D. Steinberg, A. Swing, M. Tan, G. Thorson, B. Tian, H. Toma, E. Tuttle, V. Vasudevan, R. Walter, W. Wang, E. Wilcox, and D. H. Yoon. In-datacenter performance analysis of a tensor processing unit. In *Proceedings of the 44th Annual International Symposium on Computer Architecture*, ISCA '17, page 1–12, New York, NY, USA, 2017. Association for Computing Machinery.
- [31] D. Kahneman. *Thinking fast and slow*. Farrar Strauss and Giroux, 2011.
- [32] D. Kline, N. Parshook, X. Ge, E. Brunvand, R. Melhem, P. K. Chrysanthis, and A. K. Jones. Greenchip: A tool for evaluating holistic sustainability of modern computing systems. *Sustainable Computing: Informatics and Systems*, 22:322–332, 2019.
- [33] B. Knowles, K. Widdicks, G. Blair, M. Berners-Lee, and A. Friday. Our house is on fire. *Commun. ACM*, 65(6):38–40, may 2022.
- [34] J. Lau. Recent advances and trends in advanced packaging. *IEEE Transactions on Components, Packaging and Manufacturing Technology*, 2022.
- [35] A. S. Luccioni, S. Viguier, and A.-L. Ligozat. Estimating the carbon footprint of bloom, a 176b parameter language model, 2022.
- [36] K. Malladi, F. Nothaft, K. Periyathambi, B. Lee, C. Kozyrakis, and M. Horowitz. Towards energy-proportional datacenter memory with mobile DRAM. In *ISCA*, 2012.
- [37] Meta. 2021 corporate sustainability report, 2021.
- [38] Microsoft. Microsoft azure traces. <https://github.com/Azure/AzurePublicDataset>. [Online; accessed 25-Mar-2023].
- [39] E. Mills, N. Bourassa, L. Rainer, J. Mai, I. Vaino, C. Curtin, A. Shehabi, L. Desroches, and N. Mills. A plug-loads game changer: Computer gaming energy efficiency without performance compromise. Technical report, California Energy Commission, 2019.
- [40] G. Moore. Cramming more components onto integrated circuits. *Electronics Magazine*, 1965.
- [41] H. Moulin. *Fair division and collective welfare*. MIT Press, 2004.
- [42] D. Patterson, J. Gonzalez, U. Hölzle, Q. Le, C. Liang, L.-M. Munguia, D. Rothchild, D. R. So, M. Texier, and J. Dean. The carbon footprint of machine learning training will plateau, then shrink. *Computer*, 55(7):18–28, 2022.
- [43] L. Pentecost, M. Donato, B. Reagen, U. Gupta, S. Ma, G.-Y. Wei, and D. Brooks. Maxnvm: Maximizing dnn storage density and inference efficiency with sparse encoding and error mitigation. In *Proceedings of the 52Nd Annual IEEE/ACM International Symposium on Microarchitecture*, pages 769–781, 2019.

- [44] T. Pirson and D. Bol. Assessing the embodied carbon footprint of iot edge devices with a bottom-up life-cycle approach. *Journal of Cleaner Production*, 322:128966, 2021.
- [45] A. Radovanović, R. Koningstein, I. Schneider, B. Chen, A. Duarte, B. Roy, D. Xiao, M. Haridasan, P. Hung, N. Care, S. Talukdar, E. Mullen, K. Smith, M. Cottman, and W. Cirne. Carbon-aware computing for datacenters. *IEEE Transactions on Power Systems*, 38(2):1270–1280, 2023.
- [46] RTI International. Facebook’s U.S. renewable energy. *Impact Study*, 2021.
- [47] M. Sabry Aly, T. Wu, A. Bartolo, Y. Malviya, W. Hwang, G. Hills, I. Markov, M. Wooters, M. Shulaker, H.-S. P. Wong, and S. Mitra. The N3XT Approach to Energy-Efficient Abundant-Data Computing. *Proceedings of the IEEE*, 107(1):19–48, December 2018.
- [48] Semiconductor Research Corporation. The decadal plan for semiconductors, April 2021.
- [49] S. Sleep, Z. Dadashi, Y. Chen, A. R. Brandt, H. L. MacLean, and J. A. Bergerson. Improving robustness of LCA results through stakeholder engagement: A case study of emerging oil sands technologies. *Journal of Cleaner Production*, 281:125277, 2021.
- [50] T. Srimani, G. Hills, M. Bishop, C. Lau, P. Kanhaiya, R. Ho, A. Amer, M. Chao, A. Yu, A. Wright, A. Ratkovich, D. Aguilar, A. Bramer, C. Cecman, A. Chov, G. Clark, G. Michaelson, M. Johnson, K. Kelley, P. Manos, K. Mi, U. Suriono, S. Vuntangboon, H. Xue, J. Humes, S. Soares, B. Jones, S. Burack, Arvind, A. Chandrakasan, B. Ferguson, M. Nelson, and M. M. Shulaker. Heterogeneous Integration of BEOL Logic and Memory in a Commercial Foundry: Multi-Tier Complementary Carbon Nanotube Logic and Resistive RAM at a 130 nm node. *2020 Symposium on VLSI Technology Digest of Technical Papers*, 2020.
- [51] E. Strubell, A. Ganesh, and A. McCallum. Energy and policy considerations for deep learning in NLP. In *Proceedings of the 57th Annual Meeting of the Association for Computational Linguistics*, pages 3645–3650, Florence, Italy, July 2019. Association for Computational Linguistics.
- [52] US Environmental Protection Agency. National recycling strategy: Part one of a series on building a circular economy for all. <https://www.epa.gov/system/files/documents/2021-11/final-national-recycling-strategy.pdf>, 2021. [Online; accessed 21-Mar-2023].
- [53] C. Wang, M. Zhang, X. Chen, M. Bertrand, A. Shams-Ansari, S. Chandrasekhar, P. Winzer, and M. Lončar. Integrated lithium niobate electro-optic modulators operating at CMOS-compatible voltages. *Nature*, 562(7725):101–104, 2018.
- [54] J. Wei, Y. Tay, R. Bommasani, C. Raffel, B. Zoph, S. Borgeaud, D. Yogatama, M. Bosma, D. Zhou, D. Metzler, E. H. Chi, T. Hashimoto, O. Vinyals, P. Liang, J. Dean, and W. Fedus. Emergent abilities of large language models. *Transactions on Machine Learning Research*, 2022. Survey Certification.
- [55] A. Wierman, Z. Liu, I. Liu, and H. Mohsenian-Rad. Opportunities and challenges for data center demand response. In *International Green Computing Conference*, pages 1–10, 2014.
- [56] C.-J. Wu, D. Brooks, K. Chen, D. Chen, S. Choudhury, M. Dukhan, K. Hazelwood, E. Isaac, Y. Jia, B. Jia, T. Leyvand, H. Lu, Y. Lu, L. Qiao, B. Reagen, J. Spisak, F. Sun, A. Tulloch, P. Vajda, X. Wang, Y. Wang, B. Wasti, Y. Wu, R. Xian, S. Yoo, and P. Zhang. Machine learning at facebook: Understanding inference at the edge. In *2019 IEEE International Symposium on High Performance Computer Architecture (HPCA)*, pages 331–344, 2019.
- [57] C.-J. Wu, R. Raghavendra, U. Gupta, B. Acun, N. Ardalani, K. Maeng, G. Chang, F. A. Behram, J. Huang, C. Bai, M. Gschwind, A. Gupta, A. Melnikov, S. Candido, D. Brooks, G. Chauhan, B. Lee, H.-H. S. Lee, B. Akyildiz, M. Balandat, J. Spisak, R. Jain, M. Rabbat, and K. Hazelwood. Sustainable AI: Environmental implications, challenges, and opportunities. In *MLSys*, 2022.