
Annotation-Efficient Preference Optimization for Language Model Alignment

Yuu Jinnai
CyberAgent
Tokyo, Japan

jinnai_yu@cyberagent.co.jp

Ukyo Honda
CyberAgent
Tokyo, Japan

honda_ukyo@cyberagent.co.jp

Abstract

Preference optimization is a standard approach to fine-tuning large language models to align with human preferences. The quality, diversity, and quantity of the preference dataset are critical to the effectiveness of preference optimization. However, obtaining a large amount of high-quality and diverse preference annotations is difficult in many applications. This raises the question of how to use the limited annotation budget to create an effective preference dataset. To this end, we propose Annotation-Efficient Preference Optimization (AEPO). Instead of exhaustively annotating preference over all available response texts, AEPO selects a subset of responses that maximizes quality and diversity from the available responses, and then annotates preference over the selected ones. In this way, AEPO focuses the annotation budget on labeling preference over a smaller subset of responses with diversity and of high quality. We evaluate the performance of Direct Preference Optimization (DPO) using AEPO and show that it outperforms models trained using a standard DPO with the same annotation budget. Our code is available at <https://github.com/CyberAgentAILab/annotation-efficient-po>.

1 Introduction

Large Language Models (LLMs) trained on massive datasets are capable of solving a variety of tasks in natural language understanding and generation [8, 68, 69, 92]. However, they have been shown to generate texts containing toxic, untruthful, biased, and harmful outputs [3, 11, 35, 43, 59, 92]. Language model alignment aims to address these issues by guiding LLMs to generate responses that aligns with human preferences, steering them to generate responses that are informative, harmless, and helpful [3, 16, 87, 118].

The most common strategies to align an LLM are Reinforcement learning from human feedback (RLHF) and Direct Preference Optimization (DPO) [69, 72, 87]. RLHF and DPO use the human preference dataset to train a reward model or a language model directly. The performance of these algorithms is highly dependent on the choice of the preference dataset. However, building a human preference dataset requires human annotations, which are expensive to collect. Thus, the main bottleneck in building a preference dataset is the annotation cost.

A large number of works have investigated the synthesis of preference data using a powerful LLM (e.g., GPT-4) to distill the knowledge of human preferences [19, 20, 22, 39, 55, 60, 66, 99]. However, human preferences are known to be diverse and pluralistic, and they are unlikely to be represented by the opinion of a single model [10, 12, 50, 51, 71, 73, 80, 85, 86, 95, 101, 117]. Several papers have pointed out that LLMs may exhibit bias toward aligning with people from a particular background [1, 67, 77]. For example, Cao et al. [10] reports that ChatGPT has a strong alignment with American culture, but adapts less effectively to other cultural contexts. In addition to cultural biases, previous work suggests that even a highly capable model (e.g., GPT-4) still has biases such as length bias

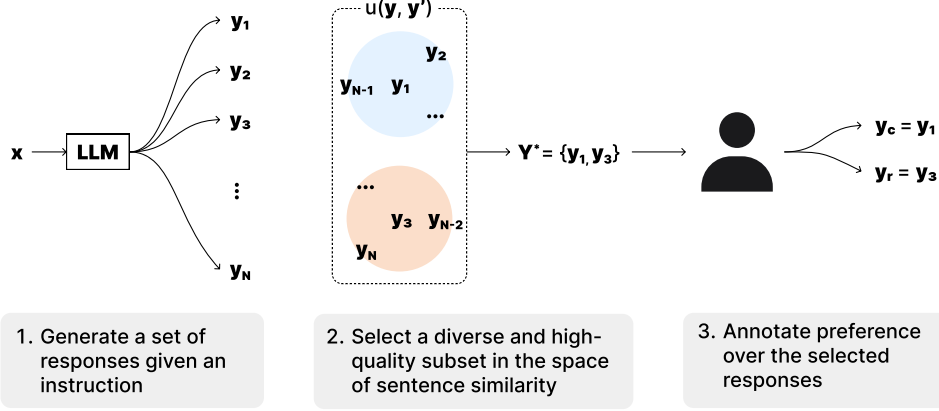


Figure 1: Annotation-Efficient Preference Optimization (AEPO) is a process for generating a preference dataset with diverse and high-quality responses with fewer annotations. See Section 3 for details. Here we set $k = 2$ and select two responses from the generated responses to annotate.

[23, 44], style bias [36], and positional bias [114]. Thus, human annotation is desirable to align and personalize an LLM with diverse and unbiased human preferences [34, 45, 50]. The efficiency of annotation is critical to making LLMs accessible and useful to people from diverse backgrounds, who may have only a small amount of preference feedback data to work with.

The question is how to generate an effective preference dataset with a limited annotation budget. Previous work has shown that the following three features are desirable for a preference dataset to be effective [60, 62]:

1. *Quantity and Diversity of instructions.* Quantity and diversity of the instructions are desirable [2, 9, 20, 33, 39, 96, 99, 104, 107, 110].
2. *Quality of responses.* Higher quality responses is desirable [14, 19, 62, 66, 97].
3. *Diversity of responses.* A set of responses with higher diversity is desirable [19, 64, 83, 107].

To achieve all three desiderata with a limited annotation budget, it is desirable to annotate preference over diverse and high quality responses with a minimum amount of annotation required per instruction.

To this end, we propose **Annotation-Efficient Preference Optimization (AEPO)**, a preference optimization with a preprocessing step on the preference dataset to reduce the required amount of annotation (Figure 1). Instead of annotating the preference over all N responses, AEPO selects $k (< N)$ responses from N responses. We deploy a sophisticated method to select a set of response texts with high diversity and quality. It then annotates the preference for the selected k responses. In this way, AEPO uses all N samples to select a subset of responses with high diversity and quality, while requiring only an annotation over a subset of responses.

The strength of AEPO is threefold (Table 1). First, it is applicable to human feedback data. Compared to Reinforcement Learning from AI Feedback (RLAIF) [55], our approach can be applied to both human and AI feedback. RLAIF is a scalable approach in terms of both instructions and annotations, but it is known that the feedback from existing language models is biased in various ways [10, 23, 36, 44, 114]. Second, it is scalable with additional computational resources. By generating larger amount of responses, AEPO can find more diverse and higher quality responses to annotate, resulting in more effective preference dataset with a fixed amount of annotation (Figure 2). Third, it requires less annotation to generate an effective preference dataset. Unlike an exhaustive annotation strategy which requires a large annotation effort (e.g., West-of-N strategy [70, 100, 106]), AEPO can reduce the annotation cost through the subsampling process.

We evaluate the performance of DPO using AEPO on the AlpacaFarm, Anthropic’s Helpfulness, and Anthropic’s Harmlessness datasets [3, 22]. With a fixed annotation budget, we observe that the performance of vanilla DPO degrades as the number of responses per instruction increases above a certain threshold. In contrast, AEPO improves with a larger number of responses and outperforms vanilla DPO on AlpacaFarm and Anthropic’s Harmlessness dataset. Our ablation study

Table 1: Comparison of annotation strategies for preference dataset.

Preference dataset	Human feedback	Scalable	Annotation-efficient
Human feedback	✓	✗	✗
RLAIF [55]	✗	✓	✓
West-of-N [70]	✓	✓	✗
AEPO	✓	✓	✓

on AlpacaFarm shows that AEPO achieves higher performance with varying LoRA hyperparameters and loss functions (Appendix B). The result shows that AEPO can scale the performance of preference learning with a larger number of computations, even under a fixed number of annotations.

AEPO improves the diversity and the quality of the responses of the preference dataset (Figure 3). The experimental result shows that both diversity and quality are important for the responses to be effective for preference optimization.

2 Background

In this section, we describe the RLHF and DPO and review how the preference datasets are constructed for these algorithms.

2.1 Preference Optimization

Let \mathcal{D}_p be a pairwise preference dataset $\mathcal{D}_p = \{(x, y_c, y_r)\}$, where x is an instruction, y_c is the chosen response, and y_r is the rejected response, that is, y_c is preferred to y_r . Reinforcement Learning from Human Feedback (RLHF) uses a reward function $R(x, y)$ learned from \mathcal{D}_p to train an SFT model π_{ref} [3, 69, 87, 115]. Typically, the RL process is formulated as the following optimization problem:

$$\pi_{\text{RLHF}} = \arg \max_{\pi} \mathbb{E}_{x \sim \mathcal{D}_p} \mathbb{E}_{y \sim \pi(y|x)} [R(x, y)] - \beta \mathbb{D}_{\text{KL}}[\pi(\cdot|x) || \pi_{\text{ref}}(\cdot|x)], \quad (1)$$

where β is a hyperparameter that controls the proximity to the SFT model π_{ref} . Since the objective is not differentiable, reinforcement learning algorithms are used for optimization.

Direct Preference Optimization (DPO) trains the language model to directly align with the human preference data over the responses without using reward models [72]. Although DPO is based on supervised learning rather than reinforcement learning, it uses essentially the same loss function as RLHF under the Bradley-Terry model [7]. The objective function of the DPO is the following:

$$\pi_{\text{DPO}} = \arg \max_{\pi} \mathbb{E}_{(x, y_c, y_r) \sim \mathcal{D}_p} [\log \sigma(\beta \log \frac{\pi(y_c|x)}{\pi_{\text{ref}}(y_c|x)} - \beta \log \frac{\pi(y_r|x)}{\pi_{\text{ref}}(y_r|x)})], \quad (2)$$

where σ is the sigmoid function.

2.2 Preference Dataset

The performance of preference optimization largely depends on the choice of the preference dataset \mathcal{D}_p . Existing approaches explore the use of high-performance models (e.g., GPT-4) to synthesize high-quality instructions, responses, and preference feedback [19, 20, 39, 60, 66, 99]. It is also shown to be useful to use the training model itself to synthesize a preference dataset [37, 63, 96].

Several papers have investigated annotation-efficient learning by reducing the number of instructions rather than synthesizing more [18, 78]. Su et al. [88] suggested selecting examples to annotate from a pool of unlabeled data to improve the efficiency of in-context learning. Zhou et al. [116] shows that fine-tuning a model with carefully selected and authored instructions can improve performance. Chen et al. [14] points out that public instruction datasets contain many low-quality instances and proposes a method to filter out low-quality data, resulting in more efficient fine-tuning.

Regarding the selection of the response texts, several works have proposed to use the **West-of-N (WoN) strategy** [70, 100, 106]. The WoN strategy randomly samples N responses $\{y_i\}_{i=1}^N$ for each instruction x . Then, it annotates the preference scores *over all N responses*. The response with the

Algorithm 1 Annotation-Efficient Preference Optimization (AEPO)

Input: A set of pairs of an instruction and a set of N responses $\mathcal{D} = \{(x, \{y_i\}_{i=1}^N)\}$, a preference annotator R , and an annotation budget per instruction k

```
1:  $\mathcal{D}_{AE} = \emptyset$ 
2: for  $(x, \{y_i\}_{i=1}^N) \in \mathcal{D}$  do
3:    $Y^* \leftarrow \arg \max_{Y \subseteq \{y_i\}_{i=1}^N, |Y|=k} \sum_{y \in Y} \left( \frac{1}{N} \sum_{y' \in \{y_i\}_{i=1}^N \setminus \{y\}} u(y, y') \right) + \lambda d(Y)$ 
4:    $y_c \leftarrow \arg \max_{y \in Y^*} R(x, y)$ 
5:    $y_r \leftarrow \arg \min_{y \in Y^*} R(x, y)$ 
6:    $\mathcal{D}_{AE} \leftarrow \mathcal{D}_{AE} \cup \{(x, y_c, y_r)\}$ 
7: end for
8: return  $\mathcal{D}_{AE}$ 
```

highest preference is labeled as chosen (win) y_c and the one with the lowest preference is labeled as rejected (lose) y_r :

$$y_c \leftarrow \arg \max_{y \in \{y_i\}_{i=1}^N} R(x, y), \quad y_r \leftarrow \arg \min_{y \in \{y_i\}_{i=1}^N} R(x, y). \quad (3)$$

The strategy is shown to be more efficient than random sampling with the same number of instructions. However, it requires N annotations per instruction to run, making it inapplicable when the annotation budget is limited.

3 Annotation-Efficient Preference Optimization (AEPO)

We propose Annotation-Efficient Preference Optimization (AEPO), a method for efficiently learning preferences from a large number of responses *with a limited budget on preference annotations* (Figure 1). The procedure of AEPO is described in Algorithm 1. We assume that a set of N responses is available for each instruction: $\mathcal{D} = \{(x, \{y_i\}_{i=1}^N)\}$. Instead of annotating the preference over all responses in $\{y_i\}_{i=1}^N$, AEPO subsamples k responses (e.g., $k = 2$) with high diversity and quality (line 3). Then, it deploys the WoN strategy (Eq. 3) on the subsampled subset of responses Y^* instead of all N responses $\{y_i\}_{i=1}^N$. It annotates the preference over Y^* to select the best and the worst responses as the chosen and the rejected responses, respectively (lines 4, 5). In this way, we can allocate the annotation budget only to labeling diverse and high-quality responses. AEPO achieves to build a preference dataset with diverse and high-quality responses using small amount of annotation effort, which is exactly the characteristics desired for preference annotation methodology we discussed in Section 1.

The performance of AEPO is highly dependent on how we subsample a subset Y from the candidate set of responses $\{y_i\}_{i=1}^N$. We choose the subset Y that maximizes the Diverse Minimum Bayes Risk (DMBR) objective [49]:

$$Y^* \leftarrow \arg \max_{\substack{Y \subseteq \{y_i\}_{i=1}^N \\ |Y|=k}} \sum_{y \in Y} \left(\frac{1}{N} \sum_{y' \in \{y_i\}_{i=1}^N \setminus \{y\}} u(y, y') \right) + \lambda d(Y), \quad (4)$$

where $u(y, y')$ is a similarity between the two sentences.

DMBR is the state-of-the-art algorithm for generating a set of diverse and high-quality outputs [49]. It is shown to be effective in various directed text generation tasks including machine translation, text summarization, and image captioning. Using state-of-the-art methodology, AEPO can effectively select diverse and quality responses from the candidates.

The DMBR objective consists of two objectives. The first term $\sum_{y \in Y} \left(\frac{1}{N} \sum_{y' \in \{y_i\}_{i=1}^N \setminus \{y\}} u(y, y') \right)$ is the Minimum Bayes Risk (MBR) objective, which corresponds to the quality objective [52, 53]. Many works have shown that by maximizing the MBR objective, we can generate high quality texts in many directed text generation tasks [5, 25, 26, 29, 48, 58]. Therefore, by maximizing this objective, we expect to find high quality responses. The latter term $\lambda d(Y)$ is the diversity objective, with λ controlling the trade-off between quality and diversity. We follow Jinnaï et al. [49] and use the

following pairwise distance as the diversity metric $d(Y)$:

$$d(Y) = - \sum_{y \in Y} \sum_{y' \in Y \setminus \{y\}} \frac{1}{|Y|} u(y, y'). \quad (5)$$

where u is the same similarity function as the one used in the MBR objective.

We use the cosine similarity of the embedding by the ALL-MPNET-BASE-V2 sentence BERT model as the similarity function u of DMBR, as it has shown to be effective for a variety of sentence embedding tasks [74, 84].¹²

AEPO is applicable to any preference optimization method that uses a preference dataset with multiple responses per instruction. In our experiments in Section 4, we focus on DPO because of its effectiveness and efficiency in preference optimization.

4 Experiments

We evaluate the performance of AEPO on DPO using the AlpacaFarm dataset [22] and Anthropic’s hh-rlhf datasets.³⁴ We use mistral-7b-sft-beta (Mistral) [46, 93] as the language model to generate responses.⁵ We generate up to $N = 128$ responses per instruction with nucleus sampling ($p = 0.9$) [38]. The temperature of the sampling algorithm is set to 1.0 for all experiments. The number of subsampled responses is set to $k = 2$ and the diversity hyperparameter is set to $\lambda \in \{0.0, 0.5, 1.0, 2.0\}$. We evaluate DPO with the WoN strategy as a baseline. Since it uses $N/2$ times more annotations per instruction than AEPO with $k = 2$, we reduce the number of instructions for WoN to $2/N$ so that the number of required annotations is the same as for AEPO. Note that we assume that the cost of annotating the preference rank for N responses is linear in N . This assumption favors WoN because it becomes increasingly difficult to annotate preference rank over a larger set of options [31]. WoN and AEPO use the same set of responses to ensure a fair comparison. As a naive baseline with no response selection strategies, we include the results of a random sampling of $N = 2$ responses using nucleus sampling with $p \in \{0.8, 0.9, 1.0$ (ancestral sampling) $\}$ [38].

We use the OASST reward model to annotate the preference over the responses.⁶ Although it is ideal to use human annotations to evaluate the performance of the algorithms, human annotations are expensive and difficult to reproduce. To this end, we use existing open source reward models as preference annotators for the experiment.

We train the same model that generates the responses (Mistral) using Direct Preference Optimization (DPO) with Low-Rank Adaptation (LoRA) [41, 81]. We set the LoRA’s $r = 64$ and $\alpha = r/4$ (See Appendix B for the result with $r = 32$ and $r = 128$). Other hyperparameters for the training process are described in Appendix A. For the AlpacaFarm dataset, we use the alpaca_human_preference subset as the training set and use the alpaca_farm_evaluation subset as the evaluation set. For the Anthropic’s hh-rlhf datasets, we use the first 5000 entries of the training set of the helpful-base and harmless-base subsets as the training set. Then we evaluate the trained model on the first 1000 entries of the test set of the helpful-base (Helpfulness) and harmless-base (Harmlessness) subsets. For WoN, we reduce the number of instructions evenly for the two subsets so that the dataset always has the same number of instructions from the two subsets.

We evaluate the quality of the trained models by sampling a response using nucleus sampling ($p = 0.7$). The model output is evaluated using Eurur-RM-7B (Eurur) and PairRM [47, 105].⁷⁸ Both reward models are shown to have a high correlation with human annotations in RewardBench [54].

All the experiments are run using Huggingface’s Transformers library [98] and Transformer Reinforcement Learning library [94]. DMBR is implemented using the code by Jinnai et al. [49].⁹

¹<https://huggingface.co/sentence-transformers/all-mpnet-base-v2>

²https://sbert.net/docs/pretrained_models.html

³https://huggingface.co/datasets/tatsu-lab/alpaca_farm

⁴<https://huggingface.co/datasets/Anthropic/hh-rlhf>

⁵<https://huggingface.co/HuggingFaceH4/mistral-7b-sft-beta>

⁶<https://huggingface.co/OpenAssistant/reward-model-deberta-v3-large-v2>

⁷<https://huggingface.co/openbmb/Eurur-RM-7b>

⁸<https://huggingface.co/llm-blender/PairRM>

⁹<https://github.com/CyberAgentAILab/diverse-mbr>

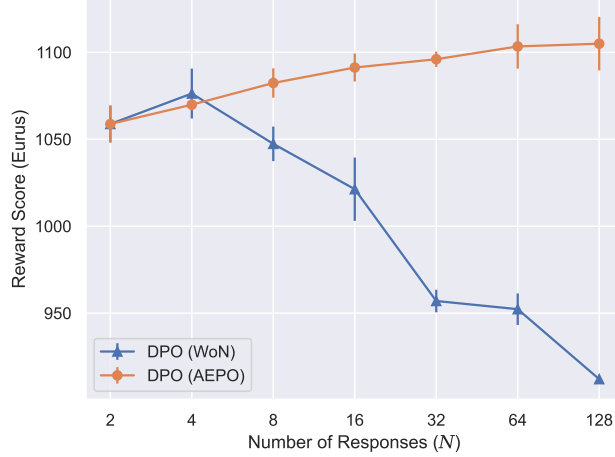


Figure 2: Evaluation of AEPO and West-of-N strategies for DPO with fixed number of preference annotations and varying number of responses per instruction in AlpacaFarm. The line represents the average reward score and the bar shows the standard deviation over three runs. With a fixed amount of annotation, the performance of West-of-N decreases with large N , while AEPO continues to improve with increasing N . Note that WoN and AEPO are equivalent to random sampling with $N = 2$.

Table 2: Evaluation of preference dataset annotation strategies for DPO on AlpacaFarm using Mistral. The best score is in bold, and the second best is underlined. The mean and standard deviation of three runs are reported. $|\mathcal{D}|$ is the total number of instructions and #Insts is the number of instructions used for training. For a fair comparison in the annotation cost, we keep the number of annotations (#Annots) at $2|\mathcal{D}|$. w% shows the win rate against the SFT model.

Preference Dataset Configuration					
Method	#Insts	#Annots	Eurus	Eurus (w%)	PairRM (w%)
SFT (Mistral)	0	0	878.48	50	50
Random ($p = 0.8$)	$ \mathcal{D} $	$2 \mathcal{D} $	1088.71 ± 17.90	57.87 ± 0.78	56.20 ± 0.31
Random ($p = 0.9$)	$ \mathcal{D} $	$2 \mathcal{D} $	1058.78 ± 10.60	57.10 ± 0.66	55.54 ± 0.62
Random ($p = 1.0$)	$ \mathcal{D} $	$2 \mathcal{D} $	1044.35 ± 0.98	57.49 ± 0.24	56.17 ± 0.74
WoN ($N = 4$)	$ \mathcal{D} /2$	$2 \mathcal{D} $	1076.31 ± 14.35	58.19 ± 1.07	56.61 ± 0.24
WoN ($N = 8$)	$ \mathcal{D} /4$	$2 \mathcal{D} $	1047.37 ± 9.94	58.03 ± 0.56	56.00 ± 0.62
WoN ($N = 128$)	$ \mathcal{D} /64$	$2 \mathcal{D} $	912.03 ± 1.25	52.88 ± 0.20	50.16 ± 0.16
AEPO ($\lambda = 0$)	$ \mathcal{D} $	$2 \mathcal{D} $	999.03 ± 1.43	55.26 ± 1.05	54.92 ± 0.16
AEPO ($\lambda = 0.5$)	$ \mathcal{D} $	$2 \mathcal{D} $	1094.20 ± 13.70	60.31 ± 0.16	56.42 ± 0.31
AEPO ($\lambda = 1.0$)	$ \mathcal{D} $	$2 \mathcal{D} $	1104.97 ± 15.33	<u>60.29 ± 0.50</u>	<u>56.97 ± 0.24</u>
AEPO ($\lambda = 2.0$)	$ \mathcal{D} $	$2 \mathcal{D} $	1085.78 ± 9.72	59.79 ± 0.95	57.36 ± 0.38
WoN ($N = 128$)	$ \mathcal{D} $	$128 \mathcal{D} $	1262.77 ± 5.62	67.31 ± 0.25	64.17 ± 0.66

Main Results. Figure 2 shows the Eurur score of the DPO models on AlpacaFarm using AEPO ($\lambda = 1.0$) and WoN with different numbers of responses. WoN with $N = 4$ outperforms the random sampling baselines (i.e., WoN with $N = 2$), even though it uses only half of the available instructions, which is consistent with the results of Song et al. [83]. However, WoN’s score drops significantly for $N \geq 8$ as the number of instructions decreases. In contrast, AEPO scales with the number of responses N and outperforms WoN (Figure 2 and Table 2). We observe a similar result on Anthropic’s Harmlessness dataset (Table 4). Interestingly, we observe that the WoN strategy with $N = 8$ is effective for Anthropic’s Helpfulness dataset, even with a much smaller instruction set (Table 3). We hypothesize that this may be because helpfulness is an objective to maximize, which can be learned from a small set of high-quality sentences rather than a large and diverse set of medium-quality sentences. On the other hand, harmlessness is an objective to minimize, which can be learned from a diverse set of medium-quality sentences rather than a small set of high-quality sentences. The

Table 3: Evaluation of preference dataset preparation strategies for DPO on Anthropic’s Helpfulness using Mistral. The best score is in bold, and the second best is underlined. The mean and standard deviation of three runs are reported.

Preference Dataset Configuration					
method	#Insts	#Annots	Eurus	Eurus (w%)	PairRM (w%)
SFT (Mistral)	0	0	1311.75	50	50
Random ($p = 0.9$)	$ \mathcal{D} $	$2 \mathcal{D} $	1570.70 ± 14.68	61.48 ± 0.36	<u>60.67 ± 0.81</u>
WoN ($N = 4$)	$ \mathcal{D} /2$	$2 \mathcal{D} $	1566.81 ± 11.38	<u>62.13 ± 0.48</u>	59.71 ± 0.27
WoN ($N = 8$)	$ \mathcal{D} /4$	$2 \mathcal{D} $	1609.48 ± 4.32	63.04 ± 0.43	60.53 ± 0.30
AEPO ($\lambda = 1.0$)	$ \mathcal{D} $	$2 \mathcal{D} $	<u>1582.73 ± 12.53</u>	62.06 ± 0.50	59.50 ± 0.31
WoN ($N = 128$)	$ \mathcal{D} $	$128 \mathcal{D} $	1639.28 ± 7.99	64.89 ± 0.30	61.40 ± 0.15

Table 4: Evaluation of preference dataset preparation strategies for DPO on Anthropic’s Harmlessness using Mistral. The best score is in bold, and the second best is underlined. The mean and standard deviation of three runs are reported.

Preference Dataset Configuration					
method	#Insts	#Annots	Eurus	Eurus (w%)	PairRM (w%)
SFT (Mistral)	0	0	-43.87	50	50
Random ($p = 0.9$)	$ \mathcal{D} $	$2 \mathcal{D} $	433.93 ± 5.00	68.30 ± 0.09	67.51 ± 0.33
WoN ($N = 4$)	$ \mathcal{D} /2$	$2 \mathcal{D} $	<u>446.87 ± 4.66</u>	<u>69.43 ± 0.15</u>	<u>67.71 ± 0.93</u>
WoN ($N = 8$)	$ \mathcal{D} /4$	$2 \mathcal{D} $	313.01 ± 10.18	64.21 ± 0.51	64.53 ± 0.34
AEPO ($\lambda = 1.0$)	$ \mathcal{D} $	$2 \mathcal{D} $	502.79 ± 14.87	71.62 ± 0.71	68.76 ± 0.09
WoN ($N = 128$)	$ \mathcal{D} $	$128 \mathcal{D} $	526.11 ± 3.73	72.37 ± 0.18	68.11 ± 0.30

other possible reason is that AEPO finds more diverse and higher quality sentences than random sampling in the Harmlessness dataset (Figure 6 and 6 in Appendix E). AEPO may be effective in the Harmlessness task because the DMBR objective successfully finds an appropriate response even in an adversarial setting, improving the effectiveness of DPO training.

AEPO generates a diverse and high quality preference dataset. We evaluate the diversity and quality of the preference dataset generated by AEPO with $k = 2$, $N \in \{2 \text{ (Random)}, 4, 8, 16, 32, 64, 128\}$, and $\lambda \in \{0, 0.3, 0.5, 1.0, 2.0\}$. To measure the semantic and lexical diversity of the responses, we use Sentence BERT and distinct-n [57].¹⁰ We use the same Sentence BERT model (ALL-MPNET-BASE-V2) as AEPO to evaluate the average cosine similarity between the selected pairs of responses. Distinct-n counts the number of distinct n-grams in a sentence divided by the length of the sentence. The quality of the responses is measured by the average reward score of the responses. The result is shown in Figure 3. By using a larger number of responses N , AEPO manages to generate more diverse and higher quality response pairs than a random sampling with the same number of annotations, measured as Sentence BERT and distinct-n. See Appendix C for examples of the preference data generated by AEPO. We observe similar trends in the results on distinct-2 and distinct-3, as well as the results on the Anthropic’s datasets (Appendix E).

Both diversity and quality of the preference dataset are important for preference learning. The question is what contributes to the improved performance of AEPO. We evaluate AEPO with $\lambda \in \{0.0, 0.5, 1.0, 2.0\}$ to investigate the importance of quality and diversity of responses to the performance of the fine-tuned models. The performance of AEPO with λ of 1.0 outperforms the performance of AEPO with higher or lower λ (Table 2 and 5). The result shows that both the diversity and the quality of responses are important for the preference dataset, which is consistent with the observations in previous work [14, 62, 66, 83].

¹⁰<https://github.com/neural-dialogue-metrics/Distinct-N>

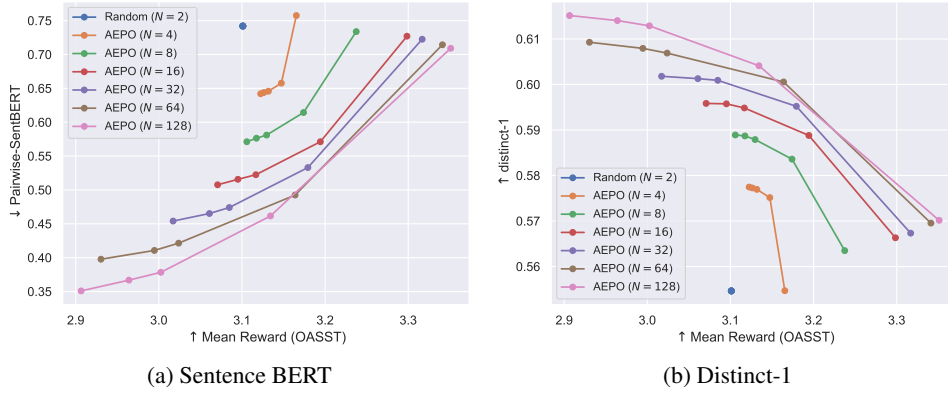


Figure 3: Diversity (\downarrow Sentence BERT and \uparrow distinct-1) and quality (\uparrow mean reward) of the responses of the preference datasets \mathcal{D}_{AE} generated by the subsampling process of AEPO with a varying number of input responses (N). The number of selected responses (k) is fixed at 2. AEPO successfully generates datasets with better diversity-quality trade-offs without requiring additional annotations.

Table 5: Evaluation of AEPO for off-policy learning. We generate responses with Mistral and use the sampled responses to train Dolly. The best score is in bold, and the second best is underlined.

Preference Dataset Configuration					
Method	#Insts	#Annots	Eurus	Eurus (w%)	PairRM (w%)
SFT (Dolly)	0	0	-1275.06	50	50
Random ($p = 0.8$)	$ \mathcal{D} $	$2 \mathcal{D} $	<u>-1206.83</u>	52.11	53.19
Random ($p = 0.9$)	$ \mathcal{D} $	$2 \mathcal{D} $	-1213.65	51.97	54.08
Random ($p = 1.0$)	$ \mathcal{D} $	$2 \mathcal{D} $	-1232.98	51.08	52.19
WoN ($N = 4$)	$ \mathcal{D} /2$	$2 \mathcal{D} $	-1221.01	51.71	53.80
WoN ($N = 8$)	$ \mathcal{D} /4$	$2 \mathcal{D} $	-1233.16	50.99	53.00
WoN ($N = 128$)	$ \mathcal{D} /64$	$2 \mathcal{D} $	-1255.30	49.72	49.35
AEPO ($\lambda = 0$)	$ \mathcal{D} $	$2 \mathcal{D} $	-1248.58	50.03	50.54
AEPO ($\lambda = 0.5$)	$ \mathcal{D} $	$2 \mathcal{D} $	-1208.81	52.34	53.75
AEPO ($\lambda = 1.0$)	$ \mathcal{D} $	$2 \mathcal{D} $	-1177.69	53.95	<u>53.92</u>
AEPO ($\lambda = 2.0$)	$ \mathcal{D} $	$2 \mathcal{D} $	-1207.26	<u>52.53</u>	52.89
WoN ($N = 128$)	$ \mathcal{D} $	$128 \mathcal{D} $	-1140.61	56.02	56.44

AEPO is also effective for off-policy learning. Several studies have shown that using responses generated by the training model itself (on-policy learning) is more effective than using responses generated by other models (off-policy learning) [13, 21, 37, 70, 90, 91, 102]. Nevertheless, off-policy learning is advantageous in resource-constrained settings because it can leverage existing public resources to train arbitrary models. To this end, we investigate the use of AEPO for off-policy learning.

We use the preference dataset \mathcal{D}_{AE} generated by Mistral’s responses $\{y_i\}_{i=1}^N$ on AlpacaFarm to train dolly-v2-3b (Dolly).¹¹ We set the LoRA’s $r = 32$ and $\alpha = r/4$ for Dolly. Other experimental settings are the same as the experiment on Mistral. Table 5 shows the results of the off-policy learning. AEPO with sufficiently large λ outperforms vanilla DPO measured in Eurus. The result shows the potential of AEPO to improve the efficiency of off-policy learning.

AEPO can improve out-of-domain performance. Previous work has shown that training on a diverse set of instructions improves the performance on out-of-domain tasks [76]. The question is whether we can achieve a similar robustness with a diverse set of responses generated by AEPO. We evaluate the Mistral models fine-tuned with the AlpacaFarm dataset on ARC [17], HellaSwag [108],

¹¹<https://huggingface.co/databricks/dolly-v2-3b>

Table 6: Evaluation of DPO models trained with AlpacaFarm on out-of-domain benchmarks. Means and standard errors are reported.

Preference Dataset Configuration						
Method	#Insts	#Annots	ARC	HellaSwag	TruthfulQA	WinoGrande
SFT (Mistral)	0	0	57.94 ± 1.44	82.07 ± 0.38	42.98 ± 1.46	77.51 ± 1.17
Random ($p = 0.9$)	$ \mathcal{D} $	$2 \mathcal{D} $	59.73 ± 1.43	83.14 ± 0.37	46.37 ± 1.51	78.06 ± 1.16
WoN ($N = 4$)	$ \mathcal{D} /2$	$2 \mathcal{D} $	59.73 ± 1.43	82.95 ± 0.38	48.13 ± 1.54	75.14 ± 1.21
WoN ($N = 8$)	$ \mathcal{D} /4$	$2 \mathcal{D} $	59.90 ± 1.43	82.80 ± 0.38	49.41 ± 1.55	74.90 ± 1.22
AEPO ($\lambda = 0$)	$ \mathcal{D} $	$2 \mathcal{D} $	59.64 ± 1.43	83.10 ± 0.37	46.31 ± 1.51	78.14 ± 1.16
AEPO ($\lambda = 0.5$)	$ \mathcal{D} $	$2 \mathcal{D} $	59.90 ± 1.43	83.28 ± 0.37	49.69 ± 1.54	77.19 ± 1.18
AEPO ($\lambda = 1.0$)	$ \mathcal{D} $	$2 \mathcal{D} $	58.62 ± 1.44	82.57 ± 0.38	44.34 ± 1.49	77.90 ± 1.17
AEPO ($\lambda = 2.0$)	$ \mathcal{D} $	$2 \mathcal{D} $	58.70 ± 1.44	82.54 ± 0.38	44.75 ± 1.49	77.58 ± 1.17

TruthfulQA [59], and WinoGrande [75] using the language model evaluation harness [32]. Table 6 summarizes the scores and the standard errors of the trained models on these benchmarks. Overall, AEPO scores slightly higher than WoN, except for the ARC. The result shows that AEPO outperforms WoN in the AlpacaFarm domain not because it overfits to the task, but because it improves on a wide range of tasks.

5 Related Work

Minimum Bayes risk decoding. The DMBR objective we use is derived from the MBR objective which was originally proposed as a decoding strategy. MBR decoding is a text generation algorithm that selects the sequence with the highest similarity to the sequences generated by the probability model. It has been proven to produce high-quality text in many text generation tasks, including machine translation, text summarization, and image captioning [4, 30, 48, 52, 53, 58, 89, 103]. The novelty of our work is to introduce the DMBR objective as a strategy to subsample representative responses from many candidates so that the annotation budget can be used efficiently.

Active learning. Annotation-efficient learning has long been a challenge in natural language processing [111]. Active learning is an approach that aims to achieve training with fewer training labels by proactively selecting the data to be annotated and used for learning [18, 40, 78]. There are roughly two active learning strategies used in NLP [111]. One uses the informativeness of the data instances, such as uncertainty and disagreement of the models [27, 42, 56, 82]. This approach has proven to be efficient in many text classification tasks. The other strategy is based on the representativeness of the data instances [15, 65, 79, 112]. By annotating instances with high average similarity to all other instances, it can cover a large portion of the dataset with few annotations. Another approach is to select instances that maximize the diversity of labeled instances [6, 24, 109]. Our approach is more related to representativeness as we can consider the DMBR objective as a combination of similarity and diversity measures. The novelty of our study lies in applying these ideas to preference learning, aiming to reduce the annotation cost.

6 Conclusions

We propose Annotation-Efficient Preference Optimization (AEPO), an annotation-efficient dataset subsampling strategy for language model alignment. The selection strategy is derived from DMBR algorithm, the state-of-the-art decoding strategy for optimizing the diversity-quality tradeoff, and can efficiently select diverse and high-quality responses from the candidates. By focusing the annotation effort on the selected responses, AEPO achieves efficient preference optimization with a limited annotation budget. Experimental results show that the proposed strategy outperforms the baselines on AlpacaFarm and Anthropic’s Harmlessness dataset. We also evaluate AEPO in off-policy learning and out-of-domain tasks and show that it is effective in these settings as well. We believe that AEPO is a critical contribution to promoting preference optimization research by addressing the severe obstacle, the cost of creating better preference data.

References

- [1] M. F. Adilazuarda, S. Mukherjee, P. Lavania, S. Singh, A. Dwivedi, A. F. Aji, J. O’Neill, A. Modi, and M. Choudhury. Towards measuring and modeling "culture" in llms: A survey. *arXiv preprint arXiv:2403.15412*, 2024.
- [2] A. Askeel, Y. Bai, A. Chen, D. Drain, D. Ganguli, T. Henighan, A. Jones, N. Joseph, B. Mann, N. DasSarma, N. Elhage, Z. Hatfield-Dodds, D. Hernandez, J. Kernion, K. Ndousse, C. Olsson, D. Amodei, T. Brown, J. Clark, S. McCandlish, C. Olah, and J. Kaplan. A general language assistant as a laboratory for alignment. *arXiv preprint arXiv:2112.00861*, 2021.
- [3] Y. Bai, A. Jones, K. Ndousse, A. Askeel, A. Chen, N. DasSarma, D. Drain, S. Fort, D. Ganguli, T. Henighan, N. Joseph, S. Kadavath, J. Kernion, T. Conerly, S. El-Showk, N. Elhage, Z. Hatfield-Dodds, D. Hernandez, T. Hume, S. Johnston, S. Kravec, L. Lovitt, N. Nanda, C. Olsson, D. Amodei, T. Brown, J. Clark, S. McCandlish, C. Olah, B. Mann, and J. Kaplan. Training a helpful and harmless assistant with reinforcement learning from human feedback. *arXiv preprint arXiv:2204.05862*, 2022.
- [4] A. Bertsch, A. Xie, G. Neubig, and M. Gormley. It’s MBR all the way down: Modern generation techniques through the lens of minimum Bayes risk. In Y. Elazar, A. Ettinger, N. Kassner, S. Ruder, and N. A. Smith, editors, *Proceedings of the Big Picture Workshop*, pages 108–122, Singapore, Dec. 2023. Association for Computational Linguistics. doi: 10.18653/v1/2023.bigpicture-1.9. URL <https://aclanthology.org/2023.bigpicture-1.9>.
- [5] A. Bertsch, A. Xie, G. Neubig, and M. R. Gormley. It’s mbr all the way down: Modern generation techniques through the lens of minimum bayes risk. *arXiv preprint arXiv:2310.01387*, 2023.
- [6] M. Bloodgood and C. Callison-Burch. Bucking the trend: Large-scale cost-focused active learning for statistical machine translation. In *Proceedings of the 48th Annual Meeting of the Association for Computational Linguistics*, pages 854–864, Uppsala, Sweden, July 2010. Association for Computational Linguistics. URL <https://aclanthology.org/P10-1088>.
- [7] R. A. Bradley and M. E. Terry. Rank analysis of incomplete block designs: I. the method of paired comparisons. *Biometrika*, 39(3/4):324–345, 1952.
- [8] T. Brown, B. Mann, N. Ryder, M. Subbiah, J. D. Kaplan, P. Dhariwal, A. Neelakantan, P. Shyam, G. Sastry, A. Askeel, S. Agarwal, A. Herbert-Voss, G. Krueger, T. Henighan, R. Child, A. Ramesh, D. Ziegler, J. Wu, C. Winter, C. Hesse, M. Chen, E. Sigler, M. Litwin, S. Gray, B. Chess, J. Clark, C. Berner, S. McCandlish, A. Radford, I. Sutskever, and D. Amodei. Language models are few-shot learners. In H. Larochelle, M. Ranzato, R. Hadsell, M. Balcan, and H. Lin, editors, *Advances in Neural Information Processing Systems*, volume 33, pages 1877–1901. Curran Associates, Inc., 2020. URL https://proceedings.neurips.cc/paper_files/paper/2020/file/1457c0d6bfc4967418bfb8ac142f64a-Paper.pdf.
- [9] Y. Cao, Y. Kang, C. Wang, and L. Sun. Instruction mining: When data mining meets large language model finetuning. *arXiv preprint arXiv:2307.06290*, 2023.
- [10] Y. Cao, L. Zhou, S. Lee, L. Cabello, M. Chen, and D. Hershcovich. Assessing cross-cultural alignment between ChatGPT and human societies: An empirical study. In S. Dev, V. Prabhakaran, D. Adelani, D. Hovy, and L. Benotti, editors, *Proceedings of the First Workshop on Cross-Cultural Considerations in NLP (C3NLP)*, pages 53–67, Dubrovnik, Croatia, May 2023. Association for Computational Linguistics. doi: 10.18653/v1/2023.c3nlp-1.7. URL <https://aclanthology.org/2023.c3nlp-1.7>.
- [11] S. Casper, X. Davies, C. Shi, T. K. Gilbert, J. Scheurer, J. Rando, R. Freedman, T. Korbak, D. Lindner, P. Freire, T. T. Wang, S. Marks, C.-R. Segerie, M. Carroll, A. Peng, P. Christoffersen, M. Damani, S. Slocum, U. Anwar, A. Siththarajan, M. Nadeau, E. J. Michaud, J. Pfau, D. Krasheninnikov, X. Chen, L. Langosco, P. Hase, E. Biyik, A. Dragan, D. Krueger, D. Sadigh, and D. Hadfield-Menell. Open problems and fundamental limitations of reinforcement learning from human feedback. *Transactions on Machine Learning Research*, 2023. ISSN 2835-8856. URL <https://openreview.net/forum?id=bx24KpJ4Eb>. Survey Certification.

- [12] S. Chakraborty, J. Qiu, H. Yuan, A. Koppel, F. Huang, D. Manocha, A. S. Bedi, and M. Wang. Maxmin-rlhf: Towards equitable alignment of large language models with diverse human preferences. *arXiv preprint arXiv:2402.08925*, 2024.
- [13] J. D. Chang, W. Zhan, O. Oertell, K. Brantley, D. Misra, J. D. Lee, and W. Sun. Dataset reset policy optimization for rlhf. *arXiv preprint arXiv:2404.08495*, 2024.
- [14] L. Chen, S. Li, J. Yan, H. Wang, K. Gunaratna, V. Yadav, Z. Tang, V. Srinivasan, T. Zhou, H. Huang, and H. Jin. Alpapasus: Training a better alpaca with fewer data. In *The Twelfth International Conference on Learning Representations*, 2024. URL <https://openreview.net/forum?id=FdVXgSJhvz>.
- [15] R. Chen and L. Wang. The power of active multi-task learning in reinforcement learning from human feedback. *arXiv preprint arXiv:2405.11226*, 2024.
- [16] P. F. Christiano, J. Leike, T. Brown, M. Martic, S. Legg, and D. Amodei. Deep reinforcement learning from human preferences. In I. Guyon, U. V. Luxburg, S. Bengio, H. Wallach, R. Fergus, S. Vishwanathan, and R. Garnett, editors, *Advances in Neural Information Processing Systems*, volume 30. Curran Associates, Inc., 2017. URL https://proceedings.neurips.cc/paper_files/paper/2017/file/d5e2c0adad503c91f91df240d0cd4e49-Paper.pdf.
- [17] P. Clark, I. Cowhey, O. Etzioni, T. Khot, A. Sabharwal, C. Schoenick, and O. Tafjord. Think you have solved question answering? try arc, the ai2 reasoning challenge. *arXiv preprint arXiv:1803.05457*, 2018.
- [18] D. Cohn, L. Atlas, and R. Ladner. Improving generalization with active learning. *Machine learning*, 15:201–221, 1994.
- [19] G. Cui, L. Yuan, N. Ding, G. Yao, W. Zhu, Y. Ni, G. Xie, Z. Liu, and M. Sun. Ultrafeedback: Boosting language models with high-quality feedback. *arXiv preprint arXiv:2310.01377*, 2023.
- [20] N. Ding, Y. Chen, B. Xu, Y. Qin, S. Hu, Z. Liu, M. Sun, and B. Zhou. Enhancing chat language models by scaling high-quality instructional conversations. In H. Bouamor, J. Pino, and K. Bali, editors, *Proceedings of the 2023 Conference on Empirical Methods in Natural Language Processing*, pages 3029–3051, Singapore, Dec. 2023. Association for Computational Linguistics. doi: 10.18653/v1/2023.emnlp-main.183. URL <https://aclanthology.org/2023.emnlp-main.183>.
- [21] H. Dong, W. Xiong, B. Pang, H. Wang, H. Zhao, Y. Zhou, N. Jiang, D. Sahoo, C. Xiong, and T. Zhang. Rlhf workflow: From reward modeling to online rlhf. *arXiv preprint arXiv:2405.07863*, 2024.
- [22] Y. Dubois, C. X. Li, R. Taori, T. Zhang, I. Gulrajani, J. Ba, C. Guestrin, P. S. Liang, and T. B. Hashimoto. AlpacaFarm: A simulation framework for methods that learn from human feedback. In A. Oh, T. Neumann, A. Globerson, K. Saenko, M. Hardt, and S. Levine, editors, *Advances in Neural Information Processing Systems*, volume 36, pages 30039–30069. Curran Associates, Inc., 2023. URL https://proceedings.neurips.cc/paper_files/paper/2023/file/5fc47800ee5b30b8777fdd30abcaaf3b-Paper-Conference.pdf.
- [23] Y. Dubois, B. Galambosi, P. Liang, and T. B. Hashimoto. Length-controlled alpacaEval: A simple way to debias automatic evaluators. *arXiv preprint arXiv:2404.04475*, 2024.
- [24] M. Eck, S. Vogel, and A. Waibel. Low cost portability for statistical machine translation based on n-gram frequency and TF-IDF. In *Proceedings of the Second International Workshop on Spoken Language Translation*, Pittsburgh, Pennsylvania, USA, Oct. 24-25 2005. URL <https://aclanthology.org/2005.iwslt-1.7>.
- [25] B. Eikema and W. Aziz. Is MAP decoding all you need? the inadequacy of the mode in neural machine translation. In *Proceedings of the 28th International Conference on Computational Linguistics*, pages 4506–4520, Barcelona, Spain (Online), Dec. 2020. International Committee on Computational Linguistics. doi: 10.18653/v1/2020.coling-main.398. URL <https://aclanthology.org/2020.coling-main.398>.

- [26] B. Eikema and W. Aziz. Sampling-based approximations to minimum Bayes risk decoding for neural machine translation. In Y. Goldberg, Z. Kozareva, and Y. Zhang, editors, *Proceedings of the 2022 Conference on Empirical Methods in Natural Language Processing*, pages 10978–10993, Abu Dhabi, United Arab Emirates, Dec. 2022. Association for Computational Linguistics. doi: 10.18653/v1/2022.emnlp-main.754. URL <https://aclanthology.org/2022.emnlp-main.754>.
- [27] S. P. Engelson and I. Dagan. Minimizing manual annotation cost in supervised training from corpora. In *34th Annual Meeting of the Association for Computational Linguistics*, pages 319–326, Santa Cruz, California, USA, June 1996. Association for Computational Linguistics. doi: 10.3115/981863.981905. URL <https://aclanthology.org/P96-1042>.
- [28] K. Ethayarajh, W. Xu, N. Muennighoff, D. Jurafsky, and D. Kiela. Kto: Model alignment as prospect theoretic optimization. *arXiv preprint arXiv:2402.01306*, 2024.
- [29] M. Freitag, D. Grangier, Q. Tan, and B. Liang. High quality rather than high model probability: Minimum Bayes risk decoding with neural metrics. *Transactions of the Association for Computational Linguistics*, 10:811–825, 2022. doi: 10.1162/tacl_a_00491. URL <https://aclanthology.org/2022.tacl-1.47>.
- [30] M. Freitag, B. Ghorbani, and P. Fernandes. Epsilon sampling rocks: Investigating sampling strategies for minimum Bayes risk decoding for machine translation. In H. Bouamor, J. Pino, and K. Bali, editors, *Findings of the Association for Computational Linguistics: EMNLP 2023*, pages 9198–9209, Singapore, Dec. 2023. Association for Computational Linguistics. doi: 10.18653/v1/2023.findings-emnlp.617. URL <https://aclanthology.org/2023.findings-emnlp.617>.
- [31] S. Ganzfried. Optimal number of choices in rating contexts. In T. V. Guy, M. Kárný, D. Rios-Insua, and D. H. Wolpert, editors, *Proceedings of the NIPS 2016 Workshop on Imperfect Decision Makers*, volume 58 of *Proceedings of Machine Learning Research*, pages 61–74. PMLR, 09 Dec 2017. URL <https://proceedings.mlr.press/v58/ganzfried17a.html>.
- [32] L. Gao, J. Tow, B. Abbasi, S. Biderman, S. Black, A. DiPofi, C. Foster, L. Golding, J. Hsu, A. Le Noac’h, H. Li, K. McDonell, N. Muennighoff, C. Ociepa, J. Phang, L. Reynolds, H. Schoelkopf, A. Skowron, L. Sutawika, E. Tang, A. Thite, B. Wang, K. Wang, and A. Zou. A framework for few-shot language model evaluation, 12 2023. URL <https://zenodo.org/records/10256836>.
- [33] Y. Ge, Y. Liu, C. Hu, W. Meng, S. Tao, X. Zhao, H. Ma, L. Zhang, H. Yang, and T. Xiao. Clustering and ranking: Diversity-preserved instruction selection through expert-aligned quality estimation. *arXiv preprint arXiv:2402.18191*, 2024.
- [34] T. Greene, G. Shmueli, and S. Ray. Taking the person seriously: Ethically aware is research in the era of reinforcement learning-based personalization. *Journal of the Association for Information Systems*, 24(6):1527–1561, 2023.
- [35] T. Guan, F. Liu, X. Wu, R. Xian, Z. Li, X. Liu, X. Wang, L. Chen, F. Huang, Y. Yacoob, D. Manocha, and T. Zhou. Hallusionbench: An advanced diagnostic suite for entangled language hallucination and visual illusion in large vision-language models. *arXiv preprint arXiv:2310.14566*, 2024.
- [36] A. Gudibande, E. Wallace, C. V. Snell, X. Geng, H. Liu, P. Abbeel, S. Levine, and D. Song. The false promise of imitating proprietary language models. In *The Twelfth International Conference on Learning Representations*, 2024. URL <https://openreview.net/forum?id=Kz3yckpCN5>.
- [37] S. Guo, B. Zhang, T. Liu, T. Liu, M. Khalman, F. Llinares, A. Rame, T. Mesnard, Y. Zhao, B. Piot, J. Ferret, and M. Blondel. Direct language model alignment from online ai feedback. *arXiv preprint arXiv:2402.04792*, 2024.
- [38] A. Holtzman, J. Buys, L. Du, M. Forbes, and Y. Choi. The curious case of neural text degeneration. In *International Conference on Learning Representations*, 2020. URL <https://openreview.net/forum?id=rygGQyrFvH>.

- [39] O. Honovich, T. Scialom, O. Levy, and T. Schick. Unnatural instructions: Tuning language models with (almost) no human labor. In A. Rogers, J. Boyd-Graber, and N. Okazaki, editors, *Proceedings of the 61st Annual Meeting of the Association for Computational Linguistics (Volume 1: Long Papers)*, pages 14409–14428, Toronto, Canada, July 2023. Association for Computational Linguistics. doi: 10.18653/v1/2023.acl-long.806. URL <https://aclanthology.org/2023.acl-long.806>.
- [40] N. Houlsby, F. Huszár, Z. Ghahramani, and M. Lengyel. Bayesian active learning for classification and preference learning. *arXiv preprint arXiv:1112.5745*, 2011.
- [41] E. J. Hu, Y. Shen, P. Wallis, Z. Allen-Zhu, Y. Li, S. Wang, L. Wang, and W. Chen. LoRA: Low-rank adaptation of large language models. In *International Conference on Learning Representations*, 2022. URL <https://openreview.net/forum?id=nZeVKeeFYf9>.
- [42] C. Huang, Y. Deng, W. Lei, J. Lv, and I. Dagan. Selective annotation via data allocation: These data should be triaged to experts for annotation rather than the model. *arXiv preprint arXiv:2405.12081*, 2024.
- [43] X. Huang, W. Ruan, W. Huang, G. Jin, Y. Dong, C. Wu, S. Bensalem, R. Mu, Y. Qi, X. Zhao, K. Cai, Y. Zhang, S. Wu, P. Xu, D. Wu, A. Freitas, and M. A. Mustafa. A survey of safety and trustworthiness of large language models through the lens of verification and validation. *arXiv preprint arXiv:2305.11391*, 2023.
- [44] N. Jain, P. yeh Chiang, Y. Wen, J. Kirchenbauer, H.-M. Chu, G. Somepalli, B. R. Bartoldson, B. Kailkhura, A. Schwarzschild, A. Saha, M. Goldblum, J. Geiping, and T. Goldstein. NEFTune: Noisy embeddings improve instruction finetuning. In *The Twelfth International Conference on Learning Representations*, 2024. URL <https://openreview.net/forum?id=0bMmZ3fkCk>.
- [45] J. Jang, S. Kim, B. Y. Lin, Y. Wang, J. Hessel, L. Zettlemoyer, H. Hajishirzi, Y. Choi, and P. Ammanabrolu. Personalized soups: Personalized large language model alignment via post-hoc parameter merging. *arXiv preprint arXiv:2310.11564*, 2023.
- [46] A. Q. Jiang, A. Sablayrolles, A. Mensch, C. Bamford, D. S. Chaplot, D. de las Casas, F. Bressand, G. Lengyel, G. Lample, L. Saulnier, L. R. Lavaud, M.-A. Lachaux, P. Stock, T. L. Scao, T. Lavril, T. Wang, T. Lacroix, and W. E. Sayed. Mistral 7b. *arXiv preprint arXiv:2310.06825*, 2023.
- [47] D. Jiang, X. Ren, and B. Y. Lin. LLM-blender: Ensembling large language models with pairwise ranking and generative fusion. In A. Rogers, J. Boyd-Graber, and N. Okazaki, editors, *Proceedings of the 61st Annual Meeting of the Association for Computational Linguistics (Volume 1: Long Papers)*, pages 14165–14178, Toronto, Canada, July 2023. Association for Computational Linguistics. doi: 10.18653/v1/2023.acl-long.792. URL <https://aclanthology.org/2023.acl-long.792>.
- [48] Y. Jinnai, T. Morimura, U. Honda, K. Ariu, and K. Abe. Model-based minimum bayes risk decoding. *arXiv preprint arXiv:2311.05263*, 2023.
- [49] Y. Jinnai, U. Honda, T. Morimura, and P. Zhang. Generating diverse and high-quality texts by minimum bayes risk decoding. *arXiv preprint arXiv:2401.05054*, 2024.
- [50] H. R. Kirk, B. Vidgen, P. Röttger, and S. A. Hale. Personalisation within bounds: A risk taxonomy and policy framework for the alignment of large language models with personalised feedback. *arXiv preprint arXiv:2303.05453*, 2023.
- [51] H. R. Kirk, A. Whitefield, P. Röttger, A. Bean, K. Margatina, J. Ciro, R. Mosquera, M. Bartolo, A. Williams, H. He, B. Vidgen, and S. A. Hale. The prism alignment project: What participatory, representative and individualised human feedback reveals about the subjective and multicultural alignment of large language models. *arXiv preprint arXiv:2404.16019*, 2024.
- [52] S. Kumar and W. Byrne. Minimum Bayes-risk word alignments of bilingual texts. In *Proceedings of the 2002 Conference on Empirical Methods in Natural Language Processing (EMNLP 2002)*, pages 140–147. Association for Computational Linguistics, July 2002. doi: 10.3115/1118693.1118712. URL <https://aclanthology.org/W02-1019>.

- [53] S. Kumar and W. Byrne. Minimum Bayes-risk decoding for statistical machine translation. In *Proceedings of the Human Language Technology Conference of the North American Chapter of the Association for Computational Linguistics: HLT-NAACL 2004*, pages 169–176, Boston, Massachusetts, USA, May 2 - May 7 2004. Association for Computational Linguistics. URL <https://aclanthology.org/N04-1022>.
- [54] N. Lambert, V. Pyatkin, J. Morrison, L. Miranda, B. Y. Lin, K. Chandu, N. Dziri, S. Kumar, T. Zick, Y. Choi, N. A. Smith, and H. Hajishirzi. Rewardbench: Evaluating reward models for language modeling. *arXiv preprint arXiv:2403.13787*, 2024.
- [55] H. Lee, S. Phatale, H. Mansoor, T. Mesnard, J. Ferret, K. Lu, C. Bishop, E. Hall, V. Carbone, A. Rastogi, and S. Prakash. Rlaif: Scaling reinforcement learning from human feedback with ai feedback. *arXiv preprint arXiv:2309.00267*, 2023.
- [56] D. D. Lewis and W. A. Gale. A sequential algorithm for training text classifiers. In B. W. Croft and C. J. van Rijsbergen, editors, *SIGIR '94*, pages 3–12, London, 1994. Springer London. ISBN 978-1-4471-2099-5.
- [57] J. Li, M. Galley, C. Brockett, J. Gao, and B. Dolan. A diversity-promoting objective function for neural conversation models. In *Proceedings of the 2016 Conference of the North American Chapter of the Association for Computational Linguistics: Human Language Technologies*, pages 110–119, San Diego, California, June 2016. Association for Computational Linguistics. doi: 10.18653/v1/N16-1014. URL <https://aclanthology.org/N16-1014>.
- [58] J. Li, Q. Zhang, Y. Yu, Q. Fu, and D. Ye. More agents is all you need. *arXiv preprint arXiv:2402.05120*, 2024.
- [59] S. Lin, J. Hilton, and O. Evans. TruthfulQA: Measuring how models mimic human falsehoods. In *Proceedings of the 60th Annual Meeting of the Association for Computational Linguistics (Volume 1: Long Papers)*, pages 3214–3252, Dublin, Ireland, May 2022. Association for Computational Linguistics. doi: 10.18653/v1/2022.acl-long.229. URL <https://aclanthology.org/2022.acl-long.229>.
- [60] R. Liu, J. Wei, F. Liu, C. Si, Y. Zhang, J. Rao, S. Zheng, D. Peng, D. Yang, D. Zhou, and A. M. Dai. Best practices and lessons learned on synthetic data for language models. *arXiv preprint arXiv:2404.07503*, 2024.
- [61] T. Liu, Y. Zhao, R. Joshi, M. Khalman, M. Saleh, P. J. Liu, and J. Liu. Statistical rejection sampling improves preference optimization. *arXiv preprint arXiv:2309.06657*, 2024.
- [62] W. Liu, W. Zeng, K. He, Y. Jiang, and J. He. What makes good data for alignment? a comprehensive study of automatic data selection in instruction tuning. In *The Twelfth International Conference on Learning Representations*, 2024. URL <https://openreview.net/forum?id=BTKAeLqLMw>.
- [63] X. Liu, X. Song, Y. Dong, and J. Tang. Extensive self-contrast enables feedback-free language model alignment. *arXiv preprint arXiv:2404.00604*, 2024.
- [64] K. Lu, H. Yuan, Z. Yuan, R. Lin, J. Lin, C. Tan, C. Zhou, and J. Zhou. #instag: Instruction tagging for analyzing supervised fine-tuning of large language models. *arXiv preprint arXiv:2308.07074*, 2023.
- [65] A. McCallum and K. Nigam. Employing em and pool-based active learning for text classification. In *Proceedings of the Fifteenth International Conference on Machine Learning, ICML '98*, page 350–358, San Francisco, CA, USA, 1998. Morgan Kaufmann Publishers Inc. ISBN 1558605568.
- [66] S. Mukherjee, A. Mitra, G. Jawahar, S. Agarwal, H. Palangi, and A. Awadallah. Orca: Progressive learning from complex explanation traces of gpt-4. *arXiv preprint arXiv:2306.02707*, 2023.
- [67] T. Naous, M. J. Ryan, A. Ritter, and W. Xu. Having beer after prayer? measuring cultural bias in large language models. *arXiv preprint arXiv:2305.14456*, 2024.

- [68] OpenAI, J. Achiam, S. Adler, S. Agarwal, L. Ahmad, I. Akkaya, F. L. Aleman, D. Almeida, J. Altenschmidt, S. Altman, S. Anadkat, R. Avila, I. Babuschkin, S. Balaji, V. Balcom, P. Baltescu, H. Bao, M. Bavarian, J. Belgum, I. Bello, J. Berdine, G. Bernadett-Shapiro, C. Berner, L. Bogdonoff, O. Boiko, M. Boyd, A.-L. Brakman, G. Brockman, T. Brooks, M. Brundage, K. Button, T. Cai, R. Campbell, A. Cann, B. Carey, C. Carlson, R. Carmichael, B. Chan, C. Chang, F. Chantzis, D. Chen, S. Chen, R. Chen, J. Chen, M. Chen, B. Chess, C. Cho, C. Chu, H. W. Chung, D. Cummings, J. Currier, Y. Dai, C. Decareaux, T. Degry, N. Deutsch, D. Deville, A. Dhar, D. Dohan, S. Dowling, S. Dunning, A. Ecoffet, A. Eleti, T. Eloundou, D. Farhi, L. Fedus, N. Felix, S. P. Fishman, J. Forte, I. Fulford, L. Gao, E. Georges, C. Gibson, V. Goel, T. Gogineni, G. Goh, R. Gontijo-Lopes, J. Gordon, M. Grafstein, S. Gray, R. Greene, J. Gross, S. S. Gu, Y. Guo, C. Hallacy, J. Han, J. Harris, Y. He, M. Heaton, J. Heidecke, C. Hesse, A. Hickey, W. Hickey, P. Hoeschele, B. Houghton, K. Hsu, S. Hu, X. Hu, J. Huizinga, S. Jain, S. Jain, J. Jang, A. Jiang, R. Jiang, H. Jin, D. Jin, S. Jomoto, B. Jonn, H. Jun, T. Kaftan, Łukasz Kaiser, A. Kamali, I. Kanitscheider, N. S. Keskar, T. Khan, L. Kilpatrick, J. W. Kim, C. Kim, Y. Kim, J. H. Kirchner, J. Kiros, M. Knight, D. Kokotajlo, Łukasz Kondraciuk, A. Kondrich, A. Konstantinidis, K. Kosic, G. Krueger, V. Kuo, M. Lampe, I. Lan, T. Lee, J. Leike, J. Leung, D. Levy, C. M. Li, R. Lim, M. Lin, S. Lin, M. Litwin, T. Lopez, R. Lowe, P. Lue, A. Makanju, K. Malfacini, S. Manning, T. Markov, Y. Markovski, B. Martin, K. Mayer, A. Mayne, B. McGrew, S. M. McKinney, C. McLeavey, P. McMillan, J. McNeil, D. Medina, A. Mehta, J. Menick, L. Metz, A. Mishchenko, P. Mishkin, V. Monaco, E. Morikawa, D. Mossing, T. Mu, M. Murati, O. Murk, D. Mély, A. Nair, R. Nakano, R. Nayak, A. Neelakantan, R. Ngo, H. Noh, L. Ouyang, C. O’Keefe, J. Pachocki, A. Paino, J. Palermo, A. Pantuliano, G. Parascandolo, J. Parish, E. Parparita, A. Passos, M. Pavlov, A. Peng, A. Perelman, F. de Avila Belbute Peres, M. Petrov, H. P. de Oliveira Pinto, Michael, Pokorny, M. Pokrass, V. H. Pong, T. Powell, A. Power, B. Power, E. Proehl, R. Puri, A. Radford, J. Rae, A. Ramesh, C. Raymond, F. Real, K. Rimbach, C. Ross, B. Rotsted, H. Roussez, N. Ryder, M. Saltarelli, T. Sanders, S. Santurkar, G. Sastry, H. Schmidt, D. Schnurr, J. Schulman, D. Selsam, K. Sheppard, T. Sherbakov, J. Shieh, S. Shoker, P. Shyam, S. Sidor, E. Sigler, M. Simens, J. Sitkin, K. Slama, I. Sohl, B. Sokolowsky, Y. Song, N. Staudacher, F. P. Such, N. Summers, I. Sutskever, J. Tang, N. Tezak, M. B. Thompson, P. Tillet, A. Tootoonchian, E. Tseng, P. Tuggle, N. Turley, J. Tworek, J. F. C. Uribe, A. Vallone, A. Vijayvergiya, C. Voss, C. Wainwright, J. J. Wang, A. Wang, B. Wang, J. Ward, J. Wei, C. Weinmann, A. Welihinda, P. Welinder, J. Weng, L. Weng, M. Wiethoff, D. Willner, C. Winter, S. Wolrich, H. Wong, L. Workman, S. Wu, J. Wu, M. Wu, K. Xiao, T. Xu, S. Yoo, K. Yu, Q. Yuan, W. Zaremba, R. Zellers, C. Zhang, M. Zhang, S. Zhao, T. Zheng, J. Zhuang, W. Zhuk, and B. Zoph. Gpt-4 technical report. *arXiv preprint arXiv:2303.08774*, 2024.
- [69] L. Ouyang, J. Wu, X. Jiang, D. Almeida, C. Wainwright, P. Mishkin, C. Zhang, S. Agarwal, K. Slama, A. Ray, J. Schulman, J. Hilton, F. Kelton, L. Miller, M. Simens, A. Askell, P. Welinder, P. F. Christiano, J. Leike, and R. Lowe. Training language models to follow instructions with human feedback. In S. Koyejo, S. Mohamed, A. Agarwal, D. Belgrave, K. Cho, and A. Oh, editors, *Advances in Neural Information Processing Systems*, volume 35, pages 27730–27744. Curran Associates, Inc., 2022. URL https://proceedings.neurips.cc/paper_files/paper/2022/file/b1efde53be364a73914f58805a001731-Paper-Conference.pdf.
- [70] A. Pace, J. Mallinson, E. Malmi, S. Krause, and A. Severyn. West-of-n: Synthetic preference generation for improved reward modeling. *arXiv preprint arXiv:2401.12086*, 2024.
- [71] L. Qiu, Y. Zhao, J. Li, P. Lu, B. Peng, J. Gao, and S. Zhu. Valuenet: A new dataset for human value driven dialogue system. In *Thirty-Sixth AAAI Conference on Artificial Intelligence, AAAI 2022, Thirty-Fourth Conference on Innovative Applications of Artificial Intelligence, IAAI 2022, The Twelveth Symposium on Educational Advances in Artificial Intelligence, EAAI 2022 Virtual Event, February 22 - March 1, 2022*, pages 11183–11191. AAAI Press, 2022. doi: 10.1609/AAAI.V36I10.21368. URL <https://doi.org/10.1609/aaai.v36i10.21368>.
- [72] R. Rafailov, A. Sharma, E. Mitchell, C. D. Manning, S. Ermon, and C. Finn. Direct preference optimization: Your language model is secretly a reward model. In *Thirty-seventh Conference on Neural Information Processing Systems*, 2023. URL <https://openreview.net/forum?id=HPuSIXJaa9>.

- [73] A. Rao, A. Yerukola, V. Shah, K. Reinecke, and M. Sap. Normad: A benchmark for measuring the cultural adaptability of large language models. *arXiv preprint arXiv:2404.12464*, 2024.
- [74] N. Reimers and I. Gurevych. Sentence-BERT: Sentence embeddings using Siamese BERT-networks. In *Proceedings of the 2019 Conference on Empirical Methods in Natural Language Processing and the 9th International Joint Conference on Natural Language Processing (EMNLP-IJCNLP)*, pages 3982–3992, Hong Kong, China, Nov. 2019. Association for Computational Linguistics. doi: 10.18653/v1/D19-1410. URL <https://aclanthology.org/D19-1410>.
- [75] K. Sakaguchi, R. L. Bras, C. Bhagavatula, and Y. Choi. Winogrande: An adversarial winograd schema challenge at scale. *arXiv preprint arXiv:1907.10641*, 2019.
- [76] V. Sanh, A. Webson, C. Raffel, S. Bach, L. Sutawika, Z. Alyafeai, A. Chaffin, A. Stiegler, A. Raja, M. Dey, M. S. Bari, C. Xu, U. Thakker, S. S. Sharma, E. Szczechla, T. Kim, G. Chhablani, N. Nayak, D. Datta, J. Chang, M. T.-J. Jiang, H. Wang, M. Manica, S. Shen, Z. X. Yong, H. Pandey, R. Bawden, T. Wang, T. Neeraj, J. Rozen, A. Sharma, A. Santilli, T. Fevry, J. A. Fries, R. Teehan, T. L. Scao, S. Biderman, L. Gao, T. Wolf, and A. M. Rush. Multitask prompted training enables zero-shot task generalization. In *International Conference on Learning Representations*, 2022. URL <https://openreview.net/forum?id=9Vrb9D0WI4>.
- [77] S. Santurkar, E. Durmus, F. Ladhak, C. Lee, P. Liang, and T. Hashimoto. Whose opinions do language models reflect? *arXiv preprint arXiv:2303.17548*, 2023.
- [78] B. Settles. Active learning literature survey. Technical report, University of Wisconsin-Madison Department of Computer Sciences, 2009.
- [79] B. Settles and M. Craven. An analysis of active learning strategies for sequence labeling tasks. In *Proceedings of the 2008 Conference on Empirical Methods in Natural Language Processing*, pages 1070–1079, Honolulu, Hawaii, Oct. 2008. Association for Computational Linguistics. URL <https://aclanthology.org/D08-1112>.
- [80] S. Shen, L. Logeswaran, M. Lee, H. Lee, S. Poria, and R. Mihalcea. Understanding the capabilities and limitations of large language models for cultural commonsense. *arXiv preprint arXiv:2405.04655*, 2024.
- [81] H. Sidahmed, S. Phatale, A. Hutcheson, Z. Lin, Z. Chen, Z. Yu, J. Jin, R. Komarytsia, C. Ahlheim, Y. Zhu, S. Chaudhary, B. Li, S. Ganesh, B. Byrne, J. Hoffmann, H. Mansoor, W. Li, A. Rastogi, and L. Dixon. Perl: Parameter efficient reinforcement learning from human feedback. *arXiv preprint arXiv:2403.10704*, 2024.
- [82] A. Siddhant and Z. C. Lipton. Deep Bayesian active learning for natural language processing: Results of a large-scale empirical study. In *Proceedings of the 2018 Conference on Empirical Methods in Natural Language Processing*, pages 2904–2909, Brussels, Belgium, Oct.-Nov. 2018. Association for Computational Linguistics. doi: 10.18653/v1/D18-1318. URL <https://aclanthology.org/D18-1318>.
- [83] F. Song, B. Yu, H. Lang, H. Yu, F. Huang, H. Wang, and Y. Li. Scaling data diversity for fine-tuning language models in human alignment. *arXiv preprint arXiv:2403.11124*, 2024.
- [84] K. Song, X. Tan, T. Qin, J. Lu, and T. Liu. Mpnet: Masked and permuted pre-training for language understanding. In H. Larochelle, M. Ranzato, R. Hadsell, M. Balcan, and H. Lin, editors, *Advances in Neural Information Processing Systems 33: Annual Conference on Neural Information Processing Systems 2020, NeurIPS 2020, December 6-12, 2020, virtual*, 2020. URL <https://proceedings.neurips.cc/paper/2020/hash/c3a690be93aa602ee2dc0ccab5b7b67e-Abstract.html>.
- [85] T. Sorensen, L. Jiang, J. D. Hwang, S. Levine, V. Pyatkin, P. West, N. Dziri, X. Lu, K. Rao, C. Bhagavatula, M. Sap, J. Tasioulas, and Y. Choi. Value kaleidoscope: Engaging AI with pluralistic human values, rights, and duties. In M. J. Wooldridge, J. G. Dy, and S. Natarajan, editors, *Thirty-Eighth AAAI Conference on Artificial Intelligence, AAAI 2024, Thirty-Sixth Conference on Innovative Applications of Artificial Intelligence, IAAI 2024, Fourteenth Symposium*

- on *Educational Advances in Artificial Intelligence, EAAI 2014, February 20-27, 2024, Vancouver, Canada*, pages 19937–19947. AAAI Press, 2024. doi: 10.1609/AAAI.V38I18.29970. URL <https://doi.org/10.1609/aaai.v38i18.29970>.
- [86] T. Sorensen, J. Moore, J. Fisher, M. Gordon, N. Mireshghallah, C. M. Rytting, A. Ye, L. Jiang, X. Lu, N. Dziri, T. Althoff, and Y. Choi. A roadmap to pluralistic alignment. *arXiv preprint arXiv:2402.05070*, 2024.
 - [87] N. Stiennon, L. Ouyang, J. Wu, D. Ziegler, R. Lowe, C. Voss, A. Radford, D. Amodei, and P. F. Christiano. Learning to summarize with human feedback. In H. Larochelle, M. Ranzato, R. Hadsell, M. Balcan, and H. Lin, editors, *Advances in Neural Information Processing Systems*, volume 33, pages 3008–3021. Curran Associates, Inc., 2020. URL https://proceedings.neurips.cc/paper_files/paper/2020/file/1f89885d556929e98d3ef9b86448f951-Paper.pdf.
 - [88] H. Su, J. Kasai, C. H. Wu, W. Shi, T. Wang, J. Xin, R. Zhang, M. Ostendorf, L. Zettlemoyer, N. A. Smith, and T. Yu. Selective annotation makes language models better few-shot learners. *arXiv preprint arXiv:2209.01975*, 2022.
 - [89] M. Suzgun, L. Melas-Kyriazi, and D. Jurafsky. Follow the wisdom of the crowd: Effective text generation via minimum Bayes risk decoding. In A. Rogers, J. Boyd-Graber, and N. Okazaki, editors, *Findings of the Association for Computational Linguistics: ACL 2023*, pages 4265–4293, Toronto, Canada, July 2023. Association for Computational Linguistics. doi: 10.18653/v1/2023.findings-acl.262. URL <https://aclanthology.org/2023.findings-acl.262>.
 - [90] F. Tajwar, A. Singh, A. Sharma, R. Rafailov, J. Schneider, T. Xie, S. Ermon, C. Finn, and A. Kumar. Preference fine-tuning of llms should leverage suboptimal, on-policy data. *arXiv preprint arXiv:2404.14367*, 2024.
 - [91] Y. Tang, D. Z. Guo, Z. Zheng, D. Calandriello, Y. Cao, E. Tarassov, R. Munos, B. Ávila Pires, M. Valko, Y. Cheng, and W. Dabney. Understanding the performance gap between online and offline alignment algorithms. *arXiv preprint arXiv:2405.08448*, 2024.
 - [92] H. Touvron, L. Martin, K. Stone, P. Albert, A. Almahairi, Y. Babaei, N. Bashlykov, S. Batra, P. Bhargava, S. Bhosale, D. Bikel, L. Blecher, C. C. Ferrer, M. Chen, G. Cucurull, D. Esiobu, J. Fernandes, J. Fu, W. Fu, B. Fuller, C. Gao, V. Goswami, N. Goyal, A. Hartshorn, S. Hosseini, R. Hou, H. Inan, M. Kardas, V. Kerkez, M. Khabsa, I. Kloumann, A. Korenev, P. S. Koura, M.-A. Lachaux, T. Lavril, J. Lee, D. Liskovich, Y. Lu, Y. Mao, X. Martinet, T. Mihaylov, P. Mishra, I. Molybog, Y. Nie, A. Poulton, J. Reizenstein, R. Rungta, K. Saladi, A. Schelten, R. Silva, E. M. Smith, R. Subramanian, X. E. Tan, B. Tang, R. Taylor, A. Williams, J. X. Kuan, P. Xu, Z. Yan, I. Zarov, Y. Zhang, A. Fan, M. Kambadur, S. Narang, A. Rodriguez, R. Stojnic, S. Edunov, and T. Scialom. Llama 2: Open foundation and fine-tuned chat models. *arXiv preprint arXiv:2307.09288*, 2023.
 - [93] L. Tunstall, E. Beeching, N. Lambert, N. Rajani, K. Rasul, Y. Belkada, S. Huang, L. von Werra, C. Fourrier, N. Habib, et al. Zephyr: Direct distillation of lm alignment. *arXiv preprint arXiv:2310.16944*, 2023.
 - [94] L. von Werra, Y. Belkada, L. Tunstall, E. Beeching, T. Thrush, N. Lambert, and S. Huang. Trl: Transformer reinforcement learning. <https://github.com/huggingface/trl>, 2020.
 - [95] R. Wan, J. Kim, and D. Kang. Everyone’s voice matters: Quantifying annotation disagreement using demographic information. *Proceedings of the AAAI Conference on Artificial Intelligence*, 37(12):14523–14530, Jun. 2023. doi: 10.1609/aaai.v37i12.26698. URL <https://ojs.aaai.org/index.php/AAAI/article/view/26698>.
 - [96] Y. Wang, Y. Kordi, S. Mishra, A. Liu, N. A. Smith, D. Khashabi, and H. Hajishirzi. Self-instruct: Aligning language models with self-generated instructions. In A. Rogers, J. Boyd-Graber, and N. Okazaki, editors, *Proceedings of the 61st Annual Meeting of the Association for Computational Linguistics (Volume 1: Long Papers)*, pages 13484–13508, Toronto, Canada, July 2023. Association for Computational Linguistics. doi: 10.18653/v1/2023.acl-long.754. URL <https://aclanthology.org/2023.acl-long.754>.

- [97] J. Wei, X. Wang, D. Schuurmans, M. Bosma, B. Ichter, F. Xia, E. Chi, Q. Le, and D. Zhou. Chain-of-thought prompting elicits reasoning in large language models. *arXiv preprint arXiv:2201.11903*, 2023.
- [98] T. Wolf, L. Debut, V. Sanh, J. Chaumond, C. Delangue, A. Moi, P. Cistac, T. Rault, R. Louf, M. Funtowicz, J. Davison, S. Shleifer, P. von Platen, C. Ma, Y. Jernite, J. Plu, C. Xu, T. Le Scao, S. Gugger, M. Drame, Q. Lhoest, and A. Rush. Transformers: State-of-the-art natural language processing. In *Proceedings of the 2020 Conference on Empirical Methods in Natural Language Processing: System Demonstrations*, pages 38–45, Online, Oct. 2020. Association for Computational Linguistics. doi: 10.18653/v1/2020.emnlp-demos.6. URL <https://aclanthology.org/2020.emnlp-demos.6>.
- [99] C. Xu, Q. Sun, K. Zheng, X. Geng, P. Zhao, J. Feng, C. Tao, Q. Lin, and D. Jiang. WizardLM: Empowering large pre-trained language models to follow complex instructions. In *The Twelfth International Conference on Learning Representations*, 2024. URL <https://openreview.net/forum?id=CfXh93NDgH>.
- [100] J. Xu, A. Lee, S. Sukhbaatar, and J. Weston. Some things are more cringe than others: Preference optimization with the pairwise cringe loss. *arXiv preprint arXiv:2312.16682*, 2023.
- [101] S. Xu, W. Dong, Z. Guo, X. Wu, and D. Xiong. Exploring multilingual concepts of human value in large language models: Is value alignment consistent, transferable and controllable across languages? *arXiv preprint arXiv:2402.18120*, 2024.
- [102] S. Xu, W. Fu, J. Gao, W. Ye, W. Liu, Z. Mei, G. Wang, C. Yu, and Y. Wu. Is dpo superior to ppo for llm alignment? a comprehensive study. *arXiv preprint arXiv:2404.10719*, 2024.
- [103] G. Yang, J. Chen, W. Lin, and B. Byrne. Direct preference optimization for neural machine translation with minimum bayes risk decoding. *arXiv preprint arXiv:2311.08380*, 2024.
- [104] T. Yu, T.-E. Lin, Y. Wu, M. Yang, F. Huang, and Y. Li. Constructive large language models alignment with diverse feedback. *arXiv preprint arXiv:2310.06450*, 2023.
- [105] L. Yuan, G. Cui, H. Wang, N. Ding, X. Wang, J. Deng, B. Shan, H. Chen, R. Xie, Y. Lin, Z. Liu, B. Zhou, H. Peng, Z. Liu, and M. Sun. Advancing llm reasoning generalists with preference trees. *arXiv preprint arXiv:2404.02078*, 2024.
- [106] W. Yuan, R. Y. Pang, K. Cho, X. Li, S. Sukhbaatar, J. Xu, and J. Weston. Self-rewarding language models. *arXiv preprint arXiv:2401.10020*, 2024.
- [107] Z. Yuan, H. Yuan, C. Li, G. Dong, K. Lu, C. Tan, C. Zhou, and J. Zhou. Scaling relationship on learning mathematical reasoning with large language models. *arXiv preprint arXiv:2308.01825*, 2023.
- [108] R. Zellers, A. Holtzman, Y. Bisk, A. Farhadi, and Y. Choi. HellaSwag: Can a machine really finish your sentence? In *Proceedings of the 57th Annual Meeting of the Association for Computational Linguistics*, pages 4791–4800, Florence, Italy, July 2019. Association for Computational Linguistics. doi: 10.18653/v1/P19-1472. URL <https://aclanthology.org/P19-1472>.
- [109] X. Zeng, S. Garg, R. Chatterjee, U. Nallasamy, and M. Paulik. Empirical evaluation of active learning techniques for neural MT. In *Proceedings of the 2nd Workshop on Deep Learning Approaches for Low-Resource NLP (DeepLo 2019)*, pages 84–93, Hong Kong, China, Nov. 2019. Association for Computational Linguistics. doi: 10.18653/v1/D19-6110. URL <https://aclanthology.org/D19-6110>.
- [110] D. Zhang, J. Wang, and F. Charton. Instruction diversity drives generalization to unseen tasks. *arXiv preprint arXiv:2402.10891*, 2024.
- [111] Z. Zhang, E. Strubell, and E. Hovy. A survey of active learning for natural language processing. In Y. Goldberg, Z. Kozareva, and Y. Zhang, editors, *Proceedings of the 2022 Conference on Empirical Methods in Natural Language Processing*, pages 6166–6190, Abu Dhabi, United Arab Emirates, Dec. 2022. Association for Computational Linguistics. doi: 10.18653/v1/2022.emnlp-main.414. URL <https://aclanthology.org/2022.emnlp-main.414>.

- [112] Y. Zhao, H. Zhang, S. Zhou, and Z. Zhang. Active learning approaches to enhancing neural machine translation. In *Findings of the Association for Computational Linguistics: EMNLP 2020*, pages 1796–1806, Online, Nov. 2020. Association for Computational Linguistics. doi: 10.18653/v1/2020.findings-emnlp.162. URL <https://aclanthology.org/2020.findings-emnlp.162>.
- [113] Y. Zhao, R. Joshi, T. Liu, M. Khalman, M. Saleh, and P. J. Liu. Slic-hf: Sequence likelihood calibration with human feedback. *arXiv preprint arXiv:2305.10425*, 2023.
- [114] L. Zheng, W.-L. Chiang, Y. Sheng, S. Zhuang, Z. Wu, Y. Zhuang, Z. Lin, Z. Li, D. Li, E. Xing, H. Zhang, J. E. Gonzalez, and I. Stoica. Judging LLM-as-a-judge with MT-bench and chatbot arena. In *Thirty-seventh Conference on Neural Information Processing Systems Datasets and Benchmarks Track*, 2023. URL <https://openreview.net/forum?id=uccHPGD1ao>.
- [115] R. Zheng, S. Dou, S. Gao, Y. Hua, W. Shen, B. Wang, Y. Liu, S. Jin, Q. Liu, Y. Zhou, L. Xiong, L. Chen, Z. Xi, N. Xu, W. Lai, M. Zhu, C. Chang, Z. Yin, R. Weng, W. Cheng, H. Huang, T. Sun, H. Yan, T. Gui, Q. Zhang, X. Qiu, and X. Huang. Secrets of rlhf in large language models part i: Ppo. *arXiv preprint arXiv:2307.04964*, 2023.
- [116] C. Zhou, P. Liu, P. Xu, S. Iyer, J. Sun, Y. Mao, X. Ma, A. Efrat, P. Yu, L. YU, S. Zhang, G. Ghosh, M. Lewis, L. Zettlemoyer, and O. Levy. LIMA: Less is more for alignment. In *Thirty-seventh Conference on Neural Information Processing Systems*, 2023. URL <https://openreview.net/forum?id=KBMOKmX2he>.
- [117] Z. Zhou, J. Liu, C. Yang, J. Shao, Y. Liu, X. Yue, W. Ouyang, and Y. Qiao. Beyond one-preference-fits-all alignment: Multi-objective direct preference optimization. *arXiv preprint arXiv:2310.03708*, 2023.
- [118] D. M. Ziegler, N. Stiennon, J. Wu, T. B. Brown, A. Radford, D. Amodei, P. Christiano, and G. Irving. Fine-tuning language models from human preferences. *arXiv preprint arXiv:1909.08593*, 2020.

Table 7: DPO hyperparameters.

Parameter	Value
Training epochs	3
Batch size	4
Regularization factor (β)	0.1
Optimizer	RMSProp
Learning rate	1e-5
Learning rate scheduler	linear
Warm up steps	#instructions / 80
Max instruction length	512
Max new tokens	512
Max total length	512

Table 8: Generation hyperparameters on evaluation.

Parameter	Value
Max instruction length	512
Max new tokens	512
Temperature	1.0
Top- p	0.7

A Hyperparameters

Table 7 lists the hyperparameters we use to run DPO. Table 8 lists the hyperparameters we use to generate the texts for evaluation.

B Ablation Study

We describe the ablation study to evaluate the effect of AEPO in different settings.

B.1 LoRA Hyperparameters

We evaluate the effect of the LoRA hyperparameters on the performance of AEPO. We run DPO once with LoRA’s $r \in \{32, 128\}$ and $\alpha = r/4$. All other experimental settings are the same as in Section 4. Tables 9 and 10 show the experimental results. We observe that AEPO outperforms WoN in reward scores as in Section 4 regardless of the choice of the LoRA’s r .

Table 9: Evaluation of AEPO on AlpacaFarm using Mistral with LoRA’s $r = 32$ and $\alpha = r/4$.

Preference Dataset Configuration							
Method	#Insts	#Annots	OASST	Eurus	OASST (w%)	Eurus (w%)	PairRM (w%)
SFT (Mistral)	0	0	1.901	878.48	50	50	50
Random ($p = 0.8$)	$ \mathcal{D} $	$2 \mathcal{D} $	2.021	997.05	54.22	55.59	52.49
Random ($p = 0.9$)	$ \mathcal{D} $	$2 \mathcal{D} $	2.029	970.77	54.10	54.72	52.64
Random ($p = 1.0$)	$ \mathcal{D} $	$2 \mathcal{D} $	<u>2.099</u>	1009.53	55.47	<u>56.96</u>	53.64
WoN ($N = 4$)	$ \mathcal{D} /2$	$2 \mathcal{D} $	2.088	1031.62	56.34	56.71	53.98
WoN ($N = 8$)	$ \mathcal{D} /4$	$2 \mathcal{D} $	2.052	993.94	54.84	56.09	<u>54.10</u>
AEPO ($\lambda = 0$)	$ \mathcal{D} $	$2 \mathcal{D} $	1.994	936.94	53.48	53.35	53.10
AEPO ($\lambda = 0.5$)	$ \mathcal{D} $	$2 \mathcal{D} $	2.079	981.37	<u>56.77</u>	55.53	54.12
AEPO ($\lambda = 1.0$)	$ \mathcal{D} $	$2 \mathcal{D} $	2.121	1063.08	58.26	58.07	53.98
AEPO ($\lambda = 2.0$)	$ \mathcal{D} $	$2 \mathcal{D} $	2.072	<u>1034.58</u>	55.53	56.34	53.97
WoN ($N = 128$)	$ \mathcal{D} $	$128 \mathcal{D} $	2.339	1169.37	65.47	63.23	59.61

Table 10: Evaluation of AEPO on AlpacaFarm using Mistral with LoRA’s $r = 128$ and $\alpha = r/4$.

Preference Dataset Configuration							
Method	#Insts	#Annots	OASST	Eurus	OASST (w%)	Eurus (w%)	PairRM (w%)
SFT (Mistral)	0	0	1.901	878.48	50	50	50
Random ($p = 0.8$)	$ \mathcal{D} $	$2 \mathcal{D} $	2.310	1149.53	63.11	60.62	59.18
Random ($p = 0.9$)	$ \mathcal{D} $	$2 \mathcal{D} $	<u>2.394</u>	1140.02	65.96	59.25	60.00
Random ($p = 1.0$)	$ \mathcal{D} $	$2 \mathcal{D} $	<u>2.308</u>	1096.25	63.11	58.01	58.96
WoN ($N = 4$)	$ \mathcal{D} /2$	$2 \mathcal{D} $	2.390	1160.43	<u>66.02</u>	<u>63.66</u>	61.68
WoN ($N = 8$)	$ \mathcal{D} /4$	$2 \mathcal{D} $	2.357	1183.47	65.65	63.29	61.28
AEPO ($\lambda = 0$)	$ \mathcal{D} $	$2 \mathcal{D} $	2.186	1050.34	60.62	58.01	57.80
AEPO ($\lambda = 0.5$)	$ \mathcal{D} $	$2 \mathcal{D} $	2.379	1172.73	63.29	63.91	<u>60.37</u>
AEPO ($\lambda = 1.0$)	$ \mathcal{D} $	$2 \mathcal{D} $	2.354	1164.29	64.35	63.60	60.62
AEPO ($\lambda = 2.0$)	$ \mathcal{D} $	$2 \mathcal{D} $	2.400	1203.51	66.34	63.60	59.69
WoN ($N = 128$)	$ \mathcal{D} $	$128 \mathcal{D} $	2.705	1303.34	74.35	68.76	66.72

Table 11: Evaluation of AEPO on AlpacaFarm with Mistral using *hinge loss*.

Preference Dataset Configuration							
Method	#Insts	#Annots	OASST	Eurus	OASST (w%)	Eurus (w%)	PairRM (w%)
SFT (Mistral)	0	0	1.901	878.48	50	50	50
Random ($p = 0.8$)	$ \mathcal{D} $	$2 \mathcal{D} $	2.026	998.26	54.66	55.78	52.77
Random ($p = 0.9$)	$ \mathcal{D} $	$2 \mathcal{D} $	2.036	989.09	55.47	55.71	53.32
Random ($p = 1.0$)	$ \mathcal{D} $	$2 \mathcal{D} $	2.068	997.99	55.59	56.46	53.46
WoN ($N = 4$)	$ \mathcal{D} /2$	$2 \mathcal{D} $	<u>2.095</u>	1009.54	55.90	55.28	53.69
WoN ($N = 8$)	$ \mathcal{D} /4$	$2 \mathcal{D} $	<u>2.037</u>	989.60	54.47	55.59	<u>54.15</u>
AEPO ($\lambda = 0$)	$ \mathcal{D} $	$2 \mathcal{D} $	1.994	964.50	53.48	54.60	53.10
AEPO ($\lambda = 0.5$)	$ \mathcal{D} $	$2 \mathcal{D} $	2.079	991.11	<u>56.77</u>	55.65	54.22
AEPO ($\lambda = 1.0$)	$ \mathcal{D} $	$2 \mathcal{D} $	2.121	1052.23	58.26	58.51	53.98
AEPO ($\lambda = 2.0$)	$ \mathcal{D} $	$2 \mathcal{D} $	2.072	<u>1050.30</u>	55.53	<u>57.27</u>	53.97
WoN ($N = 128$)	$ \mathcal{D} $	$128 \mathcal{D} $	2.335	1156.37	63.42	63.17	59.08

B.2 Loss Function

Several variants of loss functions are proposed to replace the sigmoid loss function of DPO [28, 61, 113]. The experimental results of AEPO using hinge loss and KTO loss are given in Tables 11 and 12. We use LoRA $r = 32$ and LoRA $\alpha = r/4$. Other experimental settings follow the settings in Section 4. We observe that AEPO outperforms the baselines regardless of the choice of the loss function.

Table 12: Evaluation of AEPO on AlpacaFarm with Mistral using *KTO loss*.

Preference Dataset Configuration							
Method	#Insts	#Annots	OASST	Eurus	OASST (w%)	Eurus (w%)	PairRM (w%)
SFT (Mistral)	0	0	1.901	878.48	50	50	50
Random ($p = 0.8$)	$ \mathcal{D} $	$2 \mathcal{D} $	2.025	1022.52	54.78	57.14	52.83
Random ($p = 0.9$)	$ \mathcal{D} $	$2 \mathcal{D} $	2.057	988.42	55.16	55.90	53.04
Random ($p = 1.0$)	$ \mathcal{D} $	$2 \mathcal{D} $	<u>2.095</u>	1000.09	56.15	57.02	53.88
WoN ($N = 4$)	$ \mathcal{D} /2$	$2 \mathcal{D} $	2.075	994.79	55.22	54.60	54.03
WoN ($N = 8$)	$ \mathcal{D} /4$	$2 \mathcal{D} $	2.032	1002.73	54.29	56.15	53.87
AEPO ($\lambda = 0$)	$ \mathcal{D} $	$2 \mathcal{D} $	1.994	952.70	53.48	53.73	53.10
AEPO ($\lambda = 0.5$)	$ \mathcal{D} $	$2 \mathcal{D} $	2.079	981.76	<u>56.77</u>	55.40	54.15
AEPO ($\lambda = 1.0$)	$ \mathcal{D} $	$2 \mathcal{D} $	2.121	1059.95	58.26	58.76	53.98
AEPO ($\lambda = 2.0$)	$ \mathcal{D} $	$2 \mathcal{D} $	2.072	<u>1030.45</u>	55.53	<u>57.39</u>	53.97
WoN ($N = 128$)	$ \mathcal{D} $	$128 \mathcal{D} $	2.359	1158.02	64.84	62.86	59.84

Table 13: Example of a preference dataset entry generated by AEPO and WoN on AlpacaFarm dataset. The input prompt is: *Paraphrase this sentence to have the same meaning.* We have had a prolonged period of extremely cold weather.

Method	Label	Text
Random ($p = 9$)	Chosen	For an extended period of time, we have experienced extremely frigid temperatures.
	Rejected	The cold weather has been ongoing for a long period of time.
WoN ($N = 4$)	Chosen	During an extended period of harsh winter conditions, we have been dealing with exceptionally low temperatures.
	Rejected	For a very long time, the temperature has been extremely low.
		There has been a long stretch of bitterly cold weather.
WoN ($N = 8$)	Chosen	OR Cold weather has persisted for an extended period of time.
	Rejected	For a long time, the weather has been very cold.
AEPO ($\lambda = 0.0$)	Chosen	For an extended period of time, the weather has been extremely cold.
	Rejected	For an extended period of time, the weather has been extremely cold.
AEPO ($\lambda = 1.0$)	Chosen	The weather has been exceptionally frigid for an extended time.
	Rejected	We have experienced a long time with very low temperatures.
AEPO ($\lambda = 2.0$)	Chosen	The period of extremely low temperatures has persisted for an extended period of time.
	Rejected	For a long time now, we have experienced a severe cold spell.

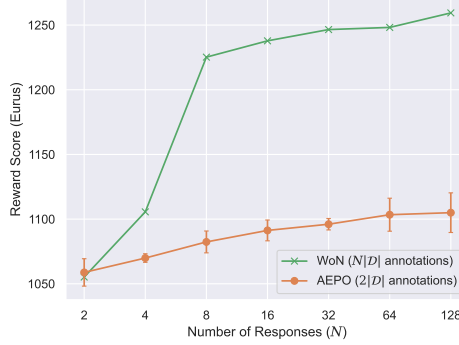


Figure 4: Evaluation of the DPO using the WoN strategy without limiting the annotation budget on AlpacaFarm using Mistral. The Eurus reward model is used for evaluation. With more annotations, WoN outperforms AEPO.

C Generation Examples of AEPO

We show examples of the dataset entries generated by AEPO and WoN in Tables 13 and 14. AEPO with $\lambda = 0.0$ selects two very similar or even identical responses. In contrast, the two responses selected by AEPO with $\lambda = 1.0$ are sufficiently diverse and of high quality.

D Evaluation of West-of-N Strategy

We do not claim that AEPO outperforms WoN in every situation. WoN is an effective strategy when an abundance of annotations is available. Table 15 shows the performance of DPO with the WoN strategy using N annotations per instruction without reducing the size of the instruction set. As shown in previous work [100, 106], the WoN strategy significantly improves the performance of the resulting DPO models at the cost of additional annotations. The win rate against the SFT model is shown in Figure 4.

E Additional Results

Tables 16 and 17 show the results of training Mistral on AlpacaFarm including the results of the proxy reward model (OASST). The results of Mistral on Anthropic’s Helpfulness and Harmlessness are shown in Tables 18, 19, 20, and 21. Table 22 is the result of training Dolly.

Table 14: Example of a preference dataset entry generated by AEPO and WoN on AlpacaFarm dataset. The input prompt is: *Write two sentences with the same meaning but with different wordings*
He went to the store.

Method	Label	Text
Random ($p = 9$)	Chosen	He visited the store. He went shopping.
	Rejected	He visited the store. He went shopping.
		I got a message from my mom.
WoN ($N = 4$)	Chosen	1. He went to the market. 2. He went shopping.
	Rejected	He purchased products from the grocery store. He went and made purchases at the store.
		He left the house. He walked away from his living space.
WoN ($N = 8$)	Chosen	1. He went to the market. 2. He went shopping.
	Rejected	He purchased products from the grocery store. He went and made purchases at the store.
		He left the house. He walked away from his living space.
AEPO ($\lambda = 0.0$)	Chosen	He went shopping at the store. He visited a store for purchasing goods.
	Rejected	He traveled to the store or he went to shop.
AEPO ($\lambda = 1.0$)	Chosen	1. The subject went to the destination. 2. The subject made his/her way to the location in question. He made a trip to the store for some supplies. He purchased items from the store.
	Rejected	I will buy the supplies from the store tomorrow. Could you please provide me with some groceries from the store? Can you tell me if the store has any fresh fruits and vegetables available for sale?
AEPO ($\lambda = 2.0$)	Chosen	1. The subject went to the destination. 2. The subject made his/her way to the location in question.
	Rejected	I went to the local shop.

Table 15: Evaluation of DPO with the WoN strategy on AlpacaFarm using Mistral. The results of $N = 2, 128$ are the average of three runs, while the rest are of a single run.

Preference Dataset Configuration							
Method	#Insts	#Annots	OASST	Eurus	OASST (w%)	Eurus (w%)	PairRM (w%)
SFT (Mistral)	0	0	1.901	878.48	50	50	50
Random ($p = 0.9$)	$ \mathcal{D} $	$2 \mathcal{D} $	2.174	1058.78	59.71	57.10	55.54
WoN ($N = 4$)	$ \mathcal{D} $	$4 \mathcal{D} $	2.315	1105.60	64.35	61.37	59.26
WoN ($N = 8$)	$ \mathcal{D} $	$8 \mathcal{D} $	2.422	1225.22	66.09	67.20	62.73
WoN ($N = 16$)	$ \mathcal{D} $	$16 \mathcal{D} $	2.454	1237.81	68.14	64.66	63.42
WoN ($N = 32$)	$ \mathcal{D} $	$32 \mathcal{D} $	2.529	1246.53	70.56	66.09	64.51
WoN ($N = 64$)	$ \mathcal{D} $	$64 \mathcal{D} $	2.470	1248.19	68.07	66.58	63.72
WoN ($N = 128$)	$ \mathcal{D} $	$128 \mathcal{D} $	2.522	1262.77	70.12	67.31	64.17

Table 16: Reward score of the AEPO on AlpacaFarm using Mistral. The best score is in bold, and the second best is underlined. The mean and standard deviation of three runs are shown. Note that OASST is used as a proxy reward model to annotate the preference of the training dataset.

Preference Dataset Configuration				
Method	#Insts	#Annots	OASST	Eurus
SFT (Mistral)	0	0	1.901	878.48
Random ($p = 0.8$)	$ \mathcal{D} $	$2 \mathcal{D} $	2.155 ± 0.010	1088.71 ± 17.90
Random ($p = 0.9$)	$ \mathcal{D} $	$2 \mathcal{D} $	2.174 ± 0.009	1058.78 ± 10.60
Random ($p = 1.0$)	$ \mathcal{D} $	$2 \mathcal{D} $	2.168 ± 0.007	1044.35 ± 0.98
WoN ($N = 4$)	$ \mathcal{D} /2$	$2 \mathcal{D} $	2.217 ± 0.012	1076.31 ± 14.35
WoN ($N = 8$)	$ \mathcal{D} /4$	$2 \mathcal{D} $	2.197 ± 0.005	1047.37 ± 9.94
WoN ($N = 128$)	$ \mathcal{D} /64$	$2 \mathcal{D} $	1.926 ± 0.005	912.03 ± 1.25
AEPO ($\lambda = 0$)	$ \mathcal{D} $	$2 \mathcal{D} $	2.063 ± 0.009	999.03 ± 1.43
AEPO ($\lambda = 0.5$)	$ \mathcal{D} $	$2 \mathcal{D} $	2.230 ± 0.011	<u>1094.20 ± 13.70</u>
AEPO ($\lambda = 1.0$)	$ \mathcal{D} $	$2 \mathcal{D} $	<u>2.222 ± 0.009</u>	1104.97 ± 15.33
AEPO ($\lambda = 2.0$)	$ \mathcal{D} $	$2 \mathcal{D} $	2.219 ± 0.010	1085.78 ± 9.72
WoN ($N = 128$)	$ \mathcal{D} $	$128 \mathcal{D} $	2.522 ± 0.008	1262.77 ± 5.62

Table 17: Win rate against the SFT model (Mistral) on AlpacaFarm. The best score is in bold, and the second best is underlined. The mean and standard deviation of three runs are shown. Note that OASST is used as a proxy reward model to annotate the preference of the training dataset.

Preference Dataset Configuration					
Method	#Insts	#Annots	OASST (w%)	Eurus (w%)	PairRM (w%)
SFT (Mistral)	0	0	50	50	50
Random ($p = 0.8$)	$ \mathcal{D} $	$2 \mathcal{D} $	59.86 ± 1.44	57.87 ± 0.78	56.20 ± 0.31
Random ($p = 0.9$)	$ \mathcal{D} $	$2 \mathcal{D} $	59.71 ± 0.52	57.10 ± 0.66	55.54 ± 0.62
Random ($p = 1.0$)	$ \mathcal{D} $	$2 \mathcal{D} $	59.32 ± 0.85	57.49 ± 0.24	56.17 ± 0.74
WoN ($N = 4$)	$ \mathcal{D} /2$	$2 \mathcal{D} $	60.34 ± 1.09	58.19 ± 1.07	56.61 ± 0.24
WoN ($N = 8$)	$ \mathcal{D} /4$	$2 \mathcal{D} $	<u>60.64 ± 0.61</u>	58.03 ± 0.56	56.00 ± 0.62
WoN ($N = 128$)	$ \mathcal{D} /64$	$2 \mathcal{D} $	51.55 ± 0.53	52.88 ± 0.20	50.16 ± 0.16
AEPO ($\lambda = 0$)	$ \mathcal{D} $	$2 \mathcal{D} $	56.83 ± 0.49	55.26 ± 1.05	54.92 ± 0.16
AEPO ($\lambda = 0.5$)	$ \mathcal{D} $	$2 \mathcal{D} $	59.23 ± 0.91	60.31 ± 0.16	56.42 ± 0.31
AEPO ($\lambda = 1.0$)	$ \mathcal{D} $	$2 \mathcal{D} $	62.40 ± 0.22	<u>60.29 ± 0.50</u>	<u>56.97 ± 0.24</u>
AEPO ($\lambda = 2.0$)	$ \mathcal{D} $	$2 \mathcal{D} $	59.71 ± 0.45	59.79 ± 0.95	57.36 ± 0.38
WoN ($N = 128$)	$ \mathcal{D} $	$128 \mathcal{D} $	70.12 ± 0.56	67.31 ± 0.25	64.17 ± 0.66

Figure 5 shows the diversity (distinct-2 and distinct-3) and quality of the preference dataset \mathcal{D}_{AE} generated by AEPO. AEPO successfully makes use of the set of responses to select diverse and high-quality responses to be labeled by the annotator, making the annotation process more efficient. Figures 6 and 7 show the results of Anthropic’s Helpfulness and Harmlessness datasets. AEPO achieves higher diversity and quality in both datasets.

F Computational Resources

Text generation and DPO training run on an instance with an NVIDIA A100 GPU with 80 GB VRAM, 16 CPU cores, and 48 GB memory. A single run of DPO takes approximately 50-55 minutes on the A100 instance for the AlpacaFarm and hh-rlhf datasets. AEPO runs on an NVIDIA A2 GPU with 8 GB VRAM, 8 CPU cores, and 24 GB memory. AEPO takes about 46 hours on the A2 instance to run with $N = 128$ and $k = 2$ for all of the AlpacaFarm and hh-rlhf training data.

Table 18: Evaluation of AEPO on Anthropic’s Helpfulness dataset using Mistral. The mean and standard deviation of three runs are shown. Note that OASST is used as a proxy reward model to annotate the preference of the training dataset.

Preference Dataset Configuration				
Method	#Insts	#Annots	OASST	Eurus
SFT (Mistral)	0	0	4.690	1311.75
Random ($p = 0.9$)	$ \mathcal{D} $	$2 \mathcal{D} $	5.182 ± 0.017	1570.70 ± 14.68
WoN ($N = 4$)	$ \mathcal{D} /2$	$2 \mathcal{D} $	5.131 ± 0.021	1566.81 ± 11.38
WoN ($N = 8$)	$ \mathcal{D} /4$	$2 \mathcal{D} $	5.170 ± 0.008	1609.48 ± 4.32
AEPO ($\lambda = 1.0$)	$ \mathcal{D} $	$2 \mathcal{D} $	5.177 ± 0.008	<u>1582.73</u> ± 12.53
WoN ($N = 128$)	$ \mathcal{D} $	$128 \mathcal{D} $	5.186 ± 0.007	1639.28 ± 7.99

Table 19: Win rate against the SFT model on Anthropic’s Helpfulness dataset. The mean and standard deviation of three runs are shown. Note that OASST is used as a proxy reward model to annotate the preference of the training dataset.

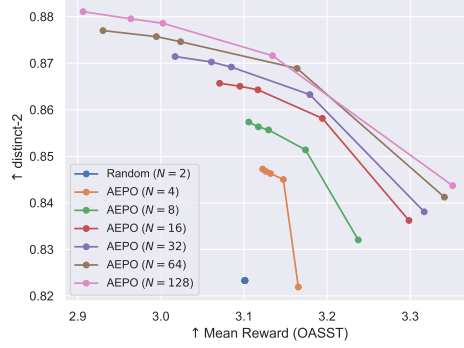
Preference Dataset Configuration					
Method	#Insts	#Annots	OASST (w%)	Eurus (w%)	PairRM (w%)
SFT (Mistral)	0	0	50	50	50
Random ($p = 0.9$)	$ \mathcal{D} $	$2 \mathcal{D} $	66.02 ± 0.65	61.48 ± 0.36	<u>60.67</u> ± 0.81
WoN ($N = 4$)	$ \mathcal{D} /2$	$2 \mathcal{D} $	64.31 ± 0.84	<u>62.13</u> ± 0.48	59.71 ± 0.27
WoN ($N = 8$)	$ \mathcal{D} /4$	$2 \mathcal{D} $	<u>66.39</u> ± 0.14	63.04 ± 0.43	60.53 ± 0.30
AEPO ($\lambda = 1.0$)	$ \mathcal{D} $	$2 \mathcal{D} $	66.81 ± 0.36	62.06 ± 0.50	59.50 ± 0.31
WoN ($N = 128$)	$ \mathcal{D} $	$128 \mathcal{D} $	66.06 ± 0.29	64.89 ± 0.30	61.40 ± 0.15

Table 20: Evaluation of AEPO on Anthropic’s Harmlessness dataset using Mistral. The mean and standard deviation of three runs are shown. Note that OASST is used as a proxy reward model to annotate the preference of the training dataset.

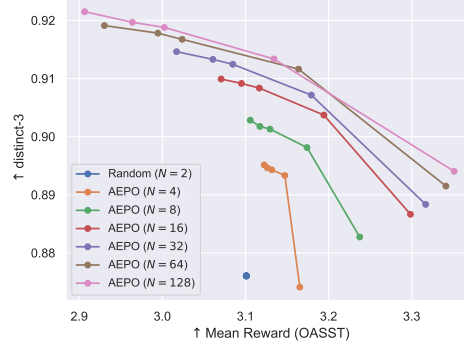
Preference Dataset Configuration				
Method	#Insts	#Annots	OASST	Eurus
SFT (Mistral)	0	0	-1.291	-43.87
Random ($p = 0.9$)	$ \mathcal{D} $	$2 \mathcal{D} $	-0.024 ± 0.003	433.93 ± 5.00
WoN ($N = 4$)	$ \mathcal{D} /2$	$2 \mathcal{D} $	<u>0.001</u> ± 0.021	<u>446.87</u> ± 4.66
WoN ($N = 8$)	$ \mathcal{D} /4$	$2 \mathcal{D} $	-0.376 ± 0.019	313.01 ± 10.18
AEPO ($\lambda = 1.0$)	$ \mathcal{D} $	$2 \mathcal{D} $	0.121 ± 0.002	502.79 ± 14.87
WoN ($N = 128$)	$ \mathcal{D} $	$128 \mathcal{D} $	0.062 ± 0.010	526.11 ± 3.73

Table 21: Win rate against the SFT model (Mistral) on Anthropic’s Harmlessness dataset. The mean and standard deviation of three runs are shown. Note that OASST is used as a proxy reward model to annotate the preference of the training dataset.

Preference Dataset Configuration					
Method	#Insts	#Annots	OASST (w%)	Eurus (w%)	PairRM (w%)
SFT (Mistral)	0	0	50	50	50
DPO ($p = 0.9$)	$ \mathcal{D} $	$2 \mathcal{D} $	71.10 ± 0.26	68.30 ± 0.09	67.51 ± 0.33
WoN ($N = 4$)	$ \mathcal{D} /2$	$2 \mathcal{D} $	<u>72.45</u> ± 0.34	<u>69.43</u> ± 0.15	<u>67.71</u> ± 0.93
WoN ($N = 8$)	$ \mathcal{D} /4$	$2 \mathcal{D} $	66.97 ± 0.43	64.21 ± 0.51	64.53 ± 0.34
AEPO ($\lambda = 1.0$)	$ \mathcal{D} $	$2 \mathcal{D} $	73.79 ± 0.13	71.62 ± 0.71	68.76 ± 0.09
WoN ($N = 128$)	$ \mathcal{D} $	$128 \mathcal{D} $	72.60 ± 0.27	72.37 ± 0.18	68.11 ± 0.30

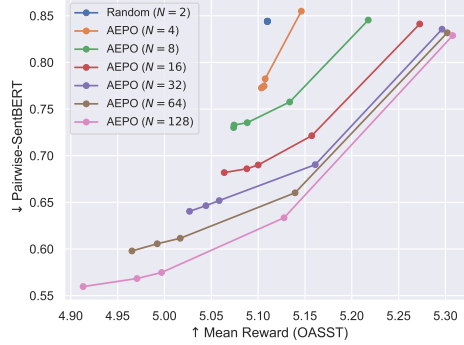


(a) ↑Distinct-2

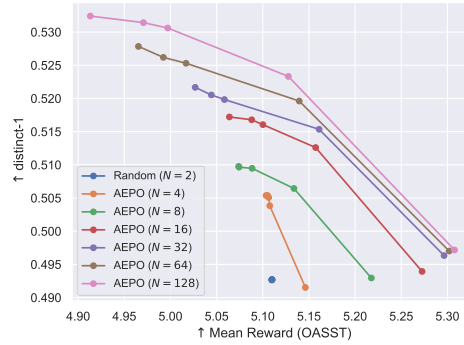


(b) ↑Distinct-3

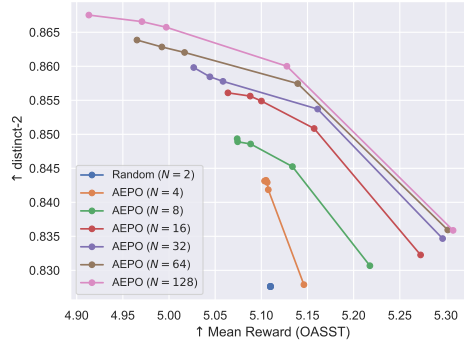
Figure 5: Diversity (\uparrow distinct-2 and \uparrow distinct-3) and quality (\uparrow mean reward) of the responses of the preference datasets \mathcal{D}_{AE} generated by AEPO with different numbers of input responses. AEPO successfully generates datasets with better diversity-quality tradeoffs.



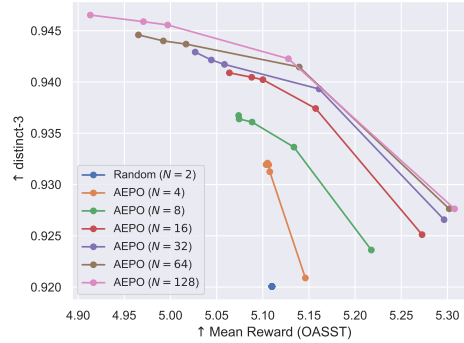
(a) ↓Sentence BERT



(b) ↑Distinct-1



(c) ↑Distinct-2

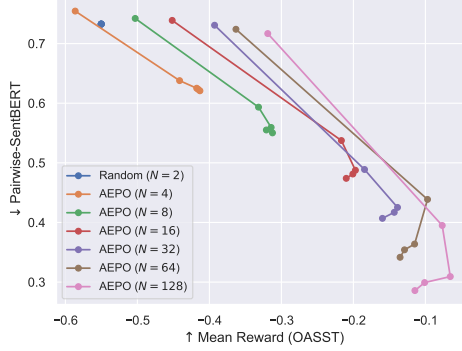


(d) ↑Distinct-3

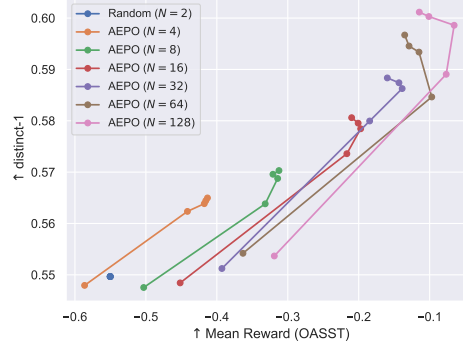
Figure 6: Diversity (\downarrow Sentence BERT and \uparrow Distinct-n) and quality (\uparrow mean reward) of the responses of the preference datasets \mathcal{D}_{AE} generated by AEPO with different numbers of input responses on Anthropic’s Helpfulness dataset.

Table 22: Evaluation of preference dataset configuration strategies for off-policy learning. We generate responses using Mistral and use the generated responses to train Dolly. LoRA hyperparameters are set $r = 32$ and $\alpha = r/4$. Note that OASST is used as a proxy reward model to annotate the preference of the training dataset.

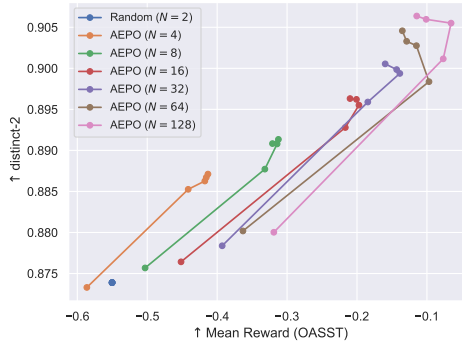
Preference Dataset Configuration							
Method	#Insts	#Annots	OASST	Eurus	OASST (w%)	Eurus (w%)	PairRM (w%)
SFT (Dolly)	0	0	-1.837	-1275.06	50	50	50
Random ($p = 0.8$)	$ \mathcal{D} $	$2 \mathcal{D} $	-1.672	-1206.83	55.53	52.11	53.19
Random ($p = 0.9$)	$ \mathcal{D} $	$2 \mathcal{D} $	-1.682	-1213.65	54.41	51.97	54.08
Random ($p = 1.0$)	$ \mathcal{D} $	$2 \mathcal{D} $	-1.685	-1232.98	52.42	51.08	52.19
WoN ($N = 4$)	$ \mathcal{D} /2$	$2 \mathcal{D} $	-1.664	-1221.01	53.17	51.71	53.80
WoN ($N = 8$)	$ \mathcal{D} /4$	$2 \mathcal{D} $	-1.700	-1233.16	52.92	50.99	53.00
WoN ($N = 128$)	$ \mathcal{D} /64$	$2 \mathcal{D} $	-1.794	-1255.30	50.87	49.72	49.35
AEPO ($\lambda = 0$)	$ \mathcal{D} $	$2 \mathcal{D} $	-1.786	-1248.58	51.12	50.03	50.54
AEPO ($\lambda = 0.5$)	$ \mathcal{D} $	$2 \mathcal{D} $	-1.609	-1208.81	55.78	52.34	53.75
AEPO ($\lambda = 1.0$)	$ \mathcal{D} $	$2 \mathcal{D} $	-1.555	-1177.69	55.40	53.95	<u>53.92</u>
AEPO ($\lambda = 2.0$)	$ \mathcal{D} $	$2 \mathcal{D} $	<u>-1.590</u>	-1207.26	56.89	<u>52.53</u>	52.89
WoN ($N = 128$)	$ \mathcal{D} $	$128 \mathcal{D} $	-1.409	-1140.61	60.50	56.02	56.44



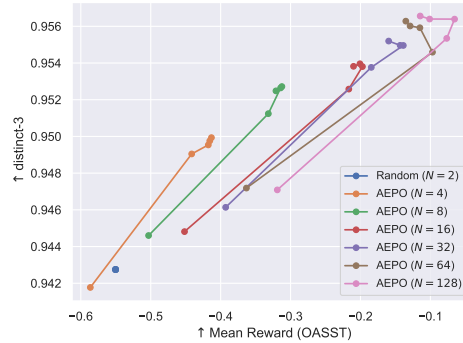
(a) \downarrow Sentence BERT



(b) \uparrow Distinct-1



(c) \uparrow Distinct-2



(d) \uparrow Distinct-3

Figure 7: Diversity (\downarrow Sentence BERT and \uparrow Distinct-n) and quality (\uparrow mean reward) of the responses of the preference datasets \mathcal{D}_{AE} generated by AEPO with different numbers of input responses on Anthropic’s Harmlessness dataset.

G Limitations

Although our method is motivated by the situation where the annotation is needed to align the language model, our experiments are conducted using a reward model to annotate preference on training datasets.

We use automated evaluation metrics to evaluate the models. Although we use one of the most accurate publicly available reward models to evaluate the performance of the models [54, 105], it would be desirable to perform a human evaluation.

Our focus is on developing a method to generate a diverse and high quality set of responses. The preparation of diverse and high quality instructions is also an important task to generate an efficient dataset [19, 20, 60, 76, 99]. Our method is orthogonal to methods for generating high quality instructions and can be combined. Comparing and combining AEPO with methods for generating diverse instructions is future work.

All experiments are performed using LoRA. The evaluation of AEPO with full parameter fine-tuning is a future work. Our experiments are limited to the evaluation on DPO. Evaluating AEPO on other preference optimization algorithms (e.g., RLHF, LiPO) is future work.

The performance of AEPO depends on the choice of the hyperparameter λ . We observe that $\lambda = 1.0$ is a good choice throughout the experiments, but developing a strategy to find an effective λ for a given dataset is future work.

One of the objectives of DMBR is to find a set of high-quality responses (Eq. 4). However, previous work shows that DPO is more efficient using a low reward response as a rejected response than using a high reward response [100, 106]. Optimizing the objective function for DPO to find a low quality response as a rejected response is future work.

H Impact Statement

We believe that this work will have a positive impact by encouraging work on AI systems that work better with a diverse set of people. LLMs would be more useful if they could adapt to the preferences of diverse groups of people, even if little preference annotation is available from their communities.

We foresee our method being useful for personalizing LLMs [34, 45, 50]. Personalized LLMs could have far-reaching benefits, but also a number of worrisome risks, such as the propagation of polarized views. We refer to Kirk et al. [50] for a discussion of potential risks and countermeasures for personalized LLMs.