

An Explanatory Model Steering System for Collaboration between Domain Experts and AI

ADITYA BHATTACHARYA, KU Leuven, Belgium

SIMONE STUMPF, University of Glasgow, Scotland, UK

KATRIEN VERBERT, KU Leuven, Belgium

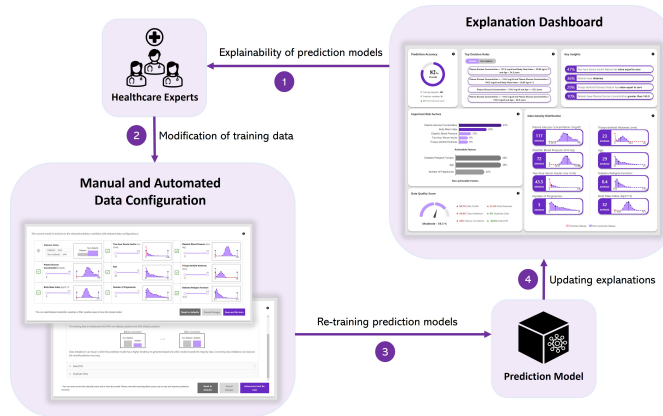


Fig. 1. Our Explanatory Model Steering system consists of four aspects: (1) an explanation dashboard for providing explainability of prediction models, (2) domain expert driven model steering, (3) manual and automated data configuration approaches for fine-tuning the training data, and (4) updating prediction models and explanations on the configured data.

With the increasing adoption of Artificial Intelligence (AI) systems in high-stake domains, such as healthcare, effective collaboration between domain experts and AI is imperative. To facilitate effective collaboration between domain experts and AI systems, we introduce an Explanatory Model Steering system that allows domain experts to steer prediction models using their domain knowledge. The system includes an explanation dashboard that combines different types of data-centric and model-centric explanations and allows prediction models to be steered through manual and automated data configuration approaches. It allows domain experts to apply their prior knowledge for configuring the underlying training data and refining prediction models. Additionally, our model steering system has been evaluated for a healthcare-focused scenario with 174 healthcare experts through three extensive user studies. Our findings highlight the importance of involving domain experts during model steering, ultimately leading to improved human-AI collaboration.

CCS Concepts: • **Human-centered computing** → **Human computer interaction (HCI)**; **Interaction design**; • **Computing methodologies** → **Machine learning**.

Additional Key Words and Phrases: Explainable AI, XAI, Interactive Machine Learning, IML, Explanatory Model Steering

Permission to make digital or hard copies of part or all of this work for personal or classroom use is granted without fee provided that copies are not made or distributed for profit or commercial advantage and that copies bear this notice and the full citation on the first page. Copyrights for third-party components of this work must be honored. For all other uses, contact the owner/author(s).

© 2024 Copyright held by the owner/author(s).

Manuscript submitted to ACM

ACM Reference Format:

Aditya Bhattacharya, Simone Stumpf, and Katrien Verbert. 2024. An Explanatory Model Steering System for Collaboration between Domain Experts and AI. In *Adjunct Proceedings of the 32nd ACM Conference on User Modeling, Adaptation and Personalization (UMAP Adjunct '24)*, July 1–4, 2024, Cagliari, Italy. ACM, New York, NY, USA, 7 pages. <https://doi.org/10.1145/3631700.3664886>

1 INTRODUCTION

The growing popularity of Artificial Intelligence (AI) systems in diverse application domains has led to an increased demand for including domain experts with little to no machine learning (ML) knowledge in the process of debugging and improving prediction models [3, 9, 14, 15, 21, 25]. Moreover, prior researchers have noted the advantages of a thorough domain knowledge possessed by domain experts for debugging and improving prediction models [12, 22]. For instance, in healthcare, healthcare experts generally have a better understanding of patient’s medical data, which is crucial for identifying biases and limitations in the training data used by prediction models [8, 9]. Additionally, an effective collaboration with prediction models allow domain experts to better understand them and have higher confidence in their predictions [17].

To facilitate effective collaboration between domain experts and AI, we present an explanatory model steering system that relies on diverse Explainable AI (XAI) methods for explaining various aspects of ML systems [1, 2, 5, 13, 17, 20, 27] and allows user-in-the-loop model steering for fine-tuning prediction models [4, 10, 22, 25, 26, 29]. The approach of explanatory steering provides a proficient human-centric solution to the challenges of obtaining rich feedback from domain experts for improving prediction models [25]. More specifically, this approach facilitates domain experts in a better contextual understanding of the training data through interactive explanations. Unlike popularly adopted one-off explanations such as feature importance explanations [1, 5] or saliency maps [1, 5, 23], multifaceted explanations (i.e., combination of different types of data-centric and model-centric explanations) [9] included in our system, allow domain experts in identifying potentially misleading and biased predictors that can impact the prediction model.

Additionally, the system allows domain experts to steer prediction models by configuring the training data. It includes two distinct approaches for configuring the data: (1) manual configuration and (2) automated configuration. The manual configuration provides more control over the predictor variables. It allows domain experts to remove corrupt, biased, or unimportant predictor variables. With the manual configuration, domain experts can modify the upper and lower limits of predictor variables to filter anomalies present in the data. Meanwhile, the automated configuration requires less effort to configure the training data. It can identify data issues and offer potential corrections through automated algorithms. Furthermore, our explanatory model steering system has been evaluated for a healthcare-focused scenario with 174 healthcare experts across three distinct user studies, each analysing different components of the system. The results of our user studies underscore the importance of combining different types of global explanations during model steering. Additionally, we found that domain experts with more domain experience are more confident and effective during model steering with manual configurations. This paper introduces our healthcare-focused model steering system, detailing its components and the technical architecture adopted in its development. A demonstration of this system can be accessed on YouTube. ¹.

2 EXPLANATORY MODEL STEERING SYSTEM

This section first discusses the two main components of our explanatory model steering system: (1) a multifaceted explanation dashboard that combines different types of explanation methods and (2) data configuration mechanisms

¹Demo video is available on YouTube: <https://www.youtube.com/watch?v=-9itqTkyQ6s>

that allow domain experts to steer prediction models by configuring the training data. Then, we present the technical implementation of the system. The source code of the system is open-sourced on GitHub: <https://github.com/adib0073/EXMOS/>.

2.1 Explanation Dashboard

Inspired by recent studies that demonstrated the effectiveness of multifaceted explanations achieved by combining different types of explanations [7] for enhancing user understandability [4, 14, 16, 22, 25, 26, 28], we designed and developed a explanation dashboard (Figure 2), which combined the following two explanation types:

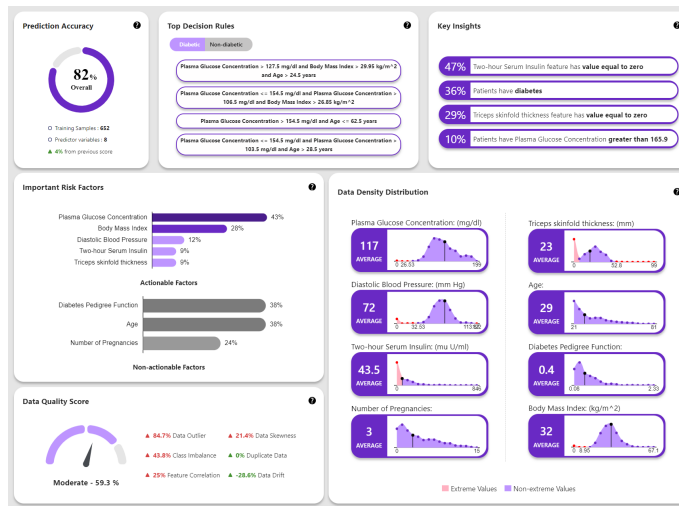
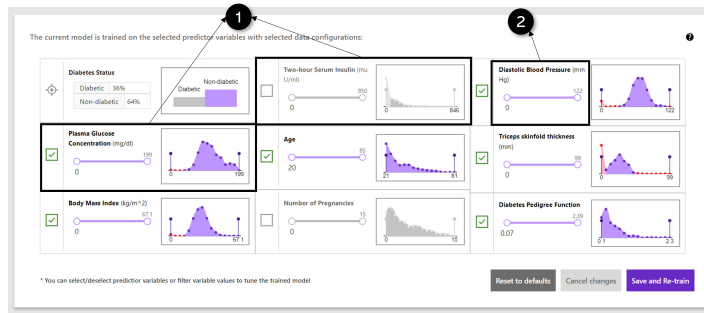


Fig. 2. Screenshot of the explanation dashboard which combines diverse data-centric and model-centric global explanations. The different visual components are designed based on the guidelines from Bhattacharya et al. [9].

- *Data-centric explanations:* These explanations elucidate different aspects of the training data to the user [2, 5]. We followed the design guidelines from Bhattacharya et al. [9] to include diverse data-centric global explanations that presented distinct patterns from the training data using descriptive statistics. It also presented the frequency distribution for each predictor variable used in the prediction model and the estimated quality of the data used in training the prediction model.
- *Model-centric explanations:* Unlike data-centric explanations, model-centric explanations describe the various factors considered by the model for generating the predictions, such as feature weights or model hyper-parameters [1, 5]. We followed the design guidelines from Bhattacharya et al. [9] for including top decision rules generated by surrogate explainers [5] and SHAP [18] feature importances for obtaining the important actionable and non-actionable factors.

Furthermore, the explanation dashboard also presents the model’s overall prediction accuracy, along with the training data size and the number of predictor variables considered by the model. It also displays the change in prediction accuracy after the model is retrained after the data configurations. Domain experts are introduced to the explanation dashboard before the data configuration mechanism for effective model steering.



(a) Manual configuration design, which includes (1) feature selection control to include or exclude predictor variables and (2) feature filtering control to set the upper and lower limits for the predictor variables.



(b) Automated configuration design, which includes data issue explanations through (1) the quantified impact of these issues, (2) visualisations displaying before and after correction changes to the data or predictor variables and (3) description of the issue and how its correction can impact the model performance.

Fig. 3. Screenshots of the manual and automated configuration screens from the system.

2.2 Data Configuration Approaches

Our system provides domain experts with control over refining prediction models by leveraging their prior domain knowledge of the training data. It allows them to interact with the training data to identify and correct diverse data quality issues. Training data configuration can be achieved by the following distinct approaches:

- (1) *Manual configuration*: Following the principles of data-centric AI [30], the manual configuration approach allows domain experts to perform feature selection, feature filtering and provide data guardrails to prevent abrupt changes to the training data. Using this mechanism, domain experts gain higher control over the training data for removing irrelevant features or potentially corrupt predictor variables. This approach also allows domain experts to identify the correct data ranges for the selected predictor variables for more reliable predictions.
- (2) *Automated configuration*: The automated configuration enables domain experts to select data issues that correction algorithms can automatically rectify [30]. It includes providing an explanation of the potential data issues and their impact on the prediction model. Then, to minimise the impact of these potential data issues, domain experts could select the potential issues for automated corrections with a single button click. However, despite requiring less effort than the manual mechanism, the automated method provides lesser control for configuring training data.

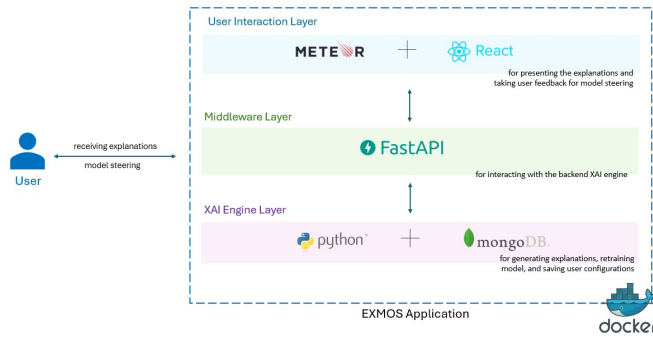


Fig. 4. The model steering application adopts a three-layered architecture to facilitate user interactions.

2.3 Technical Implementation

Our model steering application adopts a three-layered architecture, as illustrated in Figure 4, to facilitate user interactions:

- (1) *User Interaction Layer:* This layer utilizes Meteor’s full-stack framework [19] in conjunction with React.js to provide interactive visual explanations to users. It also captures user feedback for model steering, enabling users to guide the explanation process.
- (2) *Middleware Layer:* Developed using the FastAPI framework [11], this layer acts as a bridge between the user interface layer and the back-end XAI engine. It receives requests from the user interface, transmits them to the XAI engine for processing, and returns back the responses to the user interface layer.
- (3) *XAI Engine:* The XAI engine is the core of the application where the ML and XAI algorithms are applied. This layer is implemented in Python. It connects to a MongoDB database to store training data and user configurations. This layer is responsible for refining the prediction model based on user feedback and regenerating the explanations based on the configured training data and the fine-tuned ML model.

To ensure scalability and reproducibility, the entire application is containerised using Docker and deployed on our KU Leuven managed servers.

3 USE CASE: STEERING DIABETES PREDICTION SYSTEM

We instantiated the generic design of our model steering system for a healthcare-focused diabetes prediction system. In this scenario, healthcare experts were provided with a model steering system that explained a diabetes prediction model using the Pima Indians dataset [24]. Through our experiments, we analysed how healthcare experts could steer the prediction model using this system. We conducted three user studies involving 174 healthcare experts in total to analyse the effectiveness of the explanation dashboard and the data configuration approaches during model steering. The findings from our extensive user studies highlight the importance of the multifaceted explanations and the various data configuration approaches for effective collaboration between domain experts and AI. Further details of the first two user studies and their in-depth findings have been published in ACM CHI 2024 [9]. The detailed description of the third user study and its key findings is currently undergoing review for publication in another ACM conference paper. In general, the model steering system facilitates the involvement of domain experts during model steering, ultimately leading to improved human-AI collaboration.

4 CONCLUSION

In this paper, we introduce an Explanatory Model Steering system that facilitates effective collaboration between domain experts and AI. This system allows domain experts to steer prediction models using manual and automated data configuration approaches. It involves domain knowledge driven configuration of the training data by domain experts for fine-tuning prediction models. While evaluated for the healthcare domain, the applicability of such a system can be extended to other application domains.

ACKNOWLEDGMENTS

We thank Maxwell Szymanski and Robin De Croon for their valuable feedback on this research. This research was supported by Research Foundation–Flanders (FWO grants G0A4923N and G067721N) and KU Leuven Internal Funds (grant C14/21/072) [6]. We also thank the participants of our user studies for their contribution.

REFERENCES

- [1] Amina Adadi and Mohammed Berrada. 2018. Peeking inside the black-box: A survey on Explainable Artificial Intelligence (XAI). *IEEE Access* 6 (2018), 52138–52160.
- [2] Ariful Islam Anik and Andrea Bunt. 2021. Data-Centric Explanations: Explaining Training Data of Machine Learning Systems to Promote Transparency. In *Proceedings of the 2021 CHI Conference on Human Factors in Computing Systems*. ACM, Yokohama Japan, 1–13. <https://doi.org/10.1145/3411764.3445736>
- [3] Sarah Bayer, Henner Gimpel, and Moritz Markgraf. 2021. The role of domain expertise in trusting and following explainable AI decision support systems. *Journal of Decision System* (08 2021). <https://doi.org/10.1080/12460125.2021.1958505>
- [4] Astrid Bertrand, Tiphaine Viard, Rafik Belloum, James R. Eagan, and Winston Maxwell. 2023. On Selective, Mutable and Dialogic XAI: A Review of What Users Say about Different Types of Interactive Explanations. In *Proceedings of the 2023 CHI Conference on Human Factors in Computing Systems* (Hamburg, Germany) (*CHI '23*). Association for Computing Machinery, New York, NY, USA, Article 411, 21 pages. <https://doi.org/10.1145/3544548.3581314>
- [5] Aditya Bhattacharya. 2022. Applied Machine Learning Explainability Techniques. In *Applied Machine Learning Explainability Techniques*. Packt Publishing, Birmingham, UK. <https://www.packtpub.com/product/applied-machine-learning-explainability-techniques/9781803246154>
- [6] Aditya Bhattacharya. 2024. Towards Directive Explanations: Crafting Explainable AI Systems for Actionable Human-AI Interactions. In *Extended Abstracts of the CHI Conference on Human Factors in Computing Systems (CHI EA '24)* (Honolulu, HI, USA) (*CHI EA '24*). ACM, New York, NY, USA, 6. <https://doi.org/10.1145/3613905.3638177>
- [7] Aditya Bhattacharya, Jeroen Ooge, Gregor Stiglic, and Katrien Verbert. 2023. Directive Explanations for Monitoring the Risk of Diabetes Onset: Introducing Directive Data-Centric Explanations and Combinations to Support What-If Explorations. In *Proceedings of the 28th International Conference on Intelligent User Interfaces* (Sydney, NSW, Australia) (*IUI '23*). Association for Computing Machinery, New York, NY, USA, 204–219. <https://doi.org/10.1145/3581641.3584075>
- [8] Aditya Bhattacharya, Simone Stumpf, Lucija Gosak, Gregor Stiglic, and Katrien Verbert. 2023. Lessons Learned from EXMOS User Studies: A Technical Report Summarizing Key Takeaways from User Studies Conducted to Evaluate The EXMOS Platform. arXiv:2310.02063 [cs.LG]
- [9] Aditya Bhattacharya, Simone Stumpf, Lucija Gosak, Gregor Stiglic, and Katrien Verbert. 2024. EXMOS: Explanatory Model Steering Through Multifaceted Explanations and Data Configurations. In *Proceedings of the CHI Conference on Human Factors in Computing Systems* (Honolulu, HI, USA) (*CHI '24*). Association for Computing Machinery, New York, NY, USA. <https://doi.org/10.1145/3613904.3642106>
- [10] John J. Dudley and Per Ola Kristensson. 2018. A Review of User Interface Design for Interactive Machine Learning. *ACM Trans. Interact. Intell. Syst.* 8, 2, Article 8 (jun 2018), 37 pages. <https://doi.org/10.1145/3185517>
- [11] FastAPI. 2022. . FastAPI. <https://fastapi.tiangolo.com/> Accessed: 2024-04-15.
- [12] Stefan Feuerriegel, Mateusz Dolata, and Gerhard Schwabe. 2020. Fair AI. *Business & information systems engineering* 62, 4 (2020), 379–384.
- [13] Riccardo Guidotti, Anna Monreale, Salvatore Ruggieri, Franco Turini, Fosca Giannotti, and Dino Pedreschi. 2018. A Survey of Methods for Explaining Black Box Models. *ACM Comput. Surv.* 51, 5, Article 93 (aug 2018), 42 pages. <https://doi.org/10.1145/3236009>
- [14] Todd Kulesza, Margaret Burnett, Weng-Keen Wong, and Simone Stumpf. 2015. Principles of Explanatory Debugging to Personalize Interactive Machine Learning. In *Proceedings of the 20th International Conference on Intelligent User Interfaces*. ACM, Atlanta Georgia USA, 126–137. <https://doi.org/10.1145/2678025.2701399>
- [15] Todd Kulesza, Simone Stumpf, Margaret Burnett, Weng-Keen Wong, Yann Riche, Travis Moore, Ian Oberst, Amber Shinsel, and Kevin McIntosh. 2010. Explanatory Debugging: Supporting End-User Debugging of Machine-Learned Programs. In *2010 IEEE Symposium on Visual Languages and Human-Centric Computing*. IEEE, Leganes, Madrid, Spain, 41–48. <https://doi.org/10.1109/VLHCC.2010.15>

- [16] Todd Kulesza, Simone Stumpf, Margaret Burnett, Sherry Yang, Irwin Kwan, and Weng-Keen Wong. 2013. Too much, too little, or just right? Ways explanations impact end users' mental models. In *2013 IEEE Symposium on Visual Languages and Human Centric Computing*. 3–10. <https://doi.org/10.1109/VLHCC.2013.6645235>
- [17] Himabindu Lakkaraju, Dylan Slack, Yuxin Chen, Chenhao Tan, and Sameer Singh. 2022. Rethinking Explainability as a Dialogue: A Practitioner's Perspective. arXiv:2202.01875 [cs.LG]
- [18] Scott Lundberg and Su-In Lee. 2017. A Unified Approach to Interpreting Model Predictions. arXiv:1705.07874 [cs.AI]
- [19] Meteor.js. 2024. Meteor. <https://www.meteor.com/> Accessed: 2024-04-15.
- [20] Urja Pawar, Donna O'Shea, Susan Rea, and Ruairi O'Reilly. 2020. Incorporating Explainable Artificial Intelligence (XAI) to aid the Understanding of Machine Learning in the Healthcare Domain.. In *AICS*. 169–180.
- [21] Diego Rojo, Nyi Nyi Htun, Denis Parra, Robin De Croon, and Katrien Verbert. 2021. AHMoSe: A knowledge-based visual support system for selecting regression machine learning models. *Computers and Electronics in Agriculture* 187 (Aug. 2021), 106183. <https://doi.org/10.1016/j.compag.2021.106183>
- [22] Patrick Schramowski, Wolfgang Stammer, Stefano Teso, Anna Brugger, Franziska Herbert, Xiaoting Shao, Hans-Georg Luigs, Anne-Katrin Mahlein, and Kristian Kersting. 2020. Making deep neural networks right for the right scientific reasons by interacting with their explanations. *Nature Machine Intelligence* 2 (08 2020), 476–486. <https://doi.org/10.1038/s42256-020-0212-3>
- [23] Karen Simonyan, Andrea Vedaldi, and Andrew Zisserman. 2014. Deep Inside Convolutional Networks: Visualising Image Classification Models and Saliency Maps. arXiv:1312.6034 [cs.CV]
- [24] J W Smith, J E Everhart, W C Dickson, W C Knowler, and R S Johannes. 1988. Using the ADAP Learning Algorithm to Forecast the Onset of Diabetes Mellitus. In *Proceedings of the Annual Symposium on Computer Application in Medical Care*. 261–265.
- [25] Stefano Teso, Öznur Alkan, Wolfgang Stammer, and Elizabeth Daly. 2022. Leveraging Explanations in Interactive Machine Learning: An Overview. <http://arxiv.org/abs/2207.14526> arXiv:2207.14526 [cs].
- [26] Stefano Teso and Kristian Kersting. 2019. Explanatory Interactive Machine Learning. In *Proceedings of the 2019 AAAI/ACM Conference on AI, Ethics, and Society* (Honolulu, HI, USA) (*AIES '19*). Association for Computing Machinery, New York, NY, USA, 239–245. <https://doi.org/10.1145/3306618.3314293>
- [27] Danding Wang, Qian Yang, Ashraf Abdul, and Brian Y. Lim. 2019. Designing Theory-Driven User-Centric Explainable AI. In *Proceedings of the 2019 CHI Conference on Human Factors in Computing Systems*. ACM, Glasgow Scotland Uk, 1–15. <https://doi.org/10.1145/3290605.3300831>
- [28] Zhijie Wang, Yuheng Huang, Da Song, Lei Ma, and Tianyi Zhang. 2023. DeepSeer: Interactive RNN Explanation and Debugging via State Abstraction. In *Proceedings of the 2023 CHI Conference on Human Factors in Computing Systems* (Hamburg, Germany) (*CHI '23*). Association for Computing Machinery, New York, NY, USA, Article 740, 20 pages. <https://doi.org/10.1145/3544548.3580852>
- [29] Zijie J. Wang, Alex Kale, Harsha Nori, Peter Stella, Mark E. Nunnally, Duen Horng Chau, Mihaela Vorvoreanu, Jennifer Wortman Vaughan, and Rich Caruana. 2022. Interpretability, Then What? Editing Machine Learning Models to Reflect Human Knowledge and Values. In *Proceedings of the 28th ACM SIGKDD Conference on Knowledge Discovery and Data Mining* (Washington DC, USA) (*KDD '22*). Association for Computing Machinery, New York, NY, USA, 4132–4142. <https://doi.org/10.1145/3534678.3539074>
- [30] Daochen Zha, Zaid Pervaiz Bhat, Kwei-Herng Lai, Fan Yang, Zhimeng Jiang, Shaochen Zhong, and Xia Hu. 2023. Data-centric Artificial Intelligence: A Survey. arXiv:2303.10158 [cs.LG]