

Disentangled Representation with Cross Experts Covariance Loss for Multi-Domain Recommendation

Zhutian Lin¹, Junwei Pan², Haibin Yu², Xi Xiao¹, Ximei Wang²
 Zhixiang Feng², Shifeng Wen², Shudong Huang², Lei Xiao², Jie Jiang²
¹ Shenzhen International Graduate School, Tsinghua University
² Tencent Inc.

linzt22@mails.tsinghua.edu.cn, jonaspan@tencent.com

ABSTRACT

Multi-domain learning (MDL) has emerged as a prominent research area aimed at enhancing the quality of personalized services. The key challenge in MDL lies in striking a balance between learning commonalities across domains while preserving the distinct characteristics of each domain. However, this gives rise to a challenging dilemma. On one hand, a model needs to leverage domain-specific modules, such as experts or embeddings, to preserve the uniqueness of each domain. On the other hand, due to the long-tailed distributions observed in real-world domains, some tail domains may lack sufficient samples to fully learn their corresponding modules. Unfortunately, existing approaches have not adequately addressed this dilemma. To address this issue, we propose a novel model called Crocodile, which stands for Cross-experts Covariance Loss for Disentangled Learning. Crocodile adopts a multi-embedding paradigm to facilitate model learning and employs a Covariance Loss on these embeddings to disentangle them. This disentanglement enables the model to capture diverse user interests across domains effectively. Additionally, we introduce a novel gating mechanism to further enhance the capabilities of Crocodile. Through empirical analysis, we demonstrate that our proposed method successfully resolves these two challenges and outperforms all state-of-the-art methods on publicly available datasets. We firmly believe that the analytical perspectives and design concept of disentanglement presented in our work can pave the way for future research in the field of MDL.

KEYWORDS

Multi-domain Learning; Disentangled Representation Learning; Dimensional collapse

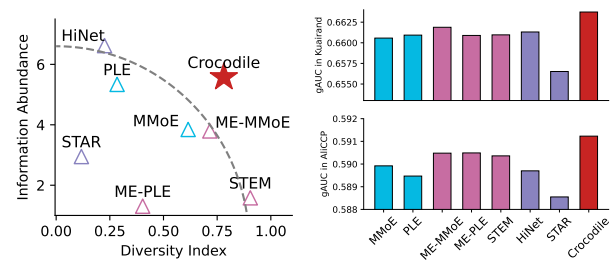
ACM Reference Format:

Zhutian Lin¹, Junwei Pan², Haibin Yu², Xi Xiao¹, Ximei Wang², Zhixiang Feng², Shifeng Wen², Shudong Huang², Lei Xiao², Jie Jiang². 2018. Disentangled Representation with Cross Experts Covariance Loss for Multi-Domain Recommendation. In *Proceedings of Crocodile: Cross Experts Covariance for Disentangled Learning in Multi-Domain Recommendation (CIKM' 24)*. ACM, New York, NY, USA, 9 pages. <https://doi.org/XXXXXXX.XXXXXXX>

Permission to make digital or hard copies of all or part of this work for personal or classroom use is granted without fee provided that copies are not made or distributed for profit or commercial advantage and that copies bear this notice and the full citation on the first page. Copyrights for components of this work owned by others than the author(s) must be honored. Abstracting with credit is permitted. To copy otherwise, or republish, to post on servers or to redistribute to lists, requires prior specific permission and/or a fee. Request permissions from permissions@acm.org.
 CIKM' 24, October 21-25, 2024, Boise, Idaho, USA

© 2018 Copyright held by the owner/author(s). Publication rights licensed to ACM.
 ACM ISBN 978-1-4503-XXXX-X/18/06
<https://doi.org/XXXXXXX.XXXXXXX>

1 INTRODUCTION



(a) Dilemma of Interest Diversity v.s. Collapse Prevention (b) gAUC in Kuairand1k and AliCCP

Figure 1: The proposed Crocodile successfully resolves the dilemma of interest diversity v.s. collapse prevention and achieves the best performance regarding gAUC.

Online recommendation systems [2] are now essential tools for businesses to effectively reach their target audiences, servicing billions of internet users daily. Empowered by advanced algorithms and vast traffic, these systems play a crucial role in modeling user experiences and generating revenue for advertisers. However, traditional methods still face substantial challenges due to the dynamic nature of online platforms, which are marked by diverse user preferences across domains. To address these challenges, researchers have increasingly turned to multi-domain learning (MDL) [5, 18, 31, 39, 43] as a promising approach to enhance the performance by involving information from multiple related domains.

Unfortunately, MDL for recommendation often confronts the challenge of *preference conflict*, where a user might exhibit divergent behaviors across domains. To remedy this, the MDL community aims to develop domain-specific components, including STAR [31], HiNet [43], and PEPNet [5] have progressively integrated domain-specific components.

Interestingly, we observe a trend in MDL methods towards the development of bottom-level domain-specific modules. In this work, we uncover the mechanisms behind this trend. To the best of our knowledge, this is the first study to reveal the mechanism of increasing interest diversity to resolve preference conflict. Furthermore, we propose a novel metric, the Diversity Index (DI), to quantify interest diversity, as shown in Fig 1(a).

Based on our discovery, we notice that *domain-specific embedding* [12, 33] incurs the highest diversity and hence should be able to

resolve preference conflict. However, naively deploying *domain-specific embeddings* does not turn out to be fruitful, we observe *negative transfer* in domains with fewer data. Delving further, we find out the core issue is sub-optimal embeddings for the domain with less data, i.e., they are dimensionally collapsed.¹

As shown in Fig. 1(a), our analysis demonstrates that existing works struggle to maintain these two properties: maintaining diversity and avoiding dimensional collapse, thus resulting in the sub-optimal performance shown in Fig. 1(b). As a result, it remains an open question whether we can incorporate both properties.

To this end, we propose a novel **Cross-experts Covariance Loss for Disentangled Learning** model (Crocodile) framework, which we build this Covariance Loss (CovLoss) to alleviate embedding collapse while in the meantime enabling learning diverse user interests across various domains. To further unleash the power of Crocodile, we develop a novel **Prior Informed element-wise Gating (PeG)** mechanism to work with CovLoss.

Empirical analysis on two public datasets confirms that Crocodile achieves state-of-the-art results. Further analysis also demonstrates that Crocodile can simultaneously mitigate embedding collapse and learn diverse representations. Ablation experiments reveal that each proposed component contributes positively to the overall performance. Our contributions can be briefly summarized as follows:

- We discover the mechanism of previous works in maintaining diversity, especially the trend of focusing more on bottom-level modules. We propose a novel metric, Diversity Index (DI), to quantify the diversity and conclude that the trend of previous works is optimizing to increase DI.
- We reveal that existing works fall into the dilemma of maintaining diversity and avoiding collapse, hence resulting in inferior performance.
- We propose the Crocodile approach, which successfully balances both properties. Empirical evidence on two public datasets demonstrates that Crocodile achieves state-of-the-art performance and resolves the aforementioned dilemma through comprehensive analysis.

2 RELATED WORK

2.1 Multi-domain Recommendation

Multi-domain learning (MDL) is a promising topic that has garnered attention from industrial recommendations. Many MDL methods have made great efforts to model complex multi-domain interests. Among them, MoE-based methods are widely applied in industrial recommendation systems, such as Taobao [31], Meituan [5] and Kuaishou [43].

STAR [31] utilizes the dot product of domain-specific and domain-shared weight matrices to capture domain-specific interests. HiNet [43] proposes two expert-like components to capture cross-domain correlations and within-domain information explicitly. PEPNet [5] introduces PPNet and EPNet, which incorporate domain information through gating. These methods often innovate from the perspective of making *more bottom-level* modules be domain-personalized within the model.

¹We adopt the note of dimensional collapse in the work of Chi et al. [8] and utilize information abundance (IA) [13] to quantify dimensional collapse.

Recently, STEM [33] proposed a multi-embedding (ME) structure in multi-task learning (MTL) and step forward in allocating more bottom-level domain-personalized structure, i.e., embedding. It achieved better results compared to both single and multi-embedding versions of MMoE [22] and PLE [34] in MTL experiments. However, STEM fails in the multi-domain recommendation. We will discuss the reasons in detail in the subsequent sections.

Besides, some other paradigms are applied for multi-domain recommendation. AdaSparse [39] and ADL [18] applied adaptive learning mechanism. EDDA [26], COAST [41] and UniCDR[3] provided graph learning-based solutions.

2.2 Disentangled Representation Learning

In the realm of disentangled representation learning (DRL), methods based on *spatial* or *statistical* relationships have been proposed.

On the one hand, methods based on spatial relationships achieve disentangling by manipulating the distances or angles between representations. OLE [17], dot product[38] and cosine similarity[20] push representations towards orthogonal. GAN-based models [6, 15, 40] promote the discrimination among representations. However, they are computationally expensive and not conducive to online recommendation.

On the other hand, statistical methods view representations as instances drawn from high-dimensional distributions and design loss based on statistical measures. Distance correlation (dCorr)[19] encourages lower dCorr between different factors. ETL [7] models the joint distribution of user behaviors across domains with equivalent transformation. VAE-based methods [21, 23, 37] encourage higher KL divergence between dimensions. However, they often assume a normal prior distribution, which is challenging to satisfy in the context of sparse interactions [29], especially under sample volume imbalance of multi-domain recommendation.

Besides, some methods integrate both aspects mentioned above. VICReg [1, 32] employs covariance and variance as loss components within representations to promote independence across dimensions and prevent collapse while utilizing Euclidean distance between representations to ensure semantic similarity among representations of different patches of an image.

2.3 Dimensional Collapse

Dimensional collapse[8] is defined as representations that end up spanning a lower-dimensional space, which is evident through the pronounced imbalance in the distribution of singular values. Chi et al. [8] found that SMOE structure [10, 16] may lead to dimensional collapse due to the influence of gating. The work of [13] claimed that this problem is also observed in popular models (e.g., DCN V2 [36] and Final MLP [25]). To measure the collapse, they proposed the Information Abundance (IA) [13] metric, defined as the ratio between the sum and the maximum *l1-norm* value of the target singular values. A small IA indicates severe insignificance of tail dimensions and potential dimensional collapse.

Beyond a single perspective, some methods [14] built the bridge between representation disentanglement and dimensional collapse prevention. It also claimed feature decorrelation helps alleviate dimensional collapse by reducing strong correlations between axes and promoting more diverse and informative representations.

3 ON THE CHALLENGES OF MULTI-DOMAIN RECOMMENDATION

As we have discussed in Sec. 1, existing works fall into the dilemma of avoiding dimensional collapse and maintaining interest diversity. In this section, we will discuss these two properties thoroughly.

3.1 Preventing Dimensional Collapse

According to Fig 1(a), *domain-specific embeddings* demonstrate its effectiveness in capturing diverse user interests. However, the naive adoption of *domain-specific embeddings* does not yield the expected outcomes. In fact, the methods with domain-specific embeddings, *i.e.*, ME-PLE [33, 34] and STEM [33], both performance deteriorate in the domain with less data. For example, in domain S6 of Kuairand1k [11] dataset, the ME-PLE and STEM show -0.4% and -0.1% lower AUC than the single domain method. This phenomenon has sparked our deep investigation into its underlying mechanism.

Intuitively, the domain-specific embeddings are trained solely on data from the corresponding domain, which results in insufficient samples for domains with less data. Insufficient training data fails to provide adequate variance for high-dimensional representations, resulting in high-dimensional representations residing within a lower-dimensional subspace, called *dimensional collapse* [8, 13, 14].

To measure the collapse, we adopt the IA metric [13], which is defined as $IA(E) = \|\sigma\|_1 / \|\sigma\|_\infty$, where E is the embedding of feature (*e.g.*, item id) and $\|\cdot\|_1, \|\cdot\|_\infty$ represent the l_1 -norm and ∞ -norm, respectively.

Remark 1. Intuitively, singular values σ_i represent the significance of i -th singular value, and IA captures the balance of the singular value distribution. Thus, a small IA indicates severe insignificance of tail dimensions and potential dimension collapse.

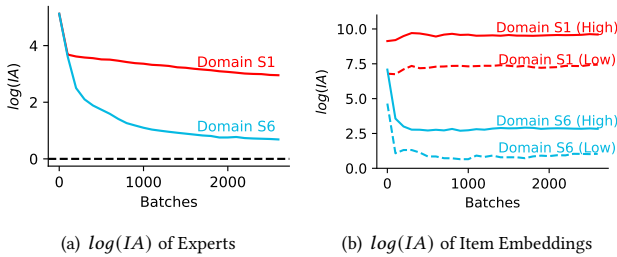


Figure 2: Information Abundance ($\log(IA)$) dynamics of STEM's bottom layer of experts and item embeddings on Kuairand1k. High and Low denote the items with the highest and lowest frequencies, respectively.

Taking STEM as the example of methods applying domain-specific embedding, we analyzed its training IA dynamics of experts and embeddings in Fig. 2. In Kuairand1k, S1 and S6 are the domains with the most and least data. In Fig. 2(a), the S6-specific expert exhibits a lower IA compared to S1, indicating that domains with a smaller data volume are more susceptible to dimensional collapse at the expert level. In Fig. 2(b), we further categorized items into five groups based on their exposure frequency and observed the collapse of item ID embeddings for both the highest and lowest

frequency groups. We discovered that domain S6 exhibits a lower IA than the overall S6, indicating a more severe collapse, regardless of the group. Within each domain, the low-exposure group consistently shows a lower IA than the high-exposure group. This further corroborates the notion that a lower exposure count (*i.e.*, data volume) is more prone to dimensional collapse.

Both analytical and empirical evidence suggest that inadequate data of domain can lead to *dimensional collapse* of the domain-specific embedding, hence leading to inferior performance.

3.2 Interest Diversity

Intuitively, the ability to capture various user interests across domains can be directly characterized by the diversity of representations. When facing conflict preference across domains, a set of diverse representations is enabled to encode both prefer/non-prefer semantics and thus provide distinct vectors to towers of those conflict domains.

To this end, we propose a novel metric, the Diversity Index (DI), to quantify the representations' ability to capture conflict preference across domains. Specifically, DI depicts the ratio of samples that contain both large and small norm of representations within the whole conflict samples, which is formulated as²:

$$DI^{AF}(i, j) = \frac{\sum_{k \in \mathcal{D}_{con}(i, j)} \mathbb{I}[\exists p, q \in M, (\|\mathbf{O}_k^{(p)}\|_2 \geq \tau_t) \cap (\|\mathbf{O}_k^{(q)}\|_2 \leq \tau_b)]}{|\mathcal{D}_{con}(i, j)|}, \quad (1)$$

$$DI^{SF}(i, j) = \frac{\sum_{k \in \mathcal{D}_{con}(i, j)} \mathbb{I}[(\|\mathbf{O}_k^{(i)}\|_2 \geq \tau_t) \cap (\|\mathbf{O}_k^{(j)}\|_2 \leq \tau_b)]}{|\mathcal{D}_{con}(i, j)|}, \quad (2)$$

$\mathcal{D}_{con}(i, j)$ contains preference conflict samples between domain i and j . $\mathbb{I}[\text{condition}]$ is the indication function, which is assigned to 1 if the condition is true; otherwise, 0. M represents experts, $\mathbf{O}_k^{(p)}$ means the output of p -th expert and k -th sample, τ_t and τ_b are the thresholds of big and small l_2 -norm.

Remark 2. As shown in Fig. 1(a), ME-MMoE [12] exhibits significantly lower diversity compared to STEM [33], and its improvement in diversity is relatively limited when compared to MMoE [22]. This suggests that the representations learned by ME-MMoE [12] lack sufficient ability to solve preference conflict challenges.

4 METHODOLOGY

We propose a multi-embedding architecture with Cross-experts Covariance Loss for Disentangled Learning (Crocodile) to resolve the dilemma, containing *Covariance Loss* (CovLoss) and *Prior informed Element-wise Gating* (PEG), as shown in Fig. 3.

4.1 Multi-Embedding Layer

The raw input features $x = \{x_1, x_2, \dots, x_F\}$ contains F fields. We employ a multi-embedding (ME) architecture [33], which utilizes M sets of embedding lookup tables. Each embedding looked up from each respective table is fed into the corresponding expert. Thus, in ME architecture, there are M sets of experts. For a given p -th embedding table corresponding to k -th sample and f -th field,

²Here *AF* and *SF* are abbreviations for all forward and specific forward respectively, aligned with the concepts in [33].

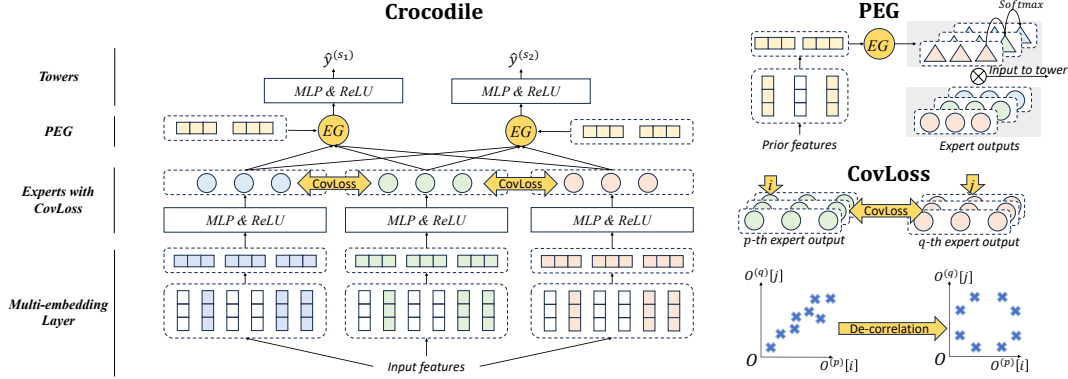


Figure 3: Crocodile Architecture, which consists of a Multi-Embedding (ME) layer, a Cross-expert Covariance Loss (CovLoss), and a Prior informed Element-wise Gating (PEG) mechanism.

the looked-up embedding is represented as $e_{k,F}^{(p)}$. Thus, each p -th embeddings corresponded to k -th sample is:

$$e_k^{(p)} = [e_{k,0}^{(p)}, e_{k,1}^{(p)}, \dots, e_{k,F}^{(p)}]. \quad (3)$$

4.2 Experts and Towers

Methods based on the Mixture of Experts (MoE) have been widely applied for multi-task [22, 33, 34] or multi-domain [5, 43] recommendation. Thus, we followed the same architecture and employed several sets of Multi-Layer Perceptrons (MLPs) as the experts and towers. Besides, we utilized a gating mechanism to compute the weights for the representation output from each expert. The output of the p -th expert can be represented as :

$$\mathbf{O}_k^{(p)} = MLP^{(p)}(e_k^{(p)}), \quad (4)$$

where $\mathbf{O}_k^{(p)} \in \mathcal{R}^{1 \times d}$ and ReLU serves as the inter-layer activation function. Through weighted by gating, the outputs $\mathbf{O}_k^{(p)}$ of each expert are aggregated into a vector, denoted as $t_k^{(s)} \in \mathcal{R}^{1 \times d}$, the input of s -th domain. The detail of gating will be introduced in Section 4.4.

Finally, each domain-specific tower outputs the final predicted value for the corresponding domain as :

$$\hat{y}_k^{(s)} = \sigma(MLP(t_k^{(s)})), \quad (5)$$

where $\hat{y}_k^{(s)}$ is the predicted value of k -th sample in the s -th domain, $\sigma(\cdot)$ is the sigmoid function.

4.3 Cross-expert Covariance Loss

Many pioneering work [1, 9, 32] have highlighted the efficiency of tailoring the covariance into objective functions. However, **they aimed to decorrelate the dimensions within each representation rather than disentangle among representations of all experts**. To learn diverse user interests at the expert level, we propose the cross-expert covariance loss (CovLoss) to **explicitly disentangle representations among experts**, defined as:

$$\mathcal{L}_{Cov} = \frac{1}{d^2} \sum_{p,q \in M \times M, p > q} \|[\mathbf{O}^{(p)} - \bar{\mathbf{O}}^{(p)}]^T [\mathbf{O}^{(q)} - \bar{\mathbf{O}}^{(q)}]\|_1, \quad (6)$$

where $\mathbf{O}^{(p)}, \mathbf{O}^{(q)} \in \mathcal{R}^{N \times d}$ are the outputs of p -th and q -th experts, $\bar{\mathbf{O}}^{(p)} \in \mathcal{R}^{1 \times d}$ is the average value of each dimension across all samples, and $\|\cdot\|_1$ is the l_1 -norm.

Finally, the overall loss function is defined as :

$$\mathcal{L} = \sum_{s=1}^S \left[\frac{1}{N_s} \sum_{k=1}^{N_s} \mathcal{L}_{BCE}(\hat{y}_k^{(s)}, y_k^{(s)}) \right] + \alpha \mathcal{L}_{Cov} \quad (7)$$

where N_s is the number of s -th domain's samples, $\hat{y}_k^{(s)}$ is the label of k -th sample in domain s , and α is the weight of CovLoss.

4.4 Prior Informed Element-wise Gating Mechanism

CovLoss aims to disentangle different representations by minimizing the covariance between dimensions among different experts. However, the existing gating structure hinders the effectiveness of CovLoss. MMoE [22] and PLE [34]'s gating mechanism assigns an identical weight to all dimensions within each expert; the dimensions within each expert are mutually constrained. PEPNet [5]'s proposed Gate Neural Unit operates at the dimension level as well. However, it is designed to scale each dimension separately within the representation but not to disentangle these representations. Consequently, we propose an Element-wise Gating mechanism (EG), which implements weight control over corresponding dimensions between experts, as shown in Fig. 3:

$$t_k^s = g_k^s \odot \mathbf{O}_k, \quad (8)$$

where $\mathbf{O}_k \in \mathcal{R}^{K \times d}$ is the concatenation across all experts respected to k -th sample, and \odot is the element-wise multiplication.

Moreover, we are also concerned about the *parameter burden of ME structure*. In the original ME-MMoE structure, the number of embeddings is tied to the number of domains. This is because the gating is performed using $g_k^s = \text{Softmax}(e_k^s W_g^s)$, which means the embedding e_k^s is still related to a s -th gating. Thus, when it is deployed in situations with a large amount of domains, the scale

of parameters becomes unmanageable. To address this issue, we proposed Prior Informed Gating (PG), which involves an independent set of domain-unrelated prior embeddings r_k to control the gating. r_k takes the prior features as input, denoted as x^{prior} . For a given k -th sample and f -th field, the looked-up prior embedding is $e_{k,f}^{prior}$. Thus, the input of each gating is:

$$r_k = [e_{k,0}^{prior}, e_{k,1}^{prior}, \dots, e_{k,F'}^{prior}], \quad (9)$$

where prior embedding contains F' fields. we will select user ID, item ID, and domain ID as the prior embedding fields. We defined the PG mechanism as:

$$g_k^s = \text{Softmax}(r_k W_g^s), \quad (10)$$

where $r_k \in \mathcal{R}^{1 \times l}$ is the prior embedding of k -th sample, $W_g^s \in \mathcal{R}^{l \times K \times d}$ and $\text{Softmax}(\cdot)$ is operated across the second dimension.

Furthermore, PG can be understood as an attention [35]-like mechanism, comprising query, key, and value components corresponding to Prior embedding r_k , gating weight matrix W_g^s of s -th domain, and expert outputs O_k , respectively. Its significance lies in weighting the learnt user interests through the interaction of user, item, and domain information provided by query and key.

4.5 Understanding the CovLoss

CovLoss decorates the representations of different experts in an element-wise fashion. Beyond statistic understanding, CovLoss also directly addresses the core objective of cross-domain modeling: enhance the diversity of representations.

For simplification, we consider the model involving only two experts, outputting x and y drawn from two high-dimensional distributions \mathcal{X} and \mathcal{Y} , respectively, and the i -th element of x and y are x_i and y_i , respectively. Following [32], we assume the randomness comes from the input of the network.

To maximize the diversity of the outputs from both experts, the objective for each pair of samples can be expressed as the expectation of l_2 -norm difference:

$$\begin{aligned} E[(\|x\|_2 - \|y\|_2)^2] &= E[\|x\|_2^2 + \|y\|_2^2 - 2\|x\|_2\|y\|_2] \quad (11) \\ &= \sum_{i=1}^d [\mu_{x_i}^2 + \sigma_{x_i}^2] + \sum_{j=1}^d [\mu_{y_j}^2 + \sigma_{y_j}^2] - 2E[\sqrt{\sum_{j \geq i} (x_i y_j)^2}] \\ &\geq -2E[\sqrt{\sum_{i=1}^d \sum_{j=1}^d (x_i y_j)^2}] \\ &\geq -2E[\sum_{i=1}^d \sum_{j=1}^d \sqrt{(x_i y_j)^2}] = -2 \sum_{j \geq i} E[x_i y_j] \\ &= -2 \sum_{i=1}^d \sum_{j=1}^d [\mu_{x_i} \mu_{y_j} + \text{cov}(x_i, y_j)], \end{aligned}$$

where $x_i, y_j \geq 0$ because the outputs from experts have been activated by ReLU before. According to the above Eq., minimizing $\text{cov}(x_i, y_j)$ can maximize the lower bound of diversity objective³

³Although $\mu_{x_i} \mu_{y_j} + \text{cov}(x_i, y_j)$ simultaneously incorporates both the first and second moments, they are nearly independent of each other in optimization.

5 EXPERIMENT

In this section, we provide comprehensive analyses to address the primary research questions (RQs) outlined below:

- RQ1: How does the Crocodile perform compared with state-of-the-art recommenders in public datasets?
- RQ2: Can Crocodile capture diverse user interests without introducing dimensional collapse issue?
- RQ3: How does each proposed component contribute to performance gain?
- RQ4: How sensitive is Crocodile to critical hyper-parameters and model capacity?

We employed two metrics to measure the model performance: AUC and gAUC. AUC measures the overall ranking performance, and gAUC evaluates the quality of intra-user item ranking.

5.1 Datasets

In this study, to examine the performance of the model in realistic recommendation, we carefully selected the **Kuairand1k** [11] and **AliCCP** [24] datasets for our experiments. For Kuairand1k, we chose five domains with top-5 data volumes. For AliCCP, we selected all three domains. Tab. 1 is the statistics for the two datasets after low-frequency filtering. We removed features with fewer than 10 exposures and replaced them with default values.

5.2 Baselines

To establish a performance benchmark for comparison, we will select comparative methods from both MTL and MDL for multi-domain recommendation. We apply the **SharedBottom** [4] method in single/multi-domain contexts and subsequently introduce popular MTL methods such as **MMoE** [22], **PLE** [34] (both Single-Embedding and Multi-Embedding [33] versions), and **STEM** [33]. Besides, we choose representative MDL methods, including **STAR** [31], **PEPNet** [5], **HiNet** [43], and **AdaSparse** [39].

5.3 Performance Evaluation (RQ1 and RQ2)

We compared Crocodile with state-of-the-art recommenders in the **Kuairand1k** [11] and **AliCCP** [24] datasets. All experiments are repeated 6 times and averaged results are reported, as shown in Tab. 2 and Tab. 3, respectively.

5.3.1 Overall Performance. Our proposed Crocodile abains the best overall AUC and gAUC in two datasets. In the Kuairand1k dataset, Crocodile outperforms the second-best method significantly by 0.09% and 0.19% in terms of overall AUC and gAUC, respectively. In the AliCCP dataset, Crocodile surpasses the second-best method significantly by AUC of 0.04% and gAUC of 0.07% than the second-best method.

Crocodile achieves larger AUC and gAUC almost for almost all domains in two datasets significantly compared to single domain method, with p -value<0.05. Such positive transfer can be attributed to Crocodile's better usage of multi-domain information and multi-embedding to enhance performance in each domain, without raising dimensional collapse.

5.3.2 Comparison with MTL for MDR methods. Multi-task learning (MTL) methods for Multi-Domain Recommendation (MDR) can

Table 1: Statistics of Kuairand1k and AliCCP datasets.

| | #Sample | #User | #Item | #Impr in Domain |
|-----------------|------------|---------|---------|------------------------------------------------------|
| Kuairand1k [11] | 11,648,743 | 1,000 | 188,148 | 2.4M(S0) / 7.8M(S1) / 0.4M(S2) / 0.9M(S4) / 0.2M(S6) |
| AliCCP [24] | 85,316,519 | 241,080 | 499,321 | 32M(S1) / 52M(S2) / 0.6M(S3) |

Table 2: Performance on Kuairand1k dataset. Bold and underline highlight the best and second-best results, respectively. * indicates that the performance difference against the second-best result is statistically significant at p -value<0.05.

| Methods | | AUC | | | | | Overall | gAUC | | | | | Overall |
|------------------|---------------|----------------|-----------------|----------------|----------------|----------------|-----------------|----------------|-----------------|----------------|----------------|----------------|-----------------|
| | | S0 | S1 | S2 | S4 | S6 | | S0 | S1 | S2 | S4 | S6 | |
| Single Domain | | 0.73272 | 0.74202 | 0.80179 | 0.72505 | 0.75559 | - | 0.60336 | 0.59610 | 0.54581 | 0.55085 | 0.60562 | - |
| MTL (SE) for MDR | Shared Bottom | 0.73535 | 0.74271 | <u>0.82033</u> | 0.72552 | 0.75945 | 0.78574 | 0.60335 | 0.59694 | 0.56337 | 0.56299 | 0.62500 | 0.66087 |
| | MMoE | 0.73639 | 0.74279 | 0.82090 | <u>0.72793</u> | 0.76005 | <u>0.78594</u> | 0.60188 | 0.59658 | 0.56278 | 0.56325 | 0.62721 | 0.66057 |
| | PLE | 0.73716 | 0.74271 | 0.81759 | 0.72737 | 0.75807 | 0.78565 | 0.60585 | 0.59710 | 0.56234 | 0.56276 | 0.62908 | 0.66093 |
| MTL (ME) for MDR | ME-MMoE | <u>0.73842</u> | <u>0.74281</u> | 0.81897 | 0.72637 | 0.75985 | 0.78586 | 0.60649 | <u>0.59874</u> | <u>0.56620</u> | 0.56080 | 0.63001 | <u>0.66188</u> |
| | ME-PLE | 0.73645 | 0.74240 | 0.80785 | 0.72727 | 0.75138 | 0.78499 | 0.61084 | 0.59717 | 0.55982 | 0.56170 | 0.61744 | 0.66075 |
| | STEM | 0.73741 | 0.74267 | 0.80526 | 0.72776 | 0.75449 | 0.78527 | 0.60820 | 0.59701 | 0.56250 | <u>0.56365</u> | 0.62595 | 0.66096 |
| MDL | PEPNET | 0.73732 | 0.74275 | 0.81396 | 0.72767 | <u>0.76239</u> | 0.78574 | 0.60812 | 0.59589 | 0.55435 | 0.55931 | 0.62733 | 0.66018 |
| | HiNet | 0.73285 | 0.74264 | 0.81955 | 0.72698 | 0.76451 | 0.78563 | 0.60303 | 0.59830 | 0.56416 | 0.56267 | 0.62790 | 0.66131 |
| | STAR | 0.71890 | 0.74071 | 0.81586 | 0.72203 | 0.75954 | 0.78336 | 0.58028 | 0.59396 | 0.55229 | 0.55896 | 0.62419 | 0.65652 |
| | AdaSparse | 0.73445 | 0.74235 | 0.81575 | 0.71845 | 0.76151 | 0.78481 | 0.60653 | 0.59729 | 0.56316 | 0.56128 | <u>0.63150</u> | 0.66031 |
| Crocodile | | 0.73874 | 0.74430* | 0.81646 | 0.72838 | 0.75817 | 0.78683* | <u>0.61075</u> | 0.60068* | 0.56964 | 0.56366 | 0.63579 | 0.66373* |

Table 3: Performance on AliCCP dataset. bold and underline highlight the best and second-best results, respectively. * indicates that the performance difference against the second-best result is statistically significant at p -value<0.05.

| Methods | | AUC | | | | Overall | gAUC | | | | Overall |
|------------------|---------------|----------------|----------------|----------------|-----------------|----------------|----------------|-----------------|-----------------|----|---------|
| | | S1 | S2 | S3 | S6 | | S1 | S2 | S3 | S6 | |
| Single Domain | | 0.61299 | 0.56544 | 0.61735 | - | 0.58077 | 0.53023 | 0.58739 | - | | |
| MTL (SE) for MDR | Shared Bottom | 0.61925 | 0.59355 | 0.61952 | 0.61885 | 0.58908 | 0.57252 | 0.59076 | 0.58982 | | |
| | MMoE | 0.61951 | 0.59324 | 0.61969 | 0.61935 | 0.58907 | 0.57269 | 0.59065 | 0.58992 | | |
| | PLE | 0.62152 | 0.59476 | 0.61949 | 0.61931 | 0.58911 | 0.57256 | 0.59070 | 0.58947 | | |
| MTL (ME) for MDR | ME-MMoE | 0.62271 | <u>0.59741</u> | <u>0.62179</u> | 0.62131 | <u>0.59002</u> | <u>0.57258</u> | <u>0.59148</u> | 0.59048 | | |
| | ME-PLE | <u>0.62352</u> | 0.58727 | 0.62063 | 0.62132 | 0.58974 | 0.55777 | 0.59130 | <u>0.59049</u> | | |
| | STEM | 0.61978 | 0.58187 | 0.61978 | 0.61907 | 0.58941 | 0.55101 | 0.59132 | 0.59036 | | |
| MDL | PEPNET | 0.62273 | 0.59239 | 0.61988 | 0.62034 | 0.58851 | 0.56080 | 0.59085 | 0.58975 | | |
| | HiNet | 0.62042 | 0.59515 | 0.62002 | 0.62022 | 0.58881 | 0.57191 | 0.59015 | 0.58970 | | |
| | STAR | 0.62039 | 0.59204 | 0.61886 | 0.61949 | 0.58705 | 0.56527 | 0.58932 | 0.58855 | | |
| | AdaSparse | 0.62192 | 0.59656 | 0.62173 | <u>0.62189</u> | 0.58819 | 0.57170 | 0.58972 | 0.58924 | | |
| Crocodile | | 0.62448 | 0.59951 | 0.62192 | 0.62233* | 0.59039 | 0.57085 | 0.59204* | 0.59123* | | |

be primarily categorized into single-embedding (SE) and multi-embedding (ME) paradigms [33]. We observed that some methods allocating domain-specific embedding underperform compared to SE methods, despite the fact they can capture diverse user interests in Fig. 5(a). For instance, in the comparison between PLE and ME-PLE on the Kuairand1k dataset in, Tab. 2, PLE achieved an overall AUC of 0.78565 and gAUC of 0.66093. In contrast, ME-PLE's AUC and gAUC were 0.78499 and 0.66075, respectively, both lower than those of PLE.

To investigate the underlying reason, we conducted a domain-by-domain performance comparison and found that ME-PLE exhibited notably poorer results in the smallest domain, S6, with a negative transfer in AUC of -0.4% compared to the single domain. A similar

negative transfer was also observed in STEM. We analyzed their embeddings via singular spectrum analysis [13] and show the results in Fig. 4. We discovered that ME-PLE and STEM, in comparison to other methods, exhibited a clear dominance of top factors with much higher singular value over tail factors in the S6 embeddings, indicating the dimensional collapse issue.

In contrast, Crocodile's embeddings exhibit a more balanced importance of singular values, thereby better supporting the high-dimensional representational space. Consequently, within domain S6, Crocodile outperforms ME-PLE by 0.68% in AUC and 1.8% in gAUC, and surpasses STEM by 0.37% in AUC and 0.98% in gAUC. Even though STEM learns the most diverse user interest, it still fails to surpass Crocodile due to dimensional collapse.

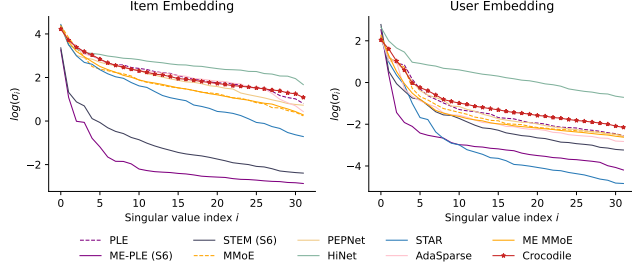
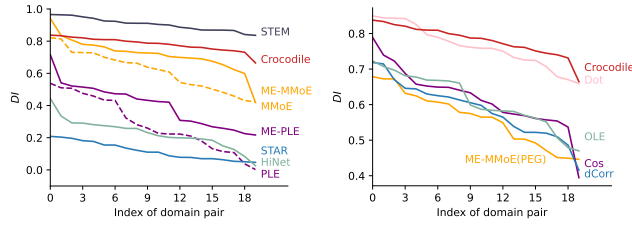


Figure 4: Comparison of the singular value spectrum $\log(\sigma)$ of item ID and user ID embeddings in Kuairand1k dataset. We reported $\log(\sigma)$ of ME-PLE and STEM S6-specific embedding, while the original $\log(\sigma)$ of single embedding or the average of other ME methods.



(a) Crocodile vs MDL and MTL

(b) Crocodile vs other Losses

Figure 5: Diversity Index (DI) of representations in the Kuairand1k dataset. There are five domains in Kuairand1k, resulting in 19 unique combinations. We plot the DIs on all combinations in descending order. We compared Crocodile with MDL and MTL methods in (a) and other disentanglement losses in (b).

5.3.3 Comparison with MDL methods. The Multi-domain Learning (MDL) approaches typically evolve on a trend of progressively allocating domain-personalized components from top to bottom to capture more diverse user interest.

To empirically support this, we analyze the Diversity Index (DI) of both MDL and MTL methods in Fig. 5(a). Firstly, along with the trend from top to bottom, the DI of STAR [31], HiNet [43], and STEM [33] reveals an increased trend. Secondly, methods with an ME structure typically exhibit higher DI than their SE versions, e.g., ME-PLE has higher DI than PLE.

However, as discussed in Section 5.3.2, the allocation of domain-specific embeddings can lead to the side effect of dimensional collapse, which in turn may result in a negative transfer. Consequently, we are curious as to whether methods that do not employ domain-specific embeddings can achieve favorable outcomes.

For example, HiNet [43] only allocates domain-specific components at the expert level and displayed the best ability to prevent dimensional collapse in Fig. 4. It thus got the best AUC of 0.76451 in domain S6, in Kuairand1k. However, HiNet still falls in suboptimal performance in overall AUC and gAUC in both datasets compared to Crocodile. This is because of its low ability to capture diverse user interests in 5(a).

Conversely, Crocodile achieves the second-best DI, only slightly trailing behind STEM, which employs domain-specific embeddings

Table 4: Comparison of different disentanglement losses with the base model on overall AUC and gAUC in Kuairand1k. * indicates that the performance difference against base is significant at p -value<0.05.

| Losses | AUC | Lift(%) | gAUC | Lift(%) |
|-----------------------------|----------------|--------------|----------------|--------------|
| Base | 0.78611 | - | 0.66208 | - |
| +Dot [38] | 0.78667 | 0.06% | 0.66285 | 0.08% |
| +Cos [20] | 0.78634 | 0.02% | 0.66263 | 0.06% |
| +dCorr [19] | 0.78621 | 0.01% | 0.66214 | 0.01% |
| +OLE [17] | 0.78650 | 0.04% | 0.66319 | 0.11% |
| +Importance [30] | 0.78632 | 0.02% | 0.66208 | 0.00% |
| +Trans5 [7] | 0.78550 | -0.06% | 0.66017 | -0.19% |
| +CovLoss (Crocodile) | 0.78683 | 0.07% | 0.66373 | 0.17% |

but faces the issue of dimensional collapse. Consequently, Crocodile attains the best overall AUC and gAUC.

5.3.4 Comparison with Other Forms of Losses. Through comparison with MTL and MDL approaches, we found that Crocodile captures the diverse interests of users (Fig. 5(b)) without introducing the issue of dimensional collapse (Fig. 4), thereby achieving the best overall AUC and gAUC scores in Kuairand1k and AliCCP.

Thus, can other disentangled losses also achieve favorable diversity and corresponding positive outcomes compared to those without them? We compare CovLoss with several other disentanglement losses, including **Dot Product (Dot)** [38], **Cosine Similarity (Cos)** [20], **Distance Correlation (dCorr)** [19] and **OLE** [17] (F-norm form).

We first analyzed the ability to capture user diverse interests in Fig. 5(b). We observed that all disentangled losses could achieve higher DI than ME-MMoE-PeG, where ME-MMoE-PeG is the basic structure without any disentangled loss compared to others.

Among them, we found that dCorr [19] loss achieves the smallest improvement of only 0.01% and 0.01% for AUC and gAUC lift, respectively in Tab. 4. This is coherent with its related poor diversity compared to other disentangled losses in Fig. 5(b). In contrast, **utilizing CovLoss achieves the best AUC and gAUC with the lift of 0.07% and 0.17% compared to the Base model.** This evidence supports that the ability to learn diverse interests is important to improve performance.

Furthermore, we are interested in exploring whether the transfer of other types of loss functions, e.g., load balance [30] and transfer learning [7], could yield performance enhancements. As shown in Tab. 4, the **Importance** loss [30] resulted in a limited improvement, whereas **Trans5**, one of the effective versions of equivalent transformation losses in [7], had a detrimental effect. This can be attributed to that these loss functions do not explicitly promote diversity in learning. Instead, they focus on balancing the contributions of various experts or enhancing the robustness of representations, which does not meet the expected outcomes.

Table 5: Ablation study in Kuairand1k and AliCCP. ME and SE are shorts for multi- and single-embedding, respectively. B and B+C are shorts for BCE Loss and BCE Loss with CovLoss, respectively. * indicates that the performance difference against Base is significant at p -value<0.05.

| Methods | Components | | | Kuairand1k Performance | | | | AliCCP Performance | | | |
|-----------------|------------|--------|------|------------------------|--------------|-----------------|--------------|--------------------|--------------|-----------------|--------------|
| | Embedding | Gating | Loss | AUC | Lift (%) | gAUC | Lift (%) | AUC | Lift (%) | gAUC | Lift (%) |
| Base (MMoE) | SE | - | B | 0.78594 | - | 0.66057 | - | 0.61935 | - | 0.58992 | - |
| Ablation Method | ME | - | B | 0.78586 | -0.01% | 0.66188 | 0.13% | 0.62131 | 0.20% | 0.59048 | 0.06% |
| | ME | PG | B | 0.78585 | -0.01% | 0.66208 | 0.15% | 0.62170 | 0.24% | 0.59080 | 0.09% |
| | ME | PEG | B | 0.78611 | 0.02% | 0.66208 | 0.15% | 0.62227 | 0.29% | 0.59117 | 0.12% |
| | ME | PG | B+C | 0.78642 | 0.05% | 0.66333 | 0.28% | 0.62214 | 0.28% | 0.59124 | 0.13% |
| Crocodile | ME | PEG | B+C | 0.78683* | 0.09% | 0.66373* | 0.32% | 0.62237* | 0.30% | 0.59134* | 0.14% |

5.4 Ablation Study (RQ3)

In this section, we empirically test the effectiveness of our proposed components with an ablation study. We eliminated CovLoss, PeG, and ME one by one and compared their performance on Kuairand1k and AliCCP, as shown in Tab 5.

All three components are critical since removing either of them leads to a significant performance drop on both datasets. In particular, CovLoss is more critical in the Kuairand1k dataset, while CovLoss and EG are equally important in AliCCP.

5.5 Hyper-Parameters and Embedding Sets (RQ4)

In this section, we investigate the sensitivity of the model’s performance to hyperparameters and the number of embeddings. For hyperparameters, the primary parameter is the weight of CovLoss in Eq. 7, *i.e.*, α . Taking Kuairand1k as an example, we find that as long as α is not too small (below 2×10^{-5}), Crocodile’s AUC and gAUC remain >0.78590 and >0.66174 , thus maintaining its status as the second-best method.

Additionally, we analyzed the impact of model capacity on performance by adjusting the number of embedding sets. At the minimum number of MEs (*i.e.*, 2-sets), Crocodile achieves a gAUC of 0.66198 and an AUC of 0.78595, which still surpasses other MTL and MDL methods, even when the MTL(ME) methods apply for 5-sets of embeddings. Moreover, as the number of embeddings increases, the performance gains of Crocodile over ME-MMoE-PG are robust ($+0.06\% \sim +0.20\%$), as illustrated in Tab. 6.

5.6 Computational Complexity

The Multi-Embedding (ME) paradigm has already been widely adopted in industry [13, 27, 28, 33, 42]. Compared to these ME architectures, our proposed Crocodile introduces the CovLoss upon it, which only influences the training process while not the inference at all. **Its complexity is not only small and negligible when compared with the ME-based backbone, but it can be further reduced by sampling.**

The complexity of CovLoss is $\frac{M(M-1)}{2} \times (d^2N)$, shown lower complexity than dCorr [19], which is $\frac{M(M-1)}{2} \times (d^3N + d^2N)$, where M and N are the number of experts and samples, and d is the dimension of expert output. Besides, the complexity of experts in MMoE structure is $M \times \sum_{i=1}^{l-1} Nd_i d_{i-1}$, where d_i is the hidden layer

dimension for i -th layer in all l layers. This is much higher than CovLoss in practice.

Moreover, we can reduce the complexity of calculating covariance by sampling. We discovered that selecting as low as 32 samples yields no significant difference in computed covariance norms (p -value > 0.1) in the testing dataset, contributing as much as 99.2% complexity reducing, as we originally selected $N = 1024$.

6 CONCLUSION

Multi-domain learning is vital in enhancing personalized recommendations. Existing MTL methods fail to learn both dimensional-robust representations and diverse user interests. We propose Crocodile, which employs a *Covariance Loss* (CovLoss) and *Prior informed Element-wise Gating* (PEG) based on the multi-embedding (ME) paradigm. Comprehensive experimental evaluations validate the effectiveness of Crocodile.

REFERENCES

- [1] Adrien Bardes, Jean Ponce, and Yann LeCun. 2021. Vicreg: Variance-invariance-covariance regularization for self-supervised learning. *arXiv preprint arXiv:2105.04906* (2021).
- [2] Andrei Z Broder. 2008. Computational advertising and recommender systems. In *Proceedings of the 2008 ACM conference on Recommender systems*. 1–2.
- [3] Jiangxia Cao, Shaoshuai Li, Bowen Yu, Xiaobo Guo, Tingwen Liu, and Bin Wang. 2023. Towards universal cross-domain recommendation. In *Proceedings of the Sixteenth ACM International Conference on Web Search and Data Mining*. 78–86.
- [4] Rich Caruana. 1997. Multitask learning. *Machine learning* 28, 1 (1997), 41–75.
- [5] Jianxin Chang, Chenbin Zhang, Yiqun Hui, Dewei Leng, Yanan Niu, Yang Song, and Kun Gai. 2023. Pepnet: Parameter and embedding personalized network for infusing with personalized prior information. In *Proceedings of the 29th ACM SIGKDD Conference on Knowledge Discovery and Data Mining*. 3795–3804.
- [6] Xi Chen, Yan Duan, Rein Houthoofd, John Schulman, Ilya Sutskever, and Pieter Abbeel. 2016. Infogan: Interpretable representation learning by information maximizing generative adversarial nets. *Advances in neural information processing systems* 29 (2016).
- [7] Xu Chen, Ya Zhang, Ivor W Tsang, Yuangang Pan, and Jingchao Su. 2023. Toward equivalent transformation of user preferences in cross domain recommendation. *ACM Transactions on Information Systems* 41, 1 (2023), 1–31.
- [8] Zewen Chi, Li Dong, Shaohan Huang, Damai Dai, Shuming Ma, Barun Patra, Saksham Singhal, Payal Bajaj, Xia Song, Xian-Ling Mao, et al. 2022. On the representation collapse of sparse mixture of experts. *Advances in Neural Information Processing Systems* 35 (2022), 34600–34613.
- [9] Aleksandr Ermolov, Aliaksandr Siarohin, Enver Sangineto, and Nicu Sebe. 2021. Whitening for self-supervised representation learning. In *International Conference on Machine Learning*. PMLR, 3015–3024.
- [10] William Fedus, Barret Zoph, and Noam Shazeer. 2022. Switch transformers: Scaling to trillion parameter models with simple and efficient sparsity. *Journal of Machine Learning Research* 23, 120 (2022), 1–39.
- [11] Chongming Gao, Shijun Li, Yuan Zhang, Jiawei Chen, Biao Li, Wenqiang Lei, Peng Jiang, and Xiangnan He. 2022. KuaRand: An Unbiased Sequential Recommendation Dataset with Randomly Exposed Videos. In *Proceedings of the 31st ACM*

Table 6: gAUC metric along with different numbers of embeddings (#Emb) on ME-MMoE-PG and Crocodile. * indicates that the performance difference against ME-MMoE-PG is significant at p -value<0.05.

| #Emb | 2 | 3 | 4 | 5 | 6 | 7 | 8 | 9 | 10 |
|------------|-----------------|-----------------|-----------------|-----------------|----------------|-----------------|-----------------|-----------------|-----------------|
| ME-MMoE-PG | 0.66138 | 0.66157 | 0.66206 | 0.66232 | 0.66203 | 0.66196 | 0.66286 | 0.66279 | 0.66285 |
| Crocodile | 0.66198* | 0.66284* | 0.66324* | 0.66373* | 0.6637* | 0.66394* | 0.66395* | 0.66432* | 0.66397* |
| Lift (%) | 0.06% | 0.13% | 0.12% | 0.14% | 0.17% | 0.20% | 0.11% | 0.15% | 0.11% |

- International Conference on Information and Knowledge Management* (Atlanta, GA, USA) (CIKM '22). 3953–3957. <https://doi.org/10.1145/3511808.3557624>
- [12] Xingzhuo Guo, Junwei Pan, Ximei Wang, Baixu Chen, Jie Jiang, and Mingsheng Long. 2023. On the Embedding Collapse when Scaling up Recommendation Models. *arXiv preprint arXiv:2310.04400* (2023).
- [13] Xingzhuo Guo, Junwei Pan, Ximei Wang, Baixu Chen, Jie Jiang, and Mingsheng Long. 2023. On the Embedding Collapse when Scaling up Recommendation Models. *arXiv preprint arXiv:2310.04400* (2023).
- [14] Tianyu Hua, Wenxiao Wang, Zihui Xue, Sucheng Ren, Yue Wang, and Hang Zhao. 2021. On feature decorrelation in self-supervised learning. In *Proceedings of the IEEE/CVF International Conference on Computer Vision*. 9598–9608.
- [15] Valentin Khruikov, Leyla Mirvakhabova, Ivan Oseledets, and Artem Babenko. 2021. Disentangled representations from non-disentangled models. *arXiv preprint arXiv:2102.06204* (2021).
- [16] Dmitry Lepikhin, HyoukJoong Lee, Yuanzhong Xu, Dehao Chen, Orhan Firat, Yanping Huang, Maxim Krikun, Noam Shazeer, and Zhifeng Chen. 2020. Gshard: Scaling giant models with conditional computation and automatic sharding. *arXiv preprint arXiv:2006.16668* (2020).
- [17] José Lezama, Qiang Qiu, Pablo Musé, and Guillermo Sapiro. 2018. Ole: Orthogonal low-rank embedding—a plug and play geometric loss for deep learning. In *Proceedings of the IEEE Conference on Computer Vision and Pattern Recognition*. 8109–8118.
- [18] Jinyun Li, Huiwen Zheng, Yuanlin Liu, Minfang Lu, Lixia Wu, and Haoyuan Hu. 2023. ADL: Adaptive Distribution Learning Framework for Multi-Scenario CTR Prediction. In *Proceedings of the 46th International ACM SIGIR Conference on Research and Development in Information Retrieval*. 1786–1790.
- [19] Fan Liu, Huilin Chen, Zhiyong Cheng, Anan Liu, Liqiang Nie, and Mohan Kankanhalli. 2022. Disentangled multimodal representation learning for recommendation. *IEEE Transactions on Multimedia* (2022).
- [20] Liu Liu, Jiangtong Li, Li Niu, Ruicong Xu, and Liqing Zhang. 2021. Activity image-to-video retrieval by disentangling appearance and motion. In *Proceedings of the AAAI Conference on Artificial Intelligence*, Vol. 35. 2145–2153.
- [21] Weiming Liu, Xiaolin Zheng, Jiajie Su, Mengling Hu, Yanchao Tan, and Chaochao Chen. 2022. Exploiting variational domain-invariant user embedding for partially overlapped cross domain recommendation. In *Proceedings of the 45th International ACM SIGIR Conference on Research and Development in Information Retrieval*. 312–321.
- [22] Jiaqi Ma, Zhe Zhao, Xinyang Yi, Jilin Chen, Lichan Hong, and Ed H. Chi. 2018. Modeling Task Relationships in Multi-task Learning with Multi-gate Mixture-of-Experts. In *KDD*. ACM, 1930–1939.
- [23] Jianxin Ma, Chang Zhou, Peng Cui, Hongxia Yang, and Wenwu Zhu. 2019. Learning disentangled representations for recommendation. *Advances in neural information processing systems* 32 (2019).
- [24] Xiao Ma, Liqin Zhao, Guan Huang, Zhi Wang, Zelin Hu, Xiaoqiang Zhu, and Kun Gai. 2018. Entire space multi-task model: An effective approach for estimating post-click conversion rate. In *The 41st International ACM SIGIR Conference on Research & Development in Information Retrieval*. 1137–1140.
- [25] Kelong Mao, Jieming Zhu, Liangcai Su, Guohao Cai, Yuru Li, and Zhenhua Dong. 2023. FinalMLP: An Enhanced Two-Stream MLP Model for CTR Prediction. *arXiv preprint arXiv:2304.00902* (2023).
- [26] Wentao Ning, Xiao Yan, Weiwen Liu, Reynold Cheng, Rui Zhang, and Bo Tang. 2023. Multi-domain Recommendation with Embedding Disentangling and Domain Alignment. In *Proceedings of the 32nd ACM International Conference on Information and Knowledge Management*. 1917–1927.
- [27] Wentao Ning, Xiao Yan, Weiwen Liu, Reynold Cheng, Rui Zhang, and Bo Tang. 2023. Multi-domain Recommendation with Embedding Disentangling and Domain Alignment. In *Proceedings of the 32nd ACM International Conference on Information and Knowledge Management*. 1917–1927.
- [28] Junwei Pan, Wei Xue, Ximei Wang, Haibin Yu, Xun Liu, Shijie Quan, Xueming Qiu, Dapeng Liu, Lei Xiao, and Jie Jiang. 2024. Ad Recommendation in a Collapsed and Entangled World. *arXiv preprint arXiv:2403.00793* (2024).
- [29] Steffen Rendle. 2010. Factorization machines. In *2010 IEEE International Conference on Data Mining (ICDM)*. IEEE, 995–1000.
- [30] Noam Shazeer, Azalia Mirhoseini, Krzysztof Maziarz, Andy Davis, Quoc Le, Geoffrey Hinton, and Jeff Dean. 2017. Outrageously large neural networks: The sparsely-gated mixture-of-experts layer. *arXiv preprint arXiv:1701.06538* (2017).
- [31] Xiang-Rong Sheng, Liqin Zhao, Guorui Zhou, Xinyao Ding, Binding Dai, Qiang Luo, Siran Yang, Jingshan Lv, Chi Zhang, Hongbo Deng, et al. 2021. One model to serve all: Star topology adaptive recommender for multi-domain ctr prediction. In *Proceedings of the 30th ACM International Conference on Information & Knowledge Management*. 4104–4113.
- [32] Ravid Shwartz-Ziv, Randall Balestriero, Kenji Kawaguchi, Tim GJ Rudner, and Yann LeCun. 2024. An Information Theory Perspective on Variance-Invariance-Covariance Regularization. *Advances in Neural Information Processing Systems* 36 (2024).
- [33] Liangcai Su, Junwei Pan, Ximei Wang, Xi Xiao, Shijie Quan, Xihua Chen, and Jie Jiang. 2023. STEM: Unleashing the Power of Embeddings for Multi-task Recommendation. *arXiv preprint arXiv:2308.13537* (2023).
- [34] Hongyan Tang, Junning Liu, Ming Zhao, and Xudong Gong. 2020. Progressive Layered Extraction (PLE): A Novel Multi-Task Learning (MTL) Model for Personalized Recommendations. In *RecSys*. ACM, 269–278.
- [35] Ashish Vaswani, Noam Shazeer, Niki Parmar, Jakob Uszkoreit, Llion Jones, Aidan N Gomez, Lukasz Kaiser, and Illia Polosukhin. 2017. Attention is all you need. *Advances in neural information processing systems* 30 (2017).
- [36] Ruoxi Wang, Rakesh Shivanna, Derek Cheng, Sagar Jain, Dong Lin, Lichan Hong, and Ed Chi. 2021. Den v2: Improved deep & cross network and practical lessons for web-scale learning to rank systems. In *Proceedings of the web conference 2021*. 1785–1797.
- [37] Xin Wang, Hong Chen, Si'ao Tang, Zihao Wu, and Wenwu Zhu. 2022. Disentangled representation learning. *arXiv preprint arXiv:2211.11695* (2022).
- [38] Aming Wu, Rui Liu, Yahong Han, Linchao Zhu, and Yi Yang. 2021. Vector-decomposed disentanglement for domain-invariant object detection. In *Proceedings of the IEEE/CVF International Conference on Computer Vision*. 9342–9351.
- [39] Xuanhua Yang, Xiaoyu Peng, Penghui Wei, Shaoguo Liu, Liang Wang, and Bo Zheng. 2022. AdaSparse: Learning Adaptively Sparse Structures for Multi-Domain Click-Through Rate Prediction. In *Proceedings of the 31st ACM International Conference on Information & Knowledge Management*. 4635–4639.
- [40] Hengshi Yu and Joshua D Welch. 2021. MichiGAN: sampling from disentangled representations of single-cell data using generative adversarial networks. *Genome biology* 22, 1 (2021), 1–26.
- [41] Chuang Zhao, Hongke Zhao, Ming He, Jian Zhang, and Jianping Fan. 2023. Cross-domain recommendation via user interest alignment. In *Proceedings of the ACM Web Conference 2023*. 887–896.
- [42] Xiangyu Zhaok, Haochen Liu, Wenqi Fan, Hui Liu, Jiliang Tang, Chong Wang, Ming Chen, Xudong Zheng, Xiaobing Liu, and Xiwang Yang. 2021. Autoemb: Automated embedding dimensionality search in streaming recommendations. In *2021 IEEE International Conference on Data Mining (ICDM)*. IEEE, 896–905.
- [43] Jie Zhou, Xianshuai Cao, Wenhao Li, Kun Zhang, Chuan Luo, and Qian Yu. 2023. HiNet: A Novel Multi-Scenario & Multi-Task Learning Approach with Hierarchical Information Extraction. *arXiv preprint arXiv:2303.06095* (2023).