

End-to-End Full-Page Optical Music Recognition for Pianoform Sheet Music

Antonio Ríos-Vila^{1*}, Jorge Calvo-Zaragoza¹, David Rizo^{1,2}, Thierry Paquet³

¹Pattern Recognition and Artificial Intelligence Group, University of Alicante, Spain.

²Instituto Superior de Enseñanzas Artísticas de la Comunidad Valenciana, Spain.

³LITIS Laboratory - EA 4108, University of Rouen, France.

*Corresponding author(s). E-mail(s): arios@dlsi.ua.es;

Contributing authors: jcalvo@dlsi.ua.es; drizo@dlsi.ua.es; thierry.paquet@litislab.eu;

Abstract

Optical Music Recognition (OMR) has made significant progress since its inception, with various approaches now capable of accurately transcribing music scores into digital formats. Despite these advancements, most so-called *end-to-end* OMR approaches still rely on multi-stage processing pipelines for transcribing full-page score images, which introduces several limitations that hinder the full potential of the field. In this paper, we present the first truly end-to-end approach for page-level OMR. Our system, which combines convolutional layers with autoregressive Transformers, processes an entire music score page and outputs a complete transcription in a music encoding format. This is made possible by both the architecture and the training procedure, which utilizes curriculum learning through incremental synthetic data generation. We evaluate the proposed system using pianoform corpora. This evaluation is conducted first in a controlled scenario with synthetic data, and subsequently against two real-world corpora of varying conditions. Our approach is compared with leading commercial OMR software. The results demonstrate that our system not only successfully transcribes full-page music scores but also outperforms the commercial tool in both zero-shot settings and after fine-tuning with the target domain, representing a significant contribution to the field of OMR.

Keywords: Optical Music Recognition, Sheet Music Transformer, Full-Page Transcription, Document Image Analysis

1 Introduction

Music is a vital part of our cultural heritage, offering insights into the social, cultural, and artistic trends of various historical periods. For this reason, many music documents have been carefully preserved over the centuries. To safeguard this cultural heritage and democratize access to it, significant efforts have been made toward digitizing these documents and storing them as digital copies (images). However, this format does not allow for

the full exploitation of the number of applications in computational musicology, which require the music-notation content to be transcribed into a music encoding format, such as MusicXML—among others. Due to the high cost of manual transcription, producing large historical archives by hand becomes impractical, necessitating the development of automatic processes to achieve this goal. The field of Optical Music Recognition (OMR) is dedicated to the computational reading of music scores ([Calvo-Zaragoza, Hajić Jr., &](#)

Pacha, 2020). An OMR system typically takes an input music score and seeks to produce a symbolic transcription, which is then encoded in a standard digital format that represents its music-notation content.

The way OMR has been approached has evolved throughout its history, from multi-stage statistical learning pipelines (Bainbridge & Bell, 2001; Rebelo et al., 2012) to *end-to-end* deep learning-based solutions. Currently, there are two main methodological perspectives for transcribing full-page music scores. The first involves note retrieval approaches, which are primarily based on object detection. These approaches mainly extract notation primitives from full-page score images (De Vega, Alvarado, & Cortez, 2022; Hartelt & Puppe, 2022; Pacha & Eidenberger, 2017; Song et al., 2022; Yesilkanat, Soullard, Coïasnon, & Girard, 2024). The second are the holistic approaches, where transcription is treated as a sequence generation problem. In this family, a sequential representation of the score is expected to be directly produced from the input image (Alfaro-Contreras, Ríos-Vila, Valero-Mas, Iñesta, & Calvo-Zaragoza, 2022; Calvo-Zaragoza & Rizo, 2018a; Calvo-Zaragoza, Toselli, & Vidal, 2019; Torras, Baró, Kang, & Fornés, 2021).

Despite the significant progress in OMR, these approaches are still dependent on pipeline-based workflows when processing full-page scores. Note retrieval methods fail to directly reproduce the complete content of the score, as they output a collection of music primitives that require further assembly and encoding (Baró, Riba, & Fornés, 2022; Peñarrubia, Garrido-Munoz, Valero-Mas, & Calvo-Zaragoza, 2023; Rossant & Bloch, 2006; Schuiling, 2020). Furthermore, holistic approaches typically assume that the input is a staff-level image, relying on a prior layout analysis step to extract individual music staves for separate processing and subsequent post-concatenation (Campos, Calvo-Zaragoza, Toselli, & Ruiz, 2016; Castellanos, Calvo-Zaragoza, & Iñesta, 2020; Castellanos, Garrido-Munoz, Ríos-Vila, & Calvo-Zaragoza, 2022). These methods sometimes do not even produce a standard digital music encoding as the final representation of the score but rather an approximation of it, necessitating additional steps for encoding (Ríos-Vila,

Rizo, & Calvo-Zaragoza, 2021; Ríos-Vila, Esplà-Gomis, Rizo, Ponce de León, & Iñesta, 2021). Thus, although many OMR methods are presented as end-to-end in the literature, they largely fall short of this claim.

In this paper, we present the first true end-to-end model that transcribes full-page music score images into digital music notation documents. This solution is based on autoregressive Transformers and curriculum learning (Vaswani et al., 2017). We test this approach on the pianoform transcription task, which is the most complex musical texture—both in graphical and notational terms—and the one that draws the most interest (Calvo-Zaragoza et al., 2020). The performance of the model is assessed through two experimental scenarios: a controlled scenario using synthetic data to determine the best model configuration, and a real-world scenario using two publicly available historic pianoform score datasets. The second scenario is evaluated by comparison with PhotoScore¹, a renowned commercial OMR tool, which is the closest method available for end-to-end full-page transcription of these sources. Experiments demonstrate that our model is not only capable of performing full-page pianoform transcription but also surpasses a top-leading commercial software, setting a new milestone in the OMR field.

The remainder of the paper is structured as follows: Section 2 presents the neural network architecture of the proposal. Section 3 discusses and justifies the standard output encoding of the model. In Section 4 we describe the curriculum process designed to train the Sheet Music Transformer (SMT) to be able to transcribe full-page sources. Then, Section 5 describes the setup designed to assess the performance of the SMT. The scenarios and the results analysis are given in Section 6. Finally, a summary of the work and final conclusions are given in Section 7.

2 Sheet Music Transformer

The approach presented in this paper is built upon the Sheet Music Transformer (SMT), an autoregressive end-to-end neural network that generates a transcription of the music score image provided

¹<https://www.avid.com/es/products/photoscore-and-notateme-ultimate>, accessed 15 September 2024.

as input. The model consists of two fundamental components: an encoder and a decoder. The encoder is a feature extractor that processes the image x and produces a meaningful representation x'_e . The decoder is an autoregressive language model that predicts at each time step the next symbol, based on the maximum a posteriori decision rule. In this respect the decision is conditioned on the prefix (previously generated symbols) and the representation from the encoder. This process is formalized as:

$$\hat{y}_t = \arg \max_{y_t \in \Sigma} P(y_t \mid x'_e, (\hat{y}_0, \hat{y}_1, \dots, \hat{y}_{t-1})) \quad (1)$$

where Σ represents the music-notation vocabulary of a music encoding language, and t is the current timestep. A graphical representation of the SMT is shown in Fig. 1.

2.1 Encoder

Let $x \in \mathbb{R}^{c \times h \times w}$ represent the input image of the SMT, where h and w denote its height and width in pixels, respectively, and c denotes the number of channels. To learn an appropriate representation that can be used by the Transformer decoder, we employ a Convolutional Neural Network (CNN), as considered in recent literature (Coquenot, Chatelain, & Paquet, 2023; Singh & Karayev, 2021). This module, therefore, defines a function that outputs c_e two-dimensional feature maps, denoted as $x'_e \in \mathbb{R}^{h_e \times w_e \times c_e}$. Note that h_e and w_e correspond to the size of the learned feature maps, where $h_e = \frac{h}{r_h}$ and $w_e = \frac{w}{r_w}$, with r_h and r_w representing the downscaling factors produced by the pooling operations and strides within the encoder, while c_e is the dimension of the feature space of the encoder.

2.2 Decoder

The second module of the SMT is a Transformer decoder (Vaswani et al., 2017), as it represents the current state of the art for tasks involving conditional sequence generation of varying lengths.

The decoder consists of a language model that, at each timestep t , computes the conditioned probability distribution p_t defined at Equation 1. The predicted token \hat{y}_t is the one that maximizes

this probability score. The process starts with a special start-of-sequence symbol, $\hat{y}_0 = \langle \text{sos} \rangle$, and continues until an end-of-sequence token is predicted ($\hat{y}_{|\hat{y}|} = \langle \text{eos} \rangle$).

We emphasize that the encoder outputs a two-dimensional feature map to serve as context for the decoder. However, since the decoder is a sequence generator, it operates in just one dimension. To connect these two modules, the two-dimensional feature maps are converted into a one-dimensional format suitable for the decoder. A straightforward approach is to flatten the structure across height and width, resulting in sequences of length $h_e \times w_e$.

Another important aspect is that the Transformer decoder includes a positional encoding (PE) mechanism to model its otherwise order-agnostic operation. This mechanism adds a position vector to each input element, determined by its location in the sequence. While adding a one-dimensional PE to the unfolded feature maps could be considered, it would cause a loss of spatial information when dealing with polyphonic scores where multiple voices are played simultaneously. To ensure the model retains awareness of the full spatial dimensions of the image, we incorporate a two-dimensional PE within the feature maps before flattening them into a one-dimensional sequence. The 2D PE is based on sine and cosine functions, similar to the original 1D PE, where the first half of the feature dimensions—i.e., $[0, \frac{c_e}{2})$ —is responsible for horizontal positions, and the second half—i.e., $[\frac{c_e}{2}, c_e)$ —is used for vertical positions, as implemented in other works (Coquenot et al., 2023; Singh & Karayev, 2021). The 2D PE is defined as:

$$\begin{aligned} \text{PE}_{2D}(\text{pos}_t, 2i) &= \sin\left(\frac{\text{pos}_t}{10000^{2i/c_e}}\right) \\ \text{PE}_{2D}(\text{pos}_t, 2i+1) &= \cos\left(\frac{\text{pos}_t}{10000^{2i/c_e}}\right) \\ \text{PE}_{2D}(\text{pos}_f, c_e/2 + 2i) &= \sin\left(\frac{\text{pos}_f}{10000^{2i/c_e}}\right) \\ \text{PE}_{2D}(\text{pos}_f, c_e/2 + 2i+1) &= \cos\left(\frac{\text{pos}_f}{10000^{2i/c_e}}\right) \end{aligned} \quad (2)$$

where pos_t and pos_f specify the horizontal (width) and vertical (height) positions, respectively, and $i \in [0, \frac{c_e}{4})$ denotes the feature dimension of the output map.

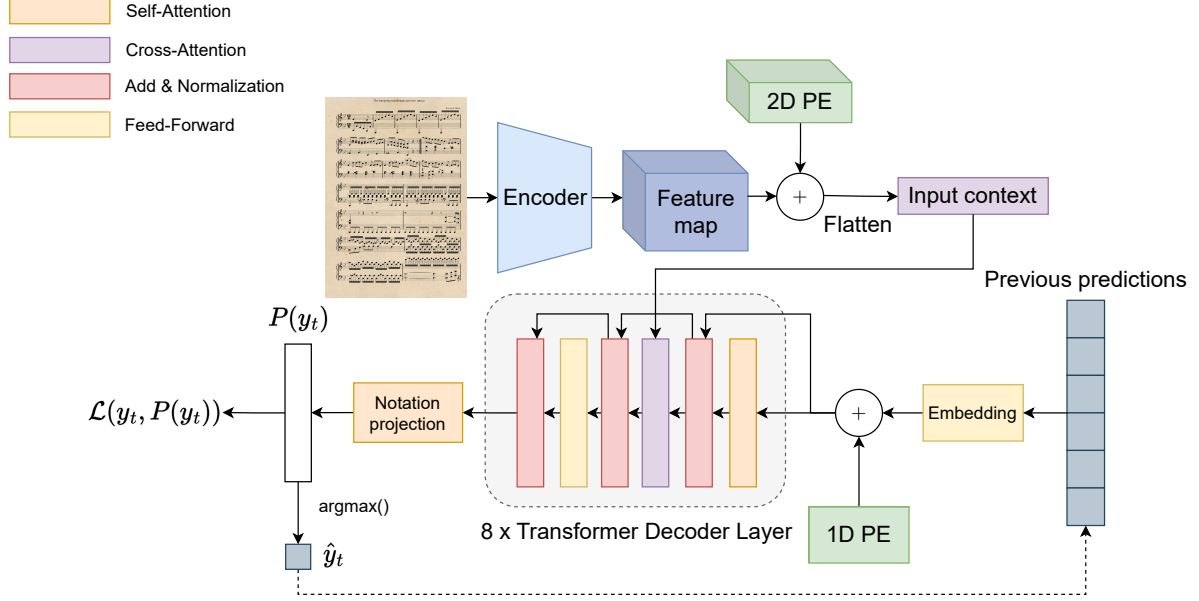


Fig. 1: Graphic scheme of the SMT for end-to-end full-page Optical Music Recognition.

3 Output Encoding

There are numerous options when choosing a digital music encoding format, being MusicXML (Good et al., 2001) the most popular one. This format is known for its comprehensive representation of music score components and metadata through an XML-based markup language. Despite being highly versatile, it is not well-suited for deep learning-based solutions. The reason is that it is too verbose and typically require conversions and adaptations into intermediate languages, which are often lossy.

Based on recent literature (Ríos-Vila, Calvo-Zaragoza, & Rizo, 2020; Ríos-Vila, Rizo, Iñesta, & Calvo-Zaragoza, 2023; Ríos-Vila et al., 2023; Ríos-Vila et al., 2021), in this work we adopt the text-based Humdrum Kern encoding format (Huron, 1997), hereinafter referred to as KERN. This encoding stands out in computational music analysis due to its widespread use, simplicity, and straightforward parsing capabilities, making it exceptionally well-suited for end-to-end OMR applications. Additionally, this format is compatible with many music software packages (Pugin, Zitellini, & Roland, 2014) and can be converted into other digital music representations, such as MusicXML and others.

3.1 The Humdrum Kern Format

A KERN file is essentially a sequence of text lines.² Each line is, in turn, a sequence of columns or *spines* that are separated by a *tab* character. Each column contains an instruction, such as the creation or termination of spines, or the encoding of musical symbols such as clefs, key signatures, meter, bar lines, notes, or chords (which are notes separated by spaces), to name just a few. When interpreting a KERN file, all spines are read simultaneously, providing polyphonic capabilities to the format. In other words, a line in a KERN document is read from left to right—interpreting all symbols that appear simultaneously—and then from top to bottom, advancing through the score and time. Figure 2 shows an example of how a KERN file is constructed, aligned with its corresponding score.

Since the SMT contains an autoregressive Transformer decoder, we can use a complete KERN file as ground truth. We also include additional markup tokens to ensure correct understanding of the file structure. Spine separations are encoded as $\langle t \rangle$, chords as $\langle s \rangle$, and timesteps as $\langle b \rangle$.

²For a comprehensive explanation of the syntax, the reader is referred to the official documentation (<https://www.humdrum.org/rep/kern/>).

Figure 2 shows a KERN score on the left and its rendered music document on the right. The KERN score is a text-based representation of musical notation, including clefs, time signatures, and note durations. The rendered music document shows the corresponding graphical notation on a staff. The alignment is done by reading order, meaning the tokens are ordered as they appear in the KERN file, not necessarily in the order they are read in the music document.

Fig. 2: Example of a KERN score (left) aligned by reading order with its rendered music document (right).

3.2 Humdrum Kern Tokenization

In this work, we explore three different ways to tokenize a KERN file for training the SMT.

First, we interpret all the complete KERN symbols as tokens. In the example from Fig. 2, `8ee-/J` would be a single token. This tokenization, hereinafter referred to as raw KERN tokenization, produces a large vocabulary, which surpasses, based on the information in Table 1 from the evaluated corpora, more than 20,000 elements. This is inconvenient for this task, as it may lead to encode infrequent tokens which may lead to training training instability. Therefore, we explore two alternative methods to address this issue. Additionally, each KERN token is composed of several semantic subcomponents, making it worthwhile to consider some other tokenization schemes.

Following the work of Ríos-Vila et al. (2023), we also explore the “Basic Extended Kern” format, referred to as BEKERN. This format significantly reduces the alphabet by decomposing tokens into minimal semantic elements, such as duration or pitch of a note. For example, in Fig. 2, the `8cc-/L` token is encoded as `8 c . - . / . L`.³

While the BEKERN tokenization is optimal for reducing vocabulary size, it suffers from lower correlation with the graphic information in the image, as the model needs to predict several tokens for a single graphical pattern. This becomes problematic when handling large documents. To address this, we also explore the “Extended

Kern”—EKERN, which splits the tokens by graphical meaning. In this way, music notes are represented by a unique token, while accidentals or other related features are represented independently. Continuing with the example from Fig. 2, the `8cc-/L` token is encoded as `8cc . - . / . L`.

It is important to note that all three tokenization methods—raw KERN, BEKERN, and EKERN—are equally complete, in the sense that they encode the same musical information, differing only in how the elements are split and fed to the input of the SMT. Their suitability for OMR tasks will be determined empirically through fair comparison of their performance in our experiments.

4 Training Methodology

Training Transformer-based models is known to be a data-demanding and challenging task, primarily due to their low inductive bias (Brown et al., 2020; Devlin, Chang, Lee, & Toutanova, 2019). Designing an effective training process to handle end-to-end full-page transcription is crucial for the performance of the SMT. Inspired by recent literature in related fields (Coquenot et al., 2023; Dhiaf, Rouhou, Kessentini, & Salem, 2023), the model is trained in a three-stage process:

1. System-level pre-training: The SMT is initially trained at the system level, using images that depict a single system. This enables the model to learn the first step in the reading order of pianoform music scores.
2. Incremental curriculum learning: The single system-transcription SMT is then trained to read full-page pianoform scores. This is accomplished through an incremental curriculum learning method, where the model is gradually exposed to synthetic images containing an increasing number of systems.
3. Curriculum learning-based fine-tuning: A second curriculum learning strategy is employed for fine-tuning the SMT, in which the model is trained on a combination of synthetic and real music score pages (gradually increasing the proportion of the latter ones). This allows the model to learn the training corpus while retaining the general knowledge acquired from the synthetic samples.

³Note that the character ‘.’ is used here solely as a separator for clarity.

Below, we present the approach used to generate synthetic pianoform music scores before discussing the different training stages in detail.

4.1 Synthetic Generator

The overall training strategy requires the implementation of a synthetic music score generator. This tool is essential for providing a sufficient variety of samples and for controlling the difficulty of the task during curriculum learning. Despite some previous efforts (Alfaro-Contreras, Iñesta, & Calvo-Zaragoza, 2023; Hernandez-Olivan & Beltran, 2023; Martinez-Sevilla, Ríos-Vila, Castellanos, & Calvo-Zaragoza, 2023), there remains a lack of synthetic music score generators capable of producing samples suitable for end-to-end OMR approaches, particularly in the case of pianoform scores.

Our generator is initialized with a collection of single-system KERN excerpts, which the generator automatically parses. To maintain rhythmic consistency, it categorizes these samples by their beat types. The generation algorithm selects a specified number of systems at random and merges them according to KERN syntax rules. The clefs and key signatures are determined by the first selected system, with subsequent excerpts adjusted accordingly. Thanks to the KERN syntax’s agnosticism toward these elements, this integration process is seamless. The generated file is then rendered using the Verovio tool (Pugin et al., 2014), producing the final music score page. In addition to this core algorithm, the generator includes additional features:

- Random texture placement to simulate real documents. The generator selects a texture from a library of 61 samples. To place a texture, the algorithm crops the page size and positions the generated music image on it.⁴
- Randomly generated title and author names.
- Varying spacing between staff lines and note font sizes.
- Varying inner score padding on the page.

Figure 3 shows three music scores generated by this algorithm. Note that this system can be run with any single-system score dataset annotated in

KERN. In our case, it is applied to the generation of pianoform music scores.

4.2 System-level Pretraining

The first step of this training strategy is to pre-train the model to learn the first reading order complexity in full-page polyphonic scores: system-level transcription. Unlike, the Optical Character Recognition (OCR) and Handwritten Text Recognition (HTR) fields, this task is already complex, since polyphonic systems are composed of a group of staves that have to be simultaneously read in order to retrieve adequately their content. Given the KERN syntax, this means that the attention must interleave staves from bottom to top. This step is crucial to learn the transcription of full pages, since this first task is already complex (Ríos-Vila et al., 2023; ?).

4.3 Incremental Curriculum Learning

Once the SMT is trained to transcribe single-system images, it undergoes a curriculum learning-based process that gradually transitions it from system-level reading to full-page transcription.

This stage is conducted using an incremental approach, where the number of systems on the pages increases linearly over the training steps. The generator starts by producing pages with two systems, since the network is already familiar with transcribing single-system samples, and gradually increases until a value of n systems per page is reached. The number of systems per page increases after a specified number of training steps s . To avoid catastrophic forgetting, the generator does not consistently produce pages with a fixed number of systems, but instead randomly selects a number of systems from a range between two (the lowest difficulty) and the upper value n .

Both parameters, n and s , are hyperparameters that must be determined empirically.

4.4 Curriculum Learning-based Fine-tuning

The final training step is to fine-tune the model on the target dataset. Therefore, a second curriculum learning stage is implemented. To balance the training process, the model is fed with both

⁴All the texture images are larger than standard A4 pages.



Fig. 3: Three synthetic samples produced by the proposed generator. The music scores have been generated with different hyper-parameterization. Sample 3a is a basic four-systems page, sample 5a is a seven-system page with a random texture, and 5d is a seven-system page with a random texture, generated title and author, and random margin values.

synthetic and real data samples using a probabilistic policy. The linear function described in Eq. 3 determines the probability threshold P for selecting either a synthetic or real sample:

$$P = \max(P_{\min}, P_e)$$

$$P_e = P_{\max} + \frac{s \cdot (P_{\min} - P_{\max})}{N} \quad (3)$$

where P is the probability threshold, P_{\max} and P_{\min} are the maximum and minimum probabilities of this threshold, s is the current training step, and N is the range over which the linear function is distributed. This scheduler transitions from providing mostly synthetic samples in the early stages to predominantly real samples when $s > N$.

5 Experimental Setup

In this section, we describe the experimental environment designed to evaluate the performance of the proposed approach.⁵

⁵The implementation of the model is available at <https://github.com/antoniorv6/SMT-plusplus.git> while the model

5.1 SMT Configuration

Following the insights of previous research, we propose two different feature extraction approaches for the SMT (?). The model consists of a Transformer decoder with eight layers, four attention heads, and an embedding size of 256 features in both the attention and feed-forward modules. The first variation is the SMT_{CNN}, which implements a fully-connected Convolutional Neural Network (CNN). The backbone of this model rescales the height of the image by a factor of 16 and the width by a factor of 8 through pooling operations, as done in other recent works in the HTR field (Coquenot et al., 2023; Dhiat et al., 2023; Singh & Karayev, 2021). The second variation is the SMT_{NeXt}, which is based on recent advancements in computer vision related to feature extraction networks. Specifically, we implement ConvNeXt (Liu et al., 2022), an adaptation of the traditional ResNet50 that incorporates properties of the Swin Transformer (Liu et al., 2021). It should

and the weights are published in <https://huggingface.co/antoniorv6>.

be noted that we do not include the Swin Transformer itself, as previous experiments showed that it fails to converge, even in the simplest end-to-end OMR scenarios (Ríos-Vila, Calvo-Zaragoza, & Paquet, 2024). This is mainly because the data-devouring nature of the architecture, where the resources available are insufficient, as well as the lack of resolution of the available datasets. We train only the first three layers of the ConvNeXt backbone, with depths of 64, 128, and 256.

5.2 Synthetic Generator Setup

In our study, the pool of music systems for generating images is sourced from the GRANDSTAFF dataset (Ríos-Vila et al., 2023), a public single-system music score dataset designed for end-to-end pianoform transcription. The generator uses the training set of the corpus, which consists of musically distorted scores to enhance the diversity and variability of both images and transcriptions.⁶ This approach ensures that the generated data does not replicate any existing music scores. For the specific hyperparameters introduced in Section 4.4, the following values were used in all experiments: $n = 5$, $s = 40,000$, $P_{\max} = 0.9$, $P_{\min} = 0.2$, and $N = 200,000$.

5.3 Evaluation Protocol

The assessment of OMR performance is one of the main topics of discussion in the field. Several works have extensively researched and proposed solutions to provide metrics that indicate the quality of these systems (Bellini, Bruno, & Nesi, 2007; Byrd & Simonsen, 2015; Hajic Jr, Novotný, Pecina, & Pokorný, 2016; Jan Hajič & Pecina, 2017; Mengarelli et al., 2020; Torras, Biswas, & Fornés, 2023). Despite these efforts, there is no consensus on how to measure the *goodness* of OMR systems, mainly due to specific issues surrounding the interpretation of music and the impact of errors on its comprehension (Calvo-Zaragoza et al., 2020).

In this work, we understand the OMR task as a pattern recognition problem, where the model’s ability to recover the music notation depicted in the image is evaluated, rather than the quality of its eventual interpretation in musical terms.

⁶These distortions are applied through transposition and offset augmentations.

This non-semantic evaluation has been largely considered in recent literature (Alfaro-Contreras et al., 2022; Alfaro-Contreras et al., 2023; Baró et al., 2022; Calvo-Zaragoza & Rizo, 2018a; Calvo-Zaragoza et al., 2019; Ríos-Vila et al., 2020, 2021; Ríos-Vila, Inesta, & Calvo-Zaragoza, 2022). In this case, the performance of OMR is assessed using metrics based on the edit distance, which serves as a good proxy for the effort a user would need to invest in correcting the automatic transcription. This implicitly correlates with the quality of the transcription from a readability perspective.

In this work, we utilize three established metrics in the field for polyphonic transcription (Mayer, Straka, Pecina, et al., 2024; Ríos-Vila et al., 2023), all of which are based on the normalized edit distance but differ in the basic units used for computing that distance. These metrics are the Character Error Rate (CER), which evaluates among minimum semantic units in the output encoding; the Symbol Error Rate (SER), a commonly used metric that takes complete symbols as evaluation tokens; and the Line Error Rate (LER), which considers entire KERN lines as tokens, thus assessing the model’s accuracy with regard to both content and document structure.⁷

It should be noted that, regardless of the encoding used in the SMT, all results are converted into BEKERN for computing the evaluation metrics. This ensures a fair comparison, where errors are equally penalized.

6 Results

In this section, we evaluate the performance of the SMT in two distinct scenarios: a controlled scenario using a rendered corpus of real music data (“FP-GrandStaff”), to study the best model configuration and tokenization method, and a real-case scenario using two scanned music corpora (“Mozarteum” and “Polish Digital Scores”), where we compare the SMT with a commercial OMR software. This comparison allows us to assess both the challenges and the advantages of the proposed method. The dataset will be presented in their respective experimental scenario,

⁷Evaluating the structure of the document is a key aspect in OMR when the transcription is more complex than the staff level, since the correct alignment between transcribed notes is crucial for retrieving accurate notation.

although a general summary of their features is provided in Table 1.

6.1 Controlled Scenario

The different configurations of the SMT are tested using the Full-Page GrandStaff (FP-GRANDSTAFF) dataset. This corpus consists of 688 full-page music score images from six well-known composers, extracted from the Humdrum repository.⁸ The music score images were processed and rendered in the same manner as described by Ríos-Vila et al. (2023), as they represent the full-page versions of the scores provided in the GRANDSTAFF dataset. For our experiments, the FP-GRANDSTAFF corpus was divided into three partitions: 60% of the samples for training, 20% for validation, and 20% for testing.

Table 2 reports the average CER, SER, and LER obtained on the test set of the FP-GRANDSTAFF dataset for each network configuration and encoding method considered.

The results generally demonstrate that our approach for building and training the SMT leads to successful end-to-end full-page transcription. Specifically, the SMT_{NeXt} yields the best performance across all encodings considered, showing an average improvement of 62.1% in the SER metric compared to its alternative. This confirms that modern convolutional approaches, despite being inspired by advancements in Vision Transformer architectures, are capable of learning appropriate features from complex music score documents.

From an encoding perspective, the two proposed encoding alternatives to the raw tokenization enhance the performance of the model. Both the EKERN and the BEKERN encodings outperform raw KERN. Specifically, the SMT_{NeXt} model reports that the EKERN SER improves results by 12.4% and BEKERN by 28.6%. Among these alternative representations, the BEKERN notation yields a 18% lower SER than the EKERN encoding. This suggests that it is preferable to rely on a semantic-aware tokenization of the ground truth, even if some correlation with the image is lost.

Based on these preliminary results, we claim that the SMT is a viable end-to-end method for transcribing full-page pianoform documents.

Among the configurations studied, the combination of SMT_{NeXt} with BEKERN encoding proves to be the most effective for this task.

6.1.1 Ablation Studies

In addition to the preliminary results provided above, we conducted several ablation studies in this controlled scenario to evaluate the relevance of key features of our approach. All experiments presented in this section were performed using the SMT_{NeXt} model with the BEKERN notation, as this combination reported the best results. We assume that similar trends will hold for other configurations.

Ablation on Training Stages

The first ablation study focuses on the training pipeline described in Section 4, specifically on the process of teaching the model the reading order of full pages. In this ablation study, we report the performance of the SMT_{NeXt} model whether or not including two of the training stages: system-level pretraining and incremental curriculum learning. The fine-tuning stage is considered mandatory for the model to converge on real music data. The results of this ablation study are reported in Table 3.

The individual analysis shows a significant improvement when performing at least one of the proposed stages, with a 76.9% reduction in SER when pretraining on single systems, and a 70.82% reduction when using incremental curriculum learning. This indicates that both steps are crucial for achieving successful full-page transcription. More specifically, system-level pretraining is identified as the most impactful stage, allowing the model to understand the hierarchical reading order of pianoform documents step by step. After pretraining, the model only needs to learn how to sequentially read systems from top to bottom, which appears to be an easier task once single systems are mastered. Despite this, using all stages together results in superior performance compared to applying each step individually, with a relative improvement of up to 83% over the baseline. This demonstrates that all stages of the training pipeline are essential for optimal performance.

⁸<https://github.com/humdrum-tools/humdrum-data>

Table 1: Summary of the features of the data sources employed in this paper, such as image sizes in pixels, number of samples and staves per page, number of symbols present, and unique symbols (vocabulary).

	FP-GrandStaff	Mozarteum	Polish Digital Scores
Num pages	688	101	117
Avg. page size	2970×2100	1229×900	2100×1484
Avg. systems per page	5	6	6
Max. systems per page	7	7	7
Min. systems per page	1	5	3
Avg. symbols per page			
KERN	1184	1264	1303
EKERN	1363	1513	1621
BEKERN	1897	2006	2196
Max. symbols per page			
KERN	2316	2156	2572
EKERN	3112	2461	3134
BEKERN	4358	3264	4116
Min. symbols per page			
KERN	30	466	626
EKERN	30	430	865
BEKERN	34	32	1103
Unique symbols			
KERN	20578	21515	24947
EKERN	5282	5327	5600
BEKERN	184	191	215

Table 2: Average CER, SER, and LER (%) obtained by the models studied in the test set of the FP-GRANDSTAFF dataset.

Encoding		SMT _{CNN}	SMT _{NeXt}
KERN	CER	15.8	7.2
	SER	25.2	9.7
	LER	44.3	19.9
EKERN	CER	17.3	6.8
	SER	21.3	8.5
	LER	35.7	16.6
BEKERN	CER	15.2	5.6
	SER	19.7	6.9
	LER	32.0	12.9

Ablation on Positional Encoding

Another key aspect of the proposal is the Positional Encoding (PE) applied to transfer the information from the feature map, provided by the backbone, to the Transformer decoder. For this purpose, we use the 2D PE formula, as defined in

Equation 2 in Section 2.2. However, Transformers were originally designed to use a 1D PE setting (Blecher, Cucurull, Scialom, & Stojnic, 2023; Kim et al., 2022; Li et al., 2021). This ablation study analyzes the impact of employing the 2D PE formula in this task and assesses the performance

Table 3: Evaluation metrics of the model according to the ablation study on the training stages: (1) system-level pretraining, (2) incremental curriculum learning.

	Steps		Metrics		
	(1)	(2)	CER	SER	LER
FP-GrandStaff	✗	✗	32.1	42.6	71.5
	✓	✗	8.1	9.8	17.9
	✗	✓	10.1	12.4	21.9
	✓	✓	5.6	6.9	12.9

difference between using a 2D setting versus a 1D one.

Table 4: Evaluation metrics of the model according to the ablation study on Positional Encoding.

Position Encoding	FP-GrandStaff		
	CER	SER	LER
No Position Encoding	57.3	78.4	100
Position Encoding 1D	13.6	15.57	23.7
Position Encoding 2D	5.6	6.9	12.9

Table 4 shows the results obtained in three scenarios: no PE, 1D PE, and 2D PE. The baseline results, where no positional information is provided, indicate that applying PE to the feature map is essential for successful full-page transcription. This outcome was rather expected. Specifically, the 2D PE yields superior results, outperforming the 1D formula by 55.7% in the SER and 45.5% in the LER. These results demonstrate that providing 2D positional information not only improves transcription quality but also generates significantly more consistent documents. This is because the reading order in pianoform scores heavily depends on both axes. The explicit encoding in the 2D PE helps the model identify the elements along the height of the document. In the case of 1D PE, this information must be learned implicitly. Therefore, for transcribing complex full-page music scores, it is preferable to apply a 2D PE formula, which aligns with insights reported in related fields (Coquenot et al., 2023; Singh & Karayev, 2021).

6.2 Evaluation on Real Corpora

For the experiments with real corpora, we tested the SMT_{NeXt} model on two scanned score datasets. The first is the Digital Mozarteum Edition repertory, referred to as the Mozarteum dataset (Rink, 2021). This dataset contains 101 pages from a re-edition of the works of Wolfgang Amadeus Mozart, which are publicly available through the MoVi tool.⁹ The second corpus is the Polish Digital Scores repository, which contains transcriptions from the *Heritage of Polish Music in Open Access* project by the Chopin Institute.¹⁰ We selected 117 pianoform pages from this repository.

Both corpora are initially stored as book-like PDFs, where multiple pages are found in a single file. We preprocessed them by separating the pages along with their corresponding transcriptions. An example from each dataset is shown in Fig. 4.

Since both datasets contain a limited number of samples, we used a 5-fold cross-validation. Results are consistently reported by averaging the performance on the test set of each fold.

6.2.1 Comparison with Commercial Software

Since this is the first time an end-to-end deep learning model has been proposed for full-page OMR in pianoform transcription, there are no similar publicly available solutions to compare our results with. To address this and provide a comparative evaluation, we tested the datasets using a commercial OMR software, which is, in fact, the tool a user would currently employ to transcribe these works. Specifically, we transcribed the sources using the PhotoScore tool, one of the most popular OMR softwares, which has also been used as a benchmark in related works (Baró, Riba, Calvo-Zaragoza, & Fornés, 2018, 2019; Calvo-Zaragoza & Rizo, 2018b; Degroot-Maggetti et al., 2020). Although its operation is not publicly documented, this tool is believed to transcribe music at the full-page level through a pipeline of image processing methods, including binarization, metadata extraction, and rule-based note classification. More details about the PhotoScore transcription pipeline are given in Appendix A.

⁹<https://dme.mozarteum.at/movi/en>

¹⁰<https://github.com/pl-wnifc/humdrum-polish-scores>



(a) Mozarteum



(b) Polish Digital Scores

Fig. 4: Examples from the corpora used in the real-case scenario evaluation.

Because the ability of the SMT to be fine-tuned is a significant advantage, its comparison with a zero-shot application may be unfair. Therefore, we present two sets of results for the SMT_{NeXt} : one where the model is trained only on synthetic data and another where the model is fine-tuned with the training partitions of the real scores, hereinafter referred to as $\text{SMT}_{\text{NeXt}}^f$.

6.2.2 Results Analysis

In Table 5, we report the average SER across the test folds, as well as the range of metric values for individual samples.

First, we emphasize that the results provided by PhotoScore highlight the difficulty of the corpora used in this work for OMR applications. This is especially evident in the Polish Digital Scores dataset, where some scores are completely mis-transcribed (see the 100% SER in the reported range). When compared under the same conditions, the SMT_{NeXt} significantly outperforms the commercial tool. Specifically, we observe a 40% relative improvement in the Mozarteum dataset and a 15% improvement in the Polish Digital

Scores. This indicates that, even without incorporating images from the target sets during training, the SMT_{NeXt} shows superior performance for full-page pianoform transcription compared to PhotoScore.

It is important to note, however, that PhotoScore is a general-purpose OMR tool, designed to transcribe various types of music scores within the same engine. Furthermore, the application likely includes a specific ruleset tailored to handle scores accurately, whereas the SMT_{NeXt} must learn directly from data in a weakly-supervised manner. This further reinforces the robustness of our approach in a highly complex scenario.


When fully utilizing the capacity of the model for fine-tuning to the target domain, performance peaks, with relative improvements of 75% in the Mozarteum dataset and 71% in the Polish Digital Scores. Notably, these results are achieved with fewer than 100 training samples in both cases. This demonstrates that the pretraining strategies provide a solid foundation for understanding how music scores are read, while the fine-tuning process allows the system to learn



(a) Input test sample



(b) PhotoScore



(c) SMT_{NeXt}



(d) SMT_{NeXt}^f

Fig. 5: Visualization of the transcription performed by (b) PhotoScore and (c) the SMT_{NeXt}^f on a test sample (a) from the Polish Digital Scores corpus with highlighted errors. Note that some differences between the score and the renderings are not highlighted as errors, as the rendering tool may produce visually different outputs that are interpreted the same in the source score. The SER of each transcription is (b) 80.5%, (c) 53.2% and (d) 11.2%

Table 5: Average SER (%) and error range for the evaluated datasets in the real scores scenario.

Model		Mozarteum	Polish Digital Scores
SMT _{NeXt}	Avg. SER	33.1	58.1
	Range	[15, 67.5]	[31.2, 100]
SMT _{NeXt} ^f	Avg. SER	8.3	16.6
	Range	[1.7, 40.3]	[7.9, 44.6]
PhotoScore	Avg. SER	55.3	68.5
	Range	[39.7, 84.2]	[30.5, 100]

details that synthetic and rendered data do not capture. These missing details may arise from two different sources: (i) the input image, which can be very specific to each corpus, and (ii) the number of missing tokens from the target dataset in the synthetic data.

The influence of unknown tokens appearing in test samples is analyzed in Table 6. Specifically, we report the percentage of tokens from the target dataset that are contained in the pretraining dataset and the performance of the SMT_{NeXt} when these tokens are excluded from the error metric calculations, which can be interpreted as a lower-bound SER.

The table shows that the notation style of the GRANDSTAFF dataset is closer to that of the Mozarteum dataset. In this case, we also observe that the performance does not vary significantly, revealing a glass ceiling imposed by the (low) image variety produced by the synthetic generator. In the case of the Polish Digital Scores corpus, the performance difference is more pronounced, decreasing the SER by 16%. Here, the divergence in vocabulary—even in a fine-grained format such as BEKERN—is close to 20%, which raises the SER above 50%. However, as seen in the Mozarteum dataset, there is still a significant glass ceiling (48% SER) that is difficult to surpass due to image features not encountered during training. This study reveals that, when pretraining the SMT, the model becomes more robust by being exposed to a wider variety of image samples, rather than synthesizing samples with a richer vocabulary as this can be learned during fine-tuning.

To complement these results with a qualitative analysis, Fig. 5 provides a visual comparison of the outputs from the three systems for a selected test sample with the highlighted errors, marked with the *musicdiff* tool (Foscarin, Jacquemard,

& Fournier-S'niehotta, 2019). In this figure, we observe several ideas that were given through analysis of the results. First, we observe that PhotoScore (a) struggles to correctly identify the voices in the music score, see that the last music staff is represented as a different instrument than the rest of the score. The tool also fails to detect most of the music symbols, being these avoidances the majority of its errors, as well as several pitch misplacements. In the case of the SMT_{NeXt} model (b), all the voices are correctly placed, since its training is specific for pianoform scores. However, note that all slurs are skipped, which is visually impactful. This is because the slur token is one of the missing symbols of the GRANDSTAFF dataset, proving the performance downgrade demonstrated in Table 6. Some symbols avoidance and misplacements are also observed. The SMT_{NeXt}^f result (d) shows that fine-tuning makes a very significant difference with other results, being able to catch the vocabulary divergences, as well as increasing the precision of the system to retrieve the content of the score, where only note misplacements are observed.

7 Conclusions

In this paper, we presented the first end-to-end model for Optical Music Recognition (OMR), which has traditionally relied on pipeline-based systems to perform full-page transcription. Our model is based on feature extraction and an autoregressive Transformer decoder for language modeling, where a full-page score is received as input and its transcription is provided directly in a music encoding format. This model is trained using comprehensive strategies, including system-level pretraining and curriculum learning.

Table 6: Analysis of the discrepancy between the ground truth of the GRANDSTAFF dataset, used for generating synthetic samples during pretraining, and the test sets of the target datasets. The lower-bound SER represents the SER that the model yields when only considering the tokens contained in the pretraining dataset.

		Mozarteum	Digital polish scores
Discrepancy		6%	17%
Frequency in test		4.2%	6%
<hr style="border-top: 1px dashed;"/>			
<i>Lower-bound SER</i>			
SMT _{NeXt}	Avg. SER	32.1	48.7
	Range	[13.1, 62.5]	[31.2, 80.1]

We evaluated our approach in a full-page polyphonic music scenario, focusing on transcribing pianoform scores, which are among the most challenging in graphical terms. The evaluation was designed around two scenarios: a controlled one using synthetic data to preliminarily assess the model’s performance and study the influence of hyperparameters, and a real-world scenario using two scanned music score datasets, where we compared the model’s performance with that of commercial OMR software. Results show that our approach not only successfully transcribes pianoform scores but also outperforms commercial OMR tools, both when trained exclusively with synthetic data and when fine-tuned to the target domain. Consequently, the model establishes a new state-of-the-art approach for full-page polyphonic music transcription and stands as the first true end-to-end solution for OMR.

This work opens several avenues for improvement and future research. While the model establishes a new benchmark for OMR performance, there are opportunities to refine the curriculum learning pipeline. First, by improving the synthetic generator to provide better and more varied images, which are demonstrated to be the glass ceiling of the zero-shot transcription. Also, integrating music-notation learning would improve the language model’s correlation with musical elements. Additionally, like all Transformer-based architectures, the model is data-demanding. Future research could focus on optimization strategies and Self-Supervised Learning (SSL) to improve performance and reduce reliance on large labeled datasets.

Appendix A Details on the Transcription Pipeline with PhotoScore

In Section 6.2.1, we introduced the PhotoScore software as the tool chosen to compare with the SMT_{NeXt} in the real scores scenario. In this appendix, we detail the pipeline followed to obtain the KERN scores for evaluation. This pipeline, depicted in Fig. A1, consists of three main steps:

1. **Image conversion:** The target datasets are provided in JPG and PNG formats. However, the PhotoScore tool only accepts PDF and bitmap files. To ensure a fair comparison, we converted all test set images into the TIFF format to make them compatible with the software.
2. **PhotoScore transcription:** The converted images are processed using the PhotoScore software, which automatically recognizes and transcribes the images. Once the transcription process is complete, results are exported to MusicXML (Good et al., 2001), as it is one of the few formats supported by commercial tools.
3. **Conversion to MuseScore MusicXML:** One of the main challenges of using MusicXML is its flexible syntax for representing music scores, which complicates conversion to KERN. Following the approach of Mayer et al. (2024), we convert the MusicXML format into MuseScore’s¹¹ MusicXML format, a widely adopted

¹¹<https://musescore.org/es>

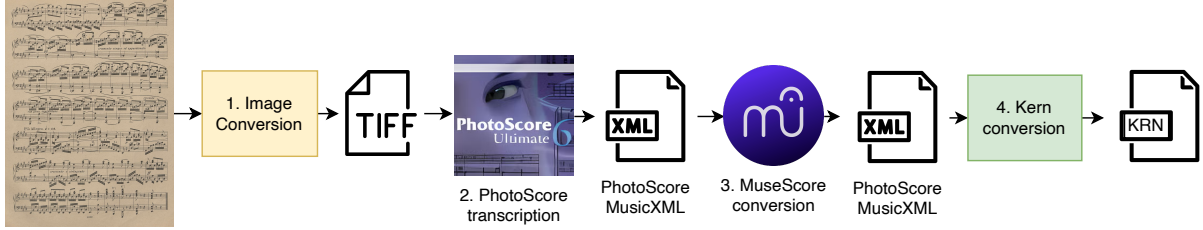


Fig. A1: PhotoScore transcription pipeline followed to perform the real-case evaluation scenario.

standard used by the community and modern music composition and analysis tools. We open the score in MuseScore and automatically convert it into this specific MusicXML format.

4. **Conversion to Humdrum Kern:** Finally, we convert the MuseScore MusicXML to KERN using the *converter*²¹ library, which, to our knowledge, is the best-performing tool for conversions between music encoding formats.

Note that this pipeline may crash or produce unreadable transcriptions, primarily due to errors in PhotoScore. If a sample fails to produce a KERN file, it is discarded from the evaluation for all approaches to ensure a fair comparison.

Acknowledgements. The first author is supported by grants ACIF/2021/356 and CIBEF/2022/19 from the “Programa I+D+i de la Generalitat Valenciana”. Second author is supported by grant CISEJI/2023/9 from “Programa para el apoyo a personas investigadoras con talento (Plan GenT) de la Generalitat Valenciana”. Special thanks to Joan Cerveto Serrano and Eliseo Fuentes Martínez for their invaluable collaboration in preparing the Polish Digital Scores and Mozarteum datasets.

Declarations

- **Funding:** The first author is supported by grants ACIF/2021/356 and CIBEF/2022/19 from the “Programa I+D+i de la Generalitat Valenciana”. Second author is supported by grant CISEJI/2023/9 from “Programa para el apoyo a personas investigadoras con talento (Plan GenT) de la Generalitat Valenciana”.
- **Conflict of interest / Competing interests:** The authors have no competing interests to declare that are relevant to the content of this article.

- **Ethics approval and consent to participate:** Not applicable.
- **Consent for publication:** Not applicable.
- **Data availability:** The GRANDSTAFF and the Full-page GRANDSTAFF datasets are publicly available at the HuggingFace datasets hub (<https://huggingface.co/collections/antoniorv6/sheet-music-transformer-datasets-66defa88d50145aa1a518822>). The Mozarteum and the Polish digital scores datasets are available upon formal request to the first author, although they will be publicly released through the HuggingFace hub platform.
- **Materials availability:** Not applicable
- **Code availability:** The source code of the model is open-source. It is available at <https://github.com/antoniorv6/SMT-plusplus.git> while the model and the weights are published in the HuggingFace Transformers platform <https://huggingface.co/antoniorv6>.
- **Author contribution:** All authors equally contributed to the production of this work.

References

- Alfaro-Contreras, M., Ríos-Vila, A., Valero-Mas, J.J., Iñesta, J.M., Calvo-Zaragoza, J. (2022). Decoupling music notation to improve end-to-end optical music recognition. *Pattern Recognition Letters*, 158, 157–163,
- Alfaro-Contreras, M., Iñesta, J.M., Calvo-Zaragoza, J. (2023, May 26). Optical music recognition for homophonic scores with neural networks and synthetic music generation. *International Journal of Multimedia Information Retrieval*, 12(1), 12,

- Bainbridge, D., & Bell, T. (2001). The challenge of optical music recognition. *Computers and the Humanities*, 35, 95–121,
- Baró, A., Riba, P., Calvo-Zaragoza, J., Fornés, A. (2018). Optical music recognition by long short-term memory networks. *Graphics recognition. current trends and evolutions: 12th iapr international workshop, grec 2017, kyoto, japan, november 9-10, 2017, revised selected papers 12* (pp. 81–95).
- Baró, A., Riba, P., Calvo-Zaragoza, J., Fornés, A. (2019). From optical music recognition to handwritten music recognition: a baseline. *Pattern Recognition Letters*, 123, 1–8,
- Baró, A., Riba, P., Fornés, A. (2022). Musigraph: Optical music recognition through object detection and graph neural network. *International conference on frontiers in handwriting recognition* (pp. 171–184).
- Bellini, P., Bruno, I., Nesi, P. (2007). Assessing optical music recognition tools. *Computer Music Journal*, 68–93,
- Blecher, L., Cucurull, G., Scialom, T., Stojnic, R. (2023). *Nougat: Neural optical understanding for academic documents*.
- Brown, T., Mann, B., Ryder, N., Subbiah, M., Kaplan, J.D., Dhariwal, P., ... Amodei, D. (2020). Language models are few-shot learners. H. Larochelle, M. Ranzato, R. Hadsell, M. Balcan, & H. Lin (Eds.), *Advances in neural information processing systems* (Vol. 33, pp. 1877–1901). Curran Associates, Inc.
- Byrd, D., & Simonsen, J.G. (2015). Towards a standard testbed for optical music recognition: Definitions, metrics, and page images. *Journal of New Music Research*, 44(3), 169–195,
- Calvo-Zaragoza, J., Hajič Jr., J., Pacha, A. (2020). Understanding optical music recognition. *ACM Comput. Surv.*, 53(4), ,
- Calvo-Zaragoza, J., & Rizo, D. (2018a, November). Camera-PrIMuS: Neural End-to-End Optical Music Recognition on Realistic Monophonic Scores. *Proceedings of the 19th International Society for Music Information Retrieval Conference* (pp. 248–255). ISMIR.
- Calvo-Zaragoza, J., & Rizo, D. (2018b). End-to-end neural optical music recognition of monophonic scores. *Applied Sciences*, 8(4), 606,
- Calvo-Zaragoza, J., Toselli, A.H., Vidal, E. (2019). Handwritten Music Recognition for Mensural notation with convolutional recurrent neural networks. *Pattern Recognition Letters*, 128, 115–121,
- Campos, V.B., Calvo-Zaragoza, J., Toselli, A.H., Ruiz, E.V. (2016). Sheet music statistical layout analysis. *2016 15th international conference on frontiers in handwriting recognition (icfhr)* (pp. 313–318).
- Castellanos, F.J., Calvo-Zaragoza, J., Iñesta, J.M. (2020). A neural approach for full-page optical music recognition of mensural documents. *Proc. of the 21th int. society for music information retrieval conference* (pp. 12–16).
- Castellanos, F.J., Garrido-Munoz, C., Ríos-Vila, A., Calvo-Zaragoza, J. (2022). Region-based layout analysis of music score images. *Expert Systems with Applications*, 209, 118211,
- Coquenot, D., Chatelain, C., Paquet, T. (2023). Dan: a segmentation-free document attention network for handwritten document recognition. *IEEE Transactions on Pattern Analysis and Machine Intelligence*, 45(7), 8227–8243,
- Degroot-Maggetti, J., de Reuse, T., Feisthauer, L., Howes, S., Ju, Y., Kokubu, S., ...

- Upham, F. (2020). Data quality matters: Iterative corrections on a corpus of mendelssohn string quartets and implications for mir analysis. *International society for music information retrieval conference (ismir 2020)*.
- De Vega, F.F., Alvarado, J., Cortez, J.V. (2022). Optical Music recognition and Deep Learning: An application to 4-part harmony. *2022 ieee congress on evolutionary computation (cec)* (pp. 01–07).
- Devlin, J., Chang, M., Lee, K., Toutanova, K. (2019). BERT: pre-training of deep bidirectional transformers for language understanding. J. Burstein, C. Doran, & T. Solorio (Eds.), *Proceedings of the 2019 conference of the north american chapter of the association for computational linguistics: Human language technologies, NAACL-HLT 2019, minneapolis, mn, usa, june 2-7, 2019, volume 1 (long and short papers)* (pp. 4171–4186). Association for Computational Linguistics.
- Dhiaf, M., Rouhou, A.C., Kessentini, Y., Salem, S.B. (2023). Msdoctr-lite: A lite transformer for full page multi-script handwriting recognition. *Pattern Recognition Letters*, 169, 28–34,
- Foscarin, F., Jacquemard, F., Fournier-S'niehotta, R. (2019). A diff procedure for music score files. *6th international conference on digital libraries for musicology* (pp. 58–64).
- Good, M., et al. (2001). Musicxml: An internet-friendly format for sheet music. *Xml conference and expo* (pp. 03–04).
- Hajic Jr, J., Novotný, J., Pecina, P., Pokorný, J. (2016). Further steps towards a standard testbed for optical music recognition. *Ismir* (pp. 157–163).
- Hartelt, A., & Puppe, F. (2022). Optical medieval music recognition using background knowledge. *Algorithms*, 15(7), ,
- Hernandez-Olivan, C., & Beltran, J.R. (2023). Musicaiz: A python library for symbolic music generation, analysis and visualization. *SoftwareX*, 22, 101365,
- Huron, D. (1997). Humdrum and kern: Selective feature encoding. *Beyond MIDI*, ,
- Jan Hajič, j., & Pecina, P. (2017). The MUSCIMA++ Dataset for Handwritten Optical Music Recognition. *14th international conference on document analysis and recognition, ICDAR 2017, kyoto, japan, november 13 - 15, 2017* (pp. 39–46). New York, USA: IEEE Computer Society.
- Kim, G., Hong, T., Yim, M., Nam, J., Park, J., Yim, J., ... Park, S. (2022). Ocr-free document understanding transformer. *European conference on computer vision (eccv)*.
- Li, M., Lv, T., Cui, L., Lu, Y., Florencio, D., Zhang, C., ... Wei, F. (2021). *Trocr: Transformer-based optical character recognition with pre-trained models*.
- Liu, Z., Lin, Y., Cao, Y., Hu, H., Wei, Y., Zhang, Z., ... Guo, B. (2021). Swin transformer: Hierarchical vision transformer using shifted windows. *Proceedings of the ieee/cvf international conference on computer vision (iccv)*.
- Liu, Z., Mao, H., Wu, C.-Y., Feichtenhofer, C., Darrell, T., Xie, S. (2022, June). A convnet for the 2020s. *Proceedings of the ieee/cvf conference on computer vision and pattern recognition (cvpr)* (pp. 11976–11986).
- Martinez-Sevilla, J.C., Ríos-Vila, A., Castellanos, F.J., Calvo-Zaragoza, J. (2023). A holistic approach for aligned music and lyrics transcription. *Document analysis and recognition - ICDAR 2023 - 17th international conference, san josé, ca, usa, august 21-26, 2023, proceedings, part I* (Vol. 14187, pp. 185–201). Springer.

- Mayer, J., Straka, M., Pecina, P., et al. (2024). Practical end-to-end optical music recognition for pianoform music. *arXiv preprint arXiv:2403.13763*, ,
- Mengarelli, L., Kostiuk, B., Vitório, J.G., Tibola, M.A., Wolff, W., Silla, C.N. (2020). Omr metrics and evaluation: a systematic review. *Multimedia Tools and Applications*, 79, 6383–6408,
- Pacha, A., & Eidenberger, H. (2017). Towards a universal music symbol classifier. *14th international conference on document analysis and recognition* (pp. 35–36). Kyoto, Japan: IEEE Computer Society.
- Peñarrubia, C., Garrido-Munoz, C., Valero-Mas, J.J., Calvo-Zaragoza, J. (2023). Efficient Notation Assembly in Optical Music Recognition. *Proceedings of the 24th International Society for Music Information Retrieval Conference* (pp. 182–189). ISMIR.
- Pugin, L., Zitellini, R., Roland, P. (2014, jan). Verovio - A library for Engraving MEI Music Notation into SVG. *International society for music information retrieval*.
- Rebelo, A., Fujinaga, I., Paszkiewicz, F., Marcal, A.R., Guedes, C., Cardoso, J.S. (2012). Optical music recognition: state-of-the-art and open issues. *International Journal of Multimedia Information Retrieval*, 1(3), 173–190,
- Rink, J. (2021). Digital editions and the creative work of the performer. *Nineteenth-Century Music Review*, 18(1), 51–81,
- Ríos-Vila, A., Calvo-Zaragoza, J., Rizo, D. (2020). Evaluating simultaneous recognition and encoding for optical music recognition. *Dlfm '20: 7th international conference on digital libraries for musicology, montréal, qc, canada, october 16, 2020* (pp. 10–17). ACM.
- Ríos-Vila, A., Rizo, D., Calvo-Zaragoza, J. (2021). Complete optical music recognition via agnostic transcription and machine translation. *16th international conference on document analysis and recognition, ICDAR 2021, lausanne, switzerland, september 5-10, 2021, proceedings, part III* (Vol. 12823, pp. 661–675). Springer.
- Ríos-Vila, A., Rizo, D., Iñesta, J.M., Calvo-Zaragoza, J. (2023). End-to-end optical music recognition for pianoform sheet music. *Int. J. Document Anal. Recognit.*, 26(3), 347–362,
- Ríos-Vila, A., Calvo-Zaragoza, J., Paquet, T. (2024). Sheet music transformer: End-to-end optical music recognition beyond monophonic transcription. *Document analysis and recognition - icdar 2024* (pp. 20–37). Cham: Springer Nature Switzerland.
- Rossant, F., & Bloch, I. (2006). Robust and adaptive omr system including fuzzy modeling, fusion of musical rules, and possible error detection. *EURASIP Journal on Advances in Signal Processing*, 2007(1), 081541,
- Ríos-Vila, A., Esplà-Gomis, M., Rizo, D., Ponce de León, P.J., Iñesta, J.M. (2021). Applying automatic translation for optical music recognition's encoding step. *Applied Sciences, Special Issue: Advances in Music Reading Systems*, 11(9), ,
- Ríos-Vila, A., Inesta, J.M., Calvo-Zaragoza, J. (2022, December). End-to-End Full-Page Optical Music Recognition for Mensural Notation. *Proceedings of the 23rd International Society for Music Information Retrieval Conference* (pp. 226–232). Bengaluru, India: ISMIR.
- Schuling, F. (2020). (re-) assembling notations in the performance of early music. *Contemporary Music Review*, 39(5), 580–601,

- Singh, S.S., & Karayev, S. (2021). Full page handwriting recognition via image to sequence extraction. J. Lladós, D. Lopresti, & S. Uchida (Eds.), *16th international conference on document analysis and recognition, ICDAR 2021, lausanne, switzerland, september 5-10, 2021, proceedings, part III* (Vol. 12823, pp. 55–69). Springer.
- Song, Y., Shen, Y., Ding, P., Zhang, X., Shi, X., Xue, Y. (2022). Optical music recognition based deep neural networks. *Signal and information processing, networking and computers* (pp. 1051–1059). Singapore: Springer Nature Singapore.
- Torras, P., Baró, A., Kang, L., Fornés, A. (2021). On the Integration of Language Models into Sequence to Sequence Architectures for Handwritten Music Recognition. *Proceedings of the 22nd International Society for Music Information Retrieval Conference* (pp. 690–696). ISMIR.
- Torras, P., Biswas, S., Fornés, A. (2023). *The common optical music recognition evaluation framework*.
- Vaswani, A., Shazeer, N., Parmar, N., Uszkoreit, J., Jones, L., Gomez, A.N., ... Polosukhin, I. (2017). Attention is all you need. I. Guyon et al. (Eds.), *Advances in neural information processing systems* (Vol. 30). Curran Associates, Inc.
- Yesilkanat, A., Soullard, Y., Coüasnon, B., Girard, N. (2024). Full-page music symbols recognition: State-of-the-art deep model comparison for handwritten and printed music scores. *Document analysis systems* (pp. 327–343). Cham: Springer Nature Switzerland.