

# Energy-Efficient Federated Edge Learning with Streaming Data: A Lyapunov Optimization Approach

Chung-Hsuan Hu, Zheng Chen, and Erik G. Larsson

**Abstract**—Federated learning (FL) has received significant attention in recent years for its advantages in efficient training of machine learning models across distributed clients without disclosing user-sensitive data. Specifically, in federated edge learning (FEEL) systems, the time-varying nature of wireless channels introduces inevitable system dynamics in the communication process, thereby affecting training latency and energy consumption. In this work, we further consider a streaming data scenario where new training data samples are randomly generated over time at edge devices. Our goal is to develop a dynamic scheduling and resource allocation algorithm to address the inherent randomness in data arrivals and resource availability under long-term energy constraints. To achieve this, we formulate a stochastic network optimization problem and use the Lyapunov drift-plus-penalty framework to obtain a dynamic resource management design. Our proposed algorithm makes adaptive decisions on device scheduling, computational capacity adjustment, and allocation of bandwidth and transmit power in every round. We provide convergence analysis for the considered setting with heterogeneous data and time-varying objective functions, which supports the rationale behind our proposed scheduling design. The effectiveness of our scheme is verified through simulation results, demonstrating improved learning performance and energy efficiency as compared to baseline schemes.

**Index Terms**—Federated learning, energy efficiency, streaming data, scheduling, resource allocation, Lyapunov optimization

## I. INTRODUCTION

With the increasing amount of data generated at numerous devices for machine learning (ML) tasks, data-parallel distributed optimization frameworks become extremely useful for learning from decentralized data with on-device processing. Federated learning (FL) is one example of distributed ML that combines on-device training and server-based aggregation [2]. One major issue in FL is the communication bottleneck. Particularly, for FL at the wireless network edge, the unreliable and resource-constrained communication poses additional challenges in the design of resource allocation schemes to achieve optimal learning performance [3].

Device scheduling in federated edge learning (FEEL) have been explored in [4]–[8], which focus on the effects of data

heterogeneity and communication resource limitations. However, energy efficiency and computational resource availability have not been considered in this line of work. In every iteration of the training process, each device executes model training and update transmission, leading to the computation-communication tradeoff in terms of the energy consumption. Among existing works that jointly consider computation and communication resource constraints, three main performance indicators are learning performance, training latency, and energy consumption. Some works aim at optimizing learning performance subject to energy limitations [9], [10], and latency constraints [11]–[13]. Other works aim at minimizing energy consumption [14]–[17], latency [18], or both [19]–[21], for reaching a certain level of learning performance. Moreover, joint optimization of learning, energy, and/or latency is considered in [22]–[30]. To achieve high system efficiency, the optimization parameters include device scheduling decisions [15], [24]–[26], Central Processing Unit (CPU) frequency [24], transmit power or rate, bandwidth, mini-batch size [15], [21], training data usage [24], [31], quantization level [17], [18], [32], and the number of local/global epochs [15], [19], [20].

### A. Motivation

Most of the state-of-the-art methods assume static training data at the edge devices, i.e., the entire dataset is available from the beginning and remains unchanged over the learning process. In real-world applications, training data are usually randomly and continuously generated over time. Some recent works have considered online FL with time-varying datasets, focusing on the effects of dynamic aggregation weighting [36], workload adjustment [37], local model prediction [38], and adaptation to concept drift [39]. However, joint optimization of computation and communication resources has not been investigated in these prior works. A few studies have jointly considered latency and learning performance in FL with streaming data [40], [41], though under different system models and design parameters.

Another aspect that is often overlooked is the computational resource management, as most existing works assume either equal computational energy consumption in every iteration or impose a per-iteration constraint [17]. When the training process is subject to a long-term energy constraint, dynamic adjustment of CPU frequency can achieve better performance by adapting to the system dynamics as compared to uniform allocation over time [11], [18], [27]. From the perspective

TABLE I: Related papers in the literature and their differences as compared to our work.

Reference	Wireless access	Energy constraint	Static channel	Data streams	Device scheduling	CPU frequency	Bandwidth allocation	Transmit power
[33]	over-the-air	long-term	✓		✓			
[19]	-	long-term	-		✓			
[9]	over-the-air	long-term			✓			
[20]	digital	iteration-wise	✓		✓	✓	✓	
[11], [22], [27]	digital	long-term	✓		✓			
[10], [23]	digital	long-term	✓		✓		✓	
[18]	digital	iteration-wise	✓			✓	✓	
[12]	digital	iteration-wise	✓		✓		✓	
[13]	digital	iteration-wise	✓		✓	✓	✓	
[28]	digital	iteration-wise	✓		✓		✓	
[17]	digital	long-term	✓		✓	✓		
[14], [34]	digital	iteration-wise	✓			✓	✓	✓
[16]	digital	iteration-wise	✓		✓	✓	✓	✓
[35]	digital	iteration-wise			✓	✓	✓	✓
[1]	digital	long-term		✓	✓			
<b>This work</b>	digital	long-term		✓	✓	✓	✓	✓

of wireless channels, many existing works assume that the channels remain static during each training iteration, which facilitates the latency analysis and resource allocation decision [12], [14], [18], [20], [23]. However, this assumption might be unrealistic, given that the coherent time is usually much shorter than the duration of one training iteration.

We summarize some closely related works that have considered the aforementioned aspects in Tab. I, and highlight their differences in system model and resource management design.

### B. Contributions

In this work, we study dynamic resource management in FEEL systems with randomly generated training data, considering time-varying computation capacity, long-term energy constraints and per-iteration latency requirement. We formulate a stochastic optimization problem and develop a two-stage dynamic scheduling and resource allocation algorithm by using the Lyapunov drift-plus-penalty (DPP) framework. Similar approaches are also adopted in [9], [11], [17], [23], [33], [42], but under simpler settings. As compared to the preliminary results presented in the conference version [1], in this work we further consider the allocation of CPU frequency, bandwidth, and transmit power.

Another novelty of this work is the consideration of time-varying data importance in the streaming data scenario, which is incorporated in the optimization objective. As compared to the static data scenario, our design can adjust the scheduling decision based on the importance of newly arrived data in terms of the amount and similarity to the distribution of existing data. The proposed design achieves better learning performance and energy efficiency as compared to alternative schemes, as validated by simulation results.

Moreover, we provide analytical proof that, when the optimal point drifts slowly enough over time, specifically as  $O(t^{-1})$  where  $t$  refers to the number of iterations, convergence is guaranteed. This analysis is novel and significantly extends existing results on convex optimization with time-varying objectives [43], [44] to the case of FL systems.

### C. Paper Organization

We introduce the system model in Sec. II and the long-term stochastic optimization problem formulation in Sec. III. The proposed dynamic resource management algorithm is described and elaborated in Sec. IV, followed by the convergence analysis in Sec. V and performance evaluation in Sec. VI. The conclusions are given in Sec. VII. In the Appendix, relevant proofs are provided.

## II. SYSTEM MODEL

We consider a FEEL system with  $K$  devices participating in training a global model  $\theta \in \mathbb{R}^d$ , with  $\mathcal{K} = \{1, \dots, K\}$  denoting the device set. For each device, we consider that training data are generated randomly over time following some stochastic processes. Let  $\mathcal{S}_k(t-1)$  denote the accumulated local dataset at device  $k$  until time instant  $t-1$ , with  $\mathcal{S}_k(0) = \emptyset$ , and  $\mathcal{B}_k(t)$  denote the newly arrived data set at time instant  $t$ . Then, the entire available local training set at device  $k$  is  $\mathcal{S}_k(t) = \mathcal{S}_k(t-1) \cup \mathcal{B}_k(t)$ . The objective is to minimize a time-varying loss function

$$F(\theta; \{\mathcal{S}_k(t)\}_{k=1}^K) = \sum_{k \in \mathcal{K}} \frac{|\mathcal{S}_k(t)|}{|\cup_{j \in \mathcal{K}} \mathcal{S}_j(t)|} F_k(\theta; \mathcal{S}_k(t)), \quad (1)$$

where  $F_k(\theta; \mathcal{S}_k(t))$  is a local loss function. In the special case when all the data arrive at the beginning of the FL process, i.e.,  $\mathcal{S}_k(t) = \mathcal{S}_k, \forall t$ , for some static data set  $\mathcal{S}_k, \forall k \in \mathcal{K}$ , (1) degenerates to the static counterpart in a standard FL system

$$F(\theta; \{\mathcal{S}_k\}_{k=1}^K) = \sum_{k \in \mathcal{K}} \frac{|\mathcal{S}_k|}{|\cup_{j \in \mathcal{K}} \mathcal{S}_j|} F_k(\theta; \mathcal{S}_k). \quad (2)$$

Federated Averaging is one of the most common and representative FL algorithms, which conducts an iterative process of local training and central aggregation. Specifically, in the  $t$ -th iteration,  $t = 1, 2, \dots$ ,

- 1) The server broadcasts the current global model  $\theta(t)$  to the set of scheduled devices  $\Pi(t)$ , where  $|\Pi(t)| = \zeta$ .
- 2) Each device  $k$  runs a fixed number of stochastic gradient descent (SGD) on  $F_k(\theta; \mathcal{S}_k(t))$ , starting from  $\theta(t)$ , to obtain the model update  $\Delta\theta_k(t)$ , which is transmitted back to the server.

- 3) The server aggregates the received local updates from the devices and obtains a new global model as

$$\boldsymbol{\theta}(t+1) = \boldsymbol{\theta}(t) + \sum_{k \in \Pi(t)} w_k(t) \Delta \boldsymbol{\theta}_k(t), \quad (3)$$

with  $\sum_{k \in \Pi(t)} w_k(t) = 1$ .<sup>1</sup>

These steps are repeated until the model converges.

In every iteration of the algorithm, energy consumption occurs in two stages: computation and transmission of local model updates, which are affected by the amount of allocated computation and communication resources. The per-iteration training latency of each device also consists of two parts: model training and transmission delay. In the following subsections, we introduce the energy consumption and latency models.

#### A. Energy Consumption Model

The energy consumption of the  $k$ -th device in the  $t$ -th iteration can be written as

$$E_k(t) = E_k^{\text{cmp}}(t) + E_k^{\text{tr}}(t), \quad (4)$$

where  $E_k^{\text{cmp}}(t)$  and  $E_k^{\text{tr}}(t)$  are the energy consumed by computation and transmission respectively.

1) *Energy Consumption for Computation*: We apply dynamic voltage and frequency scaling (DVFS) to adjust the computation speed of a CPU. Let  $f_k(t)$  represent the CPU clock frequency of the  $k$ -th device in the  $t$ -th iteration. The energy consumption for computing the model update is approximately given by [45]<sup>2</sup>

$$E_k^{\text{cmp}}(t) = \lambda c f_k^2(t), \quad (5)$$

where  $\lambda$  is a constant and  $c$  is the required number of CPU cycles for executing a fixed number of mini-batch SGD.

2) *Energy Consumption for Transmission*: To transmit the model updates to the server, the entire bandwidth  $B$  is shared among the scheduled devices. We define  $\rho_k(t)$  as the fraction of bandwidth assigned to the  $k$ -th device in the  $t$ -th iteration with  $\sum_{k \in \Pi(t)} \rho_k(t) = 1$ , and  $P_k(t)$  as the allocated transmit power. The transmission rate is, to a first order of approximation, given by Shannon-Hartley formula,

$$R_k(t) = \rho_k(t) B \log_2 \left( 1 + \frac{P_k(t) |g_k(t)|^2}{\rho_k(t) B N_0} \right), \quad (6)$$

where  $g_k(t)$  is the channel coefficient with  $\mathbb{E}[|g_k(t)|^2] = \beta_k$  and  $N_0$  is the power spectral density of the noise. Assuming that the model updates are compressed to  $S$  bits, the required transmission time is

$$T_k^{\text{tr}}(t) = \frac{S}{R_k(t)}. \quad (7)$$

The energy consumption for the update transmission of each device is then given by

$$E_k^{\text{tr}}(t) = P_k(t) T_k^{\text{tr}}(t). \quad (8)$$

In practice, every transmission generates also a constant energy consumption, which is omitted in our problem formulation.

<sup>1</sup>A common choice is  $w_k(t) = |\mathcal{S}_k(t)| / \sum_{j \in \Pi(t)} |\mathcal{S}_j(t)|$ ,  $k \in \Pi(t)$ .

<sup>2</sup>The clock frequency  $f_k(t)$  and the corresponding energy consumption model  $E_k^{\text{cmp}}(t)$  considered here are for both CPU and GPU training scenarios.

#### B. Latency Model

Let  $T_k^{\text{cmp}}(t)$  denote the update computation time at device  $k$  in iteration  $t$ , which is given by

$$T_k^{\text{cmp}}(t) = \frac{c}{f_k(t)}. \quad (9)$$

Recall that  $c$  is the required number of CPU cycles for computing the model update. Based on (7) and (9), the overall latency of device  $k$  to complete the computation and transmission in the  $t$ -th iteration is<sup>3</sup>

$$T_k(t) = T_k^{\text{cmp}}(t) + T_k^{\text{tr}}(t).$$

### III. JOINT COMPUTATION AND COMMUNICATION RESOURCE MANAGEMENT

In the scenario of streaming data, the accumulated training data  $\mathcal{S}_k(t)$  can be highly heterogeneous over time. This motivates us to consider the time correlation and heterogeneity of data generation in the scheduling and resource allocation design. Meanwhile, device latency is also an important aspect for making scheduling decisions. In the case with stragglers, excluding devices with low computing capability in some iterations can help avoiding long training latency.

First, we define  $\mathcal{K}_f(t) \subseteq \mathcal{K}$  as a candidate device set with reasonable estimated latency.<sup>4</sup> Then, for each device  $k \in \mathcal{K}_f(t)$ , we evaluate its importance based on its accumulated local dataset using the following metric

$$I_k(t; \mathcal{K}_f(t)) = \frac{|\mathcal{K}_f(t)| \cdot |\mathcal{B}_k(t)|}{\sum_{j \in \mathcal{K}_f(t)} |\mathcal{B}_j(t)|} + \mathbf{1}\{t > 1\} \cdot \frac{\|\mathbf{x} - \mathbf{y}_k\|_2^2}{\|\mathbf{x}\|_2^2 + \|\mathbf{y}_k\|_2^2}. \quad (10)$$

The first term of (10) quantifies the proportion of newly arrived data of device  $k$  to the average number of newly arrived data in  $\mathcal{K}_f(t)$ ; the second term quantifies the feature dissimilarity between the data that have been utilized,  $\mathbf{x}$ , and those newly generated,  $\mathbf{y}_k$ , by computing the normalized Euclidean distance between them. For example, with labeled data, such feature vectors can be developed based on the label distribution. For a data collection  $\mathcal{A}$ , let  $L(\mathcal{A}) = \{l_i\}_{i=1}^m$  record the number of data with label  $i$  and  $\bar{L}(\mathcal{A}) = (\sum_{i=1}^m l_i) / m$  be the average of  $L(\mathcal{A})$ . The feature of  $\mathcal{A}$  can be heuristically quantified as

$$\delta(\mathcal{A}) = [L(\mathcal{A}) - \bar{L}(\mathcal{A})] / \bar{L}(\mathcal{A})$$

from the aspect of label distribution. Then,  $\mathbf{y}_k = \delta(\mathcal{B}_k(t))$  and  $\mathbf{x} = \delta(\mathcal{X})$  represent the feature of the new data at device  $k$  and the previously utilized data in the system respectively, where  $\mathcal{X} = \cup_{k \in \mathcal{K}} \mathcal{S}_k(\hat{t}_k)$ , and  $\hat{t}_k = \max\{\tau | \tau \leq t-1, k \in \Pi(\tau)\}$  is the last time when device  $k$  was scheduled.

The processing time of one iteration depends on the latency of each scheduled device, which is affected by the allocated CPU frequency, transmit power, and bandwidth. However, these decisions also affect the energy consumption.

<sup>3</sup>In practice, data labeling may require some processing time, which is not taken into account in our framework since we focus on the computation and communication tradeoff.

<sup>4</sup>The design of  $\mathcal{K}_f(t)$  will be explained in Section IV.

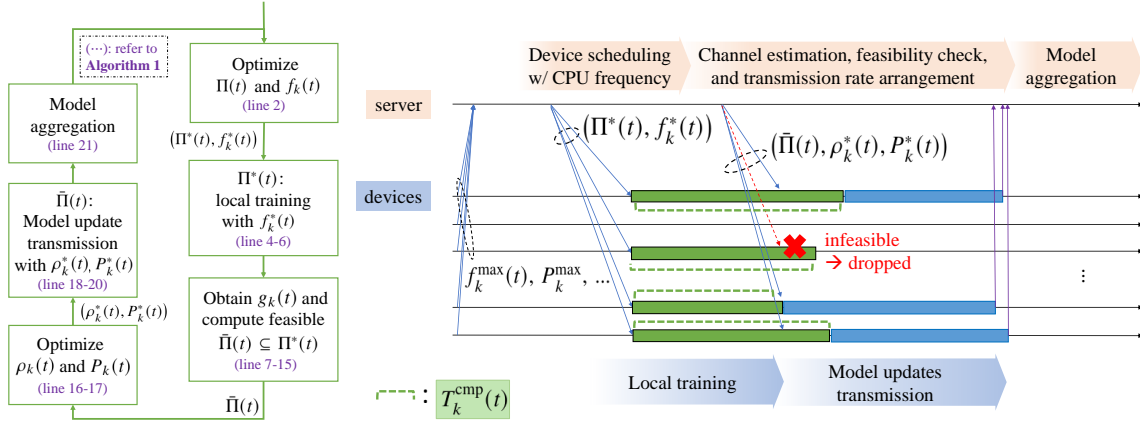


Fig. 1: The procedure of solving (P0) and the execution timeline in the  $t$ -th iteration. The server first computes  $\Pi^*(t)$  and  $f_k^*(t)$  to initiate the local training process. Before the server conducts model aggregation, a feasible subset  $\tilde{\Pi}(t) \subseteq \Pi^*(t)$  is determined by checking the transmission time budget  $T_{\text{rd}} - T_k^{\text{cmp}}(t), \forall k$ . Accordingly  $\rho_k^*(t)$  and  $P_k^*(t), \forall k \in \tilde{\Pi}(t)$ , are optimized for the update transmission.

For example, allocating higher CPU frequency leads to faster local training, but with increased energy consumption. To balance the energy-latency tradeoff, we formulate a long-term stochastic optimization problem as follows:

$$(P0) \text{ maximize } \limsup_{T \rightarrow \infty} \frac{1}{T} \sum_{t=1}^T \mathbb{E} \left[ \sum_{k \in \Pi(t)} I_k(t; \mathcal{K}_f(t)) \right], \quad (11a)$$

$$\text{subject to } \limsup_{T \rightarrow \infty} \frac{1}{T} \sum_{t=1}^T \mathbb{E} [E_k(t)] \leq E_k^{\text{avg}}, \forall k \quad (11b)$$

$$P_k(t) \leq P_k^{\text{max}}, \forall k, \forall t \quad (11c)$$

$$f_k(t) \leq f_k^{\text{max}}(t), \forall k, \forall t \quad (11d)$$

$$T_k(t) \leq T_{\text{rd}}, \forall k, \forall t \quad (11e)$$

$$\sum_{j \in \Pi(t)} \rho_j(t) = 1, \forall t \quad (11f)$$

$$\Pi(t) \subseteq \mathcal{K}_f(t) \subseteq \mathcal{K}, \forall t. \quad (11g)$$

In every iteration  $t$ , the decision variables are

- $\Pi(t)$ : scheduled device set for the current round of training;
- $f_k(t)$ : allocated CPU cycle frequency for local training at each scheduled device  $k \in \Pi(t)$ ;
- $\rho_k(t)$ : fraction of bandwidth allocated for model transmission from device  $k$ ;
- $P_k(t)$ : transmit power of device  $k$ .

The expectations are taken over the randomness in data generation, computing capability, and wireless link quality. Each device has a long-term average energy constraint as in (11b);  $P_k^{\text{max}}$  denotes the maximum transmit power;  $f_k^{\text{max}}(t)$  represents the maximum available computation capacity;<sup>5</sup> the latency constraint (11e) assures that every global iteration can be completed within a certain time window.

<sup>5</sup>  $f_k^{\text{max}}(t)$  varies over time according to the activity level of device  $k$  in iteration  $t$ .

#### IV. DYNAMIC SCHEDULING AND RESOURCE ALLOCATION ALGORITHM

We use the Lyapunov optimization framework to solve (P0) [46]. The time-average constraint in (11b) is transformed into a queue stability problem by introducing a virtual queue  $Q_k(t)$  for each device  $k$ , which evolves over iterations as

$$Q_k(t+1) = \max [Q_k(t) + s_k(t)E_k(t) - E_k^{\text{avg}}, 0]. \quad (12)$$

Here,  $s_k(t) = 1$  when device  $k$  is scheduled, i.e.,  $k \in \Pi(t)$ ; otherwise,  $s_k(t) = 0$ . The Lyapunov function and one-step Lyapunov drift with respect to  $\mathbf{Q}(t) = [Q_1(t), \dots, Q_K(t)]$  are defined as  $\mathcal{L}(\mathbf{Q}(t)) = \frac{1}{2} \sum_{k=1}^K Q_k^2(t)$  and

$$\Delta(\mathbf{Q}(t)) = \mathbb{E} [\mathcal{L}(\mathbf{Q}(t+1)) - \mathcal{L}(\mathbf{Q}(t)) | \mathbf{Q}(t)]. \quad (13)$$

The drift-plus-penalty (DPP) is given as

$$\Delta(\mathbf{Q}(t)) - V \mathbb{E} \left[ \sum_{k=1}^K s_k(t) I_k(t; \mathcal{K}_f(t)) | \mathbf{Q}(t) \right], \quad (14)$$

where  $V > 0$  is a constant parameter that balances the tradeoff between queue stability and objective optimization. By the principle of minimizing an upper bound of (14), (P0) can be transformed into

$$(P1) \text{ minimize } \sum_{k \in \Pi(t)} [Q_k(t)E_k(t) - V I_k(t; \mathcal{K}_f(t))] \quad (15)$$

subject to (11c)–(11g).

More details of this transformation can be found in Appendix A. Compared to the original long-term time-average formulation in (P0), the transformed problem allows us to make sequential decisions by only solving per-iteration optimization problems.

Note that the instantaneous channel coefficient  $g_k(t)$  may vary within one iteration, but the large-scale fading coefficient  $\beta_k$  is relatively stable along the entire process. Hence, we use  $\beta_k$  to solve the optimization problem at the scheduling phase, while at the aggregation phase the knowledge of  $g_k(t)$

is acquired for optimizing the allocation of communication resources ( $\rho_k(t)$  and  $P_k(t)$ ). In other words, in every iteration  $t$ , the server obtains the solution of (P1) and makes the decisions in two stages: 1) the scheduling decision and CPU frequency adjustment (Sec. IV-A), which occurs before local training; 2) the allocation of bandwidth and transmit power (Sec. IV-B), which occurs after local training and before update transmission. At the second stage, with the knowledge of channel state information, those devices incapable of satisfying the latency requirement (11e) will be dropped from model aggregation.

**Remark 1.** *The two-stage optimization is commonly adopted when the original function is difficult to optimize directly (see, e.g., [9], [35]). The solutions can be efficiently computed but not necessarily optimal.*

In the remainder of this section, we provide details on how to obtain the resource allocation decisions by solving (P1), and summarize the algorithm at the end of the section. A high-level flowchart and the notations are presented in Fig. 1 and Tab. II respectively.

#### A. Scheduling Phase: Determine $\Pi^*(t)$ and $f_k^*(t)$

Before local training, the server needs to make decisions on which devices can participate in the current round of training and which CPU frequency should be allocated for computing local model updates. To handle the constraints (11c), (11e), and (11f) concerning unknown channel state information  $g_k(t)$  and resource allocation decisions  $P_k(t)$  and  $\rho_k(t)$ , the following measures are taken:

- Set  $P_k(t) = P_k^{\max}$ . Since (15) increases with  $P_k(t)$ , minimizing an upper bound on (15) provides a sub-optimal solution of (P1).<sup>6</sup>
- Set  $\rho_k(t) = 1/\zeta$  such that (11f) is satisfied, where  $\zeta$  is the number of scheduled devices.
- Define a surrogate rate function

$$\tilde{R}_k(t) = \frac{\gamma B}{\zeta} \log_2 \left( 1 + \frac{P_k^{\max} \beta_k \zeta}{BN_0} \right),$$

which will be inserted into (7) to compute device latency  $T_k(t)$  and check if the constraint in (11e) is satisfied. This function is obtained by considering  $\mathbb{E}[|g_k(t)|^2] = \beta_k$  and applying a scaling factor  $\gamma \leq 1$ . A lower value of  $\gamma$  reserves more time for the update transmission.

Then, (P1) is re-arranged as

$$\begin{aligned} & \underset{\Pi(t), f_k(t), k \in \Pi(t)}{\text{minimize}} && \sum_{k \in \Pi(t)} \left[ Q_k(t) \lambda c f_k(t)^2 - V I_k(t; \mathcal{K}_f(t)) \right. \\ & && \left. + \frac{Q_k(t) P_k^{\max} S \zeta}{\gamma B \log_2 \left( 1 + \frac{P_k^{\max} \beta_k \zeta}{BN_0} \right)} \right], \\ & \text{subject to} && \Pi(t) \subseteq \mathcal{K}_f(t) \subseteq \mathcal{K}, \\ & && f_k(t) \leq f_k^{\max}(t), \quad \forall k \in \Pi(t), \\ & && \frac{c}{f_k(t)} + \frac{S \zeta}{\gamma B \log_2 \left( 1 + \frac{P_k^{\max} \beta_k \zeta}{BN_0} \right)} \leq T_{\text{rd}}. \end{aligned} \quad (16)$$

<sup>6</sup>See Appendix B for the proof of the increasing property.

Since the objective increases with  $f_k(t)$ , and (16) gives a lower bound on  $f_k(t)$ , we obtain the optimal CPU frequency as

$$\tilde{f}_k(t, \gamma) \triangleq c / \left[ T_{\text{rd}} - \frac{S \zeta}{\gamma B \log_2 \left( 1 + \frac{P_k^{\max} \beta_k \zeta}{BN_0} \right)} \right]$$

when  $0 < \tilde{f}_k(t, \gamma) \leq f_k^{\max}(t)$ . An infeasible  $\tilde{f}_k(t, \gamma)$  indicates that the latency constraint in (11e) might be violated due to large transmission delay. We define the frequency-optimized set as

$$\tilde{\mathcal{K}}_f(t, \gamma) = \{k | 0 < \tilde{f}_k(t, \gamma) \leq f_k^{\max}(t), k \in \mathcal{K}\}. \quad (17)$$

To avoid an overly small candidate set  $\tilde{\mathcal{K}}_f(t, \gamma)$  for device scheduling, which might lead to biased learning outcomes, we impose an additional constraint on the size of feasible device set. Specifically,

$$\mathcal{K}_f(t) = \begin{cases} \tilde{\mathcal{K}}_f(t, \gamma), & |\tilde{\mathcal{K}}_f(t, \gamma)| \geq \epsilon \zeta \\ \{k | \frac{c}{f_k^{\max}(t)} \leq T_{\text{rd}}, k \in \mathcal{K}\}, & \text{otherwise,} \end{cases} \quad (18)$$

with CPU frequencies,  $\forall k \in \mathcal{K}_f(t)$ ,

$$f_k^*(t) = \begin{cases} \tilde{f}_k(t, \gamma), & |\tilde{\mathcal{K}}_f(t, \gamma)| \geq \epsilon \zeta \\ f_k^{\max}(t), & \text{otherwise.} \end{cases} \quad (19)$$

Here,  $\epsilon \geq 1$  guarantees a sufficiently large frequency-optimized set  $\tilde{\mathcal{K}}_f(t, \gamma)$  for device scheduling. When  $|\tilde{\mathcal{K}}_f(t, \gamma)|$  is too small, as shown in (18) and (19), a larger set of devices capable of completing local training in time is selected, with maximum CPU frequencies. Note that the choice of  $\gamma$  affects the feasibility of frequency optimization, as for any  $\gamma_1 \leq \gamma_2$ ,  $\tilde{\mathcal{K}}_f(t, \gamma_1) \subseteq \tilde{\mathcal{K}}_f(t, \gamma_2)$ . Therefore, the choice of  $\gamma$  involves a trade-off between reserving more time for update transmission and optimizing CPU frequencies. Finally, we obtain the scheduling decision as

$$\Pi^*(t) = \arg \min_{\Pi(t) \subseteq \mathcal{K}_f(t)} \sum_{k \in \Pi(t)} \xi_k(t), \quad (20)$$

where

$$\xi_k(t) = Q_k(t) \lambda c f_k^*(t)^2 + \frac{Q_k(t) P_k^{\max} S \zeta}{\gamma B \log_2 \left( 1 + \frac{P_k^{\max} \beta_k \zeta}{BN_0} \right)} - V I_k(t; \mathcal{K}_f(t)). \quad (21)$$

Finally, the scheduling decision  $\Pi^*(t)$  is obtained by collecting  $\zeta$  devices with the smallest values of  $\xi_k(t)$ .

**Remark 2.** *The intuition behind the scheduling policy presented in (20) and (21) is that those devices with higher data importance value (larger  $I_k(t; \mathcal{K}_f(t))$ ) and under-consumed energy (smaller virtual queue size  $Q_k(t)$ ) will be prioritized. Larger  $V$  puts more weight on the data importance value in the scheduling decision.*

#### B. Aggregation Phase: Determine $\rho_k^*(t)$ and $P_k^*(t)$

After local training, the server needs to determine the allocated bandwidth and transmit power for each participating

TABLE II: Summary of parameters in the system, for device  $k$  and iteration  $t$  if specified.

Notation	Definition	Notation	Definition
$\mathcal{K}/\mathcal{K}_f(t)$	device set / feasible set for scheduling	$P_k(t)/P_k^{\max}$	allocated / maximum transmit power
$\mathcal{S}_k(t)$	training data set	$\mathcal{Q}_k(t)$	virtual queue of energy dissipation
$\mathcal{B}_k(t)$	newly arrived data	$\rho_k(t)$	allocated bandwidth fraction
$\theta(t)$	global model	$\rho_k^*(t)$	optimized $\rho_k(t)$
$\Delta\theta_k(t)$	local model update	$c$	required CPU cycles for local training
$f_k(t)/f_k^{\max}(t)$	allocated / maximum CPU frequency	$g_k(t)$	channel coefficient
$f_k^*(t)$	optimized $f_k(t)$	$\beta_k$	expected power of $g_k(t)$
$\Pi(t)/\zeta$	scheduled device set / $ \Pi(t) $	$\lambda$	coefficient of energy consumption
$\Pi^*(t)/\bar{\Pi}(t)$	optimized $\Pi(t)$ / feasible set for aggregation	$T_{\text{rd}}$	time limit of one iteration
$E_k(t)$	energy consumption	$N_0$	noise power spectral density
$E_k^{\text{cmp}}(t)$	computation energy consumption	$R_k(t)$	transmission rate
$E_k^{\text{tr}}(t)$	transmission energy consumption	$I_k(t, \mathcal{K}_f(t))$	data importance metric
$T_k(t)$	time spent in the current iteration	$\mathbf{x}/\mathbf{y}_k$	feature vector of existing/new data
$T_k^{\text{cmp}}(t)$	time for model update computation	$\gamma$	time-reserve scaling for transmission
$T_k^{\text{tr}}(t)$	time for model update transmission	$\epsilon$	scaling for frequency optimization
$E_k^{\text{avg}}$	time-average energy budget	$\tilde{R}_k(t)$	surrogate transmission rate
$B$	total bandwidth	$S$	model size (number of bits)

device. Given the scheduling decision  $\Pi^*(t)$  and CPU frequency  $f_k^*(t)$ , with the channel state information  $g_k(t)$ , (P1) can be re-arranged as

$$\begin{aligned}
\text{(P2)} \quad & \underset{\rho_k(t), P_k(t), k \in \Pi^*(t)}{\text{minimize}} \sum_{k \in \Pi^*(t)} \frac{\mathcal{Q}_k(t) P_k(t) S}{\rho_k(t) B \log_2 \left( 1 + \frac{P_k(t) |g_k(t)|^2}{\rho_k(t) B N_0} \right)}, \\
\text{s.t.} \quad & \sum_{j \in \Pi^*(t)} \rho_j(t) = 1, \quad \forall k \in \Pi^*(t), \quad P_k(t) \leq P_k^{\max}, \\
& \rho_k(t) B \log_2 \left( 1 + \frac{P_k(t) |g_k(t)|^2}{\rho_k(t) B N_0} \right) \geq \frac{S f_k^*(t)}{f_k^*(t) T_{\text{rd}} - c}. \quad (22)
\end{aligned}$$

Note that (P2) is convex on the feasible domain of  $\rho_k(t)$ , but not convex on  $P_k(t)$ .<sup>7</sup> Recall that the objective is an increasing function of  $P_k(t)$ . Thus, we form a convex problem from (P2) by minimizing an upper bound on the objective evaluated at  $P_k(t) = P_k^{\max}$  and obtain the following problem

$$\begin{aligned}
& \underset{\rho_k(t), k \in \Pi^*(t)}{\text{minimize}} \sum_{k \in \Pi^*(t)} \frac{\mathcal{Q}_k(t) P_k^{\max} S}{\rho_k(t) B \log_2 \left( 1 + \frac{P_k^{\max} |g_k(t)|^2}{\rho_k(t) B N_0} \right)}, \\
& \text{subject to} \quad \sum_{j \in \Pi^*(t)} \rho_j(t) = 1, \quad \forall k \in \Pi^*(t) \\
& \rho_k(t) B \log_2 \left( 1 + \frac{P_k^{\max} |g_k(t)|^2}{\rho_k(t) B N_0} \right) \geq \frac{S f_k^*(t)}{f_k^*(t) T_{\text{rd}} - c}. \quad (23)
\end{aligned}$$

For any device  $k \in \Pi^*(t)$ , we can obtain a lower bound of  $\rho_k(t)$  from (23), denoted as  $\rho_k^{\min}(t)$ . Then, there exists no feasible solution if  $\sum_{k \in \Pi^*(t)} \rho_k^{\min}(t) > 1$ . This lower bound is the minimum required bandwidth to satisfy the latency constraint and it can be explicitly derived as<sup>8</sup>

$$\rho_k^{\min}(t) = \frac{-C_k P_k^{\max} |g_k(t)|^2}{B N_0 [W_{-1}(-C_k e^{-C_k}) + C_k]}, \quad (24)$$

where

$$C_k = \frac{S f_k^*(t) N_0 \ln 2}{|g_k(t)|^2 P_k^{\max} [f_k^*(t) T_{\text{rd}} - c]},$$

and  $W_{-1}(\psi)$  is the Lambert W function that satisfies  $W_{-1}(\psi) e^{W_{-1}(\psi)} = \psi$ . We define  $\bar{\Pi}(t)$  as the feasible device set, initialized as  $\Pi^*(t)$ . If  $\sum_{k \in \bar{\Pi}(t)} \rho_k^{\min}(t) > 1$ , we recursively remove one device from  $\bar{\Pi}(t)$  with maximum  $\rho_k^{\min}(t)$  until  $\sum_{k \in \bar{\Pi}(t)} \rho_k^{\min}(t) \leq 1$ . The idea is to remove the fewest devices for a feasible solution, as more participating devices usually lead to better learning performance. Then, we obtain a feasible solution  $\rho_k^*(t)$  by solving

$$\begin{aligned}
\text{(P3)} \quad & \underset{\rho_k(t), k \in \bar{\Pi}(t)}{\text{minimize}} \sum_{k \in \bar{\Pi}(t)} \frac{\mathcal{Q}_k(t) P_k^{\max} S}{\rho_k(t) B \log_2 \left( 1 + \frac{P_k^{\max} |g_k(t)|^2}{\rho_k(t) B N_0} \right)}, \\
& \text{subject to} \quad \sum_{j \in \bar{\Pi}(t)} \rho_j(t) = 1, \quad (23), \quad \forall k \in \bar{\Pi}(t)
\end{aligned}$$

via the barrier method, using the log barrier for (23) followed by Newton's method for minimization [47].

Based on the feasible device subset  $\bar{\Pi}(t)$ , allocated CPU frequency  $f_k^*(t)$ , and bandwidth fraction  $\rho_k^*(t)$  obtained from (P3), the only remaining part in (P2) is the transmit power allocation problem, which can be written as

$$\begin{aligned}
& \underset{P_k(t), k \in \bar{\Pi}(t)}{\text{minimize}} \sum_{k \in \bar{\Pi}(t)} \frac{\mathcal{Q}_k(t) P_k(t) S}{\rho_k^*(t) B \log_2 \left( 1 + \frac{P_k(t) |g_k(t)|^2}{\rho_k^*(t) B N_0} \right)}, \\
& \text{subject to} \quad \frac{c}{f_k^*(t)} + \frac{S}{\rho_k^*(t) B \log_2 \left( 1 + \frac{P_k(t) |g_k(t)|^2}{\rho_k^*(t) B N_0} \right)} \leq T_{\text{rd}}, \\
& P_k(t) \leq P_k^{\max}, \quad \forall k \in \bar{\Pi}(t). \quad (25)
\end{aligned}$$

Since the objective increases with  $P_k(t)$  and (25) gives a lower bound on  $P_k(t)$ , we obtain

$$P_k^*(t) = \frac{\rho_k^*(t) B N_0}{|g_k(t)|^2} \left( 2^{D_k(t)} - 1 \right), \quad (26)$$

where  $D_k(t) = S / [(T_{\text{rd}} - c) / f_k^*(t) \rho_k^*(t) B]$ .

<sup>7</sup>See Appendix C for details.

<sup>8</sup>See Appendix D for details.

---

**Algorithm 1** Learning-aware dynamic resource management
 

---

- 1: Obtain  $f_k^{\max}(t)$ ,  $P_k^{\max}$ ,  $\mathcal{S}_k(t)$ ,  $\beta_k$ ,  $Q_k(t)$ ,  $E_k^{\text{avg}}$ ,  $\forall k \in \mathcal{K}$ ,  $\gamma$ ,  $c$ ,  $V$ ,  $T_{\text{rd}}$ ,  $S$ ,  $B$ ,  $\lambda$ ,  $N_0$ ,  $\zeta$ ,  $\theta(t)$ ;
  - 2: Determine scheduling policy  $\Pi^*(t)$  by computing (20), with CPU frequency  $f_k^*(t)$  computed from (19).
  - 3: Server broadcast  $\theta(t)$  to the set of scheduled devices  $\Pi^*(t)$ .
  - 4: **for all** device  $k \in \Pi^*(t)$  **do in parallel**
  - 5:   Compute  $\Delta\theta_k(t)$  with CPU frequency  $f_k^*(t)$ .
  - 6: **end for**
  - 7: **while**  $\{g_k(t) | k \in \Pi^*(t)\}$  is available **do**
  - 8:   Compute  $\rho_k^{\min}(t)$  in (24),  $\forall k \in \Pi^*(t)$
  - 9:    $\bar{\Pi}(t) \leftarrow \Pi^*(t)$
  - 10:   **while**  $\sum_{k \in \bar{\Pi}(t)} \rho_k^{\min}(t) > 1$  **do**
  - 11:      $j = \arg \max\{\rho_k^{\min}(t) | k \in \bar{\Pi}(t)\}$
  - 12:      $\bar{\Pi}(t) = \bar{\Pi}(t) \setminus j$
  - 13:   **end while**
  - 14:   **break**
  - 15: **end while**
  - 16: Determine bandwidth fraction  $\rho_k^*(t)$  by solving (P3).
  - 17: Compute transmit power  $P_k^*(t)$  from (26).
  - 18: **for all** device  $k \in \bar{\Pi}(t)$  **do in parallel**
  - 19:   Transmit  $\Delta\theta_k(t)$  to the server with  $\rho_k^*(t)$  and  $P_k^*(t)$ .
  - 20: **end for**
  - 21: Update  $\theta(t+1)$  according to (3) with  $\Pi(t) = \bar{\Pi}(t)$ .
  - 22: Update  $Q_k(t)$ ,  $\forall k \in \mathcal{K}$  according to (12) and (27).
- 

After the model transmission and aggregation, the server updates the energy queues  $\{Q_k(t)\}_{k \in \mathcal{K}}$  according to (12), with

$$s_k(t)E_k(t) = \begin{cases} E_k^{\text{cmp}}(t), & k \in \Pi^*(t) \setminus \bar{\Pi}(t) \\ E_k^{\text{cmp}}(t) + E_k^{\text{tr}}(t), & k \in \bar{\Pi}(t) \\ 0, & \text{otherwise.} \end{cases} \quad (27)$$

The updated queue size will affect the scheduling and resource allocation decisions in the next iteration. For instance, a device with a larger queue size will be less likely to be scheduled in the following iterations.

The entire decision-making process for the proposed dynamic resource management design is summarized in Algorithm 1.

## V. CONVERGENCE ANALYSIS

To simplify the notation in the analysis, we let  $F_k^t(\theta) \triangleq F_k(\theta; \mathcal{S}_k(t))$  be the  $k$ -th local loss function evaluated at the dataset  $\mathcal{S}_k(t)$ , and  $F^t(\theta) \triangleq \sum_{k \in \mathcal{K}} \frac{|\mathcal{S}_k(t)|}{|\cup_{j \in \mathcal{K}} \mathcal{S}_j(t)|} F_k^t(\theta)$  be the global loss function. Also, we define  $F^{t,*} = \min_{\theta} F^t(\theta)$  with the corresponding optimizer  $\theta^{t,*}$ ; similarly,  $F_k^{t,*} = \min_{\theta} F_k^t(\theta)$  with the optimizer  $\theta_k^{t,*}$ . To facilitate analysis, we assume single-step SGD, i.e.,  $\Delta\theta_k(t) = -\alpha \nabla F_k^t(\theta(t))|_{\xi_k(t) \subseteq \mathcal{S}_k(t)}$ ,  $\forall k$ , with  $\alpha$  as the learning rate and  $\xi_k(t)$  as the mini-batch. We introduce the following definition and assumptions:<sup>9</sup>

<sup>9</sup>In the following,  $\|\cdot\|$  refers to  $\|\cdot\|_2$ .

**Definition 1.** (Data heterogeneity level): For a device subset  $\Pi \subseteq \mathcal{K}$  and  $\sum_{k \in \Pi} w_k = 1$ , we define, for any  $t$ ,

$$\Gamma_1^t(\Pi) = F^{t,*} - \sum_{k \in \Pi} w_k F_k^{t,*},$$

$$\Gamma_2^t(\Pi) = F^{t,*} - \sum_{k \in \Pi} w_k F_k^t(\theta^{t,*}).$$

**Assumption 1.** (Smoothness): Each local loss function  $F_k^t(\theta)$ ,  $\forall k, \forall t$  is  $L$ -smooth, i.e.,  $\forall \theta_1, \theta_2 \in \mathbb{R}^d$ ,

$$\|\nabla F_k^t(\theta_1) - \nabla F_k^t(\theta_2)\| \leq L\|\theta_1 - \theta_2\|,$$

or equivalently,

$$F_k^t(\theta_1) - F_k^t(\theta_2) \leq \nabla F_k^t(\theta_2)^T (\theta_1 - \theta_2) + \frac{L}{2} \|\theta_1 - \theta_2\|^2.$$

**Assumption 2.** (Strong convexity): Each local loss function  $F_k^t(\theta)$ ,  $\forall k, \forall t$  is  $\mu$ -strongly-convex, i.e.,  $\forall \theta_1, \theta_2 \in \mathbb{R}^d$ ,

$$F_k^t(\theta_1) - F_k^t(\theta_2) \geq \nabla F_k^t(\theta_2)^T (\theta_1 - \theta_2) + \frac{\mu}{2} \|\theta_1 - \theta_2\|^2.$$

**Assumption 3.** (First and second moment constraint):  $\forall \theta \in \mathbb{R}^d$ , the stochastic gradient  $\nabla F_k^t(\theta)|_{\xi \subseteq \mathcal{S}_k(t)}$ ,  $\forall k, \forall t$  satisfies

$$\mathbb{E}_{\xi \subseteq \mathcal{S}_k(t)} [\nabla F_k^t(\theta) |_{\xi}] = \nabla F_k^t(\theta),$$

$$\mathbb{E}_{\xi \subseteq \mathcal{S}_k(t)} [\|\nabla F_k^t(\theta) |_{\xi}\|^2] \leq C_1 \|\nabla F_k^t(\theta)\|^2 + C_2,$$

for some  $C_1 \geq 1$  and  $C_2 \geq 0$ .

**Assumption 4.** (Bounded optimizer drift): The optimizers of  $F^{t-1}$  and  $F^t$ ,  $\forall t = 1, 2, \dots$ , satisfy, for some function  $M(t)$ ,

$$\|\theta^{t-1,*} - \theta^{t,*}\| \leq M(t). \quad (28)$$

**Assumption 5.** (Bounded local optimizers): The local optimizers satisfy  $\|\theta_k^{t,*}\| \leq \Lambda_k$ ,  $\forall t$ , for some  $\Lambda_k > 0$ ,  $\forall k \in \mathcal{K}$ .

**Remark 3.** We prove in Appendix E that under Assumptions 1, 2, 5, we have  $\|\theta^{t,*}\| \leq \max_{k \in \mathcal{K}} \Lambda_k L / \mu$ ,  $\forall t$ . Since  $\|\theta_k^{t,*}\|$ ,  $\forall k$  and  $\|\theta^{t,*}\|$  are uniformly bounded and  $\mathcal{K}$  is a finite set, there exist non-negative  $\varphi_1$  and  $\varphi_2$  such that for any  $\Pi \subseteq \mathcal{K}$ ,  $\forall t$ ,

$$|\Gamma_1^t(\Pi)| \leq \varphi_1, \quad (29)$$

$$|\Gamma_2^t(\Pi)| \leq \varphi_2. \quad (30)$$

### A. Convergence Results

**Theorem 1.** Under Assumptions 1-5, with  $M(t) = \frac{m}{t+1}$  for some  $m > 0$ , if the learning rate satisfies

$$\begin{cases} \alpha < \min \left[ \frac{\mu}{4(C_1-1)L^2}, \frac{1}{L} \right], & \text{if } C_1 \neq 1, \\ \alpha < 1/L, & \text{otherwise,} \end{cases}$$

the following result holds for  $t_0 > \lfloor m \rfloor$ ,

$$\mathbb{E} [\|\theta(t+1) - \theta^{t,*}\|^2] \leq \bar{\kappa}_{t_0,t}^{t-t_0+1} \|\theta(t_0) - \theta^{t_0-1,*}\|^2$$

$$+ 3mC_4 \sum_{i=t_0}^t \frac{\bar{\kappa}_{t_0+1,t}^{t-i}}{i+1} + \frac{C_3 (1 - \bar{\kappa}_{t_0+1,t}^{t-t_0+1})}{1 - \bar{\kappa}_{t_0+1,t}},$$

where for  $t_1, t_2 > 0$ ,  $\bar{\kappa}_{t_1, t_2} = \frac{1}{|t_2 - t_1| + 1} \sum_{t=\min(t_1, t_2)}^{\max(t_1, t_2)} \kappa(t)$ ,

$$\begin{aligned} \kappa(t) &= C_4(1 + 2M(t)), \\ C_4 &= 1 - \mu\alpha + 2(C_1 - 1)L^2\alpha^2 < 1, \\ C_3 &= \alpha\Omega + \alpha^2 \left( C_2 + \frac{2(C_1 - 1)L^2\Omega}{\mu} \right), \end{aligned}$$

$\Omega = 2(\varphi_1 + \varphi_2)$  and  $\mathbb{E}[\cdot]$  is total expectation over  $\Pi(j)$ ,  $\{\xi_k(j) | k \in \Pi(j)\}$ , and  $\theta(j)$ ,  $j = t_0, \dots, t$ . The proof is given in Appendix F.

**Lemma 1.** With  $0 < \kappa < 1$ ,  $\sum_{i=1}^t \frac{\kappa^{t-i}}{i+1} \rightarrow 0$  when  $t \rightarrow \infty$ . The proof is given in Appendix G.

**Remark 4.**  $\mathbb{E}[\|\theta(t+1) - \theta^{t,*}\|^2]$  converges when  $\kappa(t_0) < 1$  (implying  $\bar{\kappa}_{t_0, t}, \bar{\kappa}_{t_0+1, t} < 1, \forall t \geq t_0$ ). By selecting  $\vartheta$ ,  $0 \leq \vartheta < 1$ , and taking

$$t_0 > \max \left( \lfloor m \rfloor, \left\lfloor \frac{2mC_4}{(1-C_4)(1-\vartheta)} \right\rfloor \right),$$

we guarantee that  $\kappa(t_0) < 1 - \vartheta(1 - C_4)$ , such that the sequence converges with a contraction factor controlled by  $\vartheta$ .<sup>10</sup> Together with **Lemma 1**, we have

$$\begin{aligned} \lim_{t \rightarrow \infty} \mathbb{E}[\|\theta(t+1) - \theta^{t,*}\|^2] &\leq \frac{C_3}{1 - C_4} \\ &= \frac{\Omega + \alpha \left( C_2 + \frac{2(C_1 - 1)L^2\Omega}{\mu} \right)}{\mu - 2(C_1 - 1)L^2\alpha}. \end{aligned}$$

Because of the sampling noise, the bound does not vanish even with i.i.d. training data and full device participation ( $\Omega = 0$  yields  $C_2 \cdot \frac{\alpha}{\mu - 2(C_1 - 1)L^2\alpha}$ ). This is commonly observed in fixed-learning-rate schemes [48]. A smaller  $\alpha$  gives a tighter asymptotic bound, but slows the contraction per iteration, as  $C_4, \bar{\kappa}_{t_0, t}, \bar{\kappa}_{t_0+1, t}$  become larger.

**Remark 5.** Suppose that the FL performance is evaluated at iteration  $\hat{t}$ , with the entire training data denoted by  $\mathcal{S}(\hat{t}) \triangleq \sum_{k \in \mathcal{K}} \mathcal{S}_k(\hat{t})$ . Then, for any  $t < \hat{t}$ , a higher level of resemblance between the exploited data set  $\hat{\mathcal{S}}(t) \triangleq \{\mathcal{S}_k(i) | k \in \Pi(i), i = 1, \dots, t\}$  and  $\mathcal{S}(\hat{t})$  intuitively leads to a smaller  $\|\theta^{t,*} - \theta^{i,*}\|$  and thus potentially a lower or more aggressively decaying  $M(t)$ . This results in smaller  $\bar{\kappa}_{t_0, t}$  and  $\bar{\kappa}_{t_0+1, t}$ , making the bound contract faster over the iterations and thus accelerating the convergence. This motivates us to prioritize devices with more newly arrived and heterogeneous data, as the size of the undiscovered data set,  $|\mathcal{S}(\hat{t}) \setminus \hat{\mathcal{S}}(t)|$ , is significantly reduced at every iteration.

## VI. SIMULATION RESULTS

We simulate a system of  $K = \{40, 25\}$  devices with training data from MNIST and CIFAR-10 [49], [50]. The goal is to train a  $d$ -dimensional convolutional neural network for performing image classification tasks. The system parameters are set as follows.

- (Training data distribution) 60000 data samples are distributed evenly to the devices, i.e.,  $|\cup_t \mathcal{B}_k(t)| = 60000/K$ .

<sup>10</sup>With larger value of  $\vartheta$ , the contraction starts after a larger number of initial iteration  $t_0$ .

TABLE III: System parameters

Parameter	Value	Parameter	Value
Bandwidth $B$	10MHz	noise power $N_0$	$10^{-17}$ W
power coefficient $\lambda$	$10^{-25}$	model size $S$	$32d$
average energy $E_k^{\text{avg}}, \forall k$	1 J	$T_{\text{rd}}$ (MNIST)	5 sec
trade-off scaling $V$	50	$T_{\text{rd}}$ (CIFAR-10)	10 sec

For the i.i.d. case, the samples are randomly allocated to all the devices without replacement, while for the non-i.i.d. case, each device contains up to 3 unique digits.

- (Streaming data generation) Denote by  $T_{\text{tot}}$  the entire execution time of the FL system. The data samples arrive in the order of digit, and the first arriving digit is randomly picked at each device. The amount of new arrivals in each iteration is either uniform, or fitted by truncated Poisson or truncated Gaussian distribution with mean value  $\mu_k \sim \mathcal{U}(0, T_{\text{tot}})$  and a clipping range  $[0, T_{\text{tot}}]$ .
- CPU frequency limit  $f_k^{\text{max}}(t) \sim \mathcal{U}(0.02, 1.5)$  GHz.
- Maximum transmit power  $P_k^{\text{max}} \sim \mathcal{U}(10\text{dBm}, 30\text{dBm})$ .
- The devices are randomly placed in a disc of radius 1 km centered at the server. We model  $\beta_k$  as  $r_k^{-4}$ , where  $r_k$  is the distance between device  $k$  and the server.
- Constant parameters are listed in Table III.

### A. Learning Performance and System Efficiency

First, we demonstrate the performance gain of our design in both learning and energy efficiency under a per-iteration time constraint  $T_{\text{rd}}$ . A baseline method for performance comparison is random scheduling. Among all devices that can finish local computation in time, i.e.,  $f_k^{\text{max}}(t) \geq c/T_{\text{rd}}$ , a subset of them will be randomly chosen for participating in the current round. During model transmission, all devices use full transmit power  $P_k^{\text{max}}$  and uniform bandwidth allocation with  $\rho_k(t) = 1/\zeta$ . Those who fail to complete transmission in the remaining time  $T_{\text{rd}} - T_k^{\text{cmp}}(t)$  will be dropped from model aggregation.

The comparisons of test accuracy and average energy consumption between our proposed and baseline methods are shown in Figs. 2-4 respectively, for both MNIST (i.i.d. and non-i.i.d.) and CIFAR-10 (non-i.i.d.), with truncated Gaussian arrival pattern.<sup>11</sup> Similarly, Figs. 5 and 6 show the testing loss comparison with uniform and truncated Poisson arrival patterns. In general, our proposed design achieves better learning performance than the baseline under the same scheduling ratio. This learning performance gain is more significant with a lower scheduling rate and more imbalanced data arrivals. More importantly, as shown in Figs. 3 and 6, our method attains to the least 81% reduction in terms of average energy consumption. The baseline result with  $\zeta/K = 0.05$  and the proposed with  $\zeta/K = 0.35$  are also provided in both figures to demonstrate the large learning performance gain of our method when the energy consumption of both methods is at a similar level.

<sup>11</sup>The i.i.d. case of CIFAR-10 gives the same remarks as those of the non-i.i.d. case and thus is omitted. Moreover, as the results of CIFAR-10 align with those of MNIST, for the remaining experiments we only use MNIST.



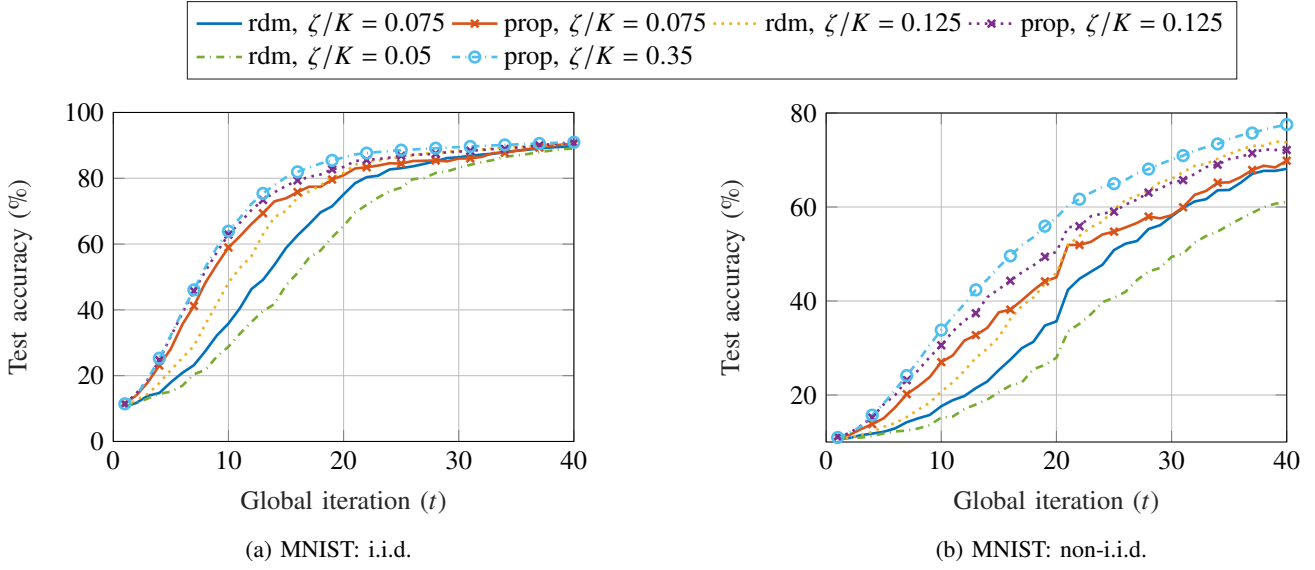


Fig. 2: Test accuracy of the proposed ('prop') and the baseline ('rdm') methods with truncated Gaussian data arrival pattern.

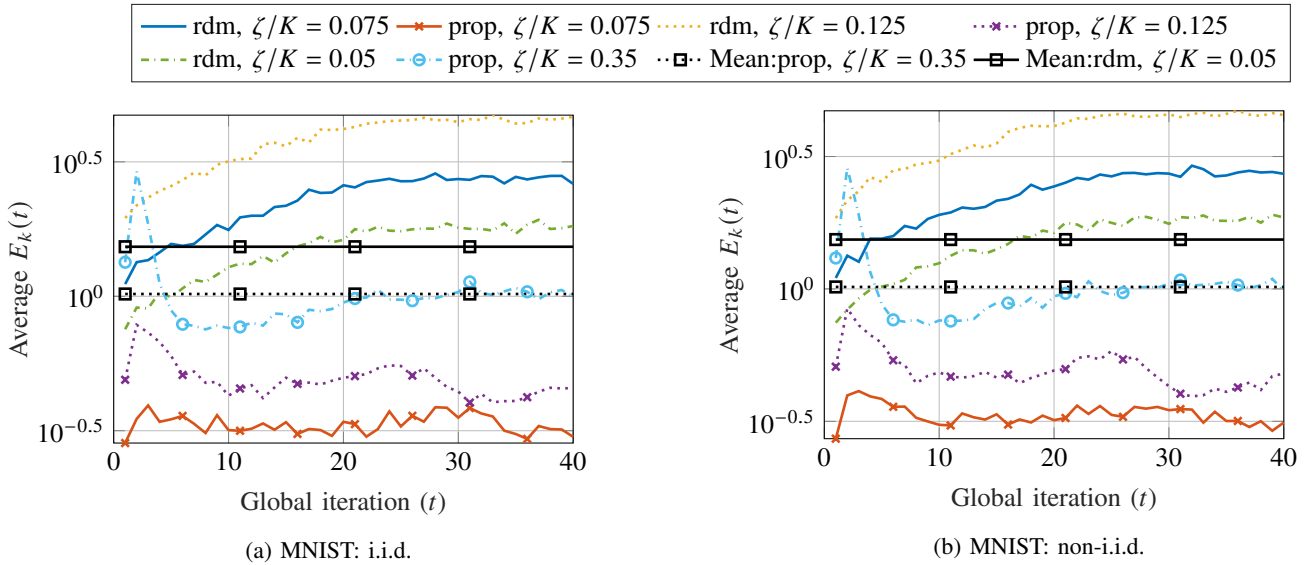


Fig. 3: Average energy consumption of the proposed ('prop') and the baseline ('rdm') methods with truncated Gaussian data arrival pattern.

### B. Effectiveness of the Data Importance Metric

To validate the appropriateness of our proposed data importance metric in (10), we show the performance comparison with some alternative metrics, including:<sup>12</sup>

- $\sum_{k \in \Pi(t)} \log(1 + |\mathcal{S}_k(t)|)$ , [23].
- $\sum_{k \in \Pi(t)} |\mathcal{S}_k(t)|$ , [10].

The feature vectors  $\mathbf{x}$  and  $\mathbf{y}_k$  in (10) are computed based on the digit-label collection of the training data. As illustrated in Fig. 7, our method gives a clear testing loss improvement over the entire training process and better test accuracy at the later iterations compared to the two alternative designs proposed

in [10], [23].<sup>13</sup> This highlights the importance of taking into account the statistics of newly arrived data in quantifying data importance, rather than the quantity of accumulated data as considered in the alternative methods.

### C. Impact of Scaling Factor $\gamma$

In the model aggregation phase, a device will be dropped if it cannot satisfy the latency constraint. This device dropping effect may cause degraded learning performance and wasted energy, and it can be mitigated by adjusting the scaling factor  $\gamma$ . Compared to adopting the maximum CPU frequency  $f_k^{\max}(t)$ , which leads to faster computation and more time

<sup>12</sup>For this part of simulation, the scaling  $V$  is kept sufficiently large to reduce the influence from the energy efficiency perspective.

<sup>13</sup>Note that due to the difference in optimization framework, only the data importance metrics in [10], [23] are applied in the simulations.

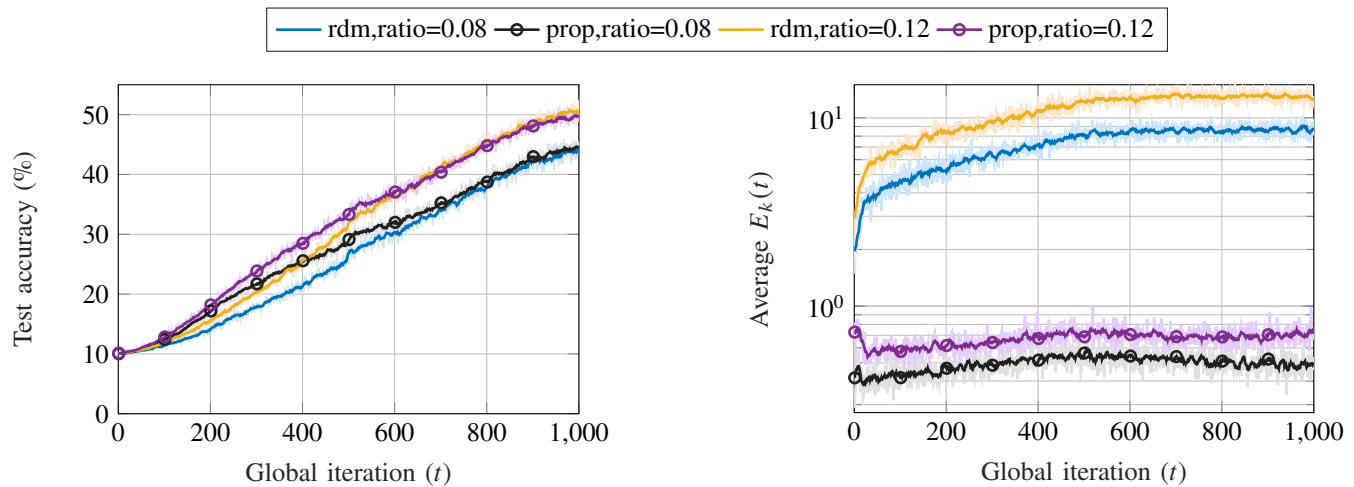


Fig. 4: Test accuracy and average energy consumption of the proposed ('prop') and the baseline ('rdm') methods for CIFAR-10 (non-i.i.d.) with truncated Gaussian data arrival pattern.

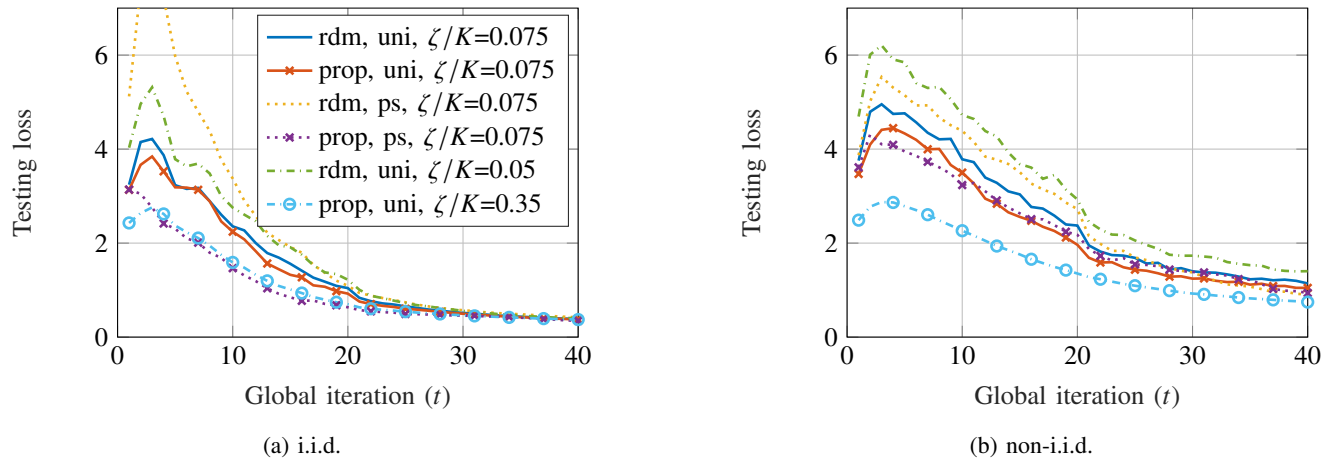


Fig. 5: Testing loss comparison between the proposed ('prop') and the baseline ('rdm') methods with uniformly random ('uni') and truncated Poisson ('ps') data arrival patterns.

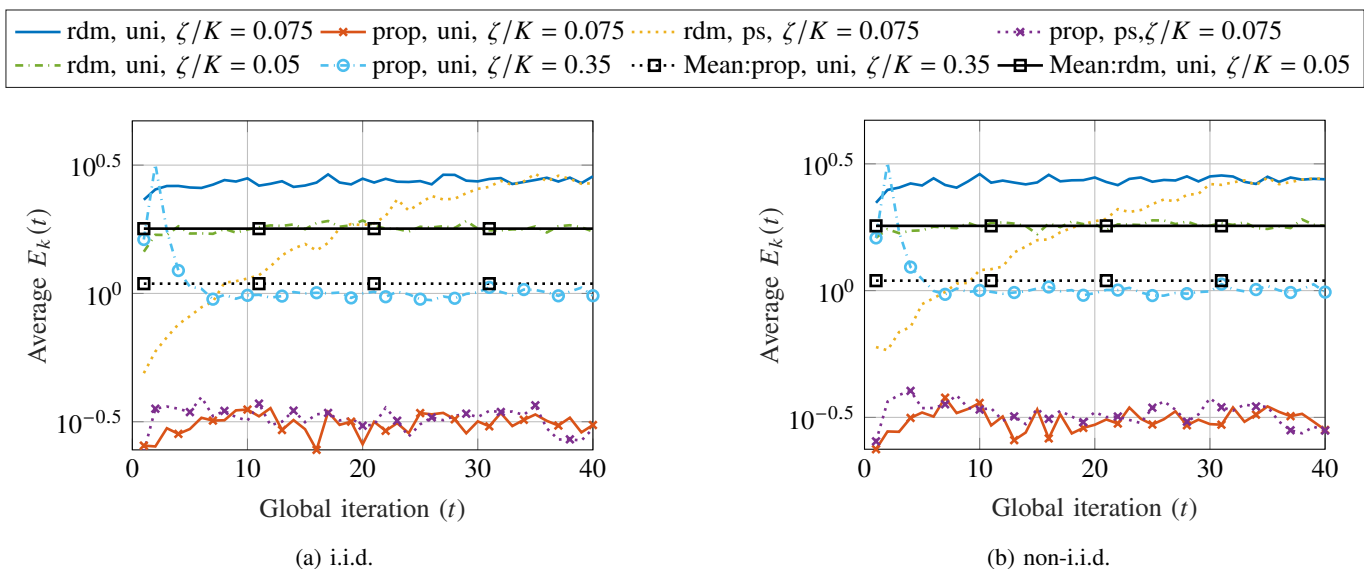


Fig. 6: Average energy consumption comparison between the proposed ('prop') and the baseline ('rdm') methods with uniformly random ('uni') and truncated Poisson ('ps') data arrival patterns.

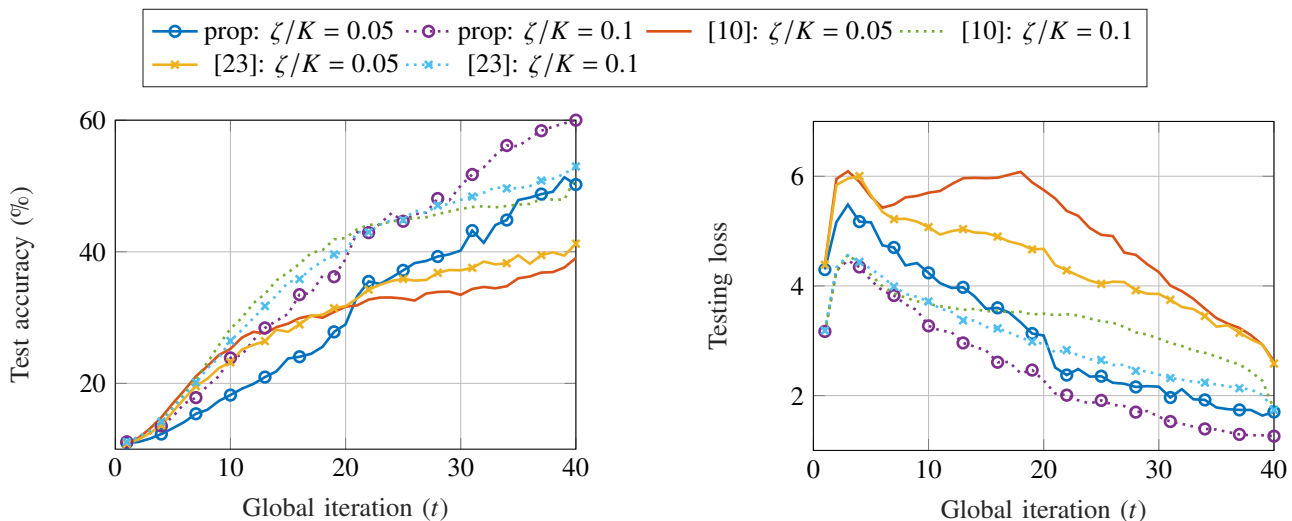


Fig. 7: Learning performance comparisons between different learning-optimization objectives, where each device has up to 2 unique digits.

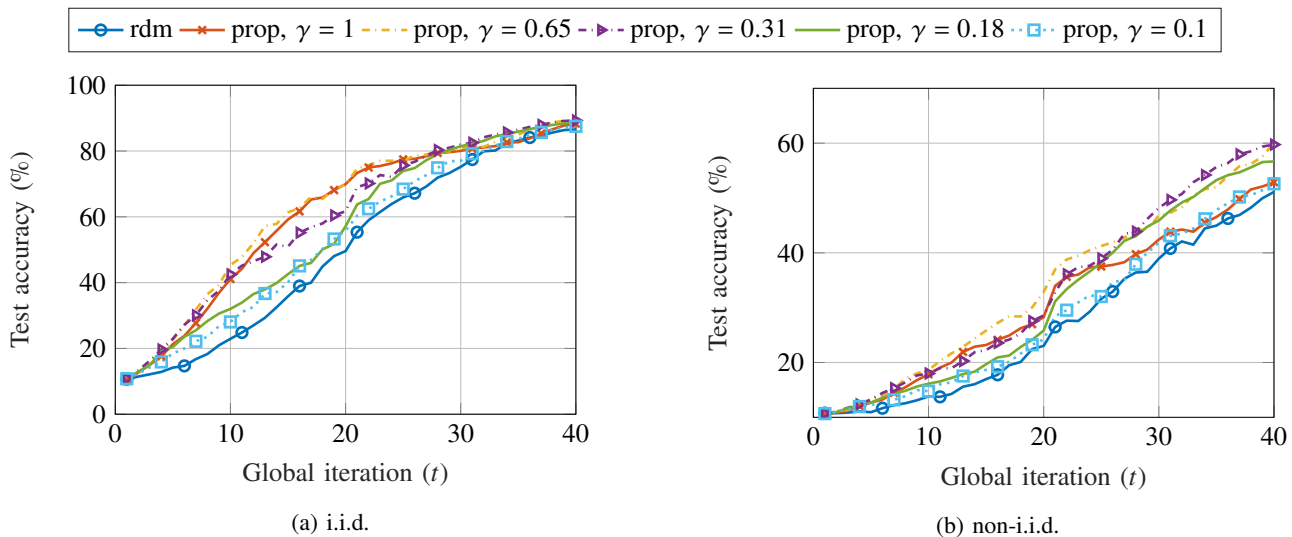


Fig. 8: The impact of  $\gamma$  on the performance of learning efficiency, compared with the baseline random scheduling. Truncated normal distributed timings,  $T_{rd} = 1.4$  seconds,  $B = 3$  MHz, and  $\zeta/K = 0.05$  are adopted.

for update transmission, our optimized  $f_k^*(t) \leq f_k^{\max}(t)$  has a higher chance of device dropping because of the longer computation latency. With various choices of  $\gamma$ , resulting in varying  $f_k^*(t)$ , the test accuracy of the proposed method and the random baseline is shown in Fig. 8. With a smaller  $\gamma$ , our proposed method can have a lower device dropping rate than the baseline, and therefore higher test accuracy is achieved. However, adopting an overly small  $\gamma$  drastically decreases the size of frequency-optimized set  $\tilde{\mathcal{K}}_f$  as defined in (17). Then, according to our design in (18), the feasible set will become the same as in the baseline case. As verified in Figs. (9a) and (9b) for the i.i.d. case, we observe that the frequency optimization rates decrease and the device dropping rates resurge when  $\gamma$  decreases to an overly small level. Moreover, a smaller  $\gamma$  also raises the minimum requirement of computing capability. A higher frequency will thus be adopted for each

scheduled device and the energy consumption increases, as shown in Fig. (9c). To summarize, introducing  $\gamma$  is essential in the proposed scheme to overcome the device dropping issue, and the choice of  $\gamma$  should strike a balance between improved learning performance and energy efficiency.

## VII. CONCLUSIONS

We propose a dynamic resource management design for FEEL systems with randomly arriving data samples and long-term energy constraints. Our design takes into account the randomness and importance of data arrivals, as well as the time-varying resource availability in device scheduling and resource allocation decisions. Using the Lyapunov DPP framework, our proposed two-stage solution determines, in every global iteration, the device scheduling decision along with CPU frequency adjustment, followed by the allocation of bandwidth

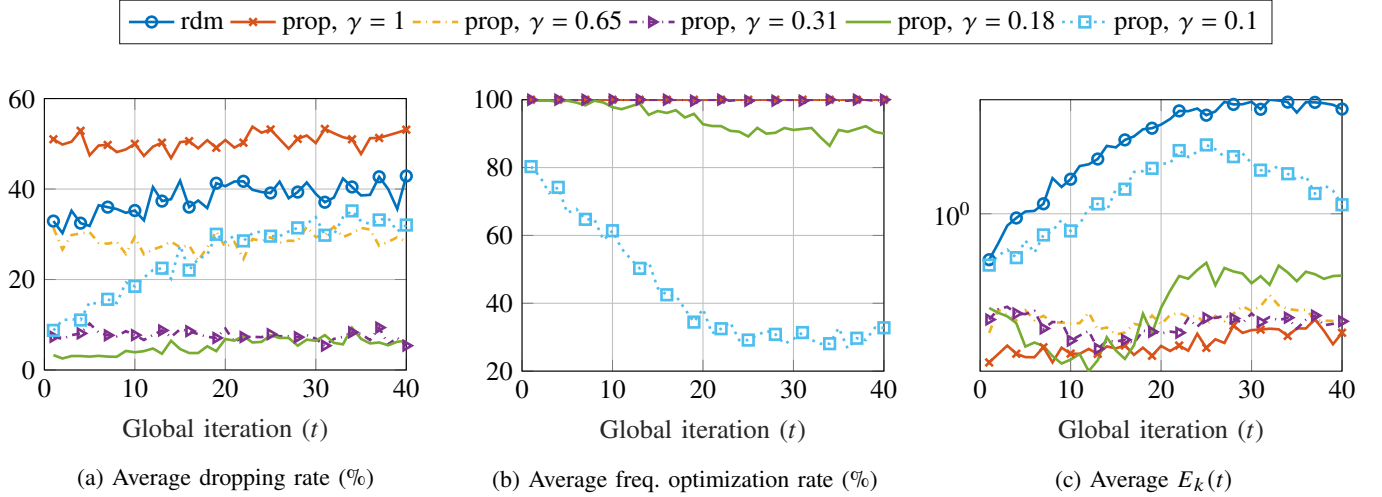


Fig. 9: Performance analysis of the proposed method with different  $\gamma$  and the baseline.

and transmit power. The proposed design demonstrates clear advantages in reducing energy consumption while achieving better learning performance compared to alternative methods that ignore the system dynamics.

#### APPENDIX

##### A. Formulation of (P1)

By plugging (12) into (13), we have

$$\begin{aligned} \Delta(\mathbf{Q}(t)) &= \mathbb{E} \left[ \frac{1}{2} \sum_{k=1}^K [Q_k^2(t+1) - Q_k^2(t)] | \mathbf{Q}(t) \right] \\ &\leq D + \mathbb{E} \left[ \sum_{k=1}^K Q_k(t) (s_k(t) E_k(t) - E_k^{\text{avg}}) | \mathbf{Q}(t) \right], \end{aligned} \quad (31)$$

where  $D = \frac{1}{2} \sum_{k=1}^K [(E_k^{\text{max}})^2 + (E_k^{\text{avg}})^2]$ , and  $E_k^{\text{max}}$  is the maximum energy consumption of device  $k$  in any iteration.

The drift-plus-penalty, given as

$$\Delta(\mathbf{Q}(t)) - V \mathbb{E} \left[ \sum_{k=1}^K s_k(t) I_k(t; \mathcal{K}_f(t)) | \mathbf{Q}(t) \right],$$

is bounded by the following quantity

$$\begin{aligned} &\mathbb{E} \left\{ \sum_{k=1}^K [Q_k(t) s_k(t) E_k(t) - V s_k(t) I_k(t; \mathcal{K}_f(t))] | \mathbf{Q}(t) \right\} \\ &+ D - \sum_{k=1}^K E_k^{\text{avg}} Q_k(t). \end{aligned} \quad (32)$$

By greedily minimizing the term inside the conditional expectation in every time slot, we have (15) as the per-slot objective.

##### B. The Increasing Property of (15)

Denote by  $g(\mathbf{P}(t))$  the rewritten form of (15),

$$\begin{aligned} \Upsilon(\mathbf{P}(t)) &= \sum_{k \in \Pi(t)} \left[ Q_k(t) \lambda c f_k^2(t) - V I_k(t; \mathcal{K}_f(t)) \right. \\ &\quad \left. + \frac{Q_k(t) P_k(t) S}{\rho_k(t) B \log_2 \left( 1 + \frac{P_k(t) |g_k(t)|^2}{\rho_k(t) B N_0} \right)} \right], \end{aligned}$$

with  $\mathbf{P}(t) = \{P_k(t)\}_{k \in \Pi(t)}$ . Then,  $\Upsilon$  increases with  $P_k(t)$  since

$$\frac{\partial \Upsilon}{\partial P_k(t)} = \frac{y [(1+x) \ln(1+x) - x]}{(1+x) \ln(1+x) \log_2(1+x)} \geq 0,$$

where

$$x = z P_k(t), \quad y = \frac{Q_k(t) S}{\rho_k(t) B}, \quad z = \frac{|g_k(t)|^2}{\rho_k(t) B N_0}. \quad (33)$$

##### C. Convexity Check of (P2)

Define  $\mathcal{W}(\boldsymbol{\rho}(t), \mathbf{P}(t))$  as the objective function of (P2) with  $\boldsymbol{\rho}(t) = \{\rho_k(t)\}_{k \in \Pi^*(t)}$  and  $\mathbf{P}(t) = \{P_k(t)\}_{k \in \Pi^*(t)}$ . Then,  $\frac{\partial^2 \mathcal{W}}{\partial P_k(t) \partial P_j(t)} = 0, \forall k \neq j$ , and

$$\frac{\partial^2 \mathcal{W}}{\partial P_k^2(t)} = \frac{yz [- (2+x) \ln(1+x) + 2x] \ln 2}{(1+x)^2 (\ln(1+x))^3}, \quad (34)$$

where  $x, y$ , and  $z$  are defined in (33). Since  $x \geq 0$ , the term in the brackets of (34) is non-positive, and thus  $\frac{\partial^2 \mathcal{W}}{\partial P_k^2(t)} \leq 0$ . Hence, the Hessian of  $w$  w.r.t.  $\mathbf{P}(t)$  is not positive semi-definite, and thus  $\mathcal{W}$  is not convex on  $\mathbf{P}(t)$ .

To prove  $\mathcal{W}$  is convex on  $\boldsymbol{\rho}(t)$ , define  $\mathcal{W}_k$  as the summand in  $\mathcal{W}$ , i.e.,  $\mathcal{W} = \sum_{k \in \Pi^*(t)} \mathcal{W}_k$ ;  $\mathcal{G}(\sigma) \triangleq \frac{Q_k(t) P_k(t) S}{B \sigma}$  and

$$\mathcal{U}(\sigma) \triangleq \sigma \log_2 \left( 1 + \frac{P_k(t) |g_k(t)|^2}{\sigma B N_0} \right). \quad (35)$$

Then,  $\mathcal{W}_k = \mathcal{G}(\mathcal{U}(\rho_k(t)))$ . Since  $\mathcal{G}$  is convex and nonincreasing, and  $\mathcal{U}$  is concave, as

$$\frac{\partial^2 \mathcal{U}}{\partial \sigma^2} = -\frac{\iota^2}{\sigma(\sigma + \iota)^2 \ln 2} \leq 0, \quad (36)$$

with  $\iota = P_k(t) |g_k(t)|^2 / (B N_0)$  and  $\sigma = \rho_k(t) \geq 0$ , we conclude that  $\mathcal{W}_k$  is convex [47]. Then,  $\mathcal{W}$ , as a sum of convex functions  $\mathcal{W}_k, \forall k \in \Pi^*(t)$ , is also convex. To check the convexity of (22), we define

$$\mathcal{V}_k(\boldsymbol{\rho}(t)) = -\rho_k(t) B \log_2 \left( 1 + \frac{P_k(t) |g_k(t)|^2}{\rho_k(t) B N_0} \right).$$

Then,  $\mathcal{V}_k(\boldsymbol{\rho}(t)) = -B \mathcal{U}(\rho_k(t))$  is convex due to the concavity of  $\mathcal{U}$ . Together with the affine constraint  $\sum_{j \in \Pi^*(t)} \rho_j(t) = 1$ , we conclude that (P2) is convex on  $\boldsymbol{\rho}(t)$ .

#### D. Proof of (24)

The minimum  $\rho_k^{\min}(t)$  is obtained when (23) holds with equality. We define

$$\bar{\rho}_k(t) = BN_0 \rho_k(t) / \left( P_k^{\max} |g_k(t)|^2 \right). \quad (37)$$

Then, the equality can be rewritten as

$$\bar{\rho}_k(t) \ln(1 + 1/\bar{\rho}_k(t)) = C_k. \quad (38)$$

By multiplying (38) with  $1 + \frac{1}{\bar{\rho}_k(t)}$ ,

$$C_k + \ln(1 + 1/\bar{\rho}_k(t)) = (1 + 1/\bar{\rho}_k(t))C_k. \quad (39)$$

By exponentiating both sides of (39),

$$e^{C_k(1 + 1/\bar{\rho}_k(t))} = e^{(1+1/\bar{\rho}_k(t))C_k},$$

and thus

$$-C_k(1 + 1/\bar{\rho}_k(t))e^{-(1+1/\bar{\rho}_k(t))C_k} = -C_k e^{-C_k}. \quad (40)$$

Since  $-\frac{1}{e} \leq -C_k e^{-C_k} < 0$ , we solve (40) as

$$\bar{\rho}_k(t) = -C_k / [W_{-1}(-C_k e^{-C_k}) + C_k] \quad (41)$$

and obtain  $\rho_k(t)$  by inserting (41) into (37).

#### E. Proof of $\|\theta^{t,*}\| \leq \max_{k \in \mathcal{K}} \Lambda_k L / \mu, \forall t$

Note that  $\forall \theta_1, \theta_2$ ,

$$\nabla F_k^t(\theta_1) = \nabla F_k^t(\theta_2) + \mathcal{H}_k^t(\theta_1, \theta_2)(\theta_1 - \theta_2), \quad (42)$$

where  $\mathcal{H}_k^t(\theta_1, \theta_2) = \int_0^1 \nabla^2 F_k^t(\theta_2 + \tau(\theta_1 - \theta_2)) d\tau$  and  $\mu \mathbf{I} \leq \mathcal{H}_k^t(\theta_1, \theta_2) \leq L \mathbf{I}$  (Lemma 1.2.2 in [51]).<sup>14</sup> Then, based on (42) and the fact that  $\nabla F_k^t(\theta_k^{t,*}) = 0$ ,

$$\begin{aligned} \nabla F^t(\theta^{t,*}) &= \sum_{k \in \mathcal{K}} w_k(t) \nabla F_k^t(\theta^{t,*}) \\ &= \sum_{k \in \mathcal{K}} w_k(t) \mathcal{H}_k^t(\theta^{t,*}, \theta_k^{t,*}) (\theta^{t,*} - \theta_k^{t,*}), \end{aligned} \quad (43)$$

where  $w_k(t) = \frac{|\mathcal{S}_k(t)|}{|\cup_{j \in \mathcal{K}} \mathcal{S}_j(t)|}$ . Since  $\nabla F^t(\theta^{t,*}) = 0$ , (43) gives

$$\theta^{t,*} = \left( \sum_{k \in \mathcal{K}} w_k(t) \mathcal{H}_k^t(\theta^{t,*}, \theta_k^{t,*}) \right)^{-1} \sum_{k \in \mathcal{K}} w_k(t) \mathcal{H}_k^t(\theta^{t,*}, \theta_k^{t,*}) \theta_k^{t,*}.$$

Since  $\|\theta_k^{t,*}\| \leq \max_{k \in \mathcal{K}} \Lambda_k$ , we have

$$\begin{aligned} \|\theta^{t,*}\| &\leq \frac{1}{\mu} \left\| \sum_{k \in \mathcal{K}} w_k(t) \mathcal{H}_k^t(\theta^{t,*}, \theta_k^{t,*}) \theta_k^{t,*} \right\| \\ &\leq \frac{L}{\mu} \sum_{k \in \mathcal{K}} w_k(t) \|\theta_k^{t,*}\| \leq \max_{k \in \mathcal{K}} \Lambda_k L / \mu. \end{aligned}$$

<sup>14</sup>Here, for simplicity, we assume that  $F_k^t, \forall k, \forall t$  are twice-differentiable.

#### F. Proof of Theorem 1

For the simplicity of exposition, we define

$$\mathbf{g}(t) = \sum_{k \in \Pi(t)} w_k(t) [\nabla F_k^t(\boldsymbol{\theta}(t)) |_{\xi_k(t) \subseteq \mathcal{S}_k(t)}],$$

and its mean  $\bar{\mathbf{g}}(t) = \sum_{k \in \Pi(t)} w_k(t) \nabla F_k^t(\boldsymbol{\theta}(t))$ . We have the following two lemmas, which are adaptations of results in [52] (see Appendices F1 and F2 for the proofs).

**Lemma 2.** *If  $\alpha \leq \frac{1}{L}$ , then  $\forall \Pi(t) \in \mathcal{K}$ ,*

$$\|\boldsymbol{\theta}(t) - \boldsymbol{\theta}^{t,*} - \alpha \bar{\mathbf{g}}(t)\|^2 \leq (1 - \mu\alpha) \|\boldsymbol{\theta}(t) - \boldsymbol{\theta}^{t,*}\|^2 + \alpha\Omega.$$

**Lemma 3.** *The variance of  $\mathbf{g}(t)$  w.r.t. data sampling satisfies*

$$\begin{aligned} &\mathbb{E}_{\{\xi_k(t) | k \in \Pi(t)\}} [\|\mathbf{g}(t) - \bar{\mathbf{g}}(t)\|^2] \\ &\leq C_2 + 2(C_1 - 1)L^2 \left( \|\boldsymbol{\theta}(t) - \boldsymbol{\theta}^{t,*}\|^2 + \Omega/\mu \right). \end{aligned}$$

To establish Theorem 1 we first note that  $\|\boldsymbol{\theta}(t+1) - \boldsymbol{\theta}^{t,*}\|^2$  can be rewritten as

$$\begin{aligned} \|\boldsymbol{\theta}(t+1) - \boldsymbol{\theta}^{t,*}\|^2 &= \|\boldsymbol{\theta}(t) - \alpha \mathbf{g}(t) - \boldsymbol{\theta}^{t,*} - \alpha \bar{\mathbf{g}}(t) + \alpha \bar{\mathbf{g}}(t)\|^2 \\ &= \|\boldsymbol{\theta}(t) - \boldsymbol{\theta}^{t,*} - \alpha \bar{\mathbf{g}}(t)\|^2 + \alpha^2 \|\mathbf{g}(t) - \bar{\mathbf{g}}(t)\|^2 \\ &\quad - 2\alpha \left[ (\boldsymbol{\theta}(t) - \boldsymbol{\theta}^{t,*} - \alpha \bar{\mathbf{g}}(t))^T (\mathbf{g}(t) - \bar{\mathbf{g}}(t)) \right]. \end{aligned}$$

Given  $\boldsymbol{\theta}(t)$ , the following holds based on **Lemmas 2 and 3**,

$$\begin{aligned} &\mathbb{E}_{\Pi(t), \{\xi_k(t), k \in \Pi(t)\}} [\|\boldsymbol{\theta}(t+1) - \boldsymbol{\theta}^{t,*}\|^2 | \boldsymbol{\theta}(t)] \\ &= \mathbb{E}_{\Pi(t)} [\|\boldsymbol{\theta}(t) - \boldsymbol{\theta}^{t,*} - \alpha \bar{\mathbf{g}}(t)\|^2 | \boldsymbol{\theta}(t)] \\ &\quad + \alpha^2 \mathbb{E}_{\Pi(t)} [\mathbb{E}_{\{\xi_k(t), k \in \Pi(t)\}} [\|\mathbf{g}(t) - \bar{\mathbf{g}}(t)\|^2 | \boldsymbol{\theta}(t)] | \boldsymbol{\theta}(t)] \\ &\leq (1 - \mu\alpha) \|\boldsymbol{\theta}(t) - \boldsymbol{\theta}^{t,*}\|^2 + \alpha\Omega \\ &\quad + \alpha^2 \left[ C_2 + 2(C_1 - 1)L^2 \left( \|\boldsymbol{\theta}(t) - \boldsymbol{\theta}^{t,*}\|^2 + \Omega/\mu \right) \right] \\ &\leq C_4 \left( \|\boldsymbol{\theta}(t) - \boldsymbol{\theta}^{t-1,*}\| + \|\boldsymbol{\theta}^{t-1,*} - \boldsymbol{\theta}^{t,*}\| \right)^2 + C_3 \\ &= C_4 \left( \|\boldsymbol{\theta}(t) - \boldsymbol{\theta}^{t-1,*}\|^2 + \|\boldsymbol{\theta}^{t-1,*} - \boldsymbol{\theta}^{t,*}\|^2 \right) + C_3 \\ &\quad + 2C_4 \|\boldsymbol{\theta}(t) - \boldsymbol{\theta}^{t-1,*}\| \cdot \|\boldsymbol{\theta}^{t-1,*} - \boldsymbol{\theta}^{t,*}\|. \end{aligned} \quad (44)$$

Note that the cross-term in (44) satisfies

$$\begin{aligned} &\|\boldsymbol{\theta}(t) - \boldsymbol{\theta}^{t-1,*}\| \cdot \|\boldsymbol{\theta}^{t-1,*} - \boldsymbol{\theta}^{t,*}\| \leq \\ &\begin{cases} \|\boldsymbol{\theta}^{t-1,*} - \boldsymbol{\theta}^{t,*}\|, & \text{if } \|\boldsymbol{\theta}(t) - \boldsymbol{\theta}^{t-1,*}\| \leq 1 \\ \|\boldsymbol{\theta}(t) - \boldsymbol{\theta}^{t-1,*}\|^2 \cdot \|\boldsymbol{\theta}^{t-1,*} - \boldsymbol{\theta}^{t,*}\|, & \text{otherwise,} \end{cases} \\ &\leq \|\boldsymbol{\theta}^{t-1,*} - \boldsymbol{\theta}^{t,*}\| + \|\boldsymbol{\theta}(t) - \boldsymbol{\theta}^{t-1,*}\|^2 \cdot \|\boldsymbol{\theta}^{t-1,*} - \boldsymbol{\theta}^{t,*}\|. \end{aligned} \quad (45)$$

By inserting (45) into (44), and based on (28), we have

$$\begin{aligned} &\mathbb{E}_{\Pi(t), \{\xi_k(t), k \in \Pi(t)\}} [\|\boldsymbol{\theta}(t+1) - \boldsymbol{\theta}^{t,*}\|^2 | \boldsymbol{\theta}(t)] \\ &\leq C_4 (1 + 2\|\boldsymbol{\theta}^{t-1,*} - \boldsymbol{\theta}^{t,*}\|) \|\boldsymbol{\theta}(t) - \boldsymbol{\theta}^{t-1,*}\|^2 + C_3 \\ &\quad + C_4 \|\boldsymbol{\theta}^{t-1,*} - \boldsymbol{\theta}^{t,*}\|^2 + 2C_4 \|\boldsymbol{\theta}^{t-1,*} - \boldsymbol{\theta}^{t,*}\| \\ &\leq \kappa(t) \|\boldsymbol{\theta}(t) - \boldsymbol{\theta}^{t-1,*}\|^2 + C_3 + C_4 \left( M^2(t) + 2M(t) \right). \end{aligned} \quad (46)$$

Then, applying telescoping on (46) till  $t_0 \leq t$  gives

$$\begin{aligned} &\mathbb{E} [\|\boldsymbol{\theta}(t+1) - \boldsymbol{\theta}^{t,*}\|^2] \leq \left[ \prod_{i=t_0}^t \kappa(i) \right] \|\boldsymbol{\theta}(t_0) - \boldsymbol{\theta}^{t_0-1,*}\|^2 \\ &\quad + \sum_{i=t_0}^t \left[ C_4 \left( M^2(i) + 2M(i) \right) + C_3 \right] \prod_{j=1}^{t-i} \kappa(t-j+1). \end{aligned}$$

By applying the arithmetic-geometric mean inequality, and using the facts that  $M^2(i) \leq M(i)$  when  $i > \lfloor m \rfloor$ , and  $\bar{\kappa}_{j,k} \leq \bar{\kappa}_{l,k}$  if  $l \leq j$ , we have

$$\begin{aligned} \mathbb{E} [\|\boldsymbol{\theta}(t+1) - \boldsymbol{\theta}^{t,*}\|^2] &\leq \bar{\kappa}_{t_0,t}^{t-t_0+1} \|\boldsymbol{\theta}(t_0) - \boldsymbol{\theta}^{t_0-1,*}\|^2 \\ &+ 3mC_4 \sum_{i=t_0}^t \frac{\bar{\kappa}_{t_0+1,t}^{t-i}}{i+1} + C_3 \sum_{i=1}^{t-t_0+1} \bar{\kappa}_{t_0+1,t}^{i-1}, \text{ when } t_0 > \lfloor m \rfloor. \end{aligned}$$

1) *Proof of Lemma 2:*

$$\begin{aligned} &\|\boldsymbol{\theta}(t) - \boldsymbol{\theta}^{t,*} - \alpha \bar{\mathbf{g}}(t)\|^2 \\ &= \|\boldsymbol{\theta}(t) - \boldsymbol{\theta}^{t,*}\|^2 + \alpha^2 \|\bar{\mathbf{g}}(t)\|^2 - 2\alpha \bar{\mathbf{g}}(t)^\top [\boldsymbol{\theta}(t) - \boldsymbol{\theta}^{t,*}] \\ &\leq \|\boldsymbol{\theta}(t) - \boldsymbol{\theta}^{t,*}\|^2 + \alpha^2 \sum_{k \in \Pi(t)} w_k(t) \|\nabla F_k^t(\boldsymbol{\theta}(t))\|^2 \\ &\quad - 2\alpha \sum_{k \in \Pi(t)} w_k(t) (\boldsymbol{\theta}(t) - \boldsymbol{\theta}^{t,*})^\top \nabla F_k^t(\boldsymbol{\theta}(t)) \\ &\leq \|\boldsymbol{\theta}(t) - \boldsymbol{\theta}^{t,*}\|^2 + 2L\alpha^2 \sum_{k \in \Pi(t)} w_k(t) [F_k^t(\boldsymbol{\theta}(t)) - F_k^{t,*}] \\ &\quad - 2\alpha \sum_{k \in \Pi(t)} w_k(t) [F_k^t(\boldsymbol{\theta}(t)) - F_k^t(\boldsymbol{\theta}^{t,*}) + \frac{\mu}{2} \|\boldsymbol{\theta}(t) - \boldsymbol{\theta}^{t,*}\|^2] \\ &\leq (1 - \mu\alpha) \|\boldsymbol{\theta}(t) - \boldsymbol{\theta}^{t,*}\|^2 + 2L\alpha^2 \sum_{k \in \Pi(t)} w_k(t) [F^{t,*} - F_k^{t,*}] \\ &\quad + 2L\alpha^2 \sum_{k \in \Pi(t)} w_k(t) [F_k^t(\boldsymbol{\theta}(t)) - F_k^{t,*}] \\ &\quad - 2\alpha \sum_{k \in \Pi(t)} w_k(t) [F_k^t(\boldsymbol{\theta}(t)) - F_k^t(\boldsymbol{\theta}^{t,*})] \\ &= (1 - \mu\alpha) \|\boldsymbol{\theta}(t) - \boldsymbol{\theta}^{t,*}\|^2 + 2L\alpha^2 \sum_{k \in \Pi(t)} w_k(t) [F^{t,*} - F_k^{t,*}] \\ &\quad - 2\alpha [1 - L\alpha] \sum_{k \in \Pi(t)} w_k(t) [F_k^t(\boldsymbol{\theta}(t)) - F^{t,*}] \\ &\quad - 2\alpha \sum_{k \in \Pi(t)} w_k(t) [F^{t,*} - F_k^t(\boldsymbol{\theta}^{t,*})] \\ &\leq (1 - \mu\alpha) \|\boldsymbol{\theta}(t) - \boldsymbol{\theta}^{t,*}\|^2 + 2\alpha [1 - L\alpha] \varphi_1 + 2L\alpha^2 \varphi_1 + 2\alpha \varphi_2 \\ &\leq (1 - \mu\alpha) \|\boldsymbol{\theta}(t) - \boldsymbol{\theta}^{t,*}\|^2 + \alpha \Omega, \end{aligned} \tag{47}$$

where (47) is satisfied if  $\alpha < 1/L$ .

2) *Proof of Lemma 3:*

$$\begin{aligned} &\mathbb{E}_{\{\xi_k(t) | k \in \Pi(t)\}} [\|\mathbf{g}(t) - \bar{\mathbf{g}}(t)\|^2] \\ &= \mathbb{E}_{\{\dots\}} \left[ \left\| \sum_{k \in \Pi(t)} w_k(t) \{[\nabla F_k^t(\boldsymbol{\theta}(t)) |_{\xi_k(t)}] - \nabla F_k^t(\boldsymbol{\theta}(t))\} \right\|^2 \right] \\ &\leq \mathbb{E}_{\{\dots\}} \left[ \sum_{k \in \Pi(t)} w_k(t) \|\nabla F_k^t(\boldsymbol{\theta}(t)) |_{\xi_k(t)} - \nabla F_k^t(\boldsymbol{\theta}(t))\|^2 \right] \\ &\leq \sum_{k \in \Pi(t)} w_k(t) [(C_1 - 1) \|\nabla F_k^t(\boldsymbol{\theta}(t))\|^2 + C_2] \\ &\leq C_2 + (C_1 - 1)L^2 \sum_{k \in \Pi(t)} w_k(t) \|\boldsymbol{\theta}(t) - \boldsymbol{\theta}_k^{t,*}\|^2 \\ &\leq C_2 + 2(C_1 - 1)L^2 (\|\boldsymbol{\theta}(t) - \boldsymbol{\theta}^{t,*}\|^2 + \Omega/\mu), \end{aligned}$$

$$\begin{aligned} &\text{since } \sum_{k \in \Pi(t)} w_k(t) \|\boldsymbol{\theta}(t) - \boldsymbol{\theta}_k^{t,*}\|^2 \\ &\leq 2 \sum_{k \in \Pi(t)} w_k(t) (\|\boldsymbol{\theta}(t) - \boldsymbol{\theta}^{t,*}\|^2 + \|\boldsymbol{\theta}^{t,*} - \boldsymbol{\theta}_k^{t,*}\|^2) \\ &\leq 2 \sum_{k \in \Pi(t)} w_k(t) \left[ \|\boldsymbol{\theta}(t) - \boldsymbol{\theta}^{t,*}\|^2 + \frac{2}{\mu} \left( F_k^t(\boldsymbol{\theta}^{t,*}) - F_k^t(\boldsymbol{\theta}_k^{t,*}) \right) \right] \\ &\leq 2 (\|\boldsymbol{\theta}(t) - \boldsymbol{\theta}^{t,*}\|^2 + \Omega/\mu). \end{aligned}$$

G. *Proof of Lemma 1*

A direct calculation gives

$$\begin{aligned} \sum_{i=1}^t \frac{\kappa^{t-i}}{i+1} &= \sum_{i=1}^{\lceil \sqrt{t} \rceil} \frac{\kappa^{t-i}}{i+1} + \sum_{i=\sqrt{t}+1}^t \frac{\kappa^{t-i}}{i+1} \\ &\leq \frac{a_t \kappa^{t-a_t}}{2} + \frac{1}{a_t} \sum_{i=a_t+1}^t \kappa^{t-i} = \frac{a_t \kappa^{t-a_t}}{2} + \frac{\kappa^{-1} - \kappa^{t-a_t-1}}{a_t(\kappa^{-1} - 1)} \rightarrow 0. \end{aligned}$$

(See Theorem 3.20(d) in [53] for the limit  $a_t \kappa^{t-a_t} \rightarrow 0$ .)

## REFERENCES

- [1] C.-H. Hu, Z. Chen, and E. G. Larsson, "Dynamic scheduling for federated edge learning with streaming data," in *2023 IEEE International Conference on Acoustics, Speech, and Signal Processing Workshops (ICASSPW)*, 2023, pp. 1–5.
- [2] B. McMahan, E. Moore, D. Ramage, S. Hampson, and B. A. y Arcas, "Communication-efficient learning of deep networks from decentralized data," in *Artificial Intelligence and Statistics*, 2017, pp. 1273–1282.
- [3] T. Gafni, N. Shlezinger, K. Cohen, Y. C. Eldar, and H. V. Poor, "Federated learning: A signal processing perspective," *IEEE Signal Processing Magazine*, vol. 39, no. 3, pp. 14–41, 2022.
- [4] H. H. Yang, Z. Liu, T. Q. Quek, and H. V. Poor, "Scheduling policies for federated learning in wireless networks," *IEEE Transactions on Communications*, vol. 68, no. 1, pp. 317–333, 2019.
- [5] L. Fu, H. Zhang, G. Gao, M. Zhang, and X. Liu, "Client selection in federated learning: Principles, challenges, and opportunities," *IEEE Internet of Things Journal*, pp. 1–1, 2023.
- [6] S. R. Pandey, L. D. Nguyen, and P. Popovski, "A contribution-based device selection scheme in federated learning," *IEEE Communications Letters*, vol. 26, no. 9, pp. 2057–2061, 2022.
- [7] Z. Qiao, Y. Shen, X. Yu, J. Zhang, S. Song, and K. B. Letaief, "Content-aware client selection for federated learning in wireless networks," in *2022 IEEE International Mediterranean Conference on Communications and Networking (MeditCom)*, 2022, pp. 49–54.
- [8] C.-H. Hu, Z. Chen, and E. G. Larsson, "Scheduling and aggregation design for asynchronous federated learning over wireless networks," *IEEE Journal on Selected Areas in Communications*, pp. 1–1, 2023.
- [9] Y. Sun, S. Zhou, Z. Niu, and D. Gündüz, "Dynamic scheduling for over-the-air federated edge learning with energy constraints," *IEEE Journal on Selected Areas in Communications*, vol. 40, no. 1, pp. 227–242, 2022.
- [10] J. Xu and H. Wang, "Client selection and bandwidth allocation in wireless federated learning networks: A long-term perspective," *IEEE Transactions on Wireless Communications*, vol. 20, no. 2, pp. 1188–1200, 2021.
- [11] K. Guo, Z. Chen, H. H. Yang, and T. Q. S. Quek, "Dynamic scheduling for heterogeneous federated learning in private 5G edge networks," *IEEE Journal of Selected Topics in Signal Processing*, vol. 16, no. 1, pp. 26–40, 2022.
- [12] M. Chen, Z. Yang, W. Saad, C. Yin, H. V. Poor, and S. Cui, "A joint learning and communications framework for federated learning over wireless networks," *IEEE Transactions on Wireless Communications*, vol. 20, no. 1, pp. 269–283, 2021.
- [13] L. Zeng, D. Wen, G. Zhu, C. You, Q. Chen, and Y. Shi, "Joint bandwidth allocation, computation control, and device scheduling for federated learning with energy harvesting devices," in *2022 56th Asilomar Conference on Signals, Systems, and Computers*, 2022, pp. 1164–1168.

- [14] Z. Yang, M. Chen, W. Saad, C. S. Hong, and M. Shikh-Bahaei, "Energy efficient federated learning over wireless communication networks," *IEEE Transactions on Wireless Communications*, 2020.
- [15] Y. Li, Y. Cui, and V. Lau, "Optimization-based GenQSGD for federated edge learning," in *2021 IEEE Global Communications Conference (GLOBECOM)*, 2021, pp. 1–6.
- [16] A. Albaseer, M. Abdallah, A. Al-Fuqaha, and A. Erbad, "Fine-grained data selection for improved energy efficiency of federated edge learning," *IEEE Transactions on Network Science and Engineering*, vol. 9, no. 5, pp. 3258–3271, 2022.
- [17] C. Battiloro, P. Di Lorenzo, M. Merluzzi, and S. Barbarossa, "Lyapunov-based optimization of edge resources for energy-efficient adaptive federated learning," *IEEE Transactions on Green Communications and Networking*, vol. 7, no. 1, pp. 265–280, 2023.
- [18] P. S. Bouzinis, P. D. Diamantoulakis, and G. K. Karagiannidis, "Wireless quantized federated learning: A joint computation and communication design," 2022. [Online]. Available: <https://arxiv.org/abs/2203.05878>
- [19] B. Luo, X. Li, S. Wang, J. Huang, and L. Tassiulas, "Cost-effective federated learning in mobile edge networks," *IEEE Journal on Selected Areas in Communications*, vol. 39, no. 12, pp. 3606–3621, 2021.
- [20] S. Wan, J. Lu, P. Fan, Y. Shao, C. Peng, and K. B. Letaief, "Convergence analysis and system design for federated learning over wireless networks," *IEEE Journal on Selected Areas in Communications*, vol. 39, no. 12, pp. 3622–3639, 2021.
- [21] D. Nickel, F. P.-C. Lin, S. Hosseinalipour, N. Michelusi, and C. G. Brinton, "Resource-efficient and delay-aware federated learning design under edge heterogeneity," in *2022 IEEE International Conference on Communications Workshops (ICC Workshops)*, 2022, pp. 43–48.
- [22] J. Zheng, K. Li, E. Tovar, and M. Guizani, "Federated learning for energy-balanced client selection in mobile edge computing," in *2021 International Wireless Communications and Mobile Computing (IWCMC)*, 2021, pp. 1942–1947.
- [23] Y. Ji, X. Zhong, Z. Kou, S. Zhang, H. Li, and Y. Yang, "Efficiency-boosting federated learning in wireless networks: A long-term perspective," *IEEE Transactions on Vehicular Technology*, vol. 72, no. 7, pp. 9434–9447, 2023.
- [24] J. Kim, D. Kim, J. Lee, and J. Hwang, "A novel joint dataset and computation management scheme for energy-efficient federated learning in mobile edge computing," *IEEE Wireless Communications Letters*, vol. 11, no. 5, pp. 898–902, 2022.
- [25] R. Jin, X. He, and H. Dai, "Communication efficient federated learning with energy awareness over wireless networks," *IEEE Transactions on Wireless Communications*, vol. 21, no. 7, pp. 5204–5219, 2022.
- [26] L. Yu, R. Albelaihi, X. Sun, N. Ansari, and M. Devetsikiotis, "Jointly optimizing client selection and resource management in wireless federated learning for Internet of Things," *IEEE Internet of Things Journal*, vol. 9, no. 6, pp. 4385–4395, 2022.
- [27] C. Peng, Q. Hu, Z. Wang, R. W. Liu, and Z. Xiong, "Online-learning-based fast-convergent and energy-efficient device selection in federated edge learning," *IEEE Internet of Things Journal*, vol. 10, no. 6, pp. 5571–5582, 2023.
- [28] Q. Zeng, Y. Du, K. Huang, and K. K. Leung, "Energy-efficient radio resource allocation for federated edge learning," in *2020 IEEE International Conference on Communications Workshops (ICC Workshops)*, 2020, pp. 1–6.
- [29] J. M. B. da Silva, K. Ntougias, I. Krikidis, G. Fodor, and C. Fischione, "Simultaneous wireless information and power transfer for federated learning," in *2021 IEEE 22nd International Workshop on Signal Processing Advances in Wireless Communications (SPAWC)*, 2021, pp. 296–300.
- [30] Q. Chen, Z. You, D. Wen, and Z. Zhang, "Enhanced hybrid hierarchical federated edge learning over heterogeneous networks," *IEEE Transactions on Vehicular Technology*, vol. 72, no. 11, pp. 14 601–14 614, 2023.
- [31] J. Feng, W. Zhang, Q. Pei, J. Wu, and X. Lin, "Heterogeneous computation and resource allocation for wireless powered federated edge learning systems," *IEEE Transactions on Communications*, vol. 70, no. 5, pp. 3220–3233, 2022.
- [32] S. Zheng, C. Shen, and X. Chen, "Design and analysis of uplink and downlink communications for federated learning," *IEEE Journal on Selected Areas in Communications*, vol. 39, no. 7, pp. 2150–2167, 2021.
- [33] Y. Sun, S. Zhou, and D. Gündüz, "Energy-aware analog aggregation for federated learning with redundant data," in *2020 IEEE International Conference on Communications (ICC)*, 2020, pp. 1–7.
- [34] A. Salh, R. Ngah, L. Audah, K. S. Kim, Q. Abdullah, Y. M. Al-Moliki, K. A. Aljaloud, and H. N. Talib, "Energy-efficient federated learning with resource allocation for green IoT edge intelligence in B5G," *IEEE Access*, vol. 11, pp. 16 353–16 367, 2023.
- [35] M. H. Mahmoud, A. Albaseer, M. Abdallah, and N. Al-Dhahir, "Federated learning resource optimization and client selection for total energy minimization under outage, latency, and bandwidth constraints with partial or no CSI," *IEEE Open Journal of the Communications Society*, vol. 4, pp. 936–953, 2023.
- [36] Y. Chen, Y. Ning, M. Slawski, and H. Rangwala, "Asynchronous online federated learning for edge devices with non-iid data," in *2020 IEEE International Conference on Big Data (Big Data)*. IEEE, 2020, pp. 15–24.
- [37] G. Damaskinos, R. Guerraoui, A.-M. Kermarrec, V. Nitu, R. Patra, and F. Taiani, "Fleet: Online federated learning via staleness awareness and performance prediction," *ACM Trans. Intell. Syst. Technol.*, vol. 13, no. 5, sep 2022. [Online]. Available: <https://doi.org/10.1145/3527621>
- [38] A. Mitra, H. Hassani, and G. J. Pappas, "Online federated learning," in *2021 60th IEEE Conference on Decision and Control (CDC)*, 2021, pp. 4083–4090.
- [39] E. Jothimurugesan, K. Hsieh, J. Wang, G. Joshi, and P. B. Gibbons, "Federated learning under distributed concept drift," in *International Conference on Artificial Intelligence and Statistics*. PMLR, 2023, pp. 5834–5853.
- [40] Y. Jin, L. Jiao, Z. Qian, S. Zhang, and S. Lu, "Budget-aware online control of edge federated learning on streaming data with stochastic inputs," *IEEE Journal on Selected Areas in Communications*, vol. 39, no. 12, pp. 3704–3722, 2021.
- [41] W. Liu, X. Zhang, J. Duan, C. Joe-Wong, Z. Zhou, and X. Chen, "Dynamite: Dynamic interplay of mini-batch size and aggregation frequency for federated learning with static and streaming dataset," *IEEE Transactions on Mobile Computing*, pp. 1–16, 2023.
- [42] C. Wang, B. Hu, and H. Wu, "Energy minimization for federated asynchronous learning on battery-powered mobile devices via application co-running," in *2022 IEEE 42nd International Conference on Distributed Computing Systems (ICDCS)*, 2022, pp. 939–949.
- [43] A. Simonetto, E. Dall'Anese, S. Paternain, G. Leus, and G. B. Giannakis, "Time-varying convex optimization: Time-structured algorithms and applications," *Proceedings of the IEEE*, vol. 108, no. 11, pp. 2032–2048, 2020.
- [44] S. Sun, J. Xu, and W. Ren, "Distributed continuous-time algorithms for time-varying constrained convex optimization," *IEEE Transactions on Automatic Control*, vol. 68, no. 7, pp. 3931–3946, 2023.
- [45] E. G. Larsson and O. Gustafsson, "The impact of dynamic voltage and frequency scaling on multicore DSP algorithm design [Exploratory DSP]," *IEEE Signal Processing Magazine*, vol. 28, no. 3, pp. 127–144, 2011.
- [46] M. J. Neely, "Stochastic network optimization with application to communication and queueing systems," *Synthesis Lectures on Communication Networks*, vol. 3, no. 1, pp. 1–211, 2010.
- [47] S. Boyd and L. Vandenberghe, *Convex optimization*. Cambridge university press, 2004.
- [48] L. Bottou, F. E. Curtis, and J. Nocedal, "Optimization methods for large-scale machine learning," *SIAM Review*, vol. 60, no. 2, pp. 223–311, 2018. [Online]. Available: <https://doi.org/10.1137/16M1080173>
- [49] Y. LeCun and C. Cortes, "MNIST handwritten digit database," 2010. [Online]. Available: <http://yann.lecun.com/exdb/mnist/>
- [50] A. Krizhevsky, "Learning multiple layers of features from tiny images," Tech. Rep., 2009.
- [51] Y. Nesterov, *Lectures on Convex Optimization*, 2nd ed. Springer Publishing Company, Incorporated, 2018.
- [52] X. Li, K. Huang, W. Yang, S. Wang, and Z. Zhang, "On the convergence of fedavg on non-iid data," in *International Conference on Learning Representations*, 2020. [Online]. Available: <https://openreview.net/forum?id=HJxNAnVtDS>
- [53] W. Rudin, *Principles of Mathematical Analysis*, ser. International series in pure and applied mathematics. McGraw-Hill, 1964.