
 **xFinder: Robust and Pinpoint Answer Extraction for Large Language Models**

**Qingchen Yu^{1, *} Zifan Zheng^{1, *} Shichao Song^{2, *} Zhiyu Li^{1, †}
Feiyu Xiong¹ Bo Tang¹ Ding Chen¹**

¹Institute for Advanced Algorithms Research, Shanghai

²Renmin University of China

Abstract

The continuous advancement of large language models (LLMs) has brought increasing attention to the critical issue of developing fair and reliable methods for evaluating their performance. Particularly, the emergence of subjective or non-subjective cheating phenomena, such as test set leakage and prompt format overfitting, poses significant challenges to the reliable evaluation of LLMs. Since evaluation frameworks often utilize Regular Expression (RegEx) for answer extraction, some models may adjust their responses to comply with specific formats that are easily extractable by RegEx. Nevertheless, the key answer extraction module based on RegEx frequently suffers from extraction errors. This paper conducts a comprehensive analysis of the entire LLM evaluation chain, demonstrating that optimizing the key answer extraction module can improve extraction accuracy, reduce LLMs’ reliance on specific answer formats, and enhance the reliability of LLM evaluation. To address these issues, we propose xFinder, a model specifically designed for key answer extraction. As part of this process, we create a specialized dataset, the **Key Answer Finder (KAF)** dataset, to ensure effective model training and evaluation. Through generalization testing and evaluation in real-world scenarios, the results demonstrate that the smallest xFinder model with only 500 million parameters achieves an average answer extraction accuracy of 93.42%. In contrast, RegEx accuracy in the best evaluation framework is 74.38%. xFinder exhibits stronger robustness and higher accuracy compared to existing evaluation frameworks. All resources for xFinder are available at <https://github.com/IAAR-Shanghai/xFinder>.

1 Introduction

Large language models (LLMs) have seen rapid advancements in recent years [1, 2]. To explore the strengths, weaknesses, and differences of various LLMs, numerous researchers have introduced a variety of evaluation benchmarks aimed at evaluating the performance of LLMs across various dimensions [3–6]. Furthermore, to facilitate comparisons of different LLMs on these benchmarks, several institutions have developed unified LLM evaluation frameworks, such as LM Eval Harness¹ [8] and OpenCompass [9]. These frameworks are capable of uniformly evaluating LLM in reasoning, text generation, and domain-specific knowledge.

Despite the widespread application of the aforementioned evaluation benchmarks and frameworks, some researchers have raised concerns about the fairness and reliability of current LLM evaluation

*Equal contribution.

†Corresponding author: lizy@iaar.ac.cn

¹LM Eval Harness is the backend for Hugging Face’s popular Open LLM Leaderboard [7].

efforts [10, 11]. For instance, the benchmarks may suffer from data contamination and leakage in their test sets [12, 13]. Furthermore, a systematic review has revealed multiple unreliabilities at various stages of the existing evaluation pipeline, as illustrated in Figure 1.

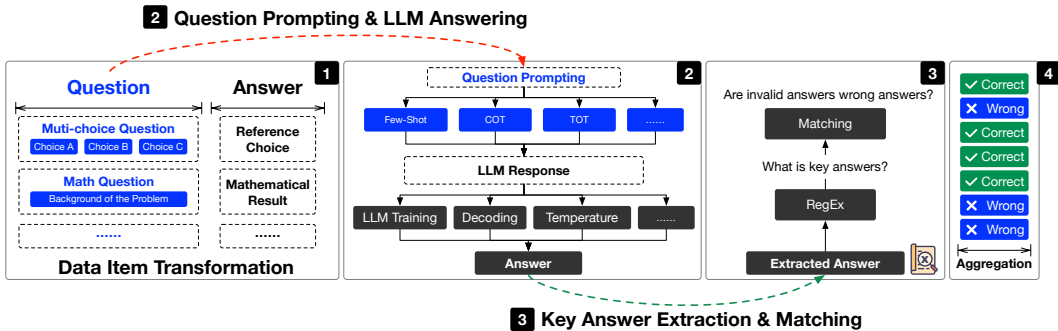


Figure 1: Typical LLM Evaluation Pipeline.

Data Item Transformation Given the uncertainty of LLM output content, evaluation frameworks often transform datasets to achieve uniform evaluation across different tasks. For example, they may convert datasets into the Multiple-Choice Question-Answer (MCQA) with alphabet options. However, it has been shown that for some tasks, the evaluation results under this MCQA form with alphabet options may differ from those under the open-ended setting [14].

Question Prompting and LLM Answering Various institutions may employ different configurations (such as temperature settings, decoding strategies, etc.) and prompts when evaluating LLMs. LLMs are highly sensitive to these settings [12]. Even minor modifications (such as changing the case of letters in options or adding extra spaces) can significantly alter the model’s responses [14–18], thus affecting the fairness of the evaluation outcomes. Moreover, while employing consistent prompts may ensure a degree of fairness, uniform prompts may not suit all LLMs, potentially contradicting the initial intent of evaluating the models’ inherent capabilities.

Key Answer Extraction and Matching Current evaluation frameworks predominantly rely on Regular Expression (RegEx) to extract answers from model outputs. For example, they may select content following phrases like "The answer is" as the key response. However, many LLMs fail to generate standardized answers [19], which complicates the extraction of key answers from their outputs. Figure 2 illustrates instances where current evaluation frameworks failed to extract responses correctly. There are two primary scenarios where regular rules fail to extract answers: first, when the model does not produce a relevant response to the evaluation question, and second, when the model’s response does not conform to standards. In the first scenario, it is unreasonable to classify a model’s failure to provide a relevant response as an error, as the evaluation aims to measure the model’s knowledge comprehension and reasoning capabilities, not merely its instruction-following ability. In the second scenario, although the LLM’s response effectively addresses the question, the response’s non-standard format impedes correct extraction using RegEx, resulting in ‘false judgments’.

Consequently, existing LLM evaluation practices still face numerous deficiencies in terms of fairness and reliability. How to conduct reliable evaluations has become an urgent issue in the field of LLMs. For extracting and matching key answers, the most effective and reliable methods involve using advanced LLMs (such as GPT-4) alongside manual evaluation [20]. However, due to time and financial constraints, these methods are seldom applied in practical evaluations. As a result, some initiatives have developed models, known as Judge models, through fine-tuning strategies to automatically determine the correctness of LLM responses [21, 22]. Unfortunately, these methods significantly lag behind advanced LLMs or manual evaluation in terms of generalizability.

To address the conflict between fairness and cost, we propose xFinder, a novel evaluation component designed to replace the answer extraction phase of existing frameworks. We have optimized the logic for matching extraction results, thereby enhancing the reliability of evaluations. The core of xFinder involves constructing a large-scale LLM response evaluation dataset and proposing a

Question	LLM Response	Answer
A Which pair don't reproduce the same way? Answer choices: (A) ... they have similar way. (B) ... (C) ... (D) ...	(A) ... they have similar way. (B) ... (C) ... (D) ... So the correct answer is (B)	Extracted by LM Eval A RegEx is affected by interference from other content in the response.
T ... Which would be the product of a reaction between these two elements? Answer Choices: Al_{2}O / Al_{2}O_{3} / ...	The answer is Al_{2}O_{3}.	Extracted by LM Eval Al_{2}O A flaw in the design of the RegEx pattern leads to incomplete extraction.
C Classify the text below: ... Candidate category: World, ..., Sports, ...	The answer is World / Sports.	Extracted by OpenCompass World The response chooses multiple answers and should be extracted as [No valid answer].
M John buys 2 pairs of shoes for each of his 3 children. They cost \$60 each. How much did he pay?	The answer is \$720. ... Therefore, the total amount John paid is \$360. Sorry I made a mistake, the answer should be \$360.	Extracted by LM Eval \$720 RegEx ignores the logic in the response and does not capture the corrected answer.

Figure 2: Cases where LM Eval Harness and OpenCompass fail in extracting key answers. A/T/C/M stands for tasks with alphabet / short text / categorical label / math options, respectively.

high-precision, low-parameter model based on this dataset to serve as the evaluator. By replacing the existing RegEx-based answer evaluation methods, xFinder can evaluate LLM outputs more accurately and efficiently, further enhancing the reliability of LLM evaluations.

To construct xFinder, we initially created the **Key Answer Finder (KAF)** Dataset. The training set is used to fine-tune xFinder, and we successfully fine-tuned 19 LLMs of varying sizes, all of which performed well on both the test and generalization sets. For instance, on the testing set, xFinder-qwen1505 achieved an average extraction accuracy of 96.88%. To ensure the generalizability of xFinder, we constructed a generalization set using outputs from various models on different tasks beyond the original KAF dataset. xFinder-qwen1505 achieved an average extraction accuracy of 93.42% on this dataset, demonstrating the model’s substantial generalizability. Finally, to ensure consistent experimental settings, we utilized xFinder and the traditional evaluation framework’s RegEx answer extraction module to assess 10 LLMs on a common set of evaluation tasks under real-world conditions, subsequently ranking the 10 LLMs’ performance. We found that the RegEx-based key answer extraction components in existing frameworks often fail to extract answers correctly or at all. Moreover, rankings produced by different evaluation frameworks show significant inconsistencies. In contrast, our fine-tuned xFinder models of various sizes achieved high consistency in LLM rankings, demonstrating greater stability in the evaluation results.

We summarize our primary contributions as follows:

- We provide a comprehensive review of LLM evaluation processes in the industry, identifying critical factors that can lead to unreliable evaluation results.
- We introduce xFinder, a model specifically designed for key answer extraction. The KAF dataset supports its effective training and evaluation.
- In our extensive experiments, we demonstrate that RegEx-based evaluation methods are unreliable, while our xFinder model significantly improves reliability.

2 Related Work

From the perspective of LLM capabilities, current evaluations can be categorized into knowledge and capability evaluations [23], vertical domain evaluations [24], and alignment and safety evaluations [25, 26]. When considering the types of questions in benchmark datasets, evaluations can be divided into objective questions (such as multiple-choice, classification, mathematical questions, fill-in-the-blank, etc.) and subjective questions (such as summarization, text continuation, open-ended questions, and code generation). For objective questions, metrics like accuracy and F1-score are widely used. These metrics rely on the ability to exactly match the LLM’s output with the correct answer.

Currently, many popular unified LLM evaluation frameworks exist, including LM Eval Harness [8], OpenCompass [9], OpenAI Evals [27], and UltraEval [28]. When using objective question datasets to evaluate LLMs, these frameworks first conduct data item transformation, converting classification

and fill-in-the-blank questions into multiple-choice questions. They then extract and match key answers using RegEx methods. This process either involves literally extracting the option letters for text response evaluation or extracting the probabilities of different option letters during generation for first-token evaluation. However, both methods have notable drawbacks when evaluating objective questions. In text response evaluation, inaccurately extracting the key answer from the LLM’s response can lead to incorrect evaluation results. On the other hand, first-token evaluation may not accurately reflect the LLM’s intended answer, as it overlooks the LLM’s reasoning process [29].

In addition to RegEx-based answer extraction, recent research has increasingly focused on fine-tuning LLMs for evaluation, known as LM-based methods. Specifically, these methods include training evaluation models to select the better response to the same question (Pairwise Selection) [21, 22, 30] and training evaluation models to score a given question directly, response, and reference (Pointwise Grading) [31, 30, 32]. However, these methods have significant drawbacks. The current prompt and fine-tuning dataset designs often result in evaluation LLMs with poor generalization, making them difficult to compare with strong LLMs like GPT-4 [33, 20].

Recently, the concept of reliable evaluation has been proposed². This concept aims to more scientifically assess the authenticity of content generated by LLMs and the potential risks to information systems [34]. However, systematic research and efforts to improve reliable evaluation are still lacking. To the best of our knowledge, our work is the first to conduct a systematic study in this area.

3 Problem Definition

The existing methods described in Section 2 aim to align the scores assigned by evaluation models with human-expected scores. In other words, these methods strive to ensure that the evaluation model’s judgments of LLM outputs match human judgments. Since scoring is subjective, unlike the objective determination of correctness, these methods are more suitable for open-ended tasks like text translation and summarization. In contrast, our method aims to align xFinder’s extraction of key answers from LLM outputs with the key answers expected by humans. Fundamentally, this method is more suitable for tasks with deterministic answers such as multiple-choice questions and mathematical problems. We define the key answer extraction task as follows:

Let \mathcal{D} denote an evaluation dataset consisting of triplets: a question, a set of options, and the correct answer, as shown in Equation 1. Here, q denotes the question, \mathcal{C} denotes the set of options, and a denotes the correct answer. Let Σ be the set of all tokens, and \mathcal{P} the power set.

$$\mathcal{D} \subset \{(q, \mathcal{C}, a) \mid q \in \Sigma^*, a \in \Sigma^*, \mathcal{C} \in \mathcal{P}(\Sigma^*)\} \quad (1)$$

Each data point (q, \mathcal{C}, a) in \mathcal{D} is fed into the LLM, producing an output y , as shown in Equation 2:

$$y = \text{LLM}(q, \mathcal{C}, a) \quad (2)$$

If a unique substring in y can be identified as one of the three types—Direct, Prompt wrapped, or Converted question wrapped—then this substring is considered the Key Answer Sentence s . Intuitively, s is a sentence that contains the final answer to the question q . The definitions of these three types and their corresponding sets are as follows:

Direct This refers to s directly providing the final answer. Its corresponding set is specifically defined as shown in Equation 3. Here, $\tau : \Sigma^* \rightarrow \mathcal{P}(\Sigma^*)$ denotes the function for synonym transformation, such as $\tau(\text{Option A}) = \{\text{A}, \text{The First Option}, \langle \text{corresponding content of the option} \rangle, \dots\}$.

Prompt wrapped Here, s consists of relevant prompts combined with the final answer, as detailed in Equation 4. The subset $\mathcal{F} \subset \mathcal{P}(\Sigma^*)$ represents a collection of prompts guiding to the answer, where the placeholder $\langle \text{final answer} \rangle$ indicates the position of the final answer. The expression $s \circ f$ denotes the new sentence formed by replacing the $\langle \text{final answer} \rangle$ token in f with s .

Converted question wrapped In this approach, s consists of the original question q converted into a declarative statement, combined with the final answer. The corresponding set is specified in Equation 5. The function $\zeta : \Sigma^* \rightarrow \Sigma^*$ represents the statement conversion function, which

²<https://sites.google.com/view/real-info2024/overview>

transforms q into its declarative form and identifies the position of the placeholder. For example, $\zeta(\text{What is the age of Mark 10 years later?}) = \text{Mark will be } \langle \text{final answer} \rangle \text{ years old in 10 years.}$

Particularly, when multiple substrings meet the criteria, it is necessary to determine if a Chain of Thought (CoT) process³ exists within y . If a CoT process is present in y , s is defined as the unique substring that meets the criteria and appears after the CoT process in y . If no CoT process is present, s does not exist in y .

$$\mathcal{S}_1 = \{c, \tau(c) \mid c \in \mathcal{C}\} \quad (3)$$

$$\mathcal{S}_2 = \{s \circ f \mid s \in \mathcal{S}_1, f \in \mathcal{F}\} \quad (4)$$

$$\mathcal{S}_3 = \{s \circ x \mid s \in \mathcal{S}_1, x \in \zeta(q)\} \quad (5)$$

The definition of the key answer k is divided into two scenarios:

1. If s does not exist, k is set to [No valid answer];
2. If s exists, k is the option within the set \mathcal{C} that best corresponds to what is described by s , as defined in Equation 6:

$$\exists k \in \mathcal{C}, \text{ s.t. } \exists x \in \{k, \tau(k)\}, x \subset s \quad (6)$$

4 Methodology

To effectively fine-tune xFinder, a high-quality dataset is essential. To our knowledge, there is currently no dedicated dataset for Key Answer Extraction. In this section, we will detail the implementation process of xFinder, including the construction of the KAF dataset and the training of xFinder, as illustrated in Figure 3. The KAF dataset encompasses a variety of evaluation tasks, including questions, optional answer ranges, LLM responses to the questions, and the extracted key answers. This dataset is divided into three segments: a training set, a test set, and a generalization set, which are used for fine-tuning, testing, and assessing xFinder’s performance, respectively. The training set comprises 26,900 samples, the test set includes 4,961 samples, and the generalization set contains 4,482 samples. For more detailed information, please refer to the Appendix B.1. Section 4.1 details the process of LLM response collection, Section 4.2 describes our method and workflow for annotating key answers in the LLM-generated content, and Section 4.3 elaborates on our detailed approach to training xFinder.

4.1 LLM Response Generation

As shown in the first part of Figure 3, we initially generate question-response pairs using different LLMs across multiple datasets. Currently, the tasks for evaluating LLM performance are quite diverse. We investigated the leading LLM benchmarks and evaluation reports to cover a wide range of popular evaluation tasks. Ultimately, we selected 18 typical evaluation task datasets, with detailed information provided in Appendix A.1. We categorized these tasks into four types, each with similar option formats, which serve as prompts to induce the LLMs to generate varied responses (as shown in the left boxes in Figure 2): (1) Alphabet option tasks. By referring to the design of mainstream evaluation rankings, these tasks are formatted as alphabet options, where each task aims to select the single correct option from multiple possibilities (i.e., A, B, C, D, etc.). (2) Short text option tasks. The requirement for the model to correctly map letters to option texts can affect the assessment of the model’s true capabilities [36]. Therefore, we designed tasks with key answer types as short texts in the form of alphabet options, where the goal is to select the single correct short text from multiple short texts. (3) Categorical label tasks. For traditional classification tasks (e.g., sentiment classification, topic classification, entity classification), we retained their original format, using the labels themselves as options. (4) Math option tasks. Given the output types of mathematical tasks, which could be integers, decimals, or even LaTeX code, we categorized them separately.

³CoT (Chain of Thought [35]) refers to the process of progressively reasoning through q to arrive at the final result.

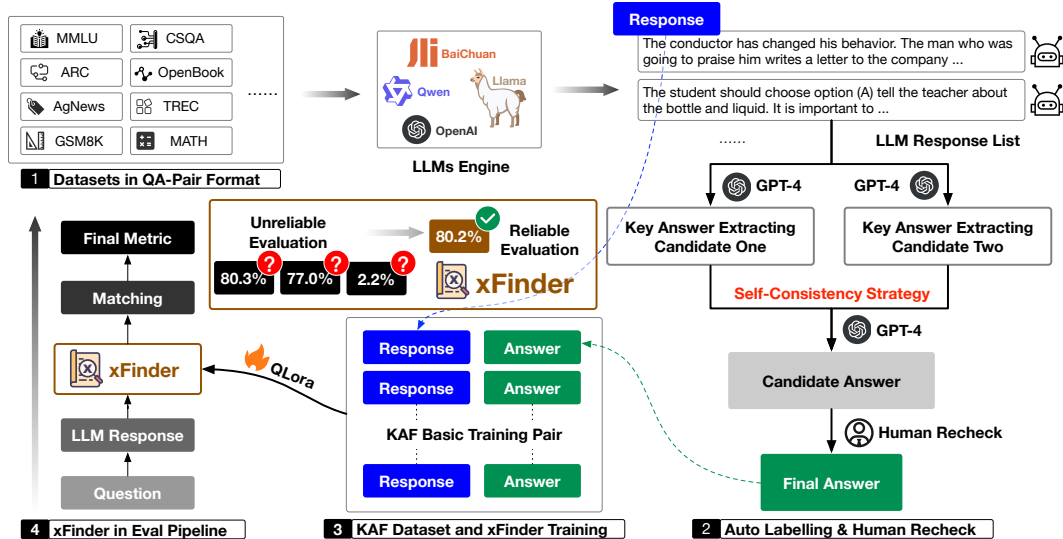


Figure 3: Schematic of the research framework. The first three stages correspond to Sections 4.1, 4.2, and 4.3 respectively; the final stage illustrates the replacement of RegEx with xFinder in the current evaluation pipeline. The experiments in Section 5.2 demonstrate the efficacy of our approach within this pipeline. Note: The percentages 80.3%, 77.0%, and 2.2% in the center of the figure around 'unreliable evaluation' indicate results from the Llama3-8B-Instruct on the GSM8K benchmark using RegEx evaluation via the LM Eval Harness, OpenCompass, and UltraEval frameworks, respectively, while our method achieves a reliable result of 80.2%.

To further enhance the heterogeneity and richness of the dataset, we have primarily designed eight types of prompt configurations to elicit diverse responses from the LLMs. These configurations include 0-shot(-restrict⁴), 0-shot-cot(-restrict), 5-shot(-restrict), and 5-shot-cot(-restrict). Specific examples of these prompts are provided in Appendix F.1.

For generating responses, it is crucial to capture a wide range of output content, given that LLMs of different series and sizes exhibit varied reasoning processes and may provide different answers to the same question. Consequently, we utilized 10 distinct LLMs for this purpose. Specific details on these models can be found in Appendix A.2.

It is important to note that the KAF dataset's training and test sets consist of Question-Response Pairs generated by 10 LLMs across 8 evaluation tasks. To ensure the validity and fairness of the generalization evaluation, the Question-Response Pairs used in the generalization set are derived from responses by 8 LLMs on 11 entirely new evaluation tasks.

4.2 Auto Labelling and Human Recheck

The foundation of constructing the KAF dataset is the extraction of the key answer k from the LLM response y , which is then used as the label. We employed distinct annotation strategies for the training, test, and generalization sets. For the training set, to improve the efficiency of the annotation process, a semi-automated procedure was adopted. This involved generating two sets of annotations from GPT-4 using varied prompts F.2. Utilizing the Self-Consistency strategy [37], items with discrepancies between the two annotation rounds, along with all mathematics questions, were consolidated for manual re-annotation using Label Studio [38]. To ensure the validity and reliability of the test and generalization sets, all labels needed to be accurate, necessitating two rounds of manual annotation for these datasets. Detailed information about the annotation methods can be found in Appendix B.2.

⁴-restrict indicates that the prompt ends with the sentence "End your final answer with 'The answer is <answer>.'" to standardize the LLM's response format.

4.3 Training xFinder

According to the definition of key answer extraction outlined in Section 3, our goal is to fine-tune xFinder to precisely locate s within y and accurately extract k from s . The training input for xFinder includes the question q , the LLM response y , the key answer type, and the answer range, while the output is the key answer k .

During the training process, we primarily utilized the XTuner [39] tool developed by the InternLM team for fine-tuning. To fully exploit the instruction-following potential of xFinder, we meticulously crafted prompts as demonstrated in Appendix F.3. Additionally, to enhance the generalization capability of xFinder, we implemented data augmentation on the KAF training set, which included:

- Simulating LLM responses to alphabet option questions. We randomly selected 50% of the alphabet option questions from the KAF training set and altered their answer choices by either adding one or two options or removing one option with equal probability.
- Enriching the variety of prompt forms in Prompt wrapped key answer sentences. From the LLM responses in the KAF training set that contained wrapped key answer sentences, we extracted 10% and substituted the f with other elements from \mathcal{F} , such as replacing "The final answer is A" with "Based on the context of the question, A is the most likely answer."

5 Experiments

In this section, we initially fine-tuned 19 LLMs with parameter sizes ranging from 0.5B to 8B using the KAF training set. We compared their accuracy in extracting key answers on both the KAF test and generalization sets against the mainstream evaluation frameworks using RegEx methods. Subsequently, we evaluated the performance of 10 LLMs on 14 evaluation task datasets using xFinder-qwen1505, xFinder-llama38it, and the current mainstream evaluation frameworks, analyzing differences in evaluation results.

5.1 Extraction Accuracy: xFinder vs. RegEx

Results on KAF test set We employed the QLoRA method from the XTuner framework [39] [40] for fine-tuning the foundation models, with specific tuning parameters detailed in Appendix C. To assess the efficacy of xFinder, we conducted tests using the KAF test set. We set the current mainstream frameworks—OpenCompass, LM Eval Harness, and UltraEval—with their RegEX extraction modules as baselines. The comparison metric is extraction accuracy, defined as the proportion of correctly extracted key answers relative to the dataset size. Partial results are presented in Table 1; for complete experimental results, refer to Table 18 in Appendix D.1.

	alphabet option	short text	categorical label	math	Overall
OpenCompass	0.8098	/	/	0.7481	0.7937
LM Eval Harness	0.8500	0.7540	0.8208	0.7496	0.8113
UltraEval	0.6057	/	/	0.4766	0.5722
xFinder-qwen1505	0.9735	0.9683	0.9805	0.9276	0.9688
xFinder-qwen1518	0.9735	0.9781	0.9755	0.9457	0.9712
xFinder-gemma7	0.9751	0.9805	0.9736	0.9367	0.9704
xFinder-chatglm36base	0.9735	0.9793	0.9730	0.9291	0.9684
xFinder-llama38	0.9698	0.9829	0.9692	0.9276	0.9661

Table 1: Comparison of Extraction Accuracy on KAF Test Set: Mainstream Frameworks vs. xFinder Models. Specifically, xFinder-qwen1505, xFinder-qwen1518, xFinder-gemma7, xFinder-chatglm36base, and xFinder-llama38 are models fine-tuned using the KAF training set on Qwen1.5-0.5B, Qwen1.5-1.8B, Gemma-7B, ChatGLM3-6B-base, and Llama-8B, respectively.

It is evident that the xFinder models, fine-tuned using the KAF training set, are highly effective. Furthermore, despite a 16-fold difference in the parameter sizes of the models, the variation in extraction accuracy does not exceed 0.5%. This implies the high quality of the KAF dataset we constructed.

Results on KAF generalization set To further explore xFinder’s extraction capabilities on not-seen tasks, we conducted tests using the KAF generalization set. Specific results are shown in Table 5.1.

Only two xFinder models are displayed here for brevity, but the complete experimental results can be found in Table 19 of Appendix D.1. The results indicate that xFinder maintains a high level of extraction accuracy on the generalization set. In contrast, mainstream regular expression extractors perform poorly⁵, especially in extracting key answers for mathematical problems. Even GPT-4 struggles to extract key answers from complex and varied LLM responses accurately.

	alphabet option	short text	categorical label	math	Overall	Δ_{acc}	Δ_{acc}/N
OpenCompass	0.7750	/	/	0.6813	0.7438	/	/
LM Eval Harness	0.6594	0.7484	0.8381	0.2094	0.6780	/	/
UltraEval	0.5945	/	/	0.1781	0.3978	/	/
GPT-4	0.6578	0.8046	0.6706	0.6703	0.6957	/	/
xFinder-qwen1505	0.9477	0.9335	0.9281	0.9234	0.9342	0.0277	0.0554
xFinder-llama38it	0.9547	0.9428	0.9537	0.9547	0.9518	0.0453	0.0057

Table 2: Comparison of Extraction Accuracy on KAF Generalization Set: Mainstream Frameworks, GPT-4, and xFinder Models. Specifically, xFinder-qwen1505 and xFinder-llama38it represent models fine-tuned with the KAF dataset on Qwen1.5-0.5B and Llama3-8b-instruct, respectively.

5.2 Evaluation in Real-World Scenarios

The experiments conclusively demonstrate that xFinder plays a critical role within evaluation frameworks. Next, we will use xFinder for automated evaluations in real-world evaluation tasks instead of only inspecting the extraction accuracy. To balance evaluation efficiency and quality, we calculated two metrics for all xFinder models on the KAF Generalization Set: Δ_{acc} and Δ_{acc}/N (where N is the parameter size of the LLM, measured in billions). Based on these metrics, xFinder-qwen1505 (with the highest Δ_{acc}/N) and xFinder-llama38it (with the highest Δ_{acc}) were selected. Here, Δ_{acc} represents the difference in extraction accuracy on the KAF Generalization Set between the current xFinder and the lowest extraction accuracy among the 19 xFinder models. For specific results, refer to Table 19 in Appendix D.1.

We evaluated the performance of 10 LLMs across 14 mainstream evaluation tasks using xFinder-qwen1505 and xFinder-llama38it, along with regular extraction methods based on OpenCompass, LM Eval Harness, and UltraEval. The comprehensive scoring results are provided in Appendix D.2.

Setup Currently, the parameter settings for each evaluation framework differ significantly, including preprocessing methods for task datasets, prompt template configurations, and hyperparameter settings for the models being tested. Therefore, to compare the performance of our xFinder extraction method with RegEx methods on these frameworks, we replicated only the RegEx methods on each framework and ensured consistency in other settings. This primarily included: (1) applying uniform preprocessing to the task datasets; (2) employing a consistent zero-shot approach for all evaluation tasks, with specific prompts detailed in Appendix F.1; and (3) selecting the following LLMs for comprehensive evaluation: Phi-2, Baichuan series, Gemma series, Llama series, InternLM series, and Qwen series. Additionally, to ensure the stability of experimental results and maintain consistency in parameter settings across different LLMs, we set the temperature to 0, top_p to 0.9, and top_k to 5.

Results and Analysis Figure 4 illustrates the ranking changes of LLMs across four tasks based on evaluation results extracted from different frameworks. Additional chart results can be found in Appendix E. From the analysis, we can derive the following insights:

RQ1: Are existing evaluation frameworks reliable? The graph reveals significant discrepancies in the rankings of LLMs obtained using different evaluation frameworks. For instance, in the CommonsenseQA (alphabet) task, InternLM2-1.8B-Chat ranks first in UltraEval but only fifth in OpenCompass. Such disparities in rankings indicate the unreliability of RegEx methods within current mainstream evaluation frameworks, potentially affecting model evaluation and ranking.

RQ2: Is xFinder reliable? Firstly, by comparing our presented checkpoints, xFinder-qwen1505 and xFinder-llama38it, we observe relatively consistent rankings of LLMs across different base models

⁵Here, the extraction accuracy of OpenCompass, LM Eval Harness, and UltraEval has significantly decreased compared to Table 1. This is because the LLM responses in the KAF test set are generated from restricted prompts, making it easier for regular expressions to extract the key answer; however, the responses in the KAF generalization set are generated from non-restricted prompts.

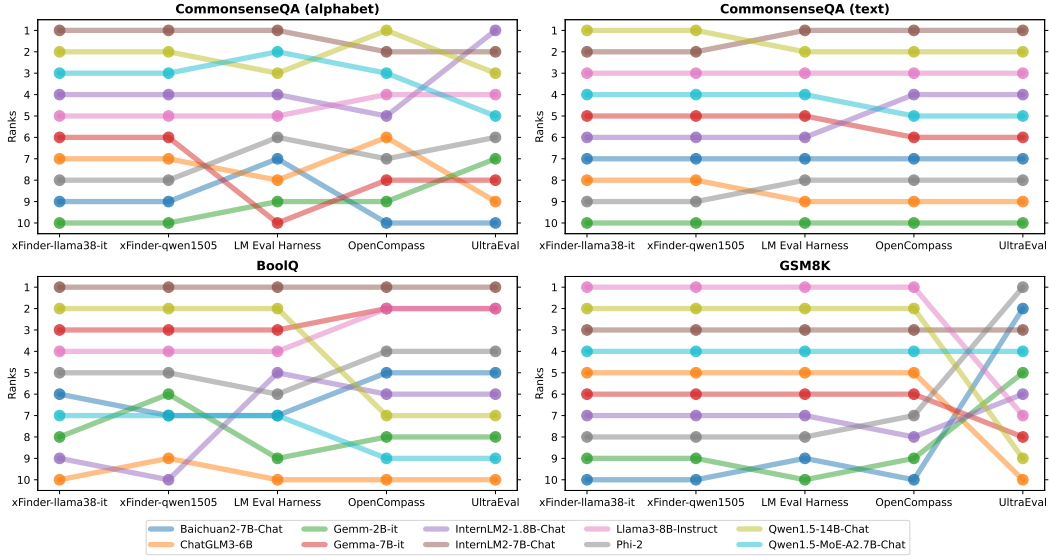


Figure 4: Bump charts: Changes in LLM rank over different evaluation frameworks.

on the same task. This demonstrates the high stability of xFinder, even on CommonsenseQA datasets that have not been used for training. Furthermore, considering the extraction accuracy of key answers from our previous experiments, xFinder exhibits higher accuracy compared to the RegEx methods in other frameworks. This implies that our evaluation results are both stable and accurate. Therefore, it can be concluded that our model demonstrates higher reliability compared to other frameworks.

(additional) RQ3: Is setting evaluation tasks as alphabet options reliable? Existing evaluation frameworks often aim to convert all questions into multiple-choice format with alphabet options. However, as shown in Figure 4, there are significant differences in the rankings of the CommonsenseQA task when using the alphabet option format compared to the short text format (more experimental details can be found in Appendix E.1). This suggests that alphabet options may be unreliable, and we advocate for reducing the reliance on the alphabet option format in existing evaluation frameworks.

6 Limitations

Although xFinder has achieved encouraging results, we must acknowledge some limitations. Our smallest xFinder model, with only 500 million parameters, performs well as a key answer extraction component in evaluation tasks. Nevertheless, the deployment cost may still be high for some researchers. In the future, we promise to continuously update xFinder by exploring model compression techniques to support smaller versions, potentially enabling CPU deployment and thereby further enhancing xFinder’s flexibility.

7 Conclusion

In this paper, we analyzed the key factors in existing LLM evaluation frameworks that may lead to unreliable assessment results, highlighting the critical answer extraction module in LLM responses as a weak point. To address this issue, we introduce a key answer extraction model, xFinder, specifically for extracting key answers in LLM responses. Extensive experimental results demonstrate that xFinder, compared to existing RegEx-based key answer extraction methods, can extract key answers from LLM outputs more accurately and efficiently, thereby improving evaluation reliability. This study marks the first step in constructing a reliable evaluation framework. In the future, we will continue addressing other key issues in the reliable evaluation of LLMs, providing a foundation for accurately evaluating LLM performance.

References

- [1] Tom Brown, Benjamin Mann, Nick Ryder, Melanie Subbiah, Jared D Kaplan, Prafulla Dhariwal, Arvind Neelakantan, Pranav Shyam, Girish Sastry, Amanda Askell, et al. Language models are few-shot learners. *Advances in neural information processing systems*, 33:1877–1901, 2020.
- [2] Josh Achiam, Steven Adler, Sandhini Agarwal, Lama Ahmad, Ilge Akkaya, Florencia Leoni Aleman, Diogo Almeida, Janko Altenschmidt, Sam Altman, Shyamal Anadkat, et al. Gpt-4 technical report. *arXiv preprint arXiv:2303.08774*, 2023.
- [3] Alon Talmor, Jonathan Herzig, Nicholas Lourie, and Jonathan Berant. Commonsenseqa: A question answering challenge targeting commonsense knowledge. In *Proceedings of NAACL-HLT*, pages 4149–4158, 2019.
- [4] Peter Clark, Isaac Cowhey, Oren Etzioni, Tushar Khot, Ashish Sabharwal, Carissa Schoenick, and Oyvind Tafjord. Think you have solved question answering? try arc, the ai2 reasoning challenge. *arXiv preprint arXiv:1803.05457*, 2018.
- [5] Dan Hendrycks, Collin Burns, Steven Basart, Andy Zou, Mantas Mazeika, Dawn Song, and Jacob Steinhardt. Measuring massive multitask language understanding. In *International Conference on Learning Representations*, 2020.
- [6] Karl Cobbe, Vineet Kosaraju, Mohammad Bavarian, Mark Chen, Heewoo Jun, Lukasz Kaiser, Matthias Plappert, Jerry Tworek, Jacob Hilton, Reiichiro Nakano, et al. Training verifiers to solve math word problems. *arXiv preprint arXiv:2110.14168*, 2021.
- [7] Edward Beeching, Clémentine Fourier, Nathan Habib, Sheon Han, Nathan Lambert, Nazneen Rajani, Omar Sanseviero, Lewis Tunstall, and Thomas Wolf. Open llm leaderboard. https://huggingface.co/spaces/HuggingFaceH4/open_llm_leaderboard, 2023.
- [8] Leo Gao, Jonathan Tow, Baber Abbasi, Stella Biderman, Sid Black, Anthony DiPofi, Charles Foster, Laurence Golding, Jeffrey Hsu, Alain Le Noac’h, Haonan Li, Kyle McDonell, Niklas Muennighoff, Chris Ociepa, Jason Phang, Laria Reynolds, Hailey Schoelkopf, Aviya Skowron, Lintang Sutawika, Eric Tang, Anish Thite, Ben Wang, Kevin Wang, and Andy Zou. A framework for few-shot language model evaluation, September 2021.
- [9] OpenCompass Contributors. Opencompass: A universal evaluation platform for foundation models. <https://github.com/open-compass/opencompass>, 2023.
- [10] Rachith Aiyappa, Jisun An, Haewoon Kwak, and Yong-Yeol Ahna. Can we trust the evaluation on chatgpt? In *The Third Workshop on Trustworthy Natural Language Processing*, page 47, 2023.
- [11] Fanghua Ye, Mingming Yang, Jianhui Pang, Longyue Wang, Derek F Wong, Emine Yilmaz, Shuming Shi, and Zhaopeng Tu. Benchmarking llms via uncertainty quantification. *arXiv preprint arXiv:2401.12794*, 2024.
- [12] Kun Zhou, Yutao Zhu, Zhipeng Chen, Wentong Chen, Wayne Xin Zhao, Xu Chen, Yankai Lin, Ji-Rong Wen, and Jiawei Han. Don’t make your llm an evaluation benchmark cheater. *arXiv preprint arXiv:2311.01964*, 2023.
- [13] Yonatan Oren, Nicole Meister, Niladri S Chatterji, Faisal Ladhak, and Tatsunori Hashimoto. Proving test set contamination for black-box language models. In *The Twelfth International Conference on Learning Representations*, 2023.
- [14] Paul Röttger, Valentin Hofmann, Valentina Pyatkin, Musashi Hinck, Hannah Rose Kirk, Hinrich Schütze, and Dirk Hovy. Political compass or spinning arrow? towards more meaningful evaluations for values and opinions in large language models. *arXiv preprint arXiv:2402.16786*, 2024.
- [15] Jiasheng Gu, Hongyu Zhao, Hanzi Xu, Liangyu Nie, Hongyuan Mei, and Wenpeng Yin. Robustness of learning from task instructions. In *Findings of the Association for Computational Linguistics: ACL 2023*, pages 13935–13948, 2023.
- [16] Jiuding Sun, Chantal Shaib, and Byron C Wallace. Evaluating the zero-shot robustness of instruction-tuned language models. In *The Twelfth International Conference on Learning Representations*, 2023.
- [17] Zhao Yukun, Yan Lingyong, Sun Weiwei, Xing Guoliang, Wang Shuaiqiang, Meng Chong, Cheng Zhicong, Ren Zhaochun, and Yin Dawei. Improving the robustness of large language models via consistency alignment. *arXiv preprint arXiv:2403.14221*, 2024.

- [18] Ding Chen, Shichao Song, Qingchen Yu, Zhiyu Li, Wenjin Wang, Feiyu Xiong, and Bo Tang. Grimoire is all you need for enhancing large language models. *arXiv preprint arXiv:2401.03385*, 2024.
- [19] Akari Asai, Zeqiu Wu, Yizhong Wang, Avirup Sil, and Hannaneh Hajishirzi. Self-rag: Learning to retrieve, generate, and critique through self-reflection. In *The Twelfth International Conference on Learning Representations*, 2023.
- [20] Hui Huang, Yingqi Qu, Jing Liu, Muyun Yang, and Tiejun Zhao. An empirical study of llm-as-a-judge for llm evaluation: Fine-tuned judge models are task-specific classifiers. *arXiv preprint arXiv:2403.02839*, 2024.
- [21] Yidong Wang, Zhuohao Yu, Zhengran Zeng, Linyi Yang, Wenjin Yao, Cunxiang Wang, Hao Chen, Chaoyang Jiang, Rui Xie, Jindong Wang, et al. Pandalm: An automatic evaluation benchmark for llm instruction tuning optimization. In *The Twelfth International Conference on Learning Representations*, 2023.
- [22] Lianghui Zhu, Xinggang Wang, and Xinlong Wang. Judgelm: Fine-tuned large language models are scalable judges. *arXiv preprint arXiv:2310.17631*, 2023.
- [23] Yuanjie Lyu, Zhiyu Li, Simin Niu, Feiyu Xiong, Bo Tang, Wenjin Wang, Hao Wu, Huanyong Liu, Tong Xu, and Enhong Chen. Crud-rag: A comprehensive chinese benchmark for retrieval-augmented generation of large language models. *arXiv preprint arXiv:2401.17043*, 2024.
- [24] Xun Liang, Shichao Song, Simin Niu, Zhiyu Li, Feiyu Xiong, Bo Tang, Zhaohui Wy, Dawei He, Peng Cheng, Zhonghao Wang, and Haiying Deng. Uhgeval: Benchmarking the hallucination of chinese large language models via unconstrained generation. *arXiv preprint arXiv:2311.15296*, 2023.
- [25] Miao Li, Ming-Bin Chen, Bo Tang, Shengbin Hou, Pengyu Wang, Haiying Deng, Zhiyu Li, Feiyu Xiong, Keming Mao, Peng Cheng, et al. Newsbench: Systematic evaluation of llms for writing proficiency and safety adherence in chinese journalistic editorial applications. *arXiv preprint arXiv:2403.00862*, 2024.
- [26] Zishan Guo, Renren Jin, Chuang Liu, Yufei Huang, Dan Shi, Linhao Yu, Yan Liu, Jiaxuan Li, Bojian Xiong, Deyi Xiong, et al. Evaluating large language models: A comprehensive survey. *arXiv preprint arXiv:2310.19736*, 2023.
- [27] OpenAI. GitHub - openai/evals: Evals is a framework for evaluating LLMs and LLM systems, and an open-source registry of benchmarks.
- [28] Chaoqun He, Renjie Luo, Shengding Hu, Yuanqian Zhao, Jie Zhou, Hanghao Wu, Jiajie Zhang, Xu Han, Zhiyuan Liu, and Maosong Sun. Ultraeval: A lightweight platform for flexible and comprehensive evaluation for llms. *arXiv preprint arXiv:2404.07584*, 2024.
- [29] Xinpeng Wang, Bolei Ma, Chengzhi Hu, Leon Weber-Genzel, Paul Röttger, Frauke Kreuter, Dirk Hovy, and Barbara Plank. "my answer is c": First-token probabilities do not match text answers in instruction-tuned language models. *arXiv preprint arXiv:2402.14499*, 2024.
- [30] Junlong Li, Shichao Sun, Weizhe Yuan, Run-Ze Fan, Pengfei Liu, et al. Generative judge for evaluating alignment. In *The Twelfth International Conference on Learning Representations*, 2023.
- [31] Lianmin Zheng, Wei-Lin Chiang, Ying Sheng, Siyuan Zhuang, Zhanghao Wu, Yonghao Zhuang, Zi Lin, Zhuohan Li, Dacheng Li, Eric Xing, et al. Judging llm-as-a-judge with mt-bench and chatbot arena. *Advances in Neural Information Processing Systems*, 36, 2024.
- [32] Seungone Kim, Jamin Shin, Yejin Cho, Joel Jang, Shayne Longpre, Hwaran Lee, Sangdoon Yun, Seongjin Shin, Sungdong Kim, James Thorne, et al. Prometheus: Inducing fine-grained evaluation capability in language models. *arXiv preprint arXiv:2310.08491*, 2023.
- [33] Md Tahmid Rahman Laskar, Cheng Chen, Shashi Bhushan Tn, et al. Are large language models reliable judges? a study on the factuality evaluation capabilities of llms. In *Proceedings of the Third Workshop on Natural Language Generation, Evaluation, and Metrics (GEM)*, pages 310–316, 2023.
- [34] Isabelle Augenstein, Timothy Baldwin, Meeyoung Cha, Tanmoy Chakraborty, Giovanni Luca Ciampaglia, David Corney, Renee DiResta, Emilio Ferrara, Scott Hale, Alon Halevy, et al. Factuality challenges in the era of large language models. *arXiv preprint arXiv:2310.05189*, 2023.
- [35] Jason Wei, Xuezhi Wang, Dale Schuurmans, Maarten Bosma, Fei Xia, Ed Chi, Quoc V Le, Denny Zhou, et al. Chain-of-thought prompting elicits reasoning in large language models. *Advances in neural information processing systems*, 35:24824–24837, 2022.

- [36] Haochun Wang, Sendong Zhao, Zewen Qiang, Bing Qin, and Ting Liu. Beyond the answers: Reviewing the rationality of multiple choice question answering for the evaluation of large language models. *arXiv preprint arXiv:2402.01349*, 2024.
- [37] Xuezhi Wang, Jason Wei, Dale Schuurmans, Quoc V Le, Ed H. Chi, Sharan Narang, Aakanksha Chowdhery, and Denny Zhou. Self-consistency improves chain of thought reasoning in language models. In *The Eleventh International Conference on Learning Representations*, 2023.
- [38] Maxim Tkachenko, Mikhail Malyuk, Andrey Holmanyuk, and Nikolai Liubimov. Label Studio: Data labeling software, 2020-2022. Open source software available from <https://github.com/heartexlabs/label-studio>.
- [39] XTuner Contributors. Xtuner: A toolkit for efficiently fine-tuning llm. <https://github.com/InternLM/xtuner>, 2023.
- [40] Tim Dettmers, Artidoro Pagnoni, Ari Holtzman, and Luke Zettlemoyer. Qlora: Efficient finetuning of quantized llms. *Advances in Neural Information Processing Systems*, 36, 2024.

Appendices

A Datasets and Models	14
A.1 Dataset Details	14
A.2 Large Language Models	14
B KAF Dataset	15
B.1 Dataset Structure	15
B.2 Human Annotation Details	18
C Fine-Tuning Hyperparameters	18
D Detailed Experimental Results	19
D.1 Extraction Accuracy Results	19
D.2 Evaluation in Real-World Scenarios Results	20
E Bump Charts of All Tasks	25
E.1 Alphabet & Short Text Option Tasks	25
E.2 Categorical Label Option Tasks	28
E.3 Math Option Tasks	29
F Prompts	30
F.1 Prompts for LLM Responses Generation & Real-World Scenarios Evaluation	30
F.2 Prompts for Auto Labeling Using GPT-4	35
F.3 Prompts for Extracting Key Answers Using xFinder	37

A Datasets and Models

A.1 Dataset Details

Table 3 provides a summary of all the datasets utilized in our experiments. We undertook extensive preprocessing activities on the raw data from these datasets, ensuring that all samples were transformed into a consistent and unified format. From our original dataset, we sampled 2000 data points from the training set and 1000 data points from the test set (or dev set if a test set was unavailable). Subsequently, we categorized the questions into four types based on the key answer format in the dataset: alphabet, short text, categorical label, and math type.

Dataset	Key Answer Type	#Train	#Test	License
AgNews*	C	2000	1000	Unspecified
Amazon*	C	2000	1000	Apache-2.0
ARC-challenge*	A/T	2000	1000	CC BY-SA 4.0
ARC-easy*	A/T	1391	1000	CC BY-SA 4.0
BOOIQ	C	2000	1000	CC BY-SA 3.0
ComonsenseQA	A/T	2000	1000	MIT License
DBPedia*	C	2000	1000	CC-BY-SA-3.0
GSM8K*	M	2000	1000	MIT License
hellaswag	A	2000	1000	MIT License
MATH*	M	1974	986	MIT License
MetaMathQA	M	2000	1000	Apache-2.0
MMLU*	A/T	2000	638	MIT License
MultiArith	M	420	180	Unspecified
OpenbookQA	A/T	2000	500	Apache-2.0
QNLI	C	2000	1000	Unspecified
SIQA	A/T	2000	1000	Unspecified
Subj	C	2000	1000	Unspecified
TREC	C	1000	500	Unspecified
WiC	C	2000	638	CC BY-NC 4.0

Table 3: Datasets Description. The datasets are sorted by their names in alphabetical order. Key Answer Type refers to the format of the key answer: A/T/C/M stands for alphabet / short text / categorical label / math type options respectively. Asterisk (*) denotes that the data within these datasets are utilized for fine-tuning our xFinder model.

A.2 Large Language Models

We selected the models listed in Table 4 from a vast array of open-source LLMs for our experiments.

Model	#Para.	Type	Publisher	Date
LLaMA2	7B	Chat	Meta	2023.07
Baichuan2	7B	Chat	Baichuan Inc.	2023.09
ChatGLM3	6B	Chat	Tsinghua	2023.10
GPT4-1106-preview	NaN	Chat	OpenAI	2023.11
Phi-2	2.7B	Base	Microsoft	2023.12
InternLM2	7B	Chat	ShLab	2024.01
InternLM2	1.8B	Chat	ShLab	2024.01
Qwen1.5	14B	Chat	Alibaba	2024.02
Qwen1.5	4B	Chat	Alibaba	2024.02
Qwen1.5	1.8B	Chat	Alibaba	2024.02
Qwen1.5	0.5B	Chat	Alibaba	2024.02
Gemma	7B	Instruct	Google	2024.02
Gemma	2B	Instruct	Google	2024.02
Qwen1.5-MoE	14.3B	Chat	Alibaba	2024.03
LLaMA3	8B	Instruct	Meta	2024.04

Table 4: LLMs sorted by release date. All LLMs are chat or instruct models. Asterisk (*) denotes estimated value, NaN denotes no public data available, and 175B denotes 175 billion.

B KAF Dataset

B.1 Dataset Structure

The KAF dataset is designed to enhance the accuracy and reliability of key answer extraction in LLMs. It is divided into three segments: training set, test set, and generalization set, each serving distinct purposes in the development and evaluation of the xFinder model.

B.1.1 Training Set

The training set contains 26,900 samples. Detailed information about the models, key answer types, and prompt configurations used in the training set is presented in Tables 5, 6, 7, and 8, respectively.

LLMs	Count
Baichuan2-7B-Chat	3726
Qwen1.5-4B-Chat	3051
Anonymity*	2972
Qwen1.5-1.8B-Chat	2724
Gemma-7B-it	2409
InternLM2-7B-Chat	2383
Gemma-2B-it	2214
LLaMA2-7B-Chat	2102
Qwen1.5-0.5B-Chat	1927
ChatGLM3-6B	1755
PHI2	1637

Table 5: Number of samples from each LLM in the training set. Asterisk (*) denotes our manually expanded enhanced data.

Dataset	Count
AgNews	1813
Amazon	2029
ARC-c (alpha)	2452
ARC-c (enh)	577
ARC-c (text)	2549
ARC-e (alpha)	2403
ARC-e (enh)	581
ARC-e (text)	2670
DBPedia	2303
GSM8K	3394
MATH	1540
MMLU (alpha)	2439
MMLU (enh)	574
MMLU (text)	1576

Table 6: Number of samples for each dataset in the training set. "enh" indicates the enhanced alphabet option questions.

Key Answer Type	Count
alphabet option	9026
short text	6795
categorical label	6145
math	4934

Table 7: Number of samples for each key answer type in the training set.

Prompt Configuration	Count
random-0-shot	3341
random-0-shot-cot	5201
random-0-shot-cot-restrict	2976
random-0-shot-restrict	2350
random-5-shot	3267
random-5-shot-cot	5321
random-5-shot-cot-restrict	2390
random-5-shot-restrict	2054

Table 8: Number of samples for each prompt configuration in the training set.

B.1.2 Test Set

The test set comprises 4,961 samples. Detailed information about the models, key answer types, and prompt configurations used in the test set is presented in Tables 9, 10, 11, and 12, respectively.

LLMs	Count
Baichuan2-7B-Chat	786
Qwen1.5-4B-Chat	669
Qwen1.5-1.8B-Chat	545
InternLM2-7B-Chat	541
Gemma-7B-it	495
LLaMA2-7B-Chat	436
Phi-2	412
Gemma-2B-it	398
ChatGLM3-6B	344
Qwen1.5-0.5B-Chat	335

Table 9: Number of samples from each LLM in the test set.

Dataset	Count
AgNews	478
Amazon	600
ARC-c (alpha)	651
ARC-c (text)	345
ARC-e (alpha)	584
ARC-e (text)	387
DBPedia	512
GSM8K	663
MMLU (alpha)	652
MMLU (text)	89

Table 10: Number of samples from each dataset in the test set.

Key Answer Type	Count
alphabet option	1887
short text	821
categorical label	1590
math	663

Table 11: Number of samples for each key answer type in the test set.

Prompt Configuration	Count
random-0-shot	1157
random-0-shot-cot	1248
random-5-shot	1270
random-5-shot-cot	1286

Table 12: Number of samples for each prompt configuration in the test set.

B.1.3 Generalization Set

The generalization set comprises 4,482 samples. Detailed information about the models, key answer types, and prompt configurations used in the generalization set is presented in Tables 13, 14, 15, and 16, respectively.

LLMs	Count
LLaMA2-7B-Chat	562
InternLM2-1.8B-Chat	562
Gemma-2B-it	561
Qwen1.5-14B-Chat	560
Llama3-8B-Instruct	560
Qwen1.5-MoE-A2.7B-Chat	560
ChatGLM3-6B	559
Phi-2	558

Table 13: Number of samples from each LLM in the generalization set.

Dataset	Count
BoolQ	320
CommonsenseQA (alpha)	320
CommonsenseQA (text)	322
hellaswag (alpha)	320
MetaMathQA	319
MultiArith	321
OpenbookQA (alpha)	320
OpenbookQA (text)	320
QNLI	320
SIQA (alpha)	320
SIQA (text)	320
Subj	320
TREC	320
WiC	320

Table 14: Number of samples from each dataset in the generalization set.

Key Answer Type	Count
alphabet option	1280
short text	962
categorical label	1600
math	640

Table 15: Number of samples for each key answer type in the generalization set.

Prompt Configuration	Count
random-0-shot	1122
random-0-shot-cot	1120
random-5-shot	1119
random-5-shot-cot	1121

Table 16: Number of samples for each prompt configuration in the generalization set.

B.2 Human Annotation Details

In our manual annotation project, all annotators are volunteers with a background in natural language processing, and each annotator holds at least a master’s degree. The project team consists of five annotators, with a gender ratio of three men to two women. Regarding their remuneration, they first receive the standard employee salary. We also pay them an additional 2 RMB per annotated data item, with the average time for annotating each task being about 20 seconds. Additionally, our engineering team participates in data review, primarily responsible for supervising and evaluating annotation quality. The entire annotation process lasted for 15 days.

C Fine-Tuning Hyperparameters

When fine-tuning xFinder using the XTuner framework and the QLoRA method, all base models were trained with identical hyperparameters. The training was conducted on 8x A100 GPUs. We focused on the hyperparameters specified in Table 17, while all other hyperparameters were set to their default values.

Hyperparameter	Setting
Batch Size	1
Maximum Length	2048
Learning Rate	2e-4
Pack to Max Length	True
Optimizer Type	AdamW
Betas	(0.9, 0.999)
Weight Decay	0
Warmup Ratio	0.03

Table 17: xFinder fine-tuning hyperparameter setting.

D Detailed Experimental Results

D.1 Extraction Accuracy Results

Table 18 presents the extraction accuracy of all 19 LLMs fine-tuned on the KAF generalization set. It can be observed that LLMs with different parameter magnitudes achieve stable and high accuracy levels after training on the KAF training set.

	alphabet option	short text	categorical label	math	Overall
xFinder-qwen1505	0.9735	0.9683	0.9805	0.9276	0.9688
xFinder-qwen1505chat	0.9634	0.9635	0.9811	0.9351	0.9653
xFinder-qwen1518	0.9735	0.9781	0.9755	0.9457	0.9712
xFinder-qwen1518chat	0.9709	0.9708	0.9736	0.9382	0.9673
xFinder-internlm218	0.9608	0.9695	0.9667	0.9201	0.9587
xFinder-gemma2	0.9698	0.9744	0.9774	0.9276	0.9673
xFinder-gemma2it	0.9661	0.9756	0.9755	0.9246	0.9651
xFinder-qwen154	0.9730	0.9708	0.9698	0.9291	0.9657
xFinder-qwen154chat	0.9671	0.9793	0.9686	0.9306	0.9647
xFinder-chatglm36base	0.9735	0.9793	0.9730	0.9291	0.9684
xFinder-chatglm36	0.9698	0.9769	0.9742	0.9261	0.9665
xFinder-qwen157	0.9703	0.9744	0.9774	0.9306	0.9680
xFinder-qwen157chat	0.9735	0.9842	0.9748	0.9321	0.9702
xFinder-internlm27	0.9740	0.9756	0.9730	0.9336	0.9686
xFinder-baichuan27chat	0.9724	0.9756	0.9717	0.9276	0.9667
xFinder-gemma7	0.9751	0.9805	0.9736	0.9367	0.9704
xFinder-gemma7it	0.9682	0.9708	0.9226	0.9367	0.9498
xFinder-llama38	0.9698	0.9829	0.9692	0.9276	0.9661
xFinder-llama38it	0.9709	0.9683	0.9711	0.9382	0.9661

Table 18: Extraction accuracy of xFinder fine-tuned on all 19 LLMs on the KAF test set. The first column lists the models fine-tuned using the KAF training set, including Qwen1.5-0.5B, Qwen1.5-0.5B-Chat, Qwen1.5-1.8B, Qwen1.5-1.8B-Chat, InternLM2-1.8B, Gemma-2B, Gemma-2B-it, Qwen1.5-4B, Qwen1.5-4B-Chat, ChatGLM3-6B-base, ChatGLM3-6B, Qwen1.5-7B, Qwen1.5-7B-Chat, InternLM2-7B, Baichuan2-7B-Chat, Gemma-7B, Gemma-7B-it, Llama-3-8B, and Llama-3-8B-Instruct models.

Table 19 displays the extraction accuracy, Δ_{acc} , and Δ_{acc}/N of all 19 LLMs fine-tuned on the KAF generalization set.

	alphabet option	short text	categorical label	math	Overall	Δ_{acc}	Δ_{acc}/N
xFinder-qwen1505	0.9477	0.9335	0.9281	0.9234	0.9342	0.0277	0.0554
xFinder-qwen1505chat	0.9289	0.9283	0.9163	0.9375	0.9255	0.0190	0.0380
xFinder-qwen1518	0.9508	0.9439	0.9406	0.9500	0.9456	0.0391	0.0217
xFinder-qwen1518chat	0.9508	0.9356	0.9181	0.9531	0.9362	0.0297	0.0165
xFinder-internlm218	0.9500	0.9407	0.8400	0.9344	0.9065	0	0
xFinder-gemma2	0.9484	0.9335	0.9337	0.9437	0.9393	0.0328	0.0164
xFinder-gemma2it	0.9344	0.9262	0.9263	0.9391	0.9304	0.0239	0.0120
xFinder-qwen154	0.9484	0.9345	0.9387	0.9484	0.9420	0.0355	0.0088
xFinder-qwen154chat	0.9492	0.9407	0.9237	0.9531	0.9389	0.0324	0.0081
xFinder-chatglm36base	0.9484	0.9324	0.9481	0.9484	0.9449	0.0384	0.0064
xFinder-chatglm36	0.9563	0.9376	0.9163	0.9484	0.9369	0.0304	0.0051
xFinder-qwen157	0.9570	0.9345	0.9519	0.9391	0.9478	0.0413	0.0059
xFinder-qwen157chat	0.9563	0.9345	0.9319	0.9422	0.9409	0.0344	0.0049
xFinder-internlm27	0.9563	0.9563	0.9281	0.9375	0.9436	0.0371	0.0053
xFinder-baichuan27chat	0.9477	0.9345	0.9431	0.9313	0.9409	0.0344	0.0049
xFinder-gemma7	0.9477	0.9345	0.9456	0.9500	0.9444	0.0379	0.0054
xFinder-gemma7it	0.9398	0.9200	0.8938	0.9469	0.9201	0.0136	0.0019
xFinder-llama38	0.9563	0.9376	0.9469	0.9516	0.9482	0.0417	0.0052
xFinder-llama38it	0.9547	0.9428	0.9537	0.9547	0.9518	0.0453	0.0057

Table 19: Extraction accuracy of xFinder fine-tuned on all 19 LLMs on the KAF generalization set, along with Δ_{acc} and Δ_{acc}/N values. The first column lists the models fine-tuned using the KAF training set: Qwen1.5-0.5B, Qwen1.5-0.5B-Chat, Qwen1.5-1.8B, Qwen1.5-1.8B-Chat, InternLM2-1.8B, Gemma-2B, Gemma-2B-it, Qwen1.5-4B, Qwen1.5-4B-Chat, ChatGLM3-6B-base, ChatGLM3-6B, Qwen1.5-7B, Qwen1.5-7B-Chat, InternLM2-7B, Baichuan2-7B-Chat, Gemma-7B, Gemma-7B-it, Llama-3-8B, and Llama-3-8B-Instruct.

D.2 Evaluation in Real-World Scenarios Results

D.2.1 Alphabet & Short Text Option Tasks

LLMs	OpenCompass	UltraEval	LM Eval Harness	xFinder-llama38it	xFinder-qwen1505
Baichuan2-7B-Chat	39.17%	38.15%	52.80%	54.93%	55.04%
ChatGLM3-6B	56.56%	44.46%	56.26%	57.27%	57.17%
Gemm-2B-it	43.23%	42.22%	43.23%	44.56%	43.44%
Gemma-7B-it	50.76%	45.88%	35.10%	71.01%	70.80%
InternLM2-1.8B-Chat	59.31%	59.21%	58.70%	59.51%	59.61%
InternLM2-7B-Chat	76.70%	<u>77.72%</u>	<u>77.72%</u>	77.92%	77.72%
Llama3-8B-Instruct	<u>78.03%</u>	77.92%	77.92%	<u>78.03%</u>	<u>78.03%</u>
Phi-2	66.12%	65.82%	70.91%	70.91%	71.01%
Qwen1.5-14B-Chat	83.32%	64.29%	76.60%	85.96%	86.06%
Qwen1.5-MoE-A2.7B-Chat	70.30%	67.96%	70.19%	73.35%	73.45%

Table 20: Evaluation results of LLMs on the ARC-c (alphabet) task, presenting accuracy scores using different key answer extraction methods.

LLMs	OpenCompass	UltraEval	LM Eval Harness	xFinder-llama38it	xFinder-qwen1505
Baichuan2-7B-Chat	40.80%	40.80%	47.50%	48.40%	48.40%
ChatGLM3-6B	26.70%	26.70%	37.30%	40.70%	39.70%
Gemm-2B-it	8.00%	8.00%	25.10%	31.70%	29.60%
Gemma-7B-it	31.80%	31.80%	58.10%	65.20%	63.90%
InternLM2-1.8B-Chat	34.10%	34.10%	43.80%	44.30%	42.20%
InternLM2-7B-Chat	57.20%	57.20%	70.40%	71.00%	70.00%
Llama3-8B-Instruct	60.50%	60.50%	<u>75.10%</u>	<u>74.80%</u>	<u>74.70%</u>
Phi-2	41.30%	41.30%	48.40%	49.80%	49.50%
Qwen1.5-14B-Chat	<u>60.10%</u>	<u>60.10%</u>	77.80%	80.60%	80.60%
Qwen1.5-MoE-A2.7B-Chat	41.30%	41.30%	61.10%	63.20%	62.50%

Table 21: Evaluation results of LLMs on the ARC-c (text) task, presenting accuracy scores using different key answer extraction methods.

LLMs	OpenCompass	UltraEval	LM Eval Harness	xFinder-llama38it	xFinder-qwen1505
Baichuan2-7B-Chat	44.30%	42.70%	71.20%	74.10%	73.60%
ChatGLM3-6B	71.40%	47.50%	70.60%	71.90%	72.10%
Gemm-2B-it	61.70%	59.50%	62.00%	62.80%	61.90%
Gemma-7B-it	58.80%	54.80%	39.20%	84.40%	84.10%
InternLM2-1.8B-Chat	74.90%	75.60%	76.00%	76.40%	76.10%
InternLM2-7B-Chat	89.40%	<u>90.50%</u>	<u>90.20%</u>	90.40%	90.50%
Llama3-8B-Instruct	<u>92.70%</u>	92.70%	92.70%	<u>92.70%</u>	<u>92.70%</u>
Phi-2	78.00%	77.70%	84.20%	84.60%	84.60%
Qwen1.5-14B-Chat	93.40%	76.70%	88.20%	95.60%	95.60%
Qwen1.5-MoE-A2.7B-Chat	83.40%	81.20%	84.20%	86.10%	85.80%

Table 22: Evaluation results of LLMs on the ARC-e (alphabet) task, presenting accuracy scores using different key answer extraction methods.

LLMs	OpenCompass	UltraEval	LM Eval Harness	xFinder-llama38it	xFinder-qwen1505
Baichuan2-7B-Chat	61.40%	61.40%	65.20%	67.00%	67.20%
ChatGLM3-6B	39.60%	39.60%	49.20%	52.70%	51.60%
Gemm-2B-it	8.20%	8.20%	32.80%	45.80%	41.20%
Gemma-7B-it	51.80%	51.80%	76.80%	82.70%	81.60%
InternLM2-1.8B-Chat	53.30%	53.30%	60.70%	60.50%	58.70%
InternLM2-7B-Chat	<u>79.40%</u>	<u>79.40%</u>	86.50%	86.90%	86.20%
Llama3-8B-Instruct	80.40%	80.40%	89.90%	89.70%	89.40%
Phi-2	62.80%	62.80%	67.30%	69.50%	69.30%
Qwen1.5-14B-Chat	74.10%	74.10%	<u>88.50%</u>	91.90%	91.80%
Qwen1.5-MoE-A2.7B-Chat	56.70%	56.70%	75.80%	78.60%	77.60%

Table 23: Evaluation results of LLMs on the ARC-e (text) task, presenting accuracy scores using different key answer extraction methods.

LLMs	OpenCompass	UltraEval	LM Eval Harness	xFinder-llama38it	xFinder-qwen1505
Baichuan2-7B-Chat	36.00%	27.50%	58.60%	60.00%	59.90%
ChatGLM3-6B	61.20%	31.80%	57.00%	62.30%	61.70%
Gemm-2B-it	44.70%	39.90%	44.90%	45.90%	45.00%
Gemma-7B-it	55.10%	34.90%	41.00%	69.90%	69.90%
InternLM2-1.8B-Chat	71.50%	71.40%	73.70%	73.10%	72.90%
InternLM2-7B-Chat	<u>82.60%</u>	<u>66.90%</u>	83.70%	83.70%	83.80%
Llama3-8B-Instruct	71.60%	58.30%	71.70%	71.30%	71.30%
Phi-2	59.50%	51.90%	61.30%	61.40%	61.30%
Qwen1.5-14B-Chat	83.40%	60.20%	74.80%	<u>83.60%</u>	<u>83.40%</u>
Qwen1.5-MoE-A2.7B-Chat	73.00%	57.80%	<u>75.70%</u>	77.70%	77.50%

Table 24: Evaluation results of LLMs on the CommonsenseQA (alphabet) task, presenting accuracy scores using different key answer extraction methods.

LLMs	OpenCompass	UltraEval	LM Eval Harness	xFinder-llama38it	xFinder-qwen1505
Baichuan2-7B-Chat	51.20%	51.20%	51.50%	52.40%	52.20%
ChatGLM3-6B	31.80%	31.80%	41.90%	46.60%	46.60%
Gemm-2B-it	5.70%	5.70%	31.40%	39.10%	38.10%
Gemma-7B-it	53.20%	53.20%	63.80%	68.00%	67.60%
InternLM2-1.8B-Chat	58.00%	58.00%	58.60%	59.00%	58.60%
InternLM2-7B-Chat	74.80%	74.80%	75.80%	<u>78.50%</u>	<u>78.00%</u>
Llama3-8B-Instruct	70.20%	70.20%	71.40%	71.20%	71.50%
Phi-2	41.80%	41.80%	42.40%	42.60%	42.60%
Qwen1.5-14B-Chat	<u>70.50%</u>	<u>70.50%</u>	<u>75.60%</u>	78.60%	78.90%
Qwen1.5-MoE-A2.7B-Chat	55.50%	55.50%	67.80%	70.40%	70.20%

Table 25: Evaluation results of LLMs on the CommonsenseQA (text) task, presenting accuracy scores using different key answer extraction methods.

LLMs	OpenCompass	UltraEval	LM Eval Harness	xFinder-llama38it	xFinder-qwen1505
Baichuan2-7B-Chat	36.60%	34.80%	41.30%	44.40%	44.30%
ChatGLM3-6B	39.10%	31.20%	39.20%	39.40%	39.60%
Gemm-2B-it	37.40%	36.50%	37.50%	38.10%	37.30%
Gemma-7B-it	40.80%	35.40%	24.90%	50.00%	49.70%
InternLM2-1.8B-Chat	42.10%	44.30%	45.00%	45.80%	45.10%
InternLM2-7B-Chat	54.10%	<u>54.80%</u>	55.00%	55.70%	55.00%
Llama3-8B-Instruct	<u>62.50%</u>	62.00%	62.70%	<u>62.60%</u>	<u>62.50%</u>
Phi-2	46.10%	45.20%	48.30%	48.80%	48.60%
Qwen1.5-14B-Chat	65.40%	49.70%	<u>59.80%</u>	66.00%	66.00%
Qwen1.5-MoE-A2.7B-Chat	50.80%	48.60%	51.60%	54.50%	54.20%

Table 26: Evaluation results of LLMs on the MMLU (alphabet) task, presenting accuracy scores using different key answer extraction methods.

LLMs	OpenCompass	UltraEval	LM Eval Harness	xFinder-llama38it	xFinder-qwen1505
Baichuan2-7B-Chat	26.00%	26.00%	37.20%	35.70%	35.90%
ChatGLM3-6B	13.40%	13.40%	24.00%	22.70%	22.40%
Gemm-2B-it	5.20%	5.20%	23.20%	24.50%	24.50%
Gemma-7B-it	19.60%	19.60%	44.00%	42.30%	41.70%
InternLM2-1.8B-Chat	22.30%	22.30%	33.30%	29.50%	29.80%
InternLM2-7B-Chat	30.10%	30.10%	48.90%	44.60%	44.80%
Llama3-8B-Instruct	36.80%	36.80%	55.20%	<u>49.60%</u>	<u>49.80%</u>
Phi-2	22.30%	22.30%	32.90%	30.60%	30.70%
Qwen1.5-14B-Chat	<u>31.60%</u>	<u>31.60%</u>	<u>53.10%</u>	52.60%	51.90%
Qwen1.5-MoE-A2.7B-Chat	25.60%	25.60%	43.60%	41.80%	41.30%

Table 27: Evaluation results of LLMs on the MMLU (text) task, presenting accuracy scores using different key answer extraction methods.

LLMs	OpenCompass	UltraEval	LM Eval Harness	xFinder-llama38it	xFinder-qwen1505
Baichuan2-7B-Chat	39.00%	37.00%	47.80%	50.40%	50.40%
ChatGLM3-6B	52.80%	41.80%	52.00%	53.20%	53.20%
Gemm-2B-it	51.80%	51.00%	51.80%	52.60%	51.80%
Gemma-7B-it	57.40%	28.60%	49.40%	65.20%	65.00%
InternLM2-1.8B-Chat	55.40%	56.80%	57.20%	56.20%	57.20%
InternLM2-7B-Chat	<u>77.60%</u>	78.20%	78.00%	<u>78.40%</u>	<u>78.60%</u>
Llama3-8B-Instruct	74.60%	<u>74.60%</u>	74.40%	74.60%	74.60%
Phi-2	65.40%	64.60%	68.00%	68.00%	68.00%
Qwen1.5-14B-Chat	83.00%	68.20%	<u>75.40%</u>	84.20%	84.20%
Qwen1.5-MoE-A2.7B-Chat	69.80%	66.60%	69.20%	72.00%	71.60%

Table 28: Evaluation results of LLMs on the OpenbookQA (alphabet) task, presenting accuracy scores using different key answer extraction methods.

LLMs	OpenCompass	UltraEval	LM Eval Harness	xFinder-llama38it	xFinder-qwen1505
Baichuan2-7B-Chat	41.60%	41.60%	44.20%	45.40%	45.60%
ChatGLM3-6B	22.60%	22.60%	34.20%	36.20%	36.20%
Gemm-2B-it	5.20%	5.20%	24.00%	30.80%	30.60%
Gemma-7B-it	42.60%	42.60%	58.60%	63.40%	63.00%
InternLM2-1.8B-Chat	38.40%	38.40%	44.00%	43.80%	42.20%
InternLM2-7B-Chat	61.40%	61.40%	70.20%	70.00%	70.00%
Llama3-8B-Instruct	67.80%	67.80%	<u>72.80%</u>	<u>72.80%</u>	<u>72.60%</u>
Phi-2	34.60%	34.60%	36.60%	37.40%	37.40%
Qwen1.5-14B-Chat	68.00%	68.00%	75.40%	81.00%	80.80%
Qwen1.5-MoE-A2.7B-Chat	39.60%	39.60%	54.20%	55.40%	55.20%

Table 29: Evaluation results of LLMs on the OpenbookQA (text) task, presenting accuracy scores using different key answer extraction methods.

LLMs	OpenCompass	UltraEval	LM Eval Harness	xFinder-llama38it	xFinder-qwen1505
Baichuan2-7B-Chat	44.50%	43.50%	58.90%	60.40%	60.20%
ChatGLM3-6B	66.10%	60.30%	66.00%	66.50%	66.50%
Gemm-2B-it	53.00%	52.70%	53.00%	53.40%	53.00%
Gemma-7B-it	63.00%	15.10%	55.40%	66.00%	66.30%
InternLM2-1.8B-Chat	69.20%	69.80%	70.80%	69.80%	70.00%
InternLM2-7B-Chat	<u>75.90%</u>	77.30%	77.70%	<u>77.10%</u>	<u>77.20%</u>
Llama3-8B-Instruct	71.00%	<u>70.50%</u>	70.90%	70.60%	70.70%
Phi-2	63.60%	63.60%	64.00%	64.00%	64.00%
Qwen1.5-14B-Chat	79.00%	58.30%	62.40%	78.90%	79.10%
Qwen1.5-MoE-A2.7B-Chat	68.90%	67.30%	<u>71.60%</u>	72.50%	72.50%

Table 30: Evaluation results of LLMs on the SIQA (alphabet) task, presenting accuracy scores using different key answer extraction methods.

LLMs	OpenCompass	UltraEval	LM Eval Harness	xFinder-llama38it	xFinder-qwen1505
Baichuan2-7B-Chat	50.00%	50.00%	52.90%	53.70%	53.50%
ChatGLM3-6B	32.40%	32.40%	49.70%	52.50%	52.90%
Gemm-2B-it	8.40%	8.40%	35.20%	45.30%	43.90%
Gemma-7B-it	32.50%	32.50%	62.60%	64.00%	64.30%
InternLM2-1.8B-Chat	53.10%	53.10%	60.20%	59.60%	59.80%
InternLM2-7B-Chat	58.40%	58.40%	<u>68.60%</u>	<u>67.70%</u>	<u>68.00%</u>
Llama3-8B-Instruct	<u>61.30%</u>	<u>61.30%</u>	64.90%	64.60%	64.70%
Phi-2	43.50%	43.50%	44.20%	45.80%	45.70%
Qwen1.5-14B-Chat	62.50%	62.50%	68.80%	72.90%	72.70%
Qwen1.5-MoE-A2.7B-Chat	48.40%	48.40%	62.70%	66.10%	65.40%

Table 31: Evaluation results of LLMs on the SIQA (text) task, presenting accuracy scores using different key answer extraction methods.

LLMs	OpenCompass	UltraEval	LM Eval Harness	xFinder-llama38it	xFinder-qwen1505
Baichuan2-7B-Chat	46.40%	45.80%	46.80%	47.20%	46.70%
ChatGLM3-6B	44.50%	43.60%	43.90%	44.20%	43.80%
Gemm-2B-it	29.80%	27.80%	29.80%	29.80%	29.70%
Gemma-7B-it	50.20%	21.30%	42.30%	51.20%	51.10%
InternLM2-1.8B-Chat	61.20%	62.20%	60.30%	61.80%	61.30%
InternLM2-7B-Chat	<u>73.40%</u>	<u>72.70%</u>	<u>73.40%</u>	<u>73.40%</u>	<u>73.20%</u>
Llama3-8B-Instruct	69.30%	68.80%	69.30%	68.80%	68.80%
Phi-2	34.40%	34.20%	34.40%	34.30%	34.20%
Qwen1.5-14B-Chat	78.50%	75.60%	75.50%	78.60%	78.60%
Qwen1.5-MoE-A2.7B-Chat	62.60%	59.70%	63.60%	66.10%	65.50%

Table 32: Evaluation results of LLMs on the hellaswag (alphabet) task, presenting accuracy scores using different key answer extraction methods.

D.2.2 Categorical Label Option Tasks

LLMs	OpenCompass	UltraEval	LM Eval Harness	xFinder-llama38it	xFinder-qwen1505
Baichuan2-7B-Chat	83.40%	83.40%	83.60%	83.70%	83.60%
ChatGLM3-6B	86.50%	86.50%	95.20%	95.20%	95.20%
Gemm-2B-it	81.50%	81.50%	85.30%	85.10%	85.30%
Gemma-7B-it	73.60%	73.60%	94.10%	94.30%	94.20%
InternLM2-1.8B-Chat	96.40%	96.40%	96.60%	96.50%	95.50%
InternLM2-7B-Chat	<u>96.10%</u>	<u>96.10%</u>	<u>96.20%</u>	<u>96.10%</u>	96.10%
Llama3-8B-Instruct	93.40%	93.40%	93.40%	93.40%	93.40%
Phi-2	91.60%	91.60%	91.80%	91.80%	91.80%
Qwen1.5-14B-Chat	95.50%	95.50%	95.80%	95.50%	95.70%
Qwen1.5-MoE-A2.7B-Chat	90.50%	90.50%	93.70%	92.50%	92.60%

Table 33: Evaluation results of LLMs on the Amazon task, presenting accuracy scores using different key answer extraction methods.

LLMs	OpenCompass	UltraEval	LM Eval Harness	xFinder-llama38it	xFinder-qwen1505
Baichuan2-7B-Chat	63.60%	63.60%	63.60%	63.60%	63.60%
ChatGLM3-6B	20.60%	20.60%	60.50%	60.20%	61.00%
Gemm-2B-it	24.80%	24.80%	63.50%	63.20%	63.80%
Gemma-7B-it	<u>68.60%</u>	<u>68.60%</u>	69.40%	69.70%	69.70%
InternLM2-1.8B-Chat	55.00%	55.00%	64.60%	61.50%	58.20%
InternLM2-7B-Chat	76.70%	76.70%	76.70%	76.50%	76.50%
Llama3-8B-Instruct	<u>68.60%</u>	<u>68.60%</u>	68.50%	68.60%	68.60%
Phi-2	64.10%	64.10%	64.10%	64.10%	64.10%
Qwen1.5-14B-Chat	41.90%	41.90%	<u>74.60%</u>	<u>74.90%</u>	<u>74.90%</u>
Qwen1.5-MoE-A2.7B-Chat	24.30%	24.30%	63.60%	63.50%	63.60%

Table 34: Evaluation results of LLMs on the BoolQ task, presenting accuracy scores using different key answer extraction methods.

LLMs	OpenCompass	UltraEval	LM Eval Harness	xFinder-llama38it	xFinder-qwen1505
Baichuan2-7B-Chat	58.40%	58.40%	58.40%	58.50%	58.50%
ChatGLM3-6B	42.60%	42.60%	63.50%	64.90%	65.50%
Gemm-2B-it	54.30%	54.30%	55.40%	55.40%	55.20%
Gemma-7B-it	53.30%	53.30%	56.80%	56.80%	57.70%
InternLM2-1.8B-Chat	51.50%	51.50%	69.50%	67.60%	68.40%
InternLM2-7B-Chat	<u>60.80%</u>	<u>60.80%</u>	61.60%	60.80%	67.80%
Llama3-8B-Instruct	72.10%	72.10%	72.10%	72.10%	72.20%
Phi-2	48.40%	48.40%	48.40%	48.40%	48.40%
Qwen1.5-14B-Chat	37.20%	37.20%	79.70%	78.00%	79.60%
Qwen1.5-MoE-A2.7B-Chat	35.80%	35.80%	<u>77.00%</u>	<u>76.80%</u>	<u>77.10%</u>

Table 35: Evaluation results of LLMs on the QNLI task, presenting accuracy scores using different key answer extraction methods.

LLMs	OpenCompass	UltraEval	LM Eval Harness	xFinder-llama38it	xFinder-qwen1505
Baichuan2-7B-Chat	53.92%	53.92%	53.92%	53.92%	53.92%
ChatGLM3-6B	32.29%	32.29%	51.88%	52.35%	52.35%
Gemm-2B-it	54.39%	54.39%	54.39%	54.39%	54.39%
Gemma-7B-it	50.31%	50.31%	50.31%	50.47%	50.47%
InternLM2-1.8B-Chat	54.08%	54.08%	54.08%	53.76%	54.08%
InternLM2-7B-Chat	51.57%	51.57%	51.57%	51.57%	51.57%
Llama3-8B-Instruct	56.90%	56.90%	56.90%	56.90%	56.90%
Phi-2	50.31%	50.31%	50.31%	50.16%	50.31%
Qwen1.5-14B-Chat	47.65%	47.65%	64.42%	64.42%	64.42%
Qwen1.5-MoE-A2.7B-Chat	45.45%	45.45%	57.99%	57.84%	57.84%

Table 36: Evaluation results of LLMs on the WiC task, presenting accuracy scores using different key answer extraction methods.

D.2.3 Math Option Tasks

LLMs	OpenCompass	UltraEval	LM Eval Harness	xFinder-llama38it	xFinder-qwen1505
Baichuan2-7B-Chat	6.60%	5.50%	5.50%	6.70%	6.80%
ChatGLM3-6B	43.60%	0.00%	37.10%	43.60%	43.60%
Gemm-2B-it	7.90%	3.10%	3.20%	8.70%	7.90%
Gemma-7B-it	35.70%	1.20%	33.30%	36.80%	36.60%
InternLM2-1.8B-Chat	14.00%	2.40%	23.90%	31.80%	26.20%
InternLM2-7B-Chat	49.50%	<u>5.10%</u>	50.80%	63.10%	58.60%
Llama3-8B-Instruct	77.00%	2.20%	80.30%	80.30%	80.20%
Phi-2	15.60%	12.40%	13.40%	16.80%	16.50%
Qwen1.5-14B-Chat	<u>74.40%</u>	0.40%	<u>76.00%</u>	<u>77.00%</u>	<u>76.70%</u>
Qwen1.5-MoE-A2.7B-Chat	46.80%	3.80%	42.10%	48.00%	48.20%

Table 37: Evaluation results of LLMs on the GSM8K task, presenting accuracy scores using different key answer extraction methods.

LLMs	OpenCompass	UltraEval	LM Eval Harness	xFinder-llama38it	xFinder-qwen1505
Baichuan2-7B-Chat	6.39%	6.39%	5.68%	7.20%	7.10%
ChatGLM3-6B	23.02%	<u>8.22%</u>	4.56%	23.02%	22.82%
Gemm-2B-it	6.39%	4.56%	5.07%	8.82%	8.82%
Gemma-7B-it	13.18%	1.72%	11.46%	14.40%	14.10%
InternLM2-1.8B-Chat	11.16%	3.55%	8.32%	11.66%	10.55%
InternLM2-7B-Chat	19.57%	4.67%	16.23%	21.20%	20.39%
Llama3-8B-Instruct	<u>30.73%</u>	7.10%	<u>24.44%</u>	<u>30.63%</u>	<u>30.73%</u>
Phi-2	9.03%	8.82%	6.90%	10.24%	9.33%
Qwen1.5-14B-Chat	31.34%	4.26%	26.06%	36.71%	36.31%
Qwen1.5-MoE-A2.7B-Chat	17.65%	7.91%	6.69%	22.21%	22.52%

Table 38: Evaluation results of LLMs on the MATH task, presenting accuracy scores using different key answer extraction methods.

LLMs	OpenCompass	UltraEval	LM Eval Harness	xFinder-llama38it	xFinder-qwen1505
Baichuan2-7B-Chat	5.00%	3.33%	3.33%	5.00%	5.00%
ChatGLM3-6B	72.78%	1.11%	63.33%	72.78%	72.78%
Gemm-2B-it	23.89%	4.44%	4.44%	26.11%	23.89%
Gemma-7B-it	84.44%	1.67%	77.78%	84.44%	83.33%
InternLM2-1.8B-Chat	30.56%	16.67%	36.67%	59.44%	45.56%
InternLM2-7B-Chat	56.67%	36.67%	67.78%	81.67%	70.00%
Llama3-8B-Instruct	<u>97.78%</u>	1.67%	<u>97.78%</u>	<u>97.78%</u>	<u>97.78%</u>
Phi-2	33.33%	<u>29.44%</u>	28.33%	41.67%	38.89%
Qwen1.5-14B-Chat	98.33%	0.56%	98.33%	98.33%	98.33%
Qwen1.5-MoE-A2.7B-Chat	62.78%	7.78%	52.78%	63.33%	63.33%

Table 39: Evaluation results of LLMs on the MultiArith task, presenting accuracy scores using different key answer extraction methods.

E Bump Charts of All Tasks

E.1 Alphabet & Short Text Option Tasks

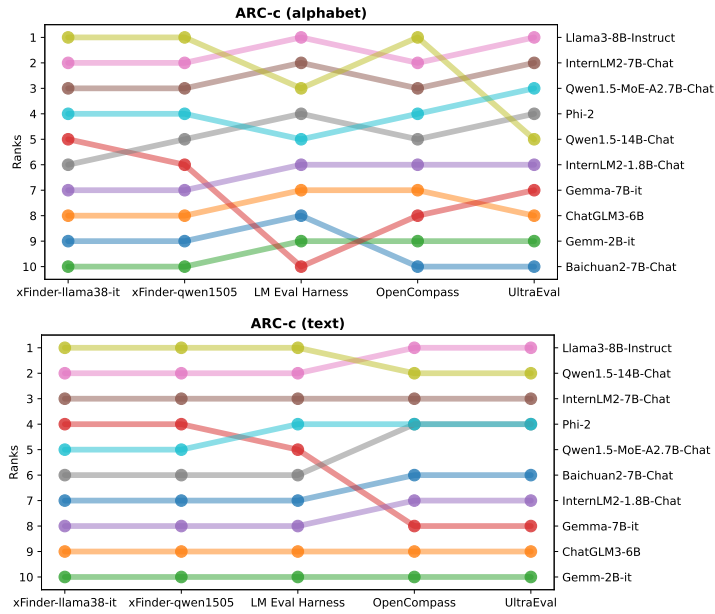


Figure 5: Bump Chart of ARC-c

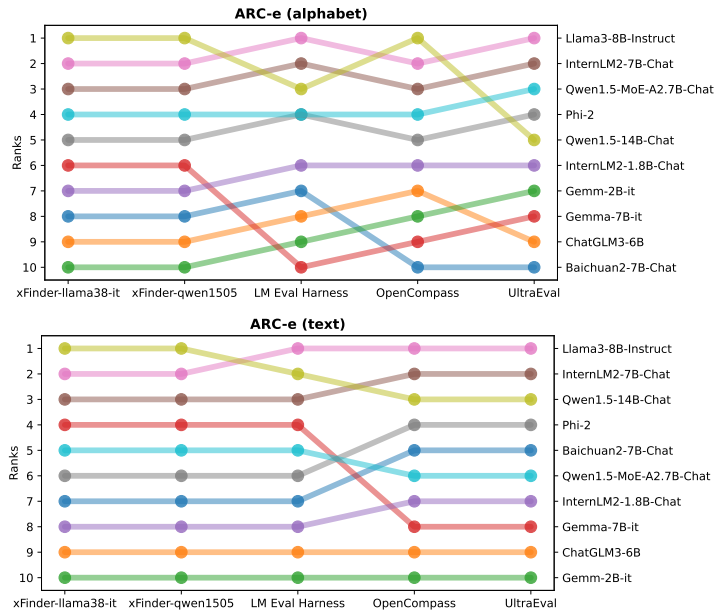


Figure 6: Bump Chart of ARC-e

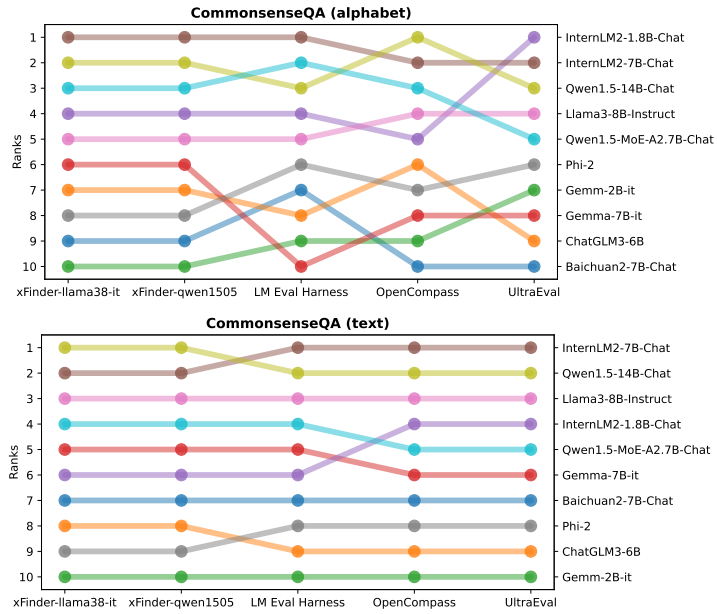


Figure 7: Bump Chart of CommonsenseQA

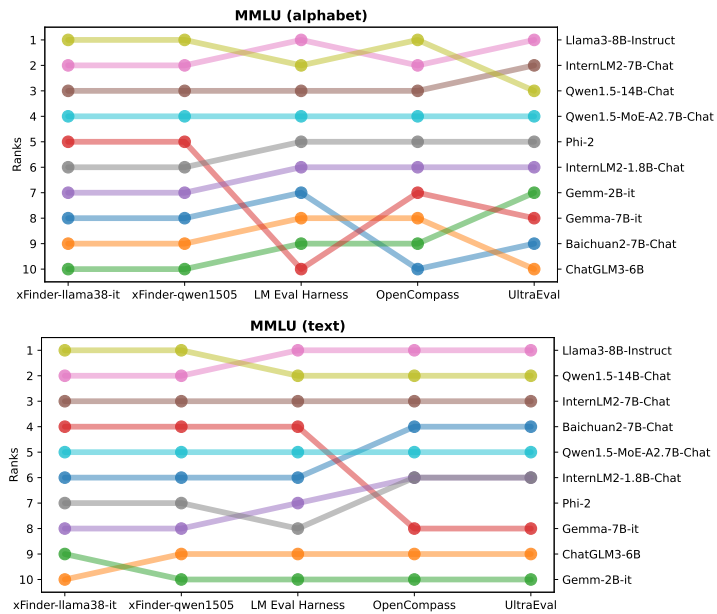


Figure 8: Bump Chart of MMLU

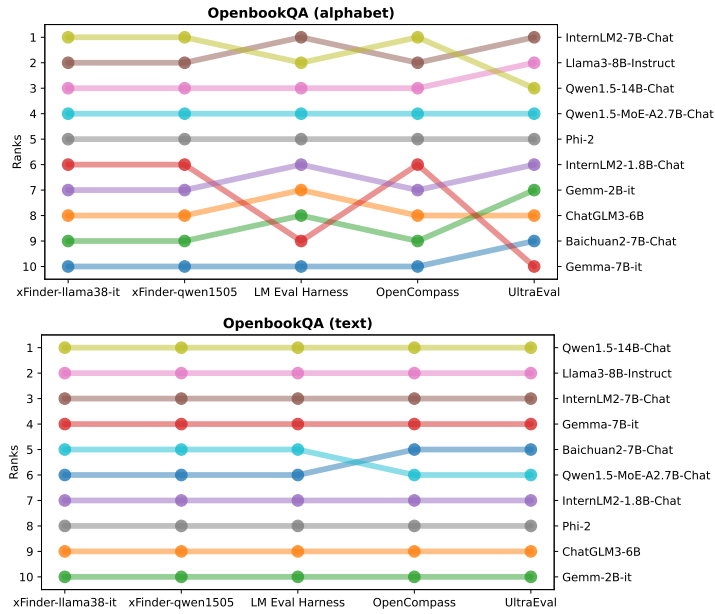


Figure 9: Bump Chart of OpenbookQA

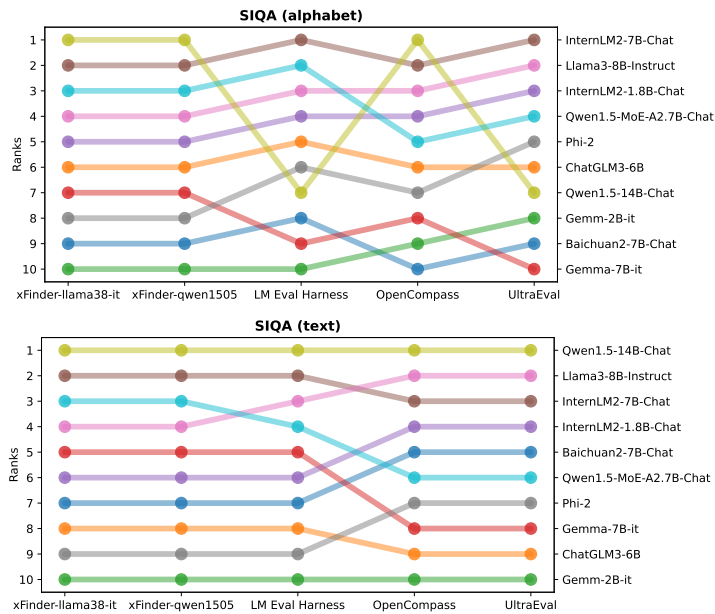


Figure 10: Bump Chart of SIQA

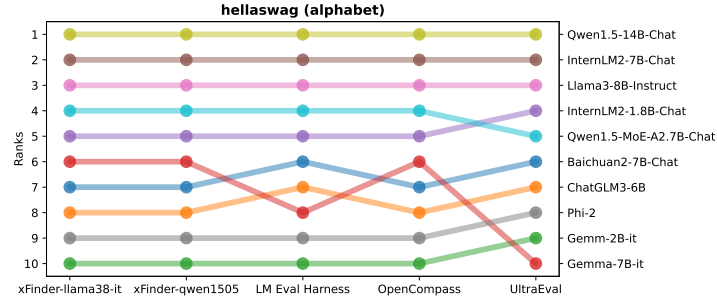


Figure 11: Bump Chart of hellaswag (alphabet)

E.2 Categorical Label Option Tasks

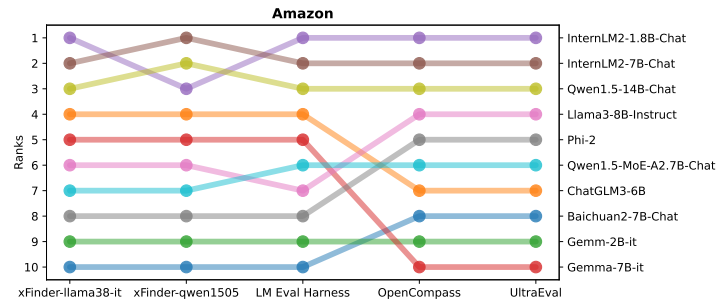


Figure 12: Bump Chart of Amazon

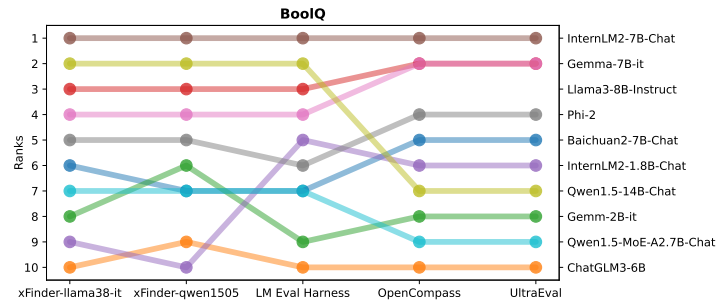


Figure 13: Bump Chart of BoolQ

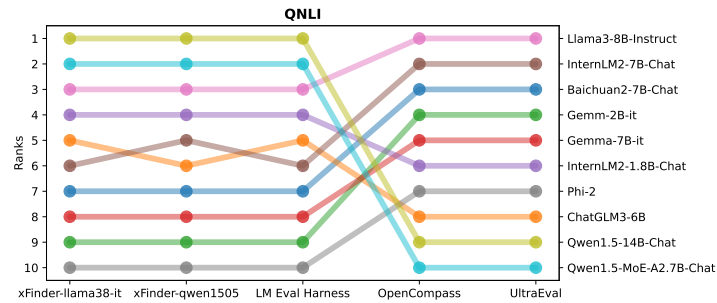


Figure 14: Bump Chart of QNLI

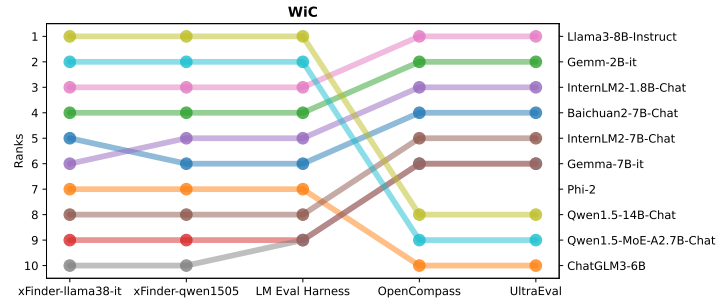


Figure 15: Bump Chart of WiC

E.3 Math Option Tasks

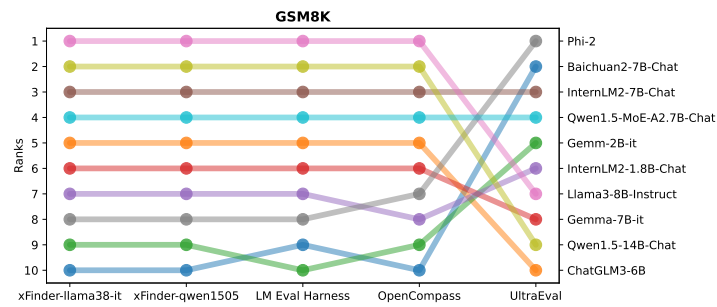


Figure 16: Bump Chart of GSM8K

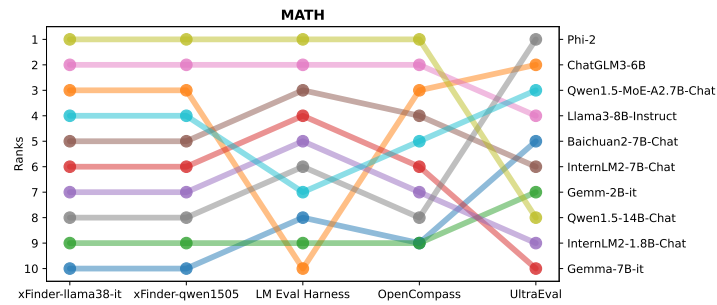


Figure 17: Bump Chart of MATH

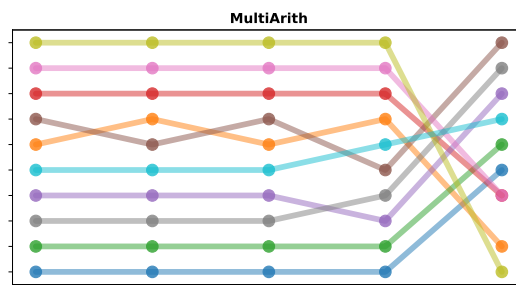


Figure 18: Bump Chart of MultiArith

F Prompts

F.1 Prompts for LLM Responses Generation & Real-World Scenarios Evaluation

In these figures, the **red part** represents the **System prompt**, the **blue part** represents the **Demonstration**, and the **black part** represents the **Question**.

You are an expert in commonsense reasoning, Please choose the answer from options A to D, corresponding to the question.

—

Q: Coal is a fossil fuel that is formed from Answer Choices: (A) water eroding the land. (B) meteors hitting Earth. (C) repeated volcanic eruptions. (D) the decay of organic material.
A:

Figure 19: 0-shot prompt for LLM response generation (using alpha option type question as an example).

You are an expert in commonsense reasoning, Please choose the answer from options A to D, corresponding to the question.

—

Q: Coal is a fossil fuel that is formed from Answer Choices: (A) water eroding the land. (B) meteors hitting Earth. (C) repeated volcanic eruptions. (D) the decay of organic material.
A:

End your final answer with 'The answer is <answer>.'

Figure 20: 0-shot-restrict prompt for LLM response generation & Real-World scenarios evaluation (using alpha option type question as an example).

You are an expert in commonsense reasoning, Please choose the answer from options A to D, corresponding to the question.

—

Q: Coal is a fossil fuel that is formed from Answer Choices: (A) water eroding the land. (B) meteors hitting Earth. (C) repeated volcanic eruptions. (D) the decay of organic material.
A:

Let's think step by step.

Figure 21: 0-shot-cot prompt for LLM response generation (using alpha option type question as an example).

You are an expert in commonsense reasoning, Please choose the answer from options A to D, corresponding to the question.

Q: Coal is a fossil fuel that is formed from Answer Choices: (A) water eroding the land. (B) meteors hitting Earth. (C) repeated volcanic eruptions. (D) the decay of organic material.
A:

End your final answer with 'The answer is <answer>.'

Let's think step by step.

Figure 22: 0-shot-cot-restrict prompt for LLM response generation (using alpha option type question as an example).

You are an expert in commonsense reasoning, Please choose the answer from options A to D, corresponding to the question.

***** Start In-Context Examples *****

Q: Which of the following helps to produce urine in humans and other mammals? Answer Choices: (A) bladder (B) urethra (C) kidneys (D) ureter
A: The answer is (C).

Q: An atom consists of a nucleus surrounded by Answer Choices: (A) ions. (B) protons. (C) neutrons. (D) electrons.
A: The answer is (D).

Q: Which lists the diameter of the planets in order from smallest to largest? Answer Choices: (A) Venus, Earth, Mercury, Mars (B) Earth, Mars, Venus, Mercury (C) Mars, Mercury, Earth, Venus (D) Mercury, Mars, Venus, Earth
A: The answer is (D).

Q: In a container, a mixture of water and salt is stirred so that the salt dissolves completely. Sand is added to this solution and allowed to settle to the bottom of the container. If the container is placed on a heat source and the liquid evaporates completely, what will be left in the container? Answer Choices: (A) Nothing will remain in the container. (B) Only salt will remain in the container. (C) Only sand will remain in the container. (D) Salt and sand will both remain in the container.
A: The answer is (D).

Q: Which instrument measures atmospheric pressure? Answer Choices: (A) barometer (B) hygrometer (C) thermometer (D) magnetometer
A: The answer is (A).

***** End In-Context Examples *****

Q: Coal is a fossil fuel that is formed from Answer Choices: (A) water eroding the land. (B) meteors hitting Earth. (C) repeated volcanic eruptions. (D) the decay of organic material.
A:

Figure 23: 5-shot prompt for LLM response generation (using alpha option type question as an example).

You are an expert in commonsense reasoning, Please choose the answer from options A to D, corresponding to the question.

***** Start In-Context Examples *****

Q: Which of the following helps to produce urine in humans and other mammals? Answer Choices: (A) bladder (B) urethra (C) kidneys (D) ureter
A: The answer is (C).

Q: An atom consists of a nucleus surrounded by Answer Choices: (A) ions. (B) protons. (C) neutrons. (D) electrons.
A: The answer is (D).

Q: Which lists the diameter of the planets in order from smallest to largest? Answer Choices: (A) Venus, Earth, Mercury, Mars (B) Earth, Mars, Venus, Mercury (C) Mars, Mercury, Earth, Venus (D) Mercury, Mars, Venus, Earth
A: The answer is (D).

Q: In a container, a mixture of water and salt is stirred so that the salt dissolves completely. Sand is added to this solution and allowed to settle to the bottom of the container. If the container is placed on a heat source and the liquid evaporates completely, what will be left in the container? Answer Choices: (A) Nothing will remain in the container. (B) Only salt will remain in the container. (C) Only sand will remain in the container. (D) Salt and sand will both remain in the container.
A: The answer is (D).

Q: Which instrument measures atmospheric pressure? Answer Choices: (A) barometer (B) hygrometer (C) thermometer (D) magnetometer
A: The answer is (A).

***** End In-Context Examples *****

Q: Coal is a fossil fuel that is formed from Answer Choices: (A) water eroding the land. (B) meteors hitting Earth. (C) repeated volcanic eruptions. (D) the decay of organic material.
A:

End your final answer with 'The answer is <answer>.'

Figure 24: 5-shot-restrict prompt for LLM response generation (using alpha option type question as an example).

You are an expert in commonsense reasoning, Please choose the answer from options A to D, corresponding to the question.

***** Start In-Context Examples *****

Q: Which of the following helps to produce urine in humans and other mammals? Answer Choices: (A) bladder (B) urethra (C) kidneys (D) ureter

A: The answer is (C).

Q: An atom consists of a nucleus surrounded by Answer Choices: (A) ions. (B) protons. (C) neutrons. (D) electrons.

A: The answer is (D).

Q: Which lists the diameter of the planets in order from smallest to largest? Answer Choices: (A) Venus, Earth, Mercury, Mars (B) Earth, Mars, Venus, Mercury (C) Mars, Mercury, Earth, Venus (D) Mercury, Mars, Venus, Earth

A: The answer is (D).

Q: In a container, a mixture of water and salt is stirred so that the salt dissolves completely. Sand is added to this solution and allowed to settle to the bottom of the container. If the container is placed on a heat source and the liquid evaporates completely, what will be left in the container? Answer Choices: (A) Nothing will remain in the container. (B) Only salt will remain in the container. (C) Only sand will remain in the container. (D) Salt and sand will both remain in the container.

A: The answer is (D).

Q: Which instrument measures atmospheric pressure? Answer Choices: (A) barometer (B) hygrometer (C) thermometer (D) magnetometer

A: The answer is (A).

***** End In-Context Examples *****

Q: Coal is a fossil fuel that is formed from Answer Choices: (A) water eroding the land. (B) meteors hitting Earth. (C) repeated volcanic eruptions. (D) the decay of organic material.

A:

Let's think step by step.

Figure 25: 5-shot-cot prompt for LLM response generation (using alpha option type question as an example).

You are an expert in commonsense reasoning, Please choose the answer from options A to D, corresponding to the question.

***** Start In-Context Examples *****

Q: Which of the following helps to produce urine in humans and other mammals? Answer Choices: (A) bladder (B) urethra (C) kidneys (D) ureter

A: The answer is (C).

Q: An atom consists of a nucleus surrounded by Answer Choices: (A) ions. (B) protons. (C) neutrons. (D) electrons.

A: The answer is (D).

Q: Which lists the diameter of the planets in order from smallest to largest? Answer Choices: (A) Venus, Earth, Mercury, Mars (B) Earth, Mars, Venus, Mercury (C) Mars, Mercury, Earth, Venus (D) Mercury, Mars, Venus, Earth

A: The answer is (D).

Q: In a container, a mixture of water and salt is stirred so that the salt dissolves completely. Sand is added to this solution and allowed to settle to the bottom of the container. If the container is placed on a heat source and the liquid evaporates completely, what will be left in the container? Answer Choices: (A) Nothing will remain in the container. (B) Only salt will remain in the container. (C) Only sand will remain in the container. (D) Salt and sand will both remain in the container.

A: The answer is (D).

Q: Which instrument measures atmospheric pressure? Answer Choices: (A) barometer (B) hygrometer (C) thermometer (D) magnetometer

A: The answer is (A).

***** End In-Context Examples *****

Q: Coal is a fossil fuel that is formed from Answer Choices: (A) water eroding the land. (B) meteors hitting Earth. (C) repeated volcanic eruptions. (D) the decay of organic material.

A:

End your final answer with 'The answer is <answer>.'

Let's think step by step.

Figure 26: 5-shot-cot-restrict prompt for LLM response generation (using alpha option type question as an example).

E.2 Prompts for Auto Labeling Using GPT-4

As shown in Step 3 of Figure 3, we employed a self-consistency strategy for the automatic annotation using GPT-4. Specifically, we used two forms of prompts: a normal form and an XML form, as shown in Figure 27 and Figure 28, respectively. In these figures, the **red part** represents the **System prompt**, the **orange part** represents the **Instruction prompt**, and the black part represents the Question.

You are a help assistant tasked with extracting the precise key answer from given output sentences. You must only provide the extracted key answer without including any additional text.

—

I will provide you with a question, output sentences along with an answer range. The output sentences are the response of the question provided. The answer range could either describe the type of answer expected or list all possible valid answers. Using the information provided, you must accurately and precisely determine and extract the intended key answer from the output sentences. Please don't have your subjective thoughts about the question.

If the output sentences present multiple different answers, carefully determine if the later provided answer is a correction or modification of a previous one. If so, extract this corrected or modified answer as the final response. Conversely, if the output sentences fluctuate between multiple answers without a clear final answer, you should output [No valid answer].

For a question of type "classify_text", if the output sentences do not clearly provide any answer within the specified answer range, then the output should be [No valid answer].

Additionally, if the answer range is a list and the answer given in the output sentences is not included in the answer range, also output [No valid answer].

—

Question: {question}

Output sentences: {LLM response}

Key answer type: {key answer type}

Answer range: {answer range}

Key extracted answer:

Figure 27: The prompt for automatic annotation by GPT-4: normal form.

You are a help assistant tasked with extracting the precise key answer from given output sentences. You must only provide the extracted key answer without including any additional text.

I will provide you with a question, output sentences along with an answer range. The output sentences are the response of the question provided. The answer range could either describe the type of answer expected or list all possible valid answers. Using the information provided, you must accurately and precisely determine and extract the intended key answer from the output sentences. Please don't have your subjective thoughts about the question.

If the output sentences present multiple different answers, carefully determine if the later provided answer is a correction or modification of a previous one. If so, extract this corrected or modified answer as the final response. Conversely, if the output sentences fluctuate between multiple answers without a clear final answer, you should output [No valid answer].

For a question of type "classify_text", if the output sentences do not clearly provide any answer within the specified answer range, then the output should be [No valid answer]. Additionally, if the answer range is a list and the answer given in the output sentences is not included in the answer range, also output [No valid answer].

```
<?xml version="1.0" ?>
<information>
  <question type="str">{question}</question>
  <output_sentences type="str">{LLM response}</output_sentences>
  <key_answer_type type="str">{key answer type}</key_answer_type>
  <answer_range type="dict">
    <type type="str">a list of all possible valid answers</type>
    <choices type="list">{answer range}</choices>
  </answer_range>
</information>
```

Key extracted answer:

Figure 28: The prompt for automatic annotation by GPT-4: XML form.

E.3 Prompts for Extracting Key Answers Using xFinder

As shown in Figure 29, this is the carefully designed prompt template we used for extracting key answers with xFinder.

You are a help assistant tasked with extracting the precise key answer from given output sentences. You must only provide the extracted key answer without including any additional text.

I will provide you with a question, output sentences along with an answer range. The output sentences are the response of the question provided. The answer range could either describe the type of answer expected or list all possible valid answers. Using the information provided, you must accurately and precisely determine and extract the intended key answer from the output sentences. Please don't have your subjective thoughts about the question. First, you need to determine whether the content of the output sentences is relevant to the given question. If the entire output sentences are unrelated to the question (meaning the output sentences are not addressing the question), then output [No valid answer]. Otherwise, ignore the parts of the output sentences that have no relevance to the question and then extract the key answer that matches the answer range. Below are some special cases you need to be aware of:

- (1) If the output sentences present multiple different answers, carefully determine if the later provided answer is a correction or modification of a previous one. If so, extract this corrected or modified answer as the final response. Conversely, if the output sentences fluctuate between multiple answers without a clear final answer, you should output [No valid answer].
- (2) If the answer range is a list and the key answer in the output sentences is not explicitly listed among the candidate options in the answer range, also output [No valid answer].

Question: {question}

Output sentences: {LLM response}

Key answer type: {key answer type}

Answer range: {answer range}

Key extracted answer:

Figure 29: The prompt for extracting key answers by xFinder.