

Efficient Prompt Tuning by Multi-Space Projection and Prompt Fusion

Pengxiang Lan¹, Enneng Yang¹, Yuting Liu¹, Guibing Guo^{1,*}, Linying Jiang¹, Jianzhe Zhao¹ and Xingwei Wang¹

¹Northeastern University, China

{pengxianglan,ennengyang,yutingliu}@stumail.neu.edu.cn,
{guogb,jiangly,zhaojz}@swc.neu.edu.cn, wangxw@mail.neu.edu.cn

Abstract.

Prompt tuning is a promising method to fine-tune a pre-trained language model without retraining its large-scale parameters. Instead, it attaches a soft prompt to the input text, whereby downstream tasks can be well adapted by merely learning the embeddings of prompt tokens. Nevertheless, existing methods still suffer from two challenges: (i) they are hard to balance accuracy and efficiency. A longer (shorter) soft prompt generally leads to a better (worse) accuracy but at the cost of more (less) training time. (ii) The performance may not be consistent when adapting to different downstream tasks. We attribute it to the same embedding space but responsible for different requirements of downstream tasks. To address these issues, we propose an **Efficient Prompt Tuning method (EPT)** by multi-space projection and prompt fusion. Specifically, it decomposes a given soft prompt into a shorter prompt and two low-rank matrices, significantly reducing the training time. Accuracy is also enhanced by leveraging low-rank matrices and the short prompt as additional knowledge sources to enrich the semantics of the original short prompt. In addition, we project the soft prompt into multiple subspaces to improve the performance consistency, and then adaptively learn the combination weights of different spaces through a gating network. Experiments on 13 natural language processing downstream tasks show that our method significantly and consistently outperforms 11 comparison methods with the relative percentage of improvements up to 12.9%, and training time decreased by 14%.

1 Introduction

Fine-tuning methods have become a growing focus to adapt a pre-trained language model (PLM) to a variety of downstream tasks [7, 23]. However, the continuous expansion of the PLMs scale has led to a significant increase in the number of parameters [42], such as the T5 model [24] containing hundreds of millions of parameters. Therefore, full fine-tuning PLMs on all parameters is unrealistic in practical applications. The discrete phrase-based tuning provides task descriptions in the form of input text [2], guiding PLMs to perform corresponding downstream tasks effectively, avoiding full-parameter fine-tuning. Unfortunately, manually designing an effective set of task prompt phrases heavily relies on experts' domain

knowledge, which is still challenging in the face of a wide variety of tasks.

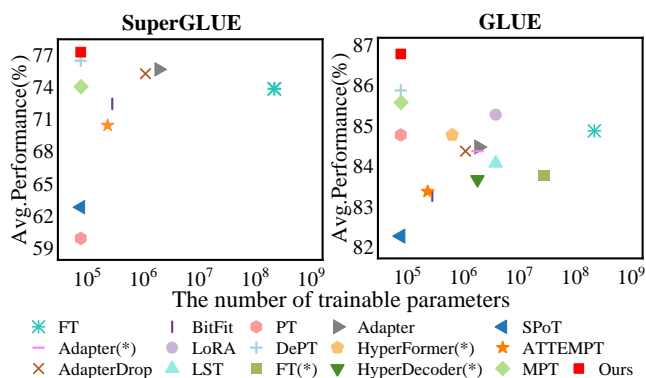


Figure 1: Average performance (y -axis) against the number of trainable parameters (x -axis) on the GLUE and SuperGLUE benchmarks. We utilize the T5-Base for all of the models. * indicates that some tasks utilize multi-task learning.

Recently, prompt tuning (PT) [19] based method has become an effective alternative to convert discrete phrases into a set of learnable parameters. PT freezes the parameters of PLMs and only trains the attached soft (continuous) prompt vectors to the input text. Therefore, its parameters do not dramatically scale up with the expansion of the model size, making PT stand out in the parameter-efficient fine-tuning (PEFT) approaches [28]. Recent studies have leveraged some successful approaches to reduce training parameters in PT, such as parameter-efficient transfer learning (PETL) [33, 1], multi-task learning [36], and decomposing soft prompts [28, 39]. Despite these PT variants effectively improving soft prompt performance in downstream tasks, PT still faces several limitations that cannot be ignored. **First**, existing PT-based methods encounter the challenge of balancing accuracy and efficiency [28, 39, 19]. Attaching the soft prompt to the input extends the overall length of the input sequence. Due to the quadratic complexity of the Transformer [32], lengthening the soft prompt introduces additional training time. PT requires training a substantial number of prompt tokens to achieve competitive performance [19]; directly shortening the soft prompt to reduce training time may result in sub-optimal performance for PT. **Second**, existing PT-based variants are not well adapted to various downstream tasks and are causing inconsistent performance. This is because they at-

* Corresponding Author.

tempt to handle the different needs of various downstream tasks with the same embedding space [28, 36, 1]. However, text information in natural language processing tasks involves different types [35] and degrees of difficulty, and models pay limited attention to semantics in the short prompt. For example, on the SuperGLUE [35] benchmark, which is more complex than the GLUE [34] benchmark, the performance of PT’s variants is not very satisfactory.

To tackle the aforementioned knotty issues, we propose a novel efficient prompt tuning (EPT) that consists of two core modules: prompt fusion and multi-space projection. EPT initially decomposes a whole soft prompt into two independent parts: a short prompt and two low-rank matrices. Only the short prompt is attached to the front of the input, to reduce the training time. Low-rank matrices are utilized to update the frozen input text embedding. Next, to offset the semantic loss of the short prompt compared with long ones, we design a prompt fusion module, which utilizes the attention network to capture the knowledge difference between low-rank matrices and the short prompt, and instills this difference into the short prompt to improve the semantic richness of the short prompt. Then, to adapt PT to different downstream tasks more consistently, we leverage a multi-space projection module to project a single soft prompt into multiple subspaces and reweight the soft prompt in these subspaces according to the task through the gating network. Finally, a joint representation of the prompt (obtained from the prompt fusion and multi-space projection modules) replaces the vanilla prompt.

In summary, the main contributions of this paper are as follows:

- We point out that PT-based methods suffer from the trade-off dilemma of “accuracy and efficiency” as well as performance inconsistency. To address these issues, we propose a novel efficient prompt tuning (EPT) method.
- We design two effective modules in EPT, prompt fusion and prompt projection. The former helps to maintain the efficiency of the short prompt and compensate for the semantic missing of the short prompt to enhance performance, and the latter reweights prompts in multiple subspaces to adapt to downstream tasks.
- We comprehensively evaluate EPT on the GLUE and SuperGLUE benchmarks, where EPT outperformed other PEFT methods, including LoRA and multi-task transfer learning-based PT variants (see Figure.1). In particular, EPT achieves a 14% reduction in training time compared to vanilla PT on the GLUE benchmark.

2 The Proposed Method

In this section, we first introduce the background of the prompt tuning and then elaborate our proposed EPT method as shown in Figure. 2. It consists of four main modules: (1) Prompt Decomposition, (2) Prompt Fusion, (3) Multi-Space Projection, and (4) Reconstructed Prompt.

2.1 Background: Prompt Tuning

We first introduce the training method of PT. PT has gained widespread adoption in downstream tasks due to its advantage of the parameters not increasing sharply with the expansion of the model [28]. Let labeled training data $(\mathbf{X}, \mathbf{Y}) = \{\mathbf{x}_i, \mathbf{y}_i\}_{i=1}^N$ for one target task \mathcal{T} , where N is the number of training data. Given a PLM with parameters Θ and each input text x_i . The embedding of $x_i \in \mathbf{X}$ is represented as $\mathbf{E}_i \in \mathbb{R}^{m \times d}$, where m is maximum sequence length and d is the dimension of input text embedding. $\mathbf{P} \in \mathbb{R}^{l \times d}$ is initialized to form a target prompt, l is a hyper-parameter for the length of

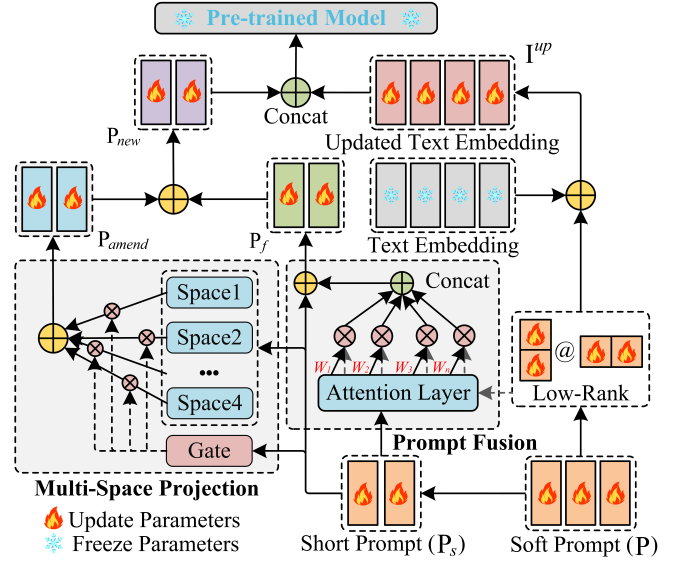


Figure 2: The overview of the EPT model. Firstly, we decompose the whole soft prompt into a short prompt and two low-rank matrices. Low-rank matrices are multiplied and added element-wise to the frozen input text embedding. Secondly, the Multi-Space Projection Module maps the short prompt to multiple subspaces to account for the different requirements of downstream tasks. Then, the Prompt Fusion module enhances the semantic knowledge of the short prompt. Finally, EPT learns a joint representation of prompts (from the Multi-Space Projection and Prompt Fusion module) to supersede the original prompt. The new prompt and the updated input text embedding are concatenated to input into the PLM.

the soft prompt. It is concatenated with $\mathbf{E}_i \in \mathbb{R}^{m \times d}$, which does not involve gradient updates during training, to form a new input embedding $[\mathbf{P}; \mathbf{E}_i] \in \mathbb{R}^{(l+m) \times d}$. The target task is formulated as follows:

$$\mathcal{L}_{PT} = - \sum_i \log P(\mathbf{y}_i | [\mathbf{P}; \mathbf{E}_i]; \Theta) \quad (1)$$

where \mathcal{L}_{PT} is a loss function only optimized with the prompt \mathbf{P} . However, vanilla PT requires training a large number of prompt tokens (i.e., a larger value of l in \mathbf{P}) to achieve the expected performance [19].

2.2 Prompt Decomposition

Most studies have shown that the performance of PT is comparable to full fine-tuning [26, 36]. However, a challenging issue persists: PT requires training a substantial number of prompt tokens to achieve competitive performance, resulting in an increased length of the entire input sequence [19]. It causes greater resource consumption in the training/inference phase [28]. Inspired by DEPT [28], we decompose $\mathbf{P} \in \mathbb{R}^{l \times d}$ into a short trainable prompt $\mathbf{P}_s \in \mathbb{R}^{s \times d}$ and two trainable low-rank matrices ($\mathbf{A} \in \mathbb{R}^{m \times r}$ and $\mathbf{B} \in \mathbb{R}^{r \times d}$) to reduce computing costs. Among them, r is the rank in low-rank matrices and $r \ll \min(m, d)$, s ($s < l$) is the length of the short prompt, d is the dimension of input text embedding, m is the maximum sequence length. Notably, unlike the DEPT, its \mathbf{A} and \mathbf{B} are random Gaussian initialization and zero initialization respectively (follow LoRA [14]). This operation of randomly initializing results in a complete loss of information about the original longer prompt, \mathbf{P} , since it is semantically rich. Therefore, in our approach, \mathbf{A} and \mathbf{B} are obtained by

decomposing of \mathbf{P} to preserve the semantics of original prompt \mathbf{P} as much as possible.

In order to keep the same amount of trainable parameters, the selection of s and r satisfies the equation $l \times d = s \times d + (m + d) \times r$, where s and r are hyper-parameters and $s < l$ when $r > 0$. For the decomposition of the vanilla PT, the specific values of s and r affect each other. For example, in the T5-base, d (dimension) is 768. If l is 100 and m is 256, when the length of \mathbf{P}_s is 60, r is 30 ($60 \times 768 + (256 + 768) \times 30$). When the length of \mathbf{P}_s is 40, r is 45 ($40 \times 768 + (256 + 768) \times 45$). When $r = 0$, $s = l$, the decomposed PT proposed in this paper degenerates to vanilla PT. The purpose of the low-rank matrices is to update the frozen input word embedding. When $s = 0$, only low-rank matrices are used to update the frozen input word embedding:

$$\mathbf{I}_i^{up} = \mathbf{E}_i + \mathbf{A} \otimes \mathbf{B} \quad (2)$$

where $\mathbf{A} \otimes \mathbf{B}$ represents the multiplication operation of \mathbf{A} and \mathbf{B} , $\mathbf{I}_i^{up} \in \mathbb{R}^{m \times d}$ represents the result of adding $\mathbf{A} \otimes \mathbf{B}$ to the frozen input text embedding \mathbf{E}_i .

2.3 Prompt Fusion

In this section, we design a novel prompt fusion module to keep the short prompt efficiency and further compensate for the semantic loss of the decomposition of the long prompt into a short prompt and two low-rank matrices in the previous section. Specifically, supposing the short prompt \mathbf{P}_s is directly injected into PLMs (the vanilla prompt has the same operation). In that case, although shortening the length of the soft prompt reduces the training time, this still will lead to poor performance of PT because of the lack of knowledge of the original prompt \mathbf{P} . PT requires a substantial number of prompt tokens (exceeding 100) to achieve optimal performance [19]. Therefore, enriching the knowledge of the decomposed soft prompt becomes exceptionally crucial while reducing the training time.

Building upon this foundation, we first leverage an attention network to consider the difference in knowledge richness between low-rank matrices and the short prompt. Then, we add the short prompt with the output of the attention network to enhance the knowledge of the original short prompt:

$$\mathbf{W}_{attn} = \text{softmax}\left(\frac{1}{\sqrt{d}} \mathbf{P}_s \cdot (\mathbf{A} \otimes \mathbf{B})^\top\right) \quad (3)$$

$$\mathbf{P}_f = \mathbf{P}_s + \text{Ein}(\mathbf{W}_{attn} \cdot \mathbf{P}_s) \quad (4)$$

where $(\mathbf{A} \otimes \mathbf{B})^\top$ is the transpose of $\mathbf{A} \otimes \mathbf{B}$, \mathbf{W}_{attn} is the weighted vector representation, and $\text{Ein}(\cdot)$ is the Einstein Summation (the way the dimensions change is $'bpl, bpd \rightarrow bpd'$). The attention mechanism $\mathbf{W}_{attn} \cdot \mathbf{P}_s$ considers the knowledge association between low-rank matrices and \mathbf{P}_s . $\mathbf{P}_f \in \mathbb{R}^{m \times d}$ enhances the knowledge within the original short prompt based on reducing the consumption of computing resources.

2.4 Multi-Space Projection

In this section, we propose the multi-space projection module to project a single prompt into multiple subspaces to solve the performance inconsistency problem of the original PT only fine-tuning in a single space, which reweights the prompt representations in different spaces through a gating network at each downstream task. Text information in text classification tasks usually involves different

types and degrees of difficulty (such as Natural Language Inference, Question Answering, etc.). However, PT is inputted into PLMs in the same embedding space to adapt to downstream tasks, and a single space does not consider the different requirements in downstream tasks. This results in potentially inconsistent performance of PT - as it performs well on some tasks and poorly on others. The Mixture-of-Experts [16] provides an excellent idea to solve the aforementioned problem. Motivated by this, we map \mathbf{P}_s to distinct spaces and utilize a gating network to control each space's weight distribution. Prompt tokens are assigned different degree weights by achieving the parameter selection:

$$E_i(\mathbf{P}_s) = \text{linear}_1(\sigma(\text{linear}_2(\mathbf{P}_s))), i \in [1, \dots, N_e] \quad (5)$$

where $E_i(\mathbf{P}_s) \in \mathbb{R}^{s \times d}$ is the i -th space, $\text{linear}_1 \in \mathbb{R}^{m \times d}$, $\text{linear}_2 \in \mathbb{R}^{d \times m}$, N_e is the maximum number of spaces, the activation function $\sigma(\cdot)$ is a ReLU [18] function. The gate network is formulated as follows:

$$f_i(\mathbf{P}_s) = \text{linear}(\mathbf{P}_s), i \in [1, \dots, N_e] \\ G_i(\mathbf{P}_s) = \frac{\exp^{f_i(\mathbf{P}_s)}}{\sum_{i=1}^{N_e} \exp^{f_i(\mathbf{P}_s)}} \quad (6)$$

where $G_i(\mathbf{P}_s) \in \mathbb{R}^{s \times 1}$ is used to control the importance of each space, $\text{linear} \in \mathbb{R}^{d \times 1}$. Reweighting each space by leveraging a gating mechanism:

$$\mathbf{P}_{amend} = \sum_{i=1}^{N_e} G_i(\mathbf{P}_s) \cdot E_i(\mathbf{P}_s) \quad (7)$$

where $\mathbf{P}_{amend} \in \mathbb{R}^{s \times d}$ is the result of reweighting \mathbf{P}_s . $G_i(\mathbf{P}_s)$ makes one or more spaces in an active state better for different parameter selections.

2.5 Reconstructed Prompt

In this section, our EPT method integrates prompt representations of the fusion module in Sec. 2.3 and the multi-space module in Sec. 2.4 to obtain a joint representation to have both advantages. To be specific, we learn the joint representation \mathbf{P}_{new} of \mathbf{P}_{amend} and \mathbf{P}_f . Weights of \mathbf{P}_{amend} are allocated in different spaces, and the soft prompt \mathbf{P}_f in the prompt fusion module. The purpose of learning a joint representation of soft prompts is to replace the original prompt \mathbf{P} with \mathbf{P}_{new} :

$$\mathbf{P}_{new} = \mathbf{P}_{amend} + \mathbf{P}_f \quad (8)$$

when the initialized \mathbf{P}_s performs poorly on specific tasks, \mathbf{P}_{amend} and \mathbf{P}_f redistribute the importance of \mathbf{P}_s . After learning \mathbf{P}_{new} , the constructed network is discarded, and \mathbf{P}_{new} is utilized for training in the PLM. Therefore, the trainable parameters input into the PLMs will remain consistent with the original PT. By \mathbf{P}_{new} and \mathbf{I}_i^{up} , Eq.(1) is displaced by:

$$\mathcal{L}_{PT} = - \sum_i \log P(\mathbf{y}_i | [\mathbf{P}_{new}; \mathbf{I}_i^{up}]; \mathbf{P}_{new}) \quad (9)$$

where $[\mathbf{P}_{new}; \mathbf{I}_i^{up}]$ is an input embedding of PLMs through the connection of \mathbf{P}_{new} and \mathbf{I}_i^{up} .

Table 1: The details of the 15 datasets used in our experiment. NLI stands for natural language inference.

GLUE Benchmark						
Dataset	#Train	#Valid	#Test	Type	Domain	#Metric
MNLI	392,702	9,832	9,815	NLI	various	accuracy
QQP	362,846	1,000	40,431	Paraphrase	social QA questions (Quora)	accuracy
QNLI	103,743	1,000	5,463	NLI	Wikipedia	accuracy
MRPC	3,668	204	204	Paraphrase	news	accuracy
STS-B	5,749	750	750	Sent. Similarity	various	Pearson corr.
SST-2	66,349	1,000	872	Sentiment	Movie Reviews	accuracy
CoLA	8,551	521	522	Acceptability	various	Matthews corr.
RTE	2,490	138	139	NLI	News, Wikipedia	accuracy
SuperGLUE Benchmark						
Dataset	#Train	#Valid	#Test	Type	Domain	#Metric
MultRC	27,243	2,424	2,424	Question Answering	various	F1
Wic	5,428	319	319	Word Sense Disambiguation	lexical databases	accuracy
WSC	554	52	52	Common Sense Reasoning	fiction books	accuracy
BoolQ	9,427	1,635	1,635	Question Answering	Wikipedia	accuracy
CB	250	28	28	NLI	various	accuracy
ReCoRD	137,484	1,370	15,176	Common Sense Reasoning	news (CNN, Daily Mail)	F1
MRQA 2019 Shared Task						
Dataset	#Train	#Valid	#Test	Type	Domain	#Metric
SQuAD	87,599	10,570	-	Question Answering	Wikipedia	F1

3 Experiments

We conduct extensive experiments to answer these key research questions:

RQ1: How does EPT compare with state-of-the-art baselines across different datasets?

RQ2: How do we understand the impact of the critical components of EPT and model scaling on the performance of EPT?

RQ3: How do the few-shot adaptability and hyper-parameter tuning affect the performance of EPT?

3.1 Evaluation Datasets and Source Tasks

We conducted multi-angle experiments on the EPT method to demonstrate its outstanding applicability to 13 publicly available NLP tasks (8 from the GLUE benchmark¹ and 5 from the SuperGLUE benchmark²). Specifically, **(1) GLUE** [34] is a benchmark for evaluating natural language understanding performance. It consists of diverse tasks that test the model’s ability to understand language in different contexts. To fully prove the performance effect of EPT, we maintain consistency with previous work, and the NLP datasets are MNLI [38], QQP [34], QNLI [25], SST-2 [29], STS-B [3], MRPC [8], RTE [10] and CoLA [37] from GLUE. **(2) SuperGLUE** [35] is an extension of GLUE, that includes more complex and challenging tasks. This paper uses five tasks from SuperGLUE: MultiRC [17], BoolQ [5], WiC [22], WSC [20] and CB [6]. We follow the previous working setup [30, 1, 28], which only utilizes ReCoRD [41] and SQuAD [25] in the few-shot experiment. Table. 1 shows the complete statistics of all experimental datasets, including the size of training, validation, and test sets, the task type, the domain to which each dataset belongs, and the evaluation metrics. There are many datasets in the GLUE and SuperGLUE benchmarks, and we use average performance to compare the improvement rate.

¹ <https://huggingface.co/datasets/glue>

² https://huggingface.co/datasets/super_glue

3.2 Baselines

We focus on exploring a high-performance and less training parameter method of PEFT, so the number of training parameters is also an essential factor. Methods such as KronA [9], S4 [4], etc. have more training parameters, for example, the training parameter of PT is 0.1% of full fine-tuning, while the training parameter of MAM adapter [12] is 6.7% of full fine-tuning. Therefore, we focus more on the latest methods of PT-type in the baseline selection.

The baselines for comparison with EPT are: **(1) Full Fine-tuning (FT)**, which updates all parameters of PLMs. **(2) PEFT approaches**, including Adapter [13], AdapterDrop [27], BitFit [40], LoRA [14], LST [31], HyperFormer [21], and HyperDecoder [15]. Notably, multi-task learning variants include FT, Adapter, HyperFormer, and HyperDecoder. **(3) PT-based method**, where the vanilla PT [19] updates parameters with prompt prefix to accommodate various downstream tasks, and its variants include SPoT [33], ATTEMPT [1], MPT [36], and their transfer and multi-task learning variants. SPoT and ATTEMPT find optimal prompt initializations by pre-training prompts on informative source tasks. **(4) Prompt decomposition**, DEPT [28], is a parameter-efficient method that decomposes the soft prompt.

3.3 Training Detail Settings

Implementation details: The EPT is implemented by the Python library of PyTorch 1.13.1³, Huggingface Transformers⁴, and Huggingface PEFT⁵. The main experiments of EPT and baseline are performed using the T5-Base model [28], which has a parameter size of 220M and the hidden size d is 768. Consistent with the experimental setup of DEPT, we decompose the vanilla prompt (parameter size is 76,800) with the length of prompt tokens of 100. We train for 30,000 steps on small datasets with less than 100k training examples and 300,000 steps on large-size data with more than 100k examples. We conduct a grid search for learning rates. For the soft prompt, we

³ <https://pytorch.org/>

⁴ <https://github.com/huggingface/transformers>

⁵ <https://github.com/huggingface/peft>

Table 2: Performance comparison on GLUE benchmark, all experimental results are based on the T5-Base model. The evaluation metrics are Pearson correlation for STS-B and accuracy for other tasks. “Param” represents the amount of trainable parameters for each task. Where \star indicates that some tasks utilize the PETL method, \diamond indicates that some tasks utilize multi-task learning (resulting in the reduction of trainable parameters). ¹ sourced from [1]. ² sourced from [31]. ³ sourced from [36]. The best result is marked in bold. The second-best result is marked with an underline. The numbers under datasets refer to the number of training examples in each dataset.

Model	Param	GLUE								
		MNLI (393K)	QQP (364K)	QNLI (105K)	MRPC (3.7K)	STS-B (7K)	SST-2 (67K)	CoLA (8.5K)	RTE (2.5K)	Mean (%)
Fine-tuning ¹	220M	86.8	91.6	93.0	90.2	89.7	94.6	61.8	71.9	84.9
LoRA ²	3.8M	86.3	89.0	93.2	90.1	90.9	94.3	63.3	75.5	85.3
LST ²	3.8M	85.6	88.8	<u>93.3</u>	90.4	90.7	94.1	58.1	71.9	84.1
Adapter ¹	1.9M	<u>86.5</u>	90.2	<u>93.2</u>	85.3	90.7	93.8	64.0	71.9	84.5
AdapterDrop ¹	1.1M	86.3	90.2	93.2	86.3	91.4	93.6	62.7	71.2	84.4
BitFit ¹	280K	85.3	90.1	93.0	86.8	90.9	94.2	58.2	67.6	83.3
ATTEMPT \star ¹	232K	84.3	90.3	93.0	85.7	89.7	93.2	57.4	73.4	83.4
MPT \star ³	77.6K	85.9	90.3	93.1	89.1	90.4	93.8	62.9	79.4	85.6
PT	76.8K	83.6	90.3	93.1	87.7	90.2	93.6	59.5	76.2	84.3
SPoT \star ¹	76.8K	85.4	90.1	93.0	79.7	90.0	93.4	57.1	69.8	82.3
DEPT	76.8K	85.0	90.4	93.2	90.7	90.8	94.2	63.8	79.1	<u>85.9</u>
EPT (ours)	76.8K	85.8	90.3	<u>93.3</u>	90.2	<u>91.1</u>	<u>94.5</u>	66.9	<u>82.0</u>	86.8
Fine-tuning \diamond ¹	28M	85.7	<u>91.1</u>	92.0	90.2	88.8	92.5	54.9	75.4	83.8
Adapter \diamond ¹	1.8M	86.3	<u>90.5</u>	93.2	90.2	89.9	93.0	61.5	70.3	84.4
HyperDecoder \diamond ¹	1.8M	86.0	90.5	93.4	87.7	90.5	94.0	55.9	71.7	83.7
HyperFormer \diamond ¹	638K	85.7	90.0	93.0	87.2	89.7	94.0	63.7	75.4	84.8
ATTEMPT \diamond \star ³	96K	83.7	90.1	93.2	87.3	90.8	94.3	<u>64.3</u>	82.7	85.8
MPT \diamond \star ³	10.5K	84.3	90.0	93.0	89.2	90.4	93.3	63.5	82.7	85.8

Table 3: Performance comparison on SuperGLUE. All experimental results are based on the T5-Base model. The evaluation metrics are F1 for MultiRC (Multi) and accuracy for other tasks. The second-best result is marked with an underline. The numbers under datasets refer to the number of training examples in each dataset.

Model	Param	SuperGLUE					
		Multi (5.1K)	Wic (6K)	WSC (554)	Bool (9.4K)	CB (250)	Mean (%)
Fine-tuning ¹	220M	72.8	70.2	59.6	81.1	85.7	73.9
Adapter ¹	1.9M	75.9	67.1	<u>67.3</u>	82.5	85.7	75.7
AdapterDrop ¹	1.1M	72.9	68.3	<u>67.3</u>	<u>82.3</u>	85.7	75.3
BitFit ¹	280K	74.5	<u>70.0</u>	59.6	79.6	78.6	72.5
ATTEMPT \star ¹	232K	74.4	66.8	53.8	78.8	78.6	70.5
PT	76.8K	67.3	60.5	59.6	70.7	78.6	67.3
SPoT \star ¹	76.8K	74.0	67.0	50.0	77.2	46.4	62.9
MPT \star ³	77.6K	<u>74.8</u>	69.0	<u>67.3</u>	79.6	79.8	74.1
DEPT	76.8K	74.3	68.7	<u>67.3</u>	79.3	92.9	<u>76.5</u>
EPT (ours)	76.8K	<u>74.8</u>	69.0	69.2	80.8	92.9	77.3
ATTEMPT \diamond \star ³	96K	74.4	66.5	69.2	78.5	82.1	74.1
MPT \diamond \star ³	10.5K	<u>74.8</u>	70.2	<u>67.3</u>	79.2	89.3	76.1

search the learning rate (α_1) within the set $\{3e-1, 4e-1, 5e-1\}$. For the low-rank matrices, we search the learning rate (α_2) within the set $\{1e-04, 5e-4, 5e-03\}$. Following DEPT, we utilize five source tasks - MNLI, QQP, SST-2, SQuAD, and ReCoRD - for the few-shot experiments. We derive our soft prompt from one of these selected source tasks to initialize our soft prompt and low-rank matrices. In addition, we search for the number of spaces and the length of soft prompts, and analyze their respective effects on EPT in detail in Section 3.6. Finally, the maximum sequence length of the model is usually set to 256 (the length on SuperGLUE-MultiRC is set to 348), and we evaluate performance every 1000 steps.

Models: Previous studies have demonstrated that prompt tuning (PT) is close to full model tuning when model size increases, closing the

performance gap when the model contains over 11B parameters [19]. However, in smaller models, PT still performs poorly, and its performance may vary significantly depending on the selection of hyperparameters [33], such as prompt length. Therefore, our models for evaluating EPT performance are T5-Small (60M), T5-Base (220M), and T5-Large (770M).

3.4 Overall Performance Comparison (RQ1)

Overall, Table.2 and Table.3 show the results of EPT and other baselines on the GLUE and SuperGLUE benchmarks, respectively. Overall, EPT only utilizes a small number of trainable parameters, and its average performance on the two benchmarks outperforms 11 PEFT methods, including PT variants based on multi-task and transfer learning, the visualized results are shown in Figure.1. In particular, EPT has the best results for CoLA in the GLUE benchmark and WSC and CB in the SuperGLUE benchmark.

Among all baselines, although the full fine-tuning performs best in some datasets (MNLI, QQP, SST-2, and SuperGLUE_Wic), the number of parameters required for training is 2,904 times that EPT, making full fine-tuning undoubtedly very computationally resource intensive. SPoT, DEPT, and EPT perform better while keeping the same training parameters as the original PT. This proves that randomly sampled tokens from the vocabulary for initialization and then directly injecting them into PLMs cannot make PT well adaptable to different downstream tasks. EPT and DEPT also utilize decomposing the soft prompt to reduce computing resources. It is worth noting that the performance of our proposed EPT surpasses DEPT by 1% on the GLUE benchmark and by 1.1% on the SuperGLUE benchmark. This affirms the necessity of considering projecting the short prompt into multiple subspaces, which improves adaptability to different downstream tasks with different requirements and utilizes the prompt fusion module to enrich the short prompt’s semantic knowledge. Additionally, compared to the baseline MPT and ATTEMPT,

Table 4: Performance comparison on the critical components of EPT on GLUE and SuperGLUE benchmarks.

Prompt Decomposition	Prompt Fusion	Multi-Space Projection	GLUE (%)	SuperGLUE (%)
✗	✗	✗	84.8	60.0
✓	✗	✗	85.9	76.5
✓	✓	✗	86.5	76.7
✓	✗	✓	86.4	77.1
✓	✓	✓	86.8	77.3

which are the best-performing transfer learning methods, EPT performs better. EPT not only does not require additional pre-training source tasks but also trains fewer parameters.

Unlike DEPT and ATTEMPT, EPT has consistent performance in downstream tasks with different requirements, whereas they all utilize the attention mechanism. Additionally, SPoT and ATTEMPT only consider the relationship between source prompts of different tasks. EPT enhances the semantic knowledge of the short prompt through the prompt fusion module and improves the adaptability to downstream tasks with different requirements by reweighting the short prompt in the multi-space projection module, which is why EPT performs the best. Full fine-tuning performs best in some datasets, such as MNLI and QQP. We analyze that EPT is more efficient in datasets with fewer training samples. Overall, in the GLUE benchmark, our optimal baseline DEPT is only 0.3% higher than MPT in single-task setting. DEPT is only 0.5% better than MPT on multi-task setting on the SuperGLUE benchmark. On the contrary, on the GLUE benchmark, our proposed EPT outperforms DEPT by 1% and vanilla PT by 2.9%. On the SuperGLUE benchmark, EPT outperforms DEPT by a relative 1.1% and vanilla PT by a relative 12.9%. Therefore, while training time decreased by 14%, the degree of performance improvement is already very noticeable.

3.5 Ablation Experiment Analysis (RQ2)

Analysis the Critical Components of EPT. To verify the contribution of each critical component (Prompt Decomposition, Prompt Fusion, and Multi-Space Projection) in EPT. We divided EPT into five different variants for ablation experiments, as shown in Table.4. Overall, the result of EPT considering all critical components (i.e., the last line) is the most outstanding. The lack of any critical component in EPT significantly reduces performance, proving that each critical component positively impacts EPT. Compared to the vanilla PT, the performance improvement of EPT is 2.9% on the GLUE benchmark and 12.9% on the SuperGLUE benchmark. When not considering all critical components (i.e., the first line), EPT is a vanilla PT. When using the prompt fusion or multi-space projection module, EPT is superior to only performing the prompt decomposition. This again proves the effectiveness of the prompt fusion and multi-space projection module.

Power of Model Scale. We empirically analyze the impact of the model scale (T5-Small, T5-Base, T5-Large) on the performance of different baselines (PT, ATTEMPT, Adapter, Fine-tuning, MPT, and EPT) on BoolQ and MultiRC in the SuperGLUE benchmark. As shown in Figure.3, the performance get improvements with the increase of the model scale. This is aligned with the findings of [19]. When the model specification is T5-Large, the performance of EPT on MultiRC also is optimal. Furthermore, the performance of EPT outperforms the other baselines on the SuperGLUE benchmark with T5-Large, and the parameters required to train EPT are far less than

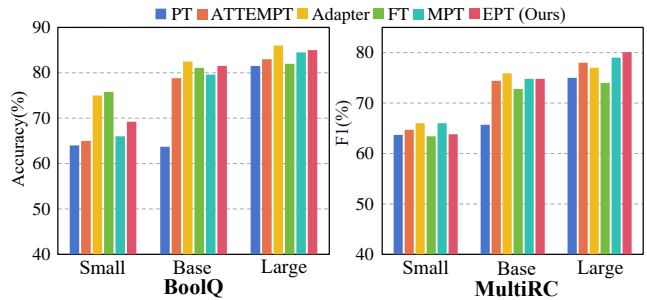


Figure 3: Performance of different baselines varies with model scale (from T5-Small, T5-Base, T5-Large). full fine-tuning and Adapter.

3.6 Few-shot Adaptation and Sensitivity of the Hyper-parameter (RQ3)

Few-shot adaptation. Following previous work [1, 36, 28], we pre-trained the soft prompt and the low-rank matrices on source tasks. We evaluate the performance of EPT, vanilla PT, and MPT in k -shot ($k = 4, 16, 32$) on the GLUE benchmark. As shown in Figure.4(a), the performance improvement of EPT is mainly due to using the PETL framework for pre-training source prompts. EPT outperforms other variants of PT under few-shot learning tasks, which proves its effectiveness.

The Length of Soft Prompt. For our EPT method, we keep the same number of trainable parameters (76,800) as vanilla PT (length is 100), so when comparing the time cost on EPT and PT, we only compare the decomposed EPT with the original PT (length is 100). Figure.4(b) shows that EPT takes more training time as the length of the short prompt increases. When the length of the short prompt is 60, EPT has the best performance on the GLUE benchmark, and the training time of EPT is 14% lower than that of the original PT.

On the GLUE benchmark, EPT significantly outperforms DEPT and PT at different prompt’s lengths (except for length 0). When the prompt’s length is 0, the soft prompt is only decomposed into two low-rank matrices and the prompt fusion and multi-space projection module in EPT cannot work. Therefore, EPT and DEPT have the same performance. When the length of the soft prompt is 0, the parameters are frozen and not updated, so the vanilla PT is no performance result. When the length of soft prompt is 100, EPT is superior to DEPT because the short prompt is mapped to different subspaces to reweight prompt tokens, which positively impacts EPT. This also proves that the vanilla PT is difficult to adapt downstream tasks with different requirements by utilizing the same embedding space to fine-tune.

Due to the GLUE and SuperGLUE benchmarks, which include many datasets, using average performance to compare improvement rates may create an illusion of non-significant parameter influence. As shown in Figure.4(c) and Figure.4(d), To display the performance of EPT more intuitively, we randomly compared the performance of vanilla PT and EPT on the CoLA and BoolQ datasets. EPT performs better than PT under different prompt lengths.

The Number of Spaces in the Multi-Space Projection Module. To eliminate the noise generated by the prompt fusion module, when analyzing the impact of changes in the number of spaces on performance, we only leverage a multi-space projection module that learns the reweighted short prompt. As shown in Figure.5, we dynamically alter the number of spaces N from 2 to 8 with a step size of 1 during

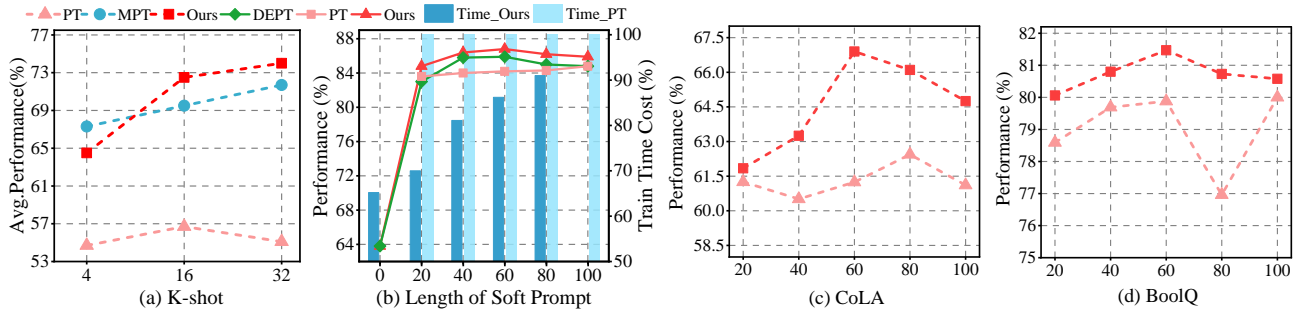


Figure 4: (a) The performance changes of EPT(Ours), MPT, and PT at different K-shot on the GLUE benchmark. (b) Comparison of training time consumption and the performance changes (EPT, DEPT, and PT) according to different lengths of the short prompt in EPT and DEPT on the GLUE benchmark. (c) and (d) are the performance comparisons of PT and EPT as the length changes on the CoLA and BoolQ, respectively.

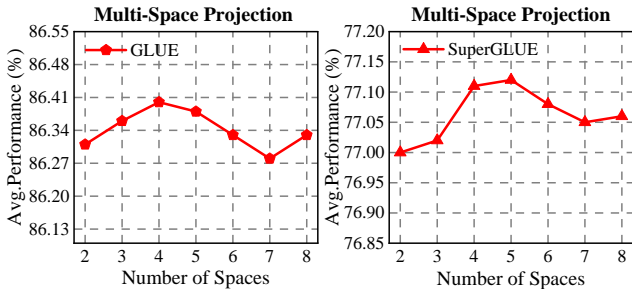


Figure 5: Performance of the number of spaces in the Multi-Space Projection module on the GLUE and SuperGLUE benchmarks.

training. Overall, there are many datasets in both the GLUE and SuperGLUE benchmarks, so the fluctuations in EPT on the two benchmarks are small. The increase in the number of spaces requires more computing resources. Hence, the number of spaces we comprehensively selected is 4.

3.7 Interpretability

Accuracy vs. efficiency Figure.1 visualizes the relationship between all baseline performance and the amount of training parameters on the GLUE and SuperGLUE benchmarks. EPT utilize the efficient joint representation of prompts to displace the original prompt, and the trainable parameters input to PLMs remain consistent with ordinary prompts. We experimentally demonstrate that EPT training with fewer parameters, outstanding performance, and strong adaptability to different downstream tasks.

Interpretability of Weights in Spaces. As shown in Figure.6, after mapping the short prompt into distinct spaces, we visualized the weight allocation of the gating network to different prompt tokens. We are comparing the weight distribution of the original prompt tokens initialized in the existing vocabulary on four datasets (i.e., CoLA, BoolQ, CB, and RTE). It is evident that different downstream tasks exhibit distinct attention levels towards tokens in prompts, which proves that reweighting short prompt tokens in the multi-space projection module is indispensable for improving the stability of PT.

4 Related Works

Parameter-efficient Fine-tuning. Parameter-efficient fine-tuning approaches can adapt well to various downstream tasks by updating a limited number of training parameters compared to full fine-tuning. AdapterDrop [27] dynamically dropping the Adapter reduces the number of model parameters as much as possible and improves

the efficiency of model training/inference. BitFit [40] only updates the mask layer parameters of PLMs. Diff pruning [11] learns a task-specific “diff” vector that extends the original pre-trained parameters. LoRA [14] only updates the parameters of low-rank matrix pairs. HyperDecoder [15] efficient adaptation of parameters for decoder generation using a hyper-network conditioned on encoder output in multi-task. LST [31] aims to reduce the training memory by a ladder-side network for transformers. Prompt tuning (PT) is a promising parameter-efficient fine-tuning (PEFT) approach, as its parameters do not exhibit dramatic growth even when the model size expands significantly.

PT-based methods. The expansion in PLMs size does not lead to a surge in the training parameters of PT. The recent research aims to improve the performance of PT through various approaches. SPoT [33] learns one or more source prompts, constructing the interaction with the target task to initialize the target prompt. ATTEMPT [1] considers the impact of knowledge in the source prompts on the input sequence to generate different attention weights, achieving weighting target prompts. MPT [36] decomposes each source prompt into a one-rank matrix, performs Hadamard product with shared prompts to construct student prompts, and then improves the performance of PT through knowledge distillation. DPT [39] initializes a soft prompt to reduce the number of trainable parameters by utilizing two low rank vectors instead of soft prompt. Most relevant to this paper, DEPT [28] decomposes the soft prompt into a shorter prompt and low-rank matrix pairs and utilizes low-rank matrix pairs to update the input embedding. DEPT the lack of semantics and the inability to adapt to different downstream tasks. For the former, we establish the semantic association of short prompts and low-rank matrices through an attention module, and for the second problem, we propose a multi-space projection operation that employs a gated network to dynamically aggregate representations of multiple spaces in different tasks.

These variants, which are built upon soft prompts, have exhibited remarkable performance. However, these PT-based methods still struggle to balance efficiency and accuracy. Moreover, they typically work in a single space, thus resulting in performance inconsistencies across different downstream tasks.

5 Conclusions and Future Work

In this work, we propose an efficient soft prompt tuning (EPT) method by prompt fusion and multi-space projection. Specifically, the prompt fusion module can help enhance the semantic of the soft prompt, leading to a balance between accuracy and efficiency. The multi-space module projects a single soft prompt into multiple sub-

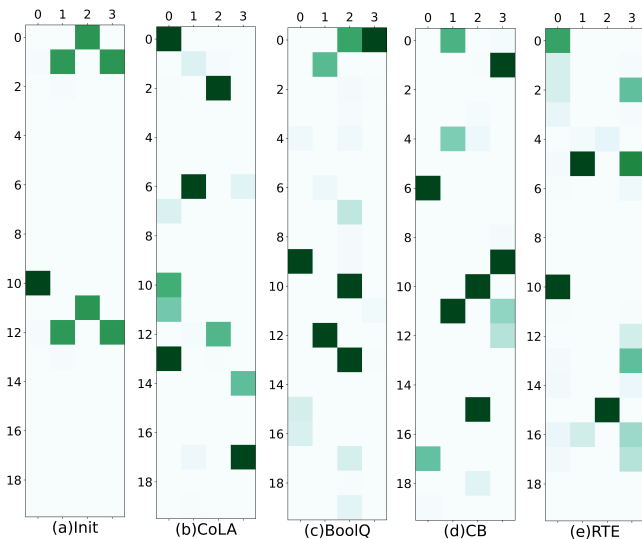


Figure 6: The short prompt (length is 20) maps into four different subspaces and the attention level of each short prompt token is compared with initialization (derived from an existing vocabulary) on four datasets (i.e., CoLA, BoolQ, CB, and RTE).

spaces with reweighted prompt tokens, improving the performance consistency. Experimental results across three model architectures (T5-Small, T5-Base, T5-Large) demonstrate that EPT reduces training time, achieves optimal and consistent performance using the shorter soft prompt, and validates the effectiveness of critical components in EPT.

For future work, we will address the computational overhead introduced by using two learning rates in EPT for parameter search. Furthermore, we intend to explore the integration of EPT with soft prompt methods based on multi-task transfer learning, aiming to reduce training parameters further while maintaining optimal performance.

References

- [1] A. Asai, M. Salehi, M. E. Peters, and H. Hajishirzi. Attempt: Parameter-efficient multi-task tuning via attentional mixtures of soft prompts. In *EMNLP 2022*, pages 6655–6672, 2022.
- [2] T. Brown, B. Mann, N. Ryder, M. Subbiah, J. D. Kaplan, P. Dhariwal, A. Neelakantan, P. Shyam, G. Sastry, A. Askell, et al. Language models are few-shot learners. *Advances in neural information processing systems*, 33:1877–1901, 2020.
- [3] D. Cer, M. Diab, E. E. Agirre, I. Lopez-Gazpio, and L. Specia. Semeval-2017 task 1: Semantic textual similarity multilingual and cross-lingual focused evaluation. In *SemEval 2017*, pages 1–14, 2017.
- [4] J. Chen, A. Zhang, X. Shi, M. Li, A. Smola, and D. Yang. Parameter-efficient fine-tuning design spaces. In *ICLR 2022*, 2022.
- [5] C. Clark, K. Lee, M.-W. Chang, T. Kwiatkowski, M. Collins, and K. Toutanova. Boolq: Exploring the surprising difficulty of natural yes/no questions. In *NAACL-HLT 2019*, pages 2924–2936, 2019.
- [6] M.-C. De Marneffe, M. Simons, and J. Tonhauser. The commitment-bank: Investigating projection in naturally occurring discourse. In *SuB*, volume 23, pages 107–124, 2019.
- [7] J. Devlin, M.-W. Chang, K. Lee, and K. Toutanova. Bert: Pre-training of deep bidirectional transformers for language understanding. In *NAACL-HLT 2019*, pages 4171–4186, 2019.
- [8] B. Dolan and C. Brockett. Automatically constructing a corpus of sentential paraphrases. In *IWP 2005*, 2005.
- [9] A. Edalati, M. Tahaei, I. Kobzyev, V. P. Nia, J. J. Clark, and M. Rezagholizadeh. Krona: Parameter efficient tuning with kronecker adapter. *arXiv preprint arXiv:2212.10650*, 2022.
- [10] D. Giampiccolo, B. Magnini, I. Dagan, and W. B. Dolan. The third pascal recognizing textual entailment challenge. In *Proceedings of the*

- ACL-PASCAL workshop on textual entailment and paraphrasing*, pages 1–9, 2007.
- [11] D. Guo, A. M. Rush, and Y. Kim. Parameter-efficient transfer learning with diff pruning. In *ACL-IJCNLP 2021*, pages 4884–4896, 2021.
- [12] J. He, C. Zhou, X. Ma, T. Berg-Kirkpatrick, and G. Neubig. Towards a unified view of parameter-efficient transfer learning. *arXiv preprint arXiv:2110.04366*, 2021.
- [13] N. Houlsby, A. Giurgiu, S. Jastrzebski, B. Morrone, Q. De Laroussilhe, A. Gesmundo, M. Attariyan, and S. Gelly. Parameter-efficient transfer learning for nlp. In *ICML 2019*, pages 2790–2799, 2019.
- [14] E. J. Hu, P. Wallis, Z. Allen-Zhu, Y. Li, S. Wang, L. Wang, W. Chen, et al. Lora: Low-rank adaptation of large language models. In *ICLR 2021*, 2021.
- [15] H. Ivison and M. E. Peters. Hyperdecoders: Instance-specific decoders for multi-task nlp. In *EMNLP 2022*, pages 1715–1730, 2022.
- [16] R. A. Jacobs, M. I. Jordan, S. J. Nowlan, and G. E. Hinton. Adaptive mixtures of local experts. *Neural computation*, 3(1):79–87, 1991.
- [17] D. Khoshdel, S. Chaturvedi, M. Roth, S. Upadhyay, and D. Roth. Looking beyond the surface: A challenge set for reading comprehension over multiple sentences. In *NAACL-HLT 2018*, pages 252–262, 2018.
- [18] A. Krizhevsky, I. Sutskever, and G. E. Hinton. Imagenet classification with deep convolutional neural networks. *Advances in neural information processing systems*, 25, 2012.
- [19] B. Lester, R. Al-Rfou, and N. Constant. The power of scale for parameter-efficient prompt tuning. In *EMNLP 2021*, pages 3045–3059, 2021.
- [20] H. Levesque, E. Davis, and L. Morgenstern. The winograd schema challenge. In *KR 2012*, 2012.
- [21] R. K. Mahabadi, S. Ruder, M. Dehghani, and J. Henderson. Parameter-efficient multi-task fine-tuning for transformers via shared hypernetworks. In *ACL-IJCNLP 2021*, pages 565–576, 2021.
- [22] M. T. Pilehvar and J. Camacho-Collados. Wic: the word-in-context dataset for evaluating context-sensitive meaning representations. In *NAACL-HLT 2019*, pages 1267–1273, 2019.
- [23] A. Radford, J. Wu, R. Child, D. Luan, D. Amodei, I. Sutskever, et al. Language models are unsupervised multitask learners. *OpenAI blog*, 1(8):9, 2019.
- [24] C. Raffel, N. Shazeer, A. Roberts, K. Lee, S. Narang, M. Matena, Y. Zhou, W. Li, and P. J. Liu. Exploring the limits of transfer learning with a unified text-to-text transformer. *Journal of Machine Learning Research*, 21(140):1–67, 2020.
- [25] P. Rajpurkar, J. Zhang, K. Lopyrev, and P. Liang. Squad: 100,000+ questions for machine comprehension of text. In *EMNLP 2016*, pages 2383–2392, 2016.
- [26] A. Razdaibiedina, Y. Mao, M. Khabsa, M. Lewis, R. Hou, J. Ba, and A. Almahairi. Residual prompt tuning: improving prompt tuning with residual reparameterization. In *ACL 2023*, pages 6740–6757, 2023.
- [27] A. Rücklé, G. Geigle, M. Glockner, T. Beck, J. Pfeiffer, N. Reimers, and I. Gurevych. Adapterdrop: On the efficiency of adapters in transformers. In *EMNLP 2021*, pages 7930–7946, 2021.
- [28] Z. Shi and A. Lipani. Dept: Decomposed prompt tuning for parameter-efficient fine-tuning. In *ICLR 2024*, 2024.
- [29] R. Socher, A. Perelygin, J. Wu, J. Chuang, C. D. Manning, A. Y. Ng, and C. Potts. Recursive deep models for semantic compositionality over a sentiment treebank. In *EMNLP 2013*, pages 1631–1642, 2013.
- [30] Y. Su, X. Wang, Y. Qin, C.-M. Chan, Y. Lin, H. Wang, K. Wen, Z. Liu, P. Li, J. Li, et al. On transferability of prompt tuning for natural language processing. In *NAACL-HLT 2022*, pages 3949–3969, 2022.
- [31] Y.-L. Sung, J. Cho, and M. Bansal. Lst: Ladder side-tuning for parameter and memory efficient transfer learning. *Advances in Neural Information Processing Systems*, 35:12991–13005, 2022.
- [32] A. Vaswani, N. Shazeer, N. Parmar, J. Uszkoreit, L. Jones, A. N. Gomez, Ł. Kaiser, and I. Polosukhin. Attention is all you need. In *NeurIPS 2017*, pages 6000–6010, 2017.
- [33] T. Vu, B. Lester, N. Constant, R. Al-Rfou, and D. Cer. Spot: Better frozen model adaptation through soft prompt transfer. In *ACL 2022*, pages 5039–5059, 2022.
- [34] A. Wang, A. Singh, J. Michael, F. Hill, O. Levy, and S. Bowman. Glue: A multi-task benchmark and analysis platform for natural language understanding. In *EMNLP 2018*, pages 353–355, 2018.
- [35] A. Wang, Y. Pruksachatkun, N. Nangia, A. Singh, J. Michael, F. Hill, O. Levy, and S. R. Bowman. Superglue: a stickier benchmark for general-purpose language understanding systems. In *NeurIPS 2019*, pages 3266–3280, 2019.
- [36] Z. Wang, R. Panda, L. Karlinsky, R. Feris, H. Sun, and Y. Kim. Multitask prompt tuning enables parameter-efficient transfer learning. In *ICLR 2022*, 2022.
- [37] A. Warstadt, A. Singh, and S. R. Bowman. Neural network accept-

- ability judgments. *Transactions of the Association for Computational Linguistics*, 7:625–641, 2019.
- [38] A. Williams, N. Nangia, and S. Bowman. A broad-coverage challenge corpus for sentence understanding through inference. In *NAACL-HLT 2018*, pages 1112–1122, 2018.
- [39] Y. Xiao, L. Xu, J. Li, W. Lu, and X. Li. Decomposed prompt tuning via low-rank reparameterization. In *EMNLP 2023*, 2023.
- [40] E. B. Zaken, Y. Goldberg, and S. Ravfogel. Bitfit: Simple parameter-efficient fine-tuning for transformer-based masked language-models. In *Proceedings of the 60th Annual Meeting of the Association for Computational Linguistics (Volume 2: Short Papers)*, pages 1–9, 2022.
- [41] S. Zhang, X. Liu, J. Liu, J. Gao, K. Duh, and B. Van Durme. Record: Bridging the gap between human and machine commonsense reading comprehension. *arXiv preprint arXiv:1810.12885*, 2018.
- [42] S. Zhang, S. Roller, N. Goyal, M. Artetxe, M. Chen, S. Chen, C. Dewan, M. Diab, X. Li, X. V. Lin, et al. Opt: Open pre-trained transformer language models. *arXiv preprint arXiv:2205.01068*, 2022.