

---

# FRUGAL ALGORITHM SELECTION

---

Erdem Kuş, Özgür Akgün, Nguyen Dang, Ian Miguel

School of Computer Science

University of St Andrews

St Andrews

{ek232, oa86, ntttd, ijm}@st-andrews.ac.uk

May 21, 2024

## ABSTRACT

When solving decision and optimisation problems, many competing algorithms (model and solver choices) have complementary strengths. Typically, there is no single algorithm that works well for all instances of a problem. Automated algorithm selection has been shown to work very well for choosing a suitable algorithm for a given instance. However, the cost of training can be prohibitively large due to running candidate algorithms on a representative set of training instances. In this work, we explore reducing this cost by choosing a subset of the training instances on which to train. We approach this problem in three ways: using active learning to decide based on prediction uncertainty, augmenting the algorithm predictors with a timeout predictor, and collecting training data using a progressively increasing timeout. We evaluate combinations of these approaches on six datasets from ASLib and present the reduction in labelling cost achieved by each option.

## 1 Introduction

Solving combinatorial optimisation problems is a challenging task, where often multiple approaches compete to offer the most effective solution. In many cases, these problems require large amounts of computational resource. Typically, different algorithms (model and solver choices) are better suited for different problem instances and new potential approaches are continuously developed. Identifying the most suitable algorithm for a particular problem instance has the potential to provide significant efficiency gains.

Machine learning (ML) has emerged as a powerful tool for automating algorithm selection, effectively learning to predict which algorithm is most likely to perform well on a given problem instance. By analysing the features of various problem instances and the corresponding performance of different algorithms, ML models can be trained to recommend the most suitable algorithm for a specific problem [19, 17]. This approach has proven highly effective, often leading to significant improvements in computational efficiency and overall problem-solving capability (e.g., [37, 38, 3]). Despite the success of ML-based algorithm selection techniques, there is a notable drawback: the high computational cost associated with running candidate algorithms on a large and representative set of training instances. In order to generate a robust model, it is necessary to evaluate the performance of each algorithm on numerous problem instances. However, this process can be time-consuming and resource-intensive, limiting the scalability and practicality of current algorithm selection methods.

Herein we propose to select instances for training AS models iteratively. This setting is called Active Learning (AL) [7], and is popular for cost-effective training in ML. We focus on AS scenarios that aim at optimising the runtime of the predicted algorithm on a specific instance, a common setting in CP and SAT domains. In these scenarios, each run of an algorithm on a problem instance is limited by a typically large cutoff time. Full information about performance data of timeout cases is expensive to collect but not necessarily useful.

In a typical AL scenario, the *labelling cost* (in our context the cost of running an algorithm to solve a selected instance) is assumed to be uniform. Our situation is further complicated by the fact that, within the cutoff, there is typically significant variance in the cost of running an algorithm. Therefore, we propose two strategies within the active learning setting to reduce labelling cost, thus improving learning efficiency. We evaluate the proposed strategies in combination

with two methods for selecting new instances in the active learning setting: an uncertainty-based and a naive random selection method (see Section 3.1 for details). Experimental results on six scenarios from ASLib [4], the standard benchmarking library for algorithm selection, are presented, showing the effectiveness of applying active learning setting to the AS context: in most cases, we can achieve 100% of the predictive power of an AS method that uses all of the training data, while requiring less than 60% of total labelling cost. This is further reduced to as low as 10% of the labelling cost in some scenarios, thanks to a combination of using a timeout predictor and dynamic timeouts.

The primary contributions of our work are:

1. Novel use of timeout predictors and dynamic timeouts for cost-effective algorithm selection.
2. A thorough empirical evaluation across six benchmarks from ASLib, validating the effectiveness of the proposed timeout aware active learning approach.

## 2 Background

This section provides background for our work, covering three key areas: Automated Algorithm Selection, where the primary challenge is to optimally select an algorithm from a portfolio based on specific instance characteristics and desired performance outcomes; ASLib, a pivotal resource for benchmarking algorithm selection; and Active Learning, a method for organising the training process by strategically choosing informative data points to label.

### 2.1 Automated Algorithm Selection

The automated algorithm selection (AS) problem can be defined as follows. Given a portfolio of  $n$  algorithms  $\mathcal{A} = \{a_1, a_2, \dots, a_n\}$  with *complementary* strengths, an instance distribution  $\mathcal{D}_{\mathcal{I}}$  where each instance  $i \sim \mathcal{D}_{\mathcal{I}}$  is described as a feature vector  $v(i)$ , a metric  $c(i, a_k)$  that measures the performance of algorithm  $a_k \in \mathcal{A}$  on instance  $i$ , the AS problem involves building an automated selector  $f(v(i))$  to select the best algorithm  $a \in \mathcal{A}$  for an instance  $i$ . More formally, we want to find  $f$  such that  $E_{i \sim \mathcal{D}_{\mathcal{I}}}[c(i, f(v(i)))]$  is optimised. There is sometimes an extra cost associated with the extraction of instance features, which must be taken into account in our optimisation objective. In practice, we are often given in advance a set of training instances, their feature vectors, the cost of extracting such features, and the performance of each algorithm in the portfolio on each given instances. This data is used for training a machine learning model to predict the best algorithm for an unseen instance.

The first AS problem was described in 1976 by Rice [28]. Over the last two decades, several AS approaches have been proposed and the applications of such techniques have provided a significant boost in state-of-the-art performance across a wide range of computational areas, such as Constraint Programming [25], propositional satisfiability (SAT) solving [37, 38], AI planning [34, 29, 30], and combinatorial optimisation [18]. A wide range of machine learning-based techniques were adopted in those AS approaches. Some examples include empirical performance models [37], k-nearest neighbours [8], clustering-based methods [16, 3], and cost-sensitive pairwise classification approaches [38]. In addition to building a machine learning model to predict the best performing algorithm, modern AS systems often adopt an extra component called a *pre-solving schedule* [38, 13, 20, 11], a static schedule of algorithms run for a small amount of time before (expensive) feature extraction and algorithm selection are conducted. Another related approach is algorithm scheduling, where instead of selecting a single algorithm for given instance, we build a *schedule* of algorithms [1, 2, 21]. For detailed overviews of AS approaches and their applications, we refer to [17, 19].

### 2.2 The Algorithm Selection Library (ASLib)

The Algorithm Selection Library [4] (ASLib) is a widely-used benchmarking library for automated algorithm selection. The library provides a standard format for representing algorithm selection scenarios across a wide range of algorithms and problems, and currently consists of 44 datasets from multiple application domains, including SAT, Quantified Boolean Formula (QBF), Maximum Satisfiability (MAX-SAT), Constraint Satisfaction Problems, Answer Set Programming (ASP), and combinatorial optimisation problems. In those scenarios, the performance metric is either the algorithm running time (for solving a given instance) or the solution quality obtained within a time limit.

The process of data labelling, i.e. obtaining the target output labels for all training data points, is a critical task in the realm of machine learning, as it is an essential component for building effective models. However, this process is not free of cost, and it can be a time-intensive endeavour, often requiring more resources than training the machine learning model itself. In context of automated algorithm selection, the cost of collecting the performance data can be substantial. As an example, several scenarios in the ASLib require more than 100 CPU days to collect the full performance data on the given instance sets (some may require up to 3 CPU years). Our hypothesis is that we can significantly reduce

this cost by only collecting partial information about the performance data without sacrificing too much in terms of algorithm selection quality.

### 2.3 Active Learning for querying informative instances

Active learning is a methodology that maintains machine learning accuracy with fewer labelled data points by allowing incremental labelling of training data [31, 15]. This iterative process includes training a model on a small set of labelled data, using the model to identify and query the most uncertain unlabelled data points, obtaining labels for these queried points, and then retraining the model with the newly labelled data.

There are multiple methods for querying in active learning [39, 36, 9, 26]. In our study, we use pool-based sampling (we maintain a list of candidate training data points that can be queried) and we use two methods for querying from this pool: uncertainty-based instance selection and random instance selection. These are widely regarded as effective methods for active learning, particularly suitable for our context. See Appendix A for more information about the behaviour of alternative query methods.

## 3 Frugal Algorithm Selection

This section explains our approach to automated algorithm selection and the three opportunities we have identified for reducing the amount of resources needed for training.

**Machine learning setup** – We use a collection of binary classifiers, each designed to compare pairs of algorithms to determine which is faster for a given instance. Using these binary classifiers, we implement a multi-class classification method through a voting system, where each algorithm receives a vote each time it is predicted to be the quicker option compared to another. The algorithm that accumulates the most votes across all comparisons is then chosen as the best option [5]. This setup is advantageous for our goal of minimising resource usages, as it allows selective training of classifiers on specific subsets of instances.

**Passive learning** – For each binary classifier, we train a random forest predictor using the entire training set. For all but one of the datasets (MAXSAT19-UCMS), passive learning performs better than the single best algorithm (always using the algorithm that performed the best for the training set) and for MAXSAT19-UCMS passive learning performs slightly worse than the single best option (details can be found in Appendix D).

**Frugal methods** – We explore three configuration options, each offering two alternatives, to create a range of strategies for frugal algorithm selection. The first configuration option is instance selection, which involves comparing uncertainty-based selection (focusing on potentially informative instances) with random selection. The second configuration option is whether we use timeout predictors and the third configuration option is whether we use dynamic timeouts. In the rest of this section we explain these three configuration options. In Section 4 we empirically evaluate all 8 combinations of these configuration settings.

### 3.1 Selecting Instances: Uncertainty-based vs random

In our frugal algorithm selection methods, we begin by training all machine learning classifiers on a small number of randomly selected instances. The remaining instances in the training set are kept in a pool of candidates. For each classifier we maintain a separate pool of candidates: this allows us to run an instance on a subset of the algorithms instead of necessarily running it on all algorithm options. This flexibility can be particularly useful when some algorithms tend to timeout very often and hence take up a lot of resources unnecessarily.

At each step of our algorithm, we select  $N$  samples from the available unlabelled set of instances. One option for the selection process is employing an uncertainty-based query strategy. Based on an “informativeness” measure, this strategy aims to prioritise the instances that are most likely to yield valuable insights when annotated. We perform uncertainty-based querying by using the predictive model we have partially trained so far. We predict a class for each candidate instance in the pool. The machine learning predictor returns a confidence level in addition to a class prediction. We then query the instances where the predictor is least confident. Uncertainty-based querying is based on the premise that, by focusing on the data points where the model’s predictions are least confident, the model is expected to learn from the most uncertain data points. We also allow different machine learning models to make different numbers of queries, based on the confidence levels. For each predictive model we create a table of requested data points and the associated confidence level. We then combine these tables into a single table, sort the table by confidence level and select top  $N$  requests. This approach enables predictive models with a high level of uncertainty to query more instances in comparison to those with very low levels of uncertainty.

Uncertainty-based querying can be expensive because it requires feature extraction for all instances in the candidate pool at the start of the procedure. It also only considers informativeness without taking labelling cost into account. To evaluate whether uncertainty-based querying is effective in our work, we compare it with a random query order.

### 3.2 Timeout Predictor

Instances that time out with a given algorithm are particularly costly in automated algorithm selection. This is partly because if an instance cannot be solved by two algorithms within the timeout, we spend considerable time running these algorithms but gain no new information. Furthermore, when one algorithm solves an instance quickly and another times out, we gain no additional information by allowing the slower algorithm to run to completion. The binary classifiers are provided information only about which algorithm is faster.

We enhance our base machine learning architecture of binary classifiers for all algorithm pairs with dedicated timeout predictors: additional random forest classifiers, one per algorithm, whose task is to predict whether an unseen instance will time out for a specific algorithm. The hypothesis is that training a timeout predictor is a simpler learning task, and this classifier can be trained without requiring additional data. We adjust our voting mechanism to take the timeout predictors into account. If an algorithm is predicted to time out, we exclude it from the options before calculating the votes using the pairwise predictors. An exception is in instances where all algorithms are predicted to time out; in such cases, we do not eliminate any of the options and continue to use pairwise predictors for the entire set.

### 3.3 Dynamic Timeout

The dynamic timeout strategy begins with an initially defined timeout period and incrementally increases it up to a maximum of one hour. After the initial training phase in active learning, the algorithms selected for querying are executed on the selected data within the current time limit. An algorithm that fails to solve the example within this specified time is classified as a timeout for the active time limit. This approach is intended to minimise labelling costs by initially running instances with a short time limit. Hence, resources are not wasted on instances that both algorithms are likely to fail to solve in the early stages. In single timeout cases, where one of the two algorithms can solve the instance, samples can be labelled at a lower cost. The condition for increasing the timeout is determined based on the performance of the model predictions on the validation set. If the model predictions reach a plateau on the validation set, we increase the timeout at the specified rate.

When timeout predictors and dynamic timeouts are used in combination we train the timeout predictors with respect to the particular timeout value at a given moment.

## 4 Experimental Results

We evaluate the performance of all eight configurations of the frugal algorithm selection methods using six datasets from ASLib, chosen for their wide-ranging characteristics. These datasets include various problem-solving domains: one from Answer Set Programming (ASP), two from Constraint Programming (CP), two from propositional satisfiability (SAT), and one from Quantified Boolean Formula (QBF) solving. The datasets vary significantly in complexity and size, with between 2 to 11 algorithm options, 22 to 138 features, and 527 to 2024 instances. Appendix C presents detailed descriptive statistics of the selected datasets.

**Experimental setup** – To evaluate our methodology we split each dataset into three subsets: training, validation, and test. We allocate 10% of the instances to the test set and perform a 10-fold-cross-validation to ensure thorough evaluation, running each fold five times with different seeds to address randomness. An additional 10% of the training set is used as the validation set, used to decide when to increase the timeout as discussed in Section 3.3. At each step, we label 1% of the training data.

Throughout, we multiply timeout values by 10 (the PAR10 measure). In all configurations, we remove features where more than 20% of the instances have missing values and apply a median imputer to fill the remaining gaps. We use a random forest classifier configured to use 100 estimators, using the Gini impurity measure to determine the best splits. Each tree is limited to using up to the square root of the number of features. The depth of the decision trees is practically unlimited (setting maximum depth to  $2^{31}$ ), and we require at least two samples before splitting a node. We also turn on bootstrapping when sampling the data for building each decision tree. We have reached these settings through experimenting with the passive learning setup and used the same hyper-parameter settings throughout.

We present our results in a series of plots designed to compare the configurations at different aggregation levels. All have the same structure. The horizontal axis is the ratio between performance of frugal method and passive learning, where performance is measured as the total runtime of the predicted algorithms on all test instances. This metric serves

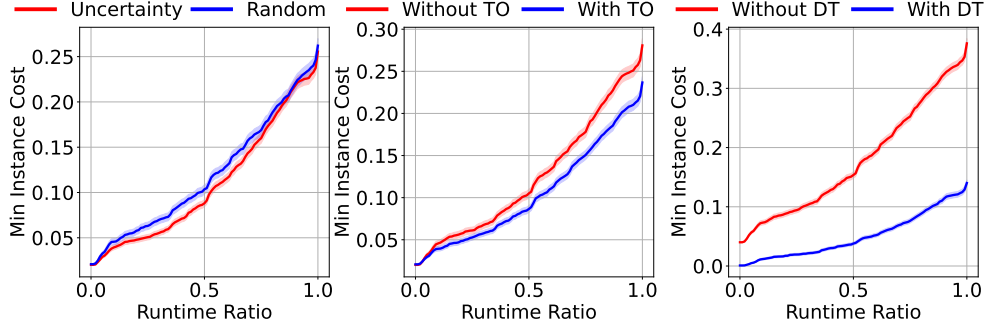


Figure 1: Results aggregated by configuration option. Instance selection (random vs uncertainty-based) does not make a big difference, timeout predictor (TO) improves runtime ratio slightly, dynamic timeout (DT) improves runtime ratio significantly.

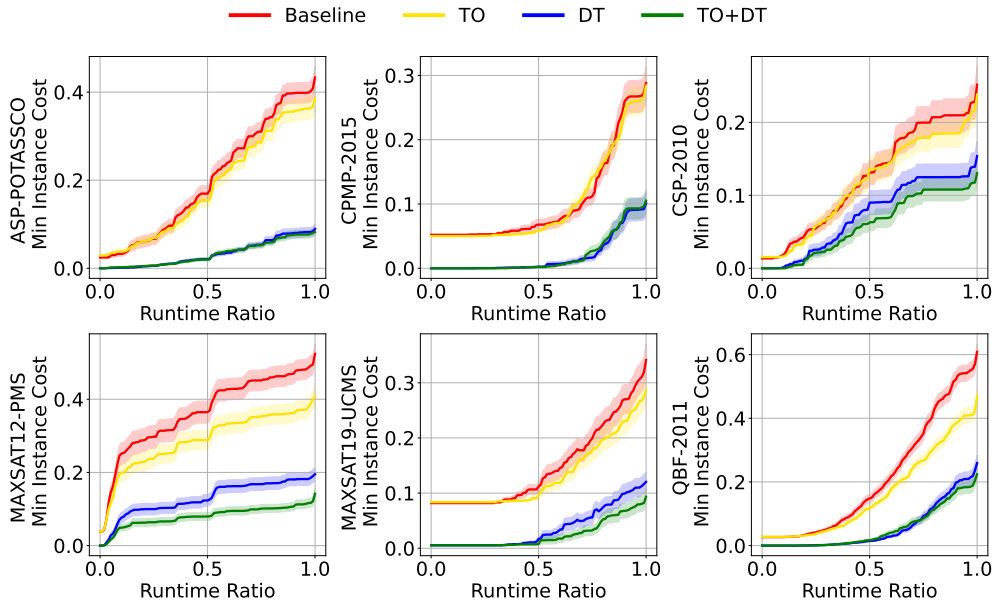


Figure 2: Performance of different timeout configurations (aggregated by instance selection). Notably, the combination of timeout predictor and dynamic timeouts (TO+DT) and the standalone dynamic timeout option exhibit significantly better performance.

as a proxy for predictive performance, indicating how closely the frugal method approaches the benchmark established by passive learning. The vertical axis is the minimum amount of training data (as a ratio of the entire training set) required to achieve the performance indicated on the horizontal axis. The representation highlights the efficiency of the frugal method in terms of data utilisation. We plot the mean and a ribbon around the mean showing standard error.

All source code, data, experimental results and the appendix are available at <https://github.com/stacs-cp/CP2024-Frugal>.

### Key findings

Even in the worst configuration of frugal algorithm selection, we are able to reduce the labelling cost without sacrificing predictive performance in comparison to passive learning (See Figure 2). In several cases the training effort is reduced to 10% of the labelling cost of passive learning. It is clear that our frugal approaches are able to reduce the training cost independent of configuration.

Figure 1 presents an overview of the entire set of experiments. The results are aggregated one configuration option at a time, combining results of all configurations that share, for example, Uncertainty as the instance selection method in the

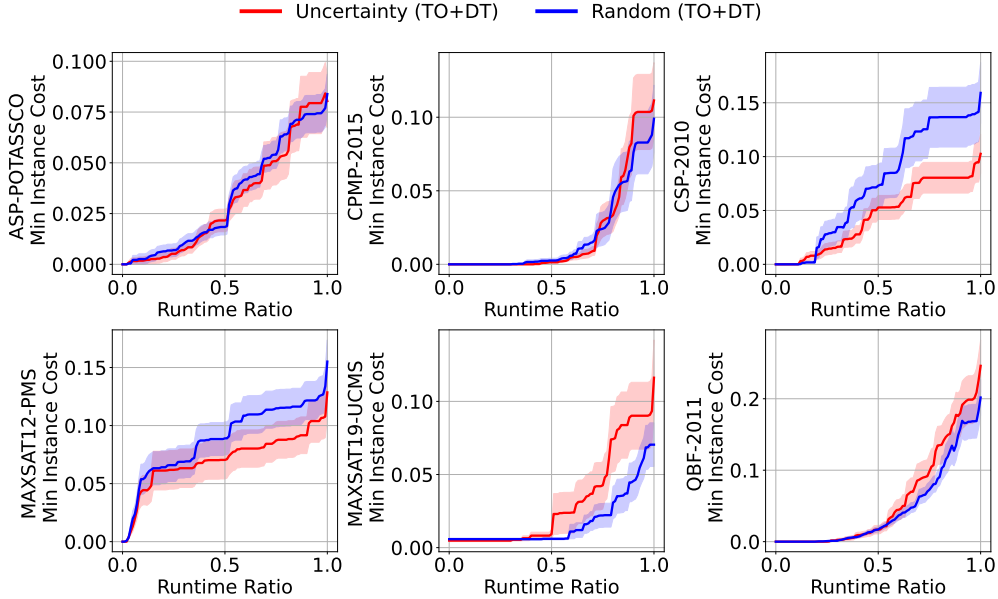


Figure 3: TO+DT options (best in Figure 2) and disaggregating by approach. No clear winner.

first plot. Overall, instance selection strategy does not make a big difference, using timeout predictors (TO) improves performance slightly, and using dynamic timeouts (DT) improves performance significantly.

Since instance selection strategy does not make a big difference and we observe an interesting interaction between TO and DT, we aggregate over the instance selection strategy and plot 4 options in Figure 2. We see that using TO slightly improves the performance, while DT improves performance significantly. Moreover the best configurations are those that use TO and DT together.

In Figure 3 we focus on the configurations that include TO+DT and compare the effect of instance selection of the this best configuration setting found in Figure 2. We further validate that there is not a clear winner among uncertainty-based instance selection and random instance selection. This finding is consistent across all combinations of strategies, as detailed in Appendix B, which includes raw data plots for all eight configurations.

The observation that uncertainty-based instance selection is not better than random may be unexpected, but selecting instances purely based on informativeness (via prediction uncertainty) does not take the cost of running an instance on a particular algorithm into account. In settings where there is a uniform cost across all candidates, uncertainty-based selection may perform better than random. In our setting, however, some samples are significantly cheaper than others. In this setting, we want to balance *'bang for the buck'*: maximise how much information is gained per time spent. Therefore having explicit timeout predictors and a dynamic timeout strategy makes a more significant contribution.

## 5 Related work

The question of how to effectively select a representative subset of benchmark instances from a large pool for a reliable and cost-effective comparison of algorithms has been investigated across different domains, including SAT [14, 22, 10], CP [23], combinatorial optimisation [24], evolutionary computation [6], and machine learning [27]. While a majority of previous work focuses on selecting a subset of instances in a static setting (i.e., all instances are chosen at once), some recent work has proposed selecting instances in an iterative fashion: Matricon et al. [23] present a statistical-based method to incrementally select instances for comparing performance between two solvers, while Fuchs et al. [10] propose an active learning-based approach for cost-effective benchmark instance selection.

The key difference between the instance-selection approaches mentioned above and our work is that they focus on identifying the algorithm with the best *overall performance* across a given problem instance distribution, while our work focuses on the algorithm selection context, where the aim is to predict the best *instance-specific* algorithm.

The closest work to ours is Volpato and Song [35], where three commonly-used active learning techniques were evaluated in an AS scenario for SAT<sup>1</sup>. However, one drawback of their work is that they did not consider the significantly varying labelling costs among algorithms and instances, despite it being a common characteristic of SAT scenarios. Consequently, the effectiveness of active learning for instance selection was reported based on the percentage of labelled data being saved, rather than their real saving cost.

Although the majority of active learning techniques assume uniform labelling cost, there exist a number of works on non-uniform labelling cost settings (e.g., [31, 32, 33]). A common approach in those settings is to predict the labelling cost and to strive for a balance between informativeness and the predicted cost of a new data point. We adopt a similar technique in our work, where timeout predictors are used for identifying costly (unlabelled) data points. It can be considered a “softened” version of the cost estimation approach, as predicting the precise runtime of algorithms in the domain of combinatorial optimisation is often known to be difficult: most prominent AS techniques focus on learning the ranking among algorithms instead of trying to predict their runtime directly [12].

## 6 Conclusion

We have proposed and evaluated a number of approaches to *frugal* algorithm selection, an active learning approach that attempts to reduce the labelling cost by using only a subset of the training data, together with a dynamic timeout strategy that uses incomplete information about performance of algorithms in the portfolio. Our results confirm the effectiveness of the proposed approach and our analysis offers useful insights regarding the contribution of each individual component of the approach. Interestingly, the standard data selection technique in active learning does not contribute much to the overall performance, while our proposed dynamic timeout mechanism results in significant improvement in cost saving.

In future we plan to incorporate enhancement techniques in AS into the proposed active learning framework, including the use of a pre-solving schedule [37] and cost-sensitive pairwise classification AS models [38, 20]. Other important avenues include investigating the impact of hyper-parameter tuning in the active learning setting, and developing an early-stopping mechanism to terminate the learning process once diminishing returns are observed.

## References

- [1] Roberto Amadini, Maurizio Gabbrielli, and Jacopo Mauro. Sunny: a lazy portfolio approach for constraint solving. *Theory and Practice of Logic Programming*, 14(4-5):509–524, 2014.
- [2] Roberto Amadini, Maurizio Gabbrielli, and Jacopo Mauro. Sunny-cp: a sequential cp portfolio solver. In *Proceedings of the 30th Annual ACM Symposium on Applied Computing*, pages 1861–1867, 2015.
- [3] Carlos Ansótegui, Joel Gabas, Yuri Malitsky, and Meinolf Sellmann. Maxsat by improved instance-specific algorithm configuration. *Artificial Intelligence*, 235:26–39, 2016.
- [4] Bernd Bischl, Pascal Kerschke, Lars Kotthoff, Marius Lindauer, Yuri Malitsky, Alexandre Fréchet, Holger Hoos, Frank Hutter, Kevin Leyton-Brown, Kevin Tierney, and Joaquin Vanschoren. Aslib: A benchmark library for algorithm selection. *Artificial Intelligence*, 237:41–58, 2016. URL: <https://www.sciencedirect.com/science/article/pii/S0004370216300388>, doi:10.1016/j.artint.2016.04.003.
- [5] Christopher M Bishop. Pattern recognition and machine learning. *Springer google schola*, 2:645–678, 2006.
- [6] Gjorgjina Cenikj, Ryan Dieter Lang, Andries Petrus Engelbrecht, Carola Doerr, Peter Korošec, and Tome Eftimov. Selector: selecting a representative benchmark suite for reproducible statistical comparison. In *Proceedings of The Genetic and Evolutionary Computation Conference*, pages 620–629, 2022.
- [7] David Cohn. *Active Learning*, pages 10–14. Springer US, Boston, MA, 2010. doi:10.1007/978-0-387-30164-8\_6.
- [8] Marco Collautti, Yuri Malitsky, Deepak Mehta, and Barry O’Sullivan. Snnap: Solver-based nearest neighbor for algorithm portfolios. In *Machine Learning and Knowledge Discovery in Databases: European Conference, ECML PKDD 2013, Prague, Czech Republic, September 23-27, 2013, Proceedings, Part III 13*, pages 435–450. Springer, 2013.
- [9] Nguyen Viet Cuong, Wee Sun Lee, Nan Ye, Kian Ming A. Chai, and Hai Leong Chieu. Active learning for probabilistic hypotheses using the maximum gibbs error criterion. In *Proceedings of the 26th International Conference on Neural Information Processing Systems - Volume 1, NIPS’13*, page 1457–1465, Red Hook, NY, USA, 2013. Curran Associates Inc.

---

<sup>1</sup>To our binary classification models, the three techniques are identical, as detailed in Appendix A.

- [10] Tobias Fuchs, Jakob Bach, and Markus Iser. Active learning for sat solver benchmarking. In *Tools and Algorithms for the Construction and Analysis of Systems: 29th International Conference, TACAS 2023, Held as Part of the European Joint Conferences on Theory and Practice of Software, ETAPS 2022, Paris, France, April 22–27, 2023, Proceedings, Part I*, pages 407–425. Springer, 2023.
- [11] François Gonard, Marc Schoenauer, and Michèle Sebag. Algorithm selector and prescheduler in the icon challenge. *Bioinspired heuristics for optimization*, pages 203–219, 2019.
- [12] Jonas Hanselle, Alexander Tornede, Marcel Wever, and Eyke Hüllermeier. Hybrid ranking and regression for algorithm selection. In *German Conference on Artificial Intelligence (Künstliche Intelligenz)*, pages 59–72. Springer, 2020.
- [13] Holger Hoos, Marius Lindauer, and Torsten Schaub. claspfolio 2: Advances in algorithm selection for answer set programming. *Theory and Practice of Logic Programming*, 14(4-5):569–585, 2014.
- [14] Holger H Hoos, Benjamin Kaufmann, Torsten Schaub, and Marius Schneider. Robust benchmark set selection for boolean constraint solvers. In *Learning and Intelligent Optimization: 7th International Conference, LION 7, Catania, Italy, January 7-11, 2013, Revised Selected Papers 7*, pages 138–152. Springer, 2013.
- [15] Sheng-Jun Huang, Rong Jin, and Zhi-Hua Zhou. Active learning by querying informative and representative examples. *IEEE Transactions on Pattern Analysis and Machine Intelligence*, 36(10):1936–1949, 2014. doi: 10.1109/TPAMI.2014.2307881.
- [16] Serdar Kadioglu, Yuri Malitsky, Meinolf Sellmann, and Kevin Tierney. Isac—instance-specific algorithm configuration. In *ECAI 2010*, pages 751–756. IOS Press, 2010.
- [17] Pascal Kerschke, Holger H Hoos, Frank Neumann, and Heike Trautmann. Automated algorithm selection: Survey and perspectives. *Evolutionary computation*, 27(1):3–45, 2019.
- [18] Pascal Kerschke, Lars Kotthoff, Jakob Bossek, Holger H Hoos, and Heike Trautmann. Leveraging tsp solver complementarity through machine learning. *Evolutionary computation*, 26(4):597–620, 2018.
- [19] Lars Kotthoff. Algorithm selection for combinatorial search problems: A survey. *Data mining and constraint programming: Foundations of a cross-disciplinary approach*, pages 149–190, 2016.
- [20] Marius Lindauer, Holger H Hoos, Frank Hutter, and Torsten Schaub. Autofolio: An automatically configured algorithm selector. *Journal of Artificial Intelligence Research*, 53:745–778, 2015.
- [21] Tong Liu, Roberto Amadini, Maurizio Gabbriellini, and Jacopo Mauro. sunny-as2: Enhancing sunny for algorithm selection. *Journal of Artificial Intelligence Research*, 72:329–376, 2021.
- [22] Norbert Manthey and Sibylle Möhle. Better evaluations by analyzing benchmark structure. *Proc. PoS*, 2016.
- [23] Théo Matricon, Marie Anastacio, Nathanaël Fijalkow, Laurent Simon, and Holger H Hoos. Statistical comparison of algorithm performance through instance selection. In *27th International Conference on Principles and Practice of Constraint Programming (CP 2021)*. Schloss Dagstuhl-Leibniz-Zentrum für Informatik, 2021.
- [24] Mustafa MısıR. Benchmark set reduction for cheap empirical algorithmic studies. In *2021 IEEE Congress on Evolutionary Computation (CEC)*, pages 871–877. IEEE, 2021.
- [25] Eoin O’Mahony, Emmanuel Hebrard, Alan Holland, Conor Nugent, and Barry O’Sullivan. Using case-based reasoning in an algorithm portfolio for constraint solving. In *Irish conference on artificial intelligence and cognitive science*, pages 210–216, 2008.
- [26] Mijung Park and Jonathan W. Pillow. Bayesian active learning with localized priors for fast receptive field characterization. In *Proceedings of the 25th International Conference on Neural Information Processing Systems - Volume 2, NIPS’ 12*, page 2348–2356, Red Hook, NY, USA, 2012. Curran Associates Inc.
- [27] João Luiz Junho Pereira, Kate Smith-Miles, Mario Andrés Muñoz, and Ana Carolina Lorena. Optimal selection of benchmarking datasets for unbiased machine learning algorithm evaluation. *Data Mining and Knowledge Discovery*, 38(2):461–500, 2024.
- [28] John R Rice. The algorithm selection problem. In *Advances in computers*, volume 15, pages 65–118. Elsevier, 1976.
- [29] Mattia Rizzini, Chris Fawcett, Mauro Vallati, Alfonso E Gerevini, and Holger H Hoos. Portfolio methods for optimal planning: an empirical analysis. In *2015 IEEE 27th International Conference on Tools with Artificial Intelligence (ICTAI)*, pages 494–501. IEEE, 2015.
- [30] Mattia Rizzini, Chris Fawcett, Mauro Vallati, Alfonso E Gerevini, and Holger H Hoos. Static and dynamic portfolio methods for optimal planning: An empirical analysis. *International Journal on Artificial Intelligence Tools*, 26(01):1760006, 2017.



- [31] Burr Settles. Active learning literature survey. 2009. URL: <https://api.semanticscholar.org/CorpusID:324600>.
- [32] Katrin Tomanek and Udo Hahn. A comparison of models for cost-sensitive active learning. In *Coling 2010: Posters*, pages 1247–1255, 2010.
- [33] Yu-Lin Tsou and Hsuan-Tien Lin. Annotation cost-sensitive active learning by tree sampling. *Machine Learning*, 108(5):785–807, 2019.
- [34] Mauro Vallati, Lukáš Chrpá, and Diane Kitchin. Asap: an automatic algorithm selection approach for planning. *International Journal on Artificial Intelligence Tools*, 23(06):1460032, 2014.
- [35] Riccardo Volpato and Guangyan Song. Active learning to optimise time-expensive algorithm selection. *arXiv preprint arXiv:1909.03261*, 2019.
- [36] Liantao Wang, Xuelei Hu, Bo Yuan, and Jianfeng Lu. Active learning via query synthesis and nearest neighbour search. *Neurocomputing*, 147:426–434, 2015. Advances in Self-Organizing Maps Subtitle of the special issue: Selected Papers from the Workshop on Self-Organizing Maps 2012 (WSOM 2012). URL: <https://www.sciencedirect.com/science/article/pii/S0925231214008145>, doi:10.1016/j.neucom.2014.06.042.
- [37] Lin Xu, Frank Hutter, Holger H Hoos, and Kevin Leyton-Brown. Satzilla: portfolio-based algorithm selection for sat. *Journal of artificial intelligence research*, 32:565–606, 2008.
- [38] Lin Xu, Frank Hutter, Jonathan Shen, Holger H Hoos, and Kevin Leyton-Brown. Satzilla2012: Improved algorithm selection based on cost-sensitive classification models. *Proceedings of SAT Challenge*, pages 57–58, 2012.
- [39] Jingbo Zhu, Huizhen Wang, Benjamin K. Tsou, and Matthew Ma. Active learning with sampling by uncertainty and density for data annotations. *IEEE Transactions on Audio, Speech, and Language Processing*, 18(6):1323–1331, 2010. doi:10.1109/TASL.2009.2033421.

## A Appendix A: Analysis of Uncertainty Measurement Behaviours in Active Learning for Binary Classification

There are three main approaches for uncertainty sampling in active learning. However, in a binary classification setting (which is what we use) these approaches perform identically to each other. We explain the different approaches here. Figure 4 shows the behaviour of these uncertainty sampling methods graphically.

We implement ‘Least Confidence’ in our code.

- *Least Confidence*: for a given input  $x$  and an output label  $\hat{y}$ , we can measure the posterior probability  $P(\hat{y}|x; \theta)$  of observing  $\hat{y}$  given  $x$  via the current model (parameterised by  $\theta$ ). The Least Confidence method selects data points  $x^*$  with the smallest maximum posterior probability across all labels:

$$x^* = \operatorname{argmin}_x \max_{\hat{y}} P(\hat{y}|x; \theta) \quad (1)$$

- *Margin-based*: this approach takes the two highest posterior probability values for each input data point  $x$  and calculates their difference. The smaller the difference, the less certain the model is about its prediction and vice versa. More formally, let  $\hat{y}_1$  and  $\hat{y}_2$  the output labels with the highest and second-highest posterior probabilities for a given input  $x$ , respectively, the queried points  $x^*$  are chosen as:

$$x^* = \operatorname{argmin}_x P(\hat{y}_1|x; \theta) - P(\hat{y}_2|x; \theta) \quad (2)$$

- *Entropy-based*: this approach takes into account the posterior probability values across *all* output classes. The idea is to select the data points  $x^*$  where there is a high entropy among the predicted output labels:

$$x^* = \operatorname{argmax}_x - \sum_i P(\hat{y}_i|x; \theta) \log P(\hat{y}_i|x; \theta) \quad (3)$$

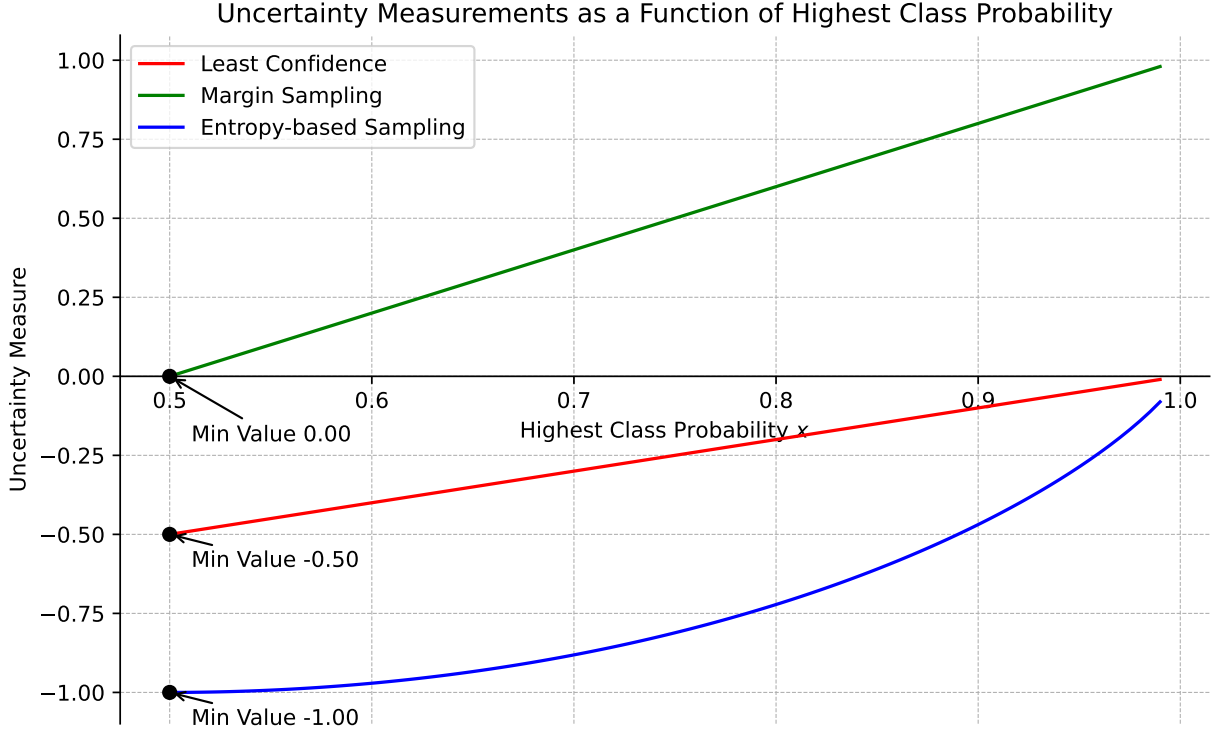


Figure 4: Uncertainty measurements as a function of the highest class probability. The red curve represents the Least Confidence uncertainty (LC) calculated as  $LC = x - 1$ , the green curve denotes Margin Sampling (MS) using the formula  $MS = x - (1 - x)$ , and the blue curve illustrates the Entropy-based method ( $H(x) = -[x \log_2(x) + (1 - x) \log_2(1 - x)]$ ). Critical minimum values for each method are marked with black circles and annotated to emphasise the points where the uncertainty function is minimised.

## B Appendix B: Performance of 8 individual configurations

Figure 5 illustrates a side-by-side comparison of the following eight active learning strategies in binary classification without aggregation across configurations:

- Uncertainty Sampling (Baseline)
- Uncertainty Sampling with Timeout Predictor (TO)
- Uncertainty Sampling with Dynamic Timeout (DT)
- Uncertainty Sampling with Timeout Predictor and Dynamic Timeout (TO+DT)
- Random Sampling (Baseline)
- Random Sampling with Timeout Predictor (TO)
- Random Sampling with Dynamic Timeout (DT)
- Random Sampling with Timeout Predictor and Dynamic Timeout (TO+DT)

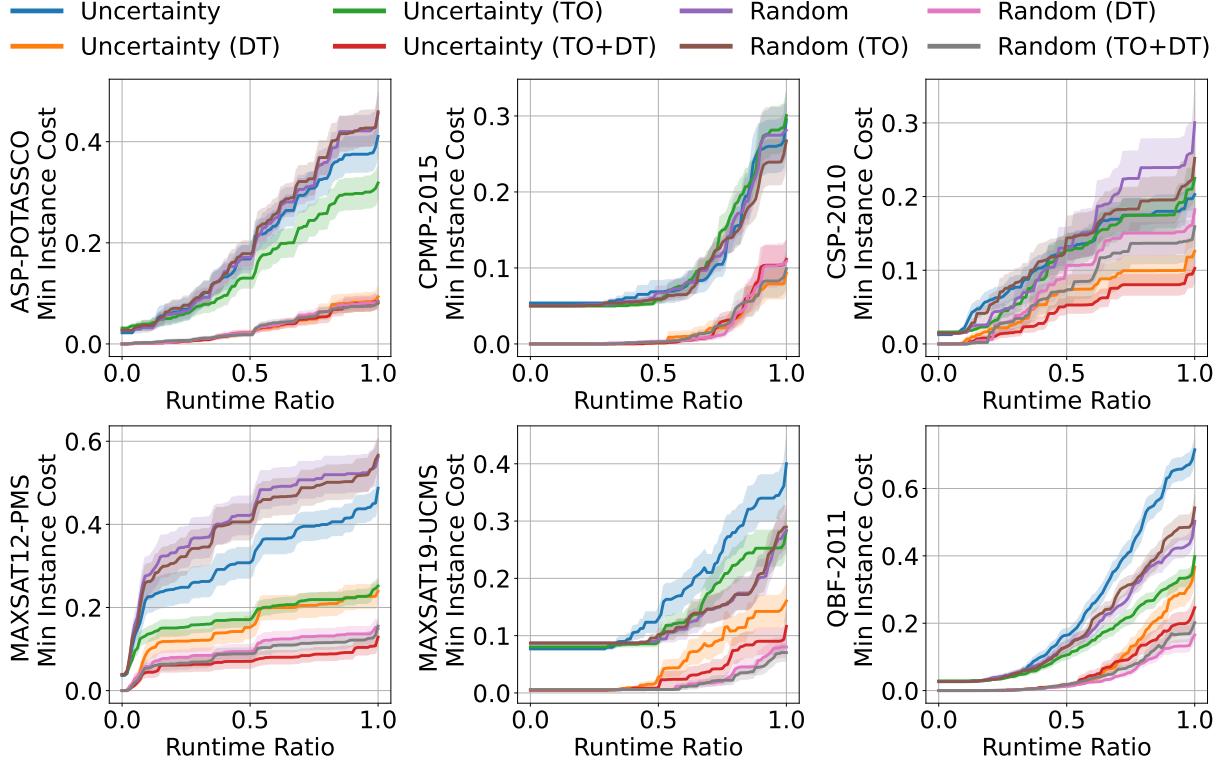


Figure 5: Comparison of performance across eight configurations as described in the paper. Each configuration was normalised according to the passive learning prediction performance ratio.

### C Appendix C: Description Table of Selected Datasets

Dataset	Instances	Algorithms	Features	Total Time	VBS	SBS
ASP-POTASSCO	1294	11	138	2,085h	8h	112h
CPMP-2015	527	4	22	682h	33h	134h
CSP-2010	2024	2	86	435h	49h	82h
MAXSAT12-PMS	876	6	37	1,472h	8h	85h
MAXSAT19-UCMS	572	7	54	545h	20h	52h
QBF-2011	1368	5	46	352h	28h	300h

Table 1: Descriptive statistics of selected datasets. Times rounded to the nearest whole number.

## D Appendix D: Timeout (TO) Configuration Impact on Passive Learning

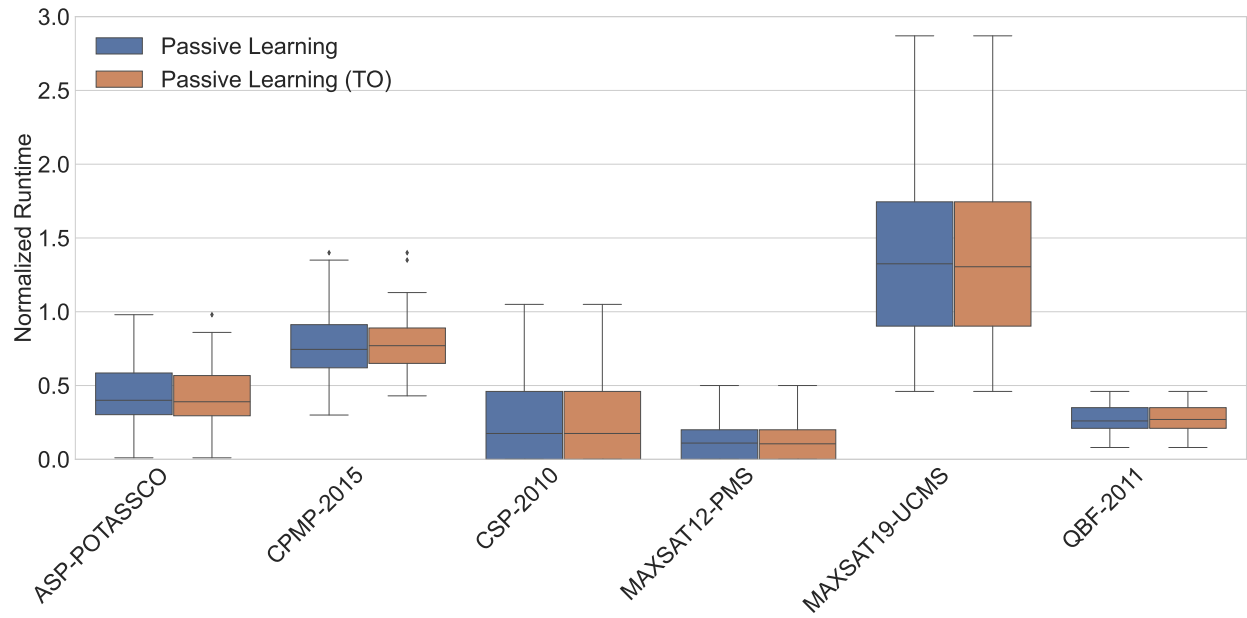


Figure 6: Comparison of Timeout (TO) Configuration Impact on Passive Learning: The graph illustrates that implementing the TO configuration in passive learning on the test set does not significantly enhance performance, yet importantly, it does not compromise prediction accuracy either.