

MC-GPT: Empowering Vision-and-Language Navigation with Memory Map and Reasoning Chains

Zhaohuan Zhan

Shenzhen Campus of Sun Yat-sen University
Shenzhen, P.R.China
zhanzh5@mail2.sysu.edu.cn

Sijie Yu

Shenzhen Campus of Sun Yat-sen University
Shenzhen, P.R.China
yusj8@mail2.sysu.edu.cn

Lisha Yu

Sun Yat-sen University
Guangzhou, P.R.China
yulsh6@mail2.sysu.edu.cn

Guang Tan

Shenzhen Campus of Sun Yat-sen University
Shenzhen, P.R.China
tanguang@mail.sysu.edu.cn

ABSTRACT

In the Vision-and-Language Navigation (VLN) task, the agent is required to navigate to a destination following a natural language instruction. While learning-based approaches have been a major solution to the task, they suffer from high training costs and lack of interpretability. Recently, Large Language Models (LLMs) have emerged as a promising tool for VLN due to their strong generalization capabilities. However, existing LLM-based methods face limitations in memory construction and diversity of navigation strategies.

To address these challenges, we propose a suite of techniques. Firstly, we introduce a method to maintain a topological map that stores navigation history, retaining information about viewpoints, objects, and their spatial relationships. This map also serves as a global action space. Additionally, we present a Navigation Chain of Thoughts module, leveraging human navigation examples to enrich navigation strategy diversity. Finally, we establish a pipeline that integrates navigational memory and strategies with perception and action prediction modules. Experimental results on the REVERIE and R2R datasets show that our method effectively enhances the navigation ability of the LLM and improves the interpretability of navigation reasoning.

CCS CONCEPTS

• **Computing methodologies** → **Artificial intelligence**; *Vision for robotics*.

KEYWORDS

vision and language navigation, neural networks, prompt-based learning

1 INTRODUCTION

In recent years, the convergence of computer vision and natural language processing has given rise to an emerging task known as Vision-and-Language Navigation (VLN) [1–3]. This cross-modal task necessitates the integration of visual perception and natural language understanding, enabling autonomous agents to understand their surrounding environments and navigate to destinations. The VLN task requires agents to follow natural language instructions and align content from textual and visual modalities.

The current mainstream approach to solving the VLN task is learning-based methods. By training on VLN datasets, the navigation policy is implicitly defined by the network parameters. However, these methods have notable drawbacks: on one hand, they incur high training costs and are prone to overfitting the training set; on the other hand, the inference process lacks interpretability and fails to incorporate common sense knowledge.

Recently, Large Language Models (LLMs) [16–18] have emerged as a promising approach to addressing the issues with VLN tasks. The generalization ability of LLMs can help mitigate overfitting issues and reduce training costs, while the common sense knowledge of LLMs can provide enhanced interpretability for navigation reasoning. Some efforts have integrated LLMs as sub-modules within traditional navigation frameworks, allowing LLMs to handle sub-tasks such as instruction decomposition and landmark extraction [19–22]. We refer to this as the **LLM-sub** approach. With this approach, the overfitting issue persists as it still requires training. Conversely, a few studies have positioned LLMs as core controllers in navigation decision-making [23–26] without any additional training, an approach we call **LLM-core**. In this paper, we adopt the LLM-core approach in order to fully exploit the potential of the LLM and maximize the generalization ability of our method.

Despite the advancements, existing LLM-core methods tend to oversimplify problem modeling. For instance, most methods utilize a combination of Vision-and-Language Model (VLM) [28–30] and LLM to summarize the navigation history as a context, or memory, for LLM interaction. This approach not only introduces noise but also requires multiple calls of models, which increases time consumption and API costs. It is suggested that the key information that affects VLN performance includes **objects**, **room type**, and **orientation** [31, 32]. Therefore, we propose constructing a memory structure that accurately captures the navigation context, and highlights these components. As depicted in Fig. 1, we introduce a topological map as the memory structure. The map records the information about viewpoints and objects, as well as their spatial relationships. During navigation, the agent adds observations as new nodes to the topological map, and updates the layout of objects accordingly. The connectivity between nodes preserves the **orientation** information, while the object layouts retains **object** information, and allows for inferring **room-type** information.

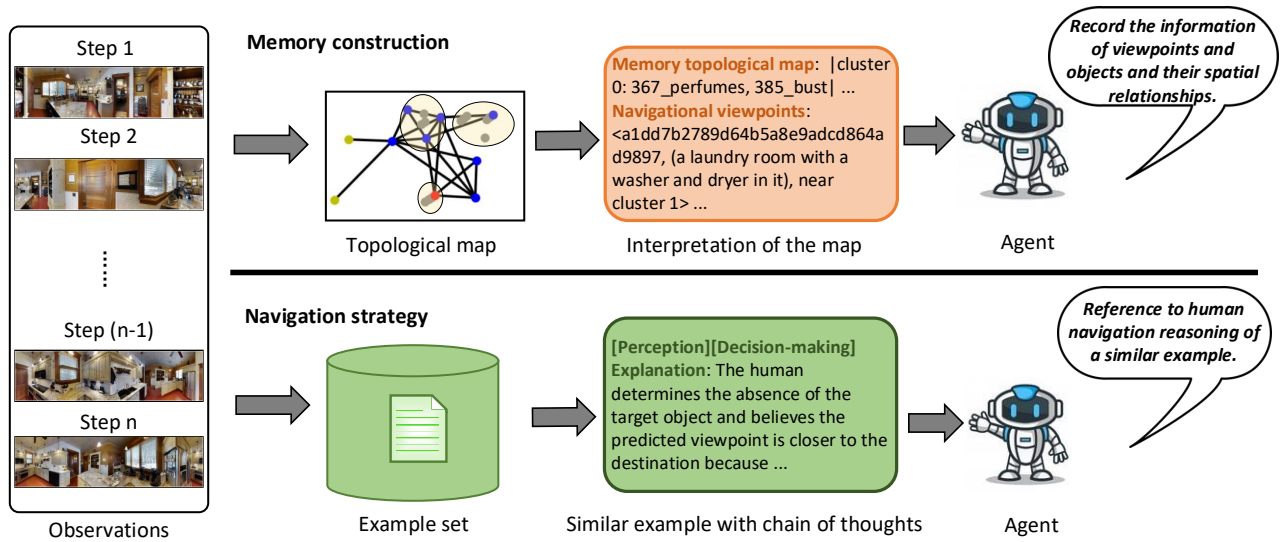


Figure 1: Accurate memory and suitable strategies are crucial for navigation tasks. A topological map can precisely record information about viewpoints, while incorporating human navigation reasoning examples can enhance the diversity of strategies employed by the LLM.

Typically, the current LLM-core methods need to provide basic rules for navigation, a technique known as *Standard Prompting* [16]. However, prescribing the reasoning process can limit the agent’s navigation strategies, and has difficulty incorporating domain-specific knowledge. In reality, humans may employ different navigation strategies for different scenarios. For example, executing the instructions “go to the kitchen to get some milk” and “go to the utility room to get a stool” requires distinct navigation strategies. Here, “kitchen” is an easily recognizable room type, which provides clear directional guidance. In contrast, the utility room may be less common, with a somewhat ambiguous definition, as it may coexist with other areas of a house, such as the laundry room. In essence, executing the first task may involve a simple room-type based priority strategy, while the second task requires a strategy that balances room-type priority with object priority, alongside commonsense reasoning.

The reasoning process on such a case-by-case basis can be addressed by having the LLM look at demonstration examples [16, 34]. The benefit is more pronounced when the offered examples contain a step-by-step reasoning process, a method called the Chain-of-Thought (CoT) prompting [35, 36]. Inspired by these techniques, we introduce a *Navigation Chain of Thought Module*, as depicted in Fig. 1. We first establish an example set covering various scenarios, and employ an LLM to mine the reasoning chains of these examples; during testing, the LLM can retrieve a demonstration example from this set. Notably, the examples are collected from navigation datasets such as REVERIE [2]. These datasets are annotated by humans and thus reflect human navigation decision-making. Our approach of navigation does not need extra manual annotation.

In summary, the contributions of this paper can be summarized as follows: 1) We propose the use of a memory topological map

to store key navigation information. This map retains rich spatial-temporal information and is suitable for object-oriented navigation tasks, while addressing the drawbacks of current methods in memory modeling. 2) We propose a mechanism called Navigation Chain of Thought, which can provide a demonstration example with a chain of thoughts to the LLM. The module can enable the LLM to employ case-by-case navigation strategies and thus increase the diversity of navigation strategies. 3) We present a pipeline to manage the navigation process. This pipeline includes perception, memory, commonsense, and decision-making modules, allowing for fine decoupling and modeling of navigation problems. 4) Experimental results on the REVERIE and R2R datasets demonstrate that our approach improves navigation performance, enhancing the interpretability of navigation reasoning, and providing new ideas and tools for bridging the gap between human and robotic navigation.

2 RELATED WORK

2.1 Vision-and-Language Navigation

The Vision-and-Language Navigation (VLN) task [1–3] requires robots to understand natural language navigation instructions and move to target locations by executing a series of navigation actions. Current VLN methods primarily focus on improving navigation success rates and efficiency by optimizing model structure [1, 10–15], representation learning[5, 6], and data augmentation[4, 27].

To address the issue of data scarcity, Fu *et al.* [4] utilize counterfactual reasoning for data augmentation. They make the path sampler and navigator against each other during training based on the principles of adversarial learning. Wang *et al.* [5] improve

supervised signals by introducing additional terms to the loss function of the reinforcement learning based on knowledge distillation, making the supervision signals softer and more robust. Wang *et al.* [6] find that training the navigator with the shortest path as the sole supervision signal may lead to biases in training when human annotations do not correspond strictly with the shortest path. Therefore, using the distance to the navigation endpoint as an additional supervision signal can enhance training robustness. This training strategy can also be generalized to synthetic data. With the rise of pre-trained models and the development of prompting engineering, a series of VLN methods [10–15] based on pre-trained models have been proposed. These methods improve the effectiveness of VLN algorithms in various ways, although they may result in increased costs in computation and training time.

2.2 Navigation with LLM

LLM’s generalization and reasoning capabilities have sparked interest in navigation tasks [16–18]. Some researchers attempt to use the LLM as an auxiliary module in the traditional navigation frameworks, in which the LLM provides navigation guidance or helps with landmark extraction. Shah *et al.* [19] utilize the GPT-3 to identify landmarks in instructions, aligning textual and visual modalities using a VLM (CLIP [33]), and then integrate them into a traditional navigation framework to complete navigation reasoning. Zhou *et al.* [20] introduce VLM as a scene understanding module, leveraging large language models to provide commonsense knowledge, using probabilistic soft logic to formulate reasoning rules, and finally combining them with frontier exploration strategies to predict navigation actions. Qiao *et al.* [21] focus on high-level concise navigation instructions, employing large language models to generate fine-grained instructions. They predict target objects, destinations, and current objects and room types, and when a change in room type is perceived, they use the LLM to generate fine-grained next-step instruction. Cai *et al.* [22] utilize the GPT-4 [29] for self-localization and next-step decision-making, then use a pixel-based navigation algorithm to complete subsequent navigation actions.

In other works, LLM is employed as the core controller of navigation, where the LLM directly makes navigation decisions and interacts with other modules within the navigation system. Zhou *et al.* [23] describe visual perception using VLM, detect objects using an object detector, and then employ the ChatGPT to summarize historical information and make specific reasoning. Chen *et al.* [24] introduce a global map into an LLM-based navigator, expanding the navigator’s action space from local to global. Dorbala *et al.* [25] use the LLM for navigation decision-making, directing navigation towards the target direction when no target objects are perceived, and navigating around the target object when it appears in sight. Schumann *et al.* [26] propose an embodied LLM agent, using language descriptions of trajectories and visual environment observations as context hints for the next action, and outputting navigation actions based on LLM’s next-word prediction. Different from previous works, our method aims to address the limitations of LLM-based navigators in memory construction and the diversity of navigation strategies. We also propose a novel pipeline for LLM-based navigation.

3 APPROACH

3.1 Problem setup

According to the setting of the VLN task, an agent is randomly placed at a viewpoint and receives an instruction. To carry out the instruction, the agent needs to reason step-by-step by grounding the textual instruction and visual observation. At each time step, the agent selects and moves to one of the navigable viewpoints according to the instruction and the observation. Under the REVERIE task (object-oriented VLN task) setting, the agent also needs to point out the referred object from a set of object proposals.

3.2 Overview

Fig. 2 presents our pipeline. Initially, our agent acquires visual observations of the surrounding environments and stores them in memory using the *Memory Topological Map module*. Further elaboration on the Memory Topological Map module can be found in Section 3.3. Subsequently, our agent utilizes the *Navigation Chain of Thoughts module* to query an example with a chain of thoughts by computing the similarities between the test instance and the example set. More details regarding the Navigation Chain of Thoughts module are provided in Section 3.4. Finally, the agent organizes the information, including Task Description, Instruction, Memory Topological Map, and Demonstration Example, using the *Prompt Manager*, and passes them to the LLM. Details of the Prompt Manager can be found in Section 3.5. The LLM then conducts reasoning and decides which viewpoint to select. Subsequently, the agent employs a Shortest-Path Planner to move to the selected viewpoint.

3.3 Memory Topological Map module

The Memory Topological Map records the information of observed viewpoints (including visited and unvisited ones) in a topological graph. The construction process is illustrated in Fig. 3 and can be roughly divided into five steps as follows.

Graph Construction. We establish and manage a topological graph where observed viewpoints serve as nodes. At each time step, newly observed navigable viewpoints are incorporated as new nodes. If two nodes can navigate to each other, an edge is established between them. This iterative process enables the incremental construction of a topological graph. Notably, this graph also functions as the action space as it contains routes to all observed viewpoints.

Object Detection. For each viewpoint, we retain its object detection results. Specifically, for newly observed viewpoints, we capture images from the current viewpoint and send them to the Faster R-CNN with an attention mechanism [37] for object detection. For existing viewpoints, we persist with the previously obtained object detection results.

Image Captioning. To enhance comprehension of the visual content within viewpoints, we utilize a VLM named InstructBLIP [28] to generate captions for their images. To minimize computational costs, we selectively invoke InstructBLIP for neighboring viewpoints only, while retaining previously generated captions for other viewpoints.

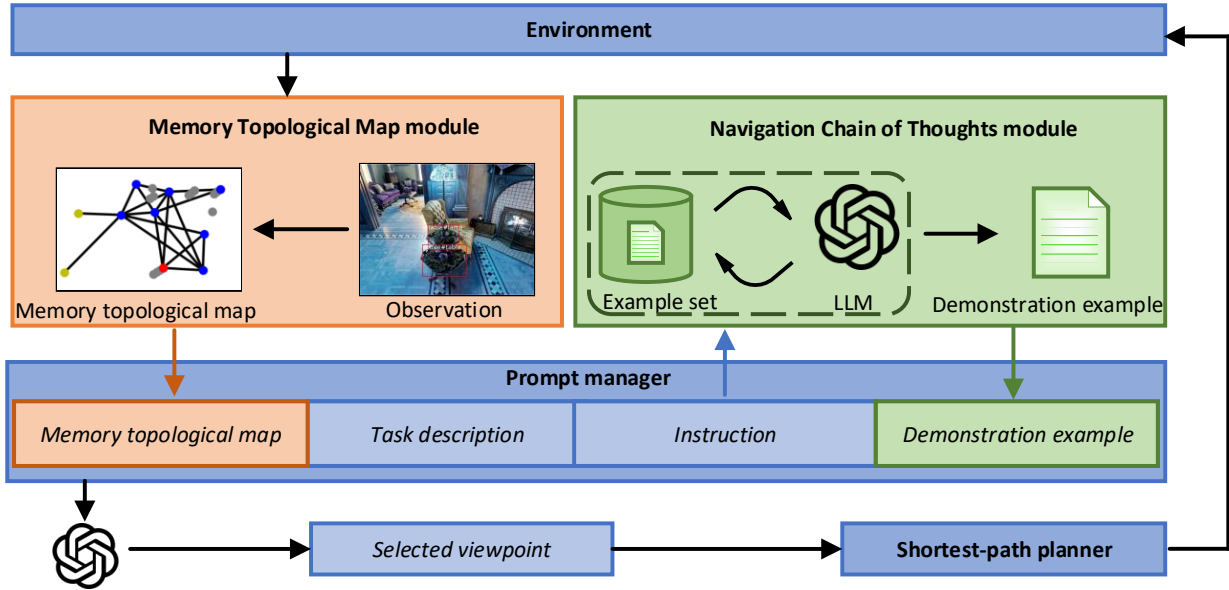


Figure 2: Overview of our pipeline. The Memory Topological Map module manages a map for storing memory, while the Navigation Chain of Thoughts module provides a demonstration example with a reasoning chain. The Prompt manager organizes all essential information and feeds it to the LLM. The LLM then makes a viewpoint selection and employs a Shortest-path Planner to navigate to the selected viewpoint.

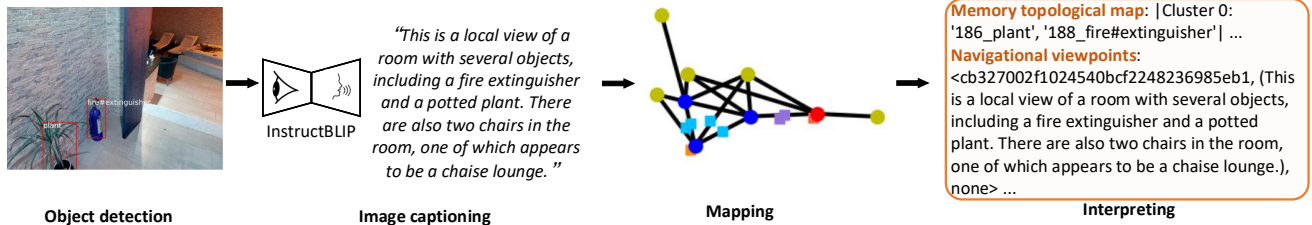


Figure 3: The construction of the Memory Topological Map. Initially, with object detection and image captioning, we can convert visual perceptions into textual descriptions. Subsequently, we construct a map comprising viewpoints and objects. Notably, the red node represents the viewpoint where the agent is currently located, while the yellow nodes denote unvisited viewpoints, and the blue nodes mean visited viewpoints. The squares on the map represent objects, and squares with the same colors indicate that they are clustered together. Finally, we utilize a textual prompt template to interpret the map.

Mapping. We then create a topological map incorporating object distribution. Objects detected solely in one viewpoint are positioned at that respective viewpoint. However, for objects observed across multiple viewpoints, we position them at the geometric center of the corresponding viewpoints. Besides, considering the co-occurrence of objects provides insight into the room type, we employ the K-Means clustering algorithm [38, 39] to cluster nearby objects together. The resulting object-clustered outcomes are utilized for room-type prediction, which is a sub-task of our navigation reasoning. The reason for the sub-task is that the room-type priority

strategy is an important navigation strategy for those recognizable room types.

Interpreting. In order to facilitate the understanding of the map by the LLM, textual interpretation is necessary. Drawing inspiration from [40], we adopt a structured language template: "Memory topological map: |cluster ID: objects|, Navigable viewpoints: <viewpoint ID, image captioning, relationship with Object clusters>". As shown in the top-right of Fig 5, the Memory topological map field provides the object information and the clusters, while the Navigable viewpoints field provides the connection relationship between the viewpoints and clusters. Following interpretation, the map is

converted into a textual format, which can be directly provided to the LLM as part of the prompt.

3.4 Navigation Chain of Thoughts module

Inspired by the ICL [16, 34] and CoT prompting [35, 36], we expect that allowing LLM to reference human navigation examples in analogous scenarios can enrich the diversity of navigation strategies, thereby more effectively realizing “case-by-case analysis” in navigation reasoning. By querying a similar example with a chain of thoughts, we can offer a demonstration for the LLM.

Example set. The training set of the VLN task comprises “instruction-path” pairs, where annotators record viewpoint selections while executing the instructions. This training set inherently encompasses diverse examples with varying navigation strategies. As mentioned in Section 1, instructions leading to similar destinations often necessitate similar navigation strategies. To distinguish different navigation strategies of the training set, we utilize the destination’s room type as a criterion and create an example set based on this criterion. Specifically, for each “instruction-path” pair, we extract the ground-truth room type of the destination from the MatterPort3D simulator [1]. Among the pairs of the training set, there exist a total of 27 room types. We select one example per room type to compose the example set.

CoT Mining. The example set solely consists of instructions and corresponding viewpoint selections (“instruction-path”), which may not provide sufficient insight for the LLM to comprehend the reasoning behind these selections. Due to the unavailability of annotator explanations and the high cost associated with human annotation, we employ an LLM to emulate annotator behavior and mine the reasoning chain of each example. As shown in the left side of Fig. 4, we utilize the role prompting technique [44] to instruct the LLM to play the role of the annotator: we present the LLM with perception and decision-making aspects, prompting it to explain the reason behind each viewpoint selection step by step. After the CoT mining, we extend the annotations of the example set from “instruction-path” to “instruction-path-explanation,” thereby establishing an example set with chains of thoughts. More details of our prompt can be found in Sec. 3.5.

CoT Querying. Ideally, we aim to query an example with the same room type of destination as the test instance. However, determining the room type of the instance’s destination requires additional reasoning. To streamline this process, we use a parser to extract the room-type nouns from the instance’s instruction. We consider the first room-type noun as the destination’s room type based on idiomatic expressions (e.g., “go to the *kitchen* to get milk”). Subsequently, as shown in the right side of Fig. 4, we use the Sentence-BERT [41] to encode the room-type nouns of the instance and those from the example set. The example with the closest cosine distance to the instance is selected as the demonstration example. In cases where the instruction lacks room-type nouns, we directly compute the cosine distance between the instance’s instruction and the room-type nouns from the example set. Then the selected demonstration example with the chain of thoughts is directly integrated into the prompt for the LLM.

3.5 Prompt manager

To aid the LLM in understanding the agent’s perception and making the appropriate decisions, we introduce a prompt manager designed to organize all kinds of information. The prompt is depicted in Fig. 5.

As shown in Fig. 5, our prompt consists of two types of prompts: the prefix prompt and the input prompt. The prefix prompt is used to illustrate the basic reasoning rules, and the input prompt provides perceptual information. The prefix prompt introduces task settings, input and output format specifications, and reasoning sub-tasks. Specifically, the task settings aim to inform the LLM of its role as a core controller, while the format specifications serve to standardize the LLM’s output, facilitating post-processing tasks such as parsing the viewpoint selection from the LLM’s output. The reasoning sub-tasks aim to assist the agent in decomposing the task into several sub-tasks. However, there are slight variations in the sub-tasks between the CoT mining phase and the navigation inference phase, as shown in Figure 5. For the REVERIE task, the agent is not only required to navigate to the target location, but also to identify the target object. Consequently, sub-tasks such as referring expression and further exploration become necessary. Conversely, in CoT mining, as decision-making is provided, there is no requirement for additional reasoning regarding referring expression or exploration. Instead, the focus lies on explaining the rationale behind the decisions.

3.6 Action prediction

The LLM receives the prompt as input and produces predictions. Among these output items, viewpoint selection is critical. The selected viewpoint corresponds to one of the viewpoints stored in the Memory Topological Map, allowing the shortest-path planner to compute a path to the target viewpoint.

4 EXPERIMENTAL SETUP

4.1 Datasets and Evaluation

We conduct experiments on two datasets: **REVERIE** and **R2R**. REVERIE dataset comprises 21,702 instructions, with an average instruction length of 18 words. The agent is required not only to navigate to the target location but also to point out the referred object by selecting the appropriate object bounding box. Considering the costs associated with the OpenAI API, we choose the validation unseen dataset which comprises 3,521 instructions to conduct experiments. As far as we know, we are the first LLM-based method to conduct experiments on the entire validation unseen dataset. The R2R dataset contains 21,567 instructions with an average length of 29 words. R2R is a well-established VLN benchmark, which features sequential instructions without object localization requirements. We follow the settings of NavGPT [23] and MapGPT [24] to evaluate the performance of our proposed MC-GPT on 72 scenes of the R2R dataset. We randomly sample one path for each scene, with three instructions per path, resulting in a total of 216 instructions.

We utilize the pre-defined evaluation metrics of the VLN task. (1) Trajectory Length (TL). (2) Success Rate (SR). (3) Oracle Success Rate (OSR): the agent’s success rate of having a goal viewpoint

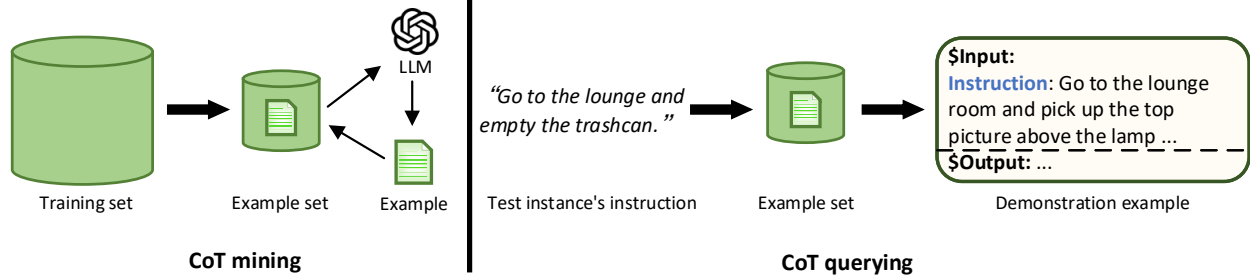


Figure 4: Two steps in the Navigation Chain of Thoughts: CoT mining and CoT querying. CoT mining aims to construct an example set comprising diverse reasoning chains, while CoT querying aims to select a similar example with an appropriate reasoning chain for the LLM’s navigation.

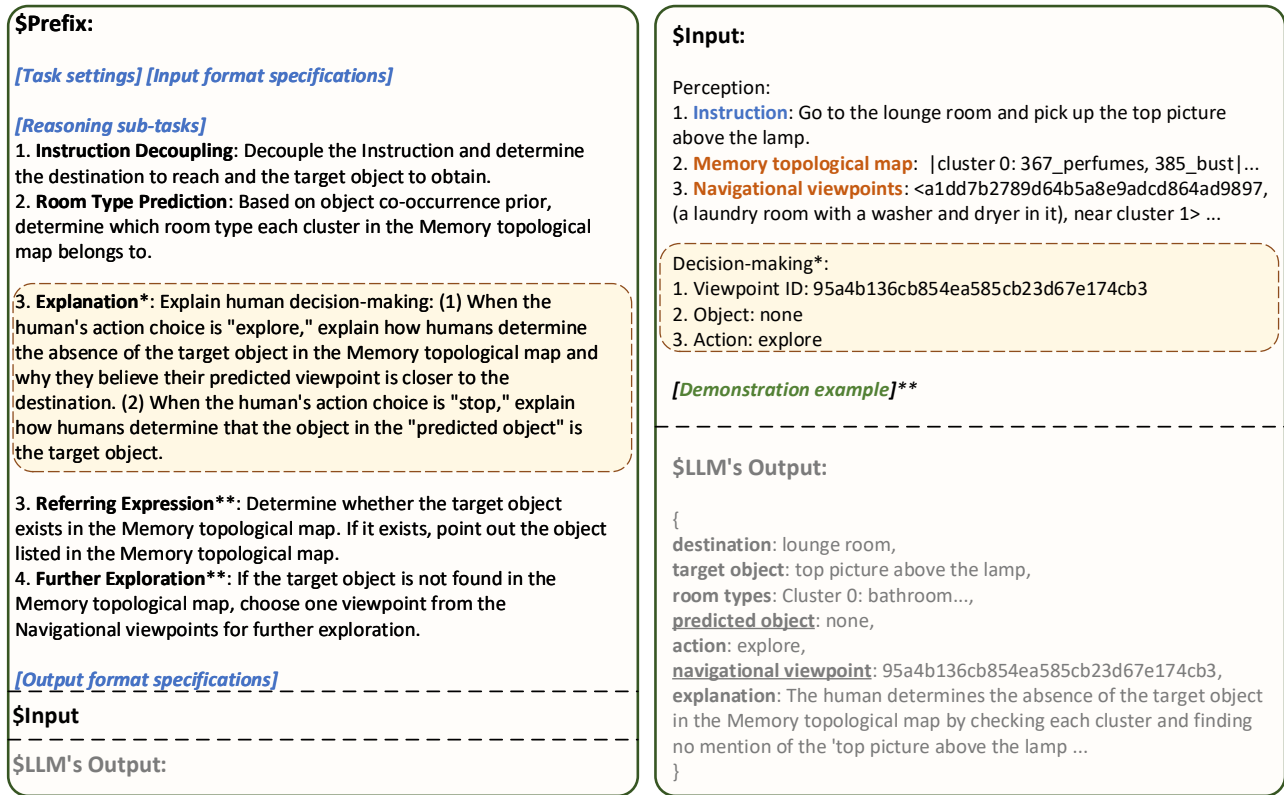


Figure 5: Our prompt manager integrates two types of prompts, the \$Prefix prompt and the \$Input prompt. The former is designed to illustrate basic reasoning rules, while the latter provides perceptual information. The prompt manager is employed for both CoT mining and navigation inference. Thus, the symbol * denotes content exclusively relevant during CoT mining, whereas ** means content exclusive to navigation inference.

along the trajectory. (4) Success rate weighted by Path Length (SPL): the agent’s navigation success rate weighted by the trajectory length. (5) Navigation Error (NE). (6) Remote Grounding Success rate (RGS): the agent’s success rate of pointing out the referred

object. (7) Remote Grounding Success rate weighted by navigation Path Length (RGSPL): the agent’s success rate of pointing out the referred object weighted by the trajectory length.

4.2 Implementation Details

We utilize the ChatGPT (gpt-3.5-turbo-1106 with 16K context window) as our LLM. Note that we have also experimented with Gemini [48] and Llama2 [18], both of which did not perform as well as GPT-3.5. Therefore, we choose to present the results with GPT-3.5. To understand the visual content of the viewpoint’s images, we use the Faster-RCNN [37, 42] pre-trained on the Visual Genome [43] dataset to detect the surrounding objects and use the InstructBLIP-13B [28] as our VLM to caption the images of viewpoints.

5 RESULTS

5.1 Main Results

We initially evaluate our method against several learning-based approaches on the REVERIE benchmark. We categorize existing methods into three groups: Training, Pre-training, and No train. Most VLN methods are trained from scratch and belong to the Training category. More recent approaches are pre-trained on several proxy tasks and fine-tuned on downstream VLN tasks, falling into the Pre-training category. In contrast, our LLM-based method *requires neither fine-tuning nor pre-training*.

As shown in Tab. 1, our method yields significant improvements over methods in the Training category across all metrics, showing its superior few-shot capability. Compared to the Pre-training category, however, our method exhibits noticeable performance gaps. Pre-training methods typically adopt a two-step process that involves pre-training and fine-tuning, which extensively leverages VLN datasets to tailor strategies to specific datasets and domain knowledge. While this generates strong performance, it comes at the cost of high training overhead and limited generalization to novel environments. In contrast, our proposed MC-GPT adopts a versatile LLM, enabling easy adaptation to diverse downstream tasks without the need for additional training.

In Tab. 2, we evaluate MC-GPT on 72 various scenes of the R2R dataset. MC-GPT surpasses NavGPT [23] and MapGPT [24] across all metrics. The comparison demonstrates our advantages in memory construction and navigation strategy: on one hand, compared to NavGPT which uses an additional LLM to generate navigation memories, our memory map is more concise, has less noise, and does not require calling LLM. On the other hand, since the MapGPT is also equipped with a map, the advantage of our method suggests that the use of a navigation chain of thoughts is indeed helpful.

Table 1: Performance comparison on REVERIE.

Settings	Methods	Validation Unseen					
		SR↑	OSR↑	SPL↑	TL	RGS↑	RGSPL↑
Training	Random	1.76	11.93	1.01	10.76	0.96	0.56
	Seq2Seq-SF [1]	4.20	8.07	2.84	11.07	2.16	1.63
	RCM [6]	9.29	14.23	6.97	11.98	4.89	3.89
	SMNA [45]	8.15	11.28	6.44	9.07	4.54	3.61
	FAST-Short [46]	10.08	20.48	6.17	29.7	6.24	3.97
	FAST-MATTN [2]	14.4	28.20	7.19	45.28	7.84	4.67
Pre-training	RecBERT [14]	30.67	35.02	24.90	16.78	18.77	15.27
	Airbert [47]	27.89	34.51	21.88	18.71	18.23	14.18
	DUET [10]	46.98	51.07	33.73	22.11	32.15	23.03
No Train	MC-GPT (Ours)	19.43	30.25	9.65	24.50	8.86	5.14

Table 2: Performance comparison on 72 various scenes of the R2R dataset. “Exp#” refers to the number of GPT experts and “Dist” the utilization of distance information.

Methods	LLMs	Exp#	Dist	SR↑	OSR↑	NE↓
NavGPT [23]	GPT-3.5	2	w/	16.7	26.4	8.02
MapGPT [24]	GPT-3.5	1	w/o	19.4	29.6	8.48
MC-GPT (Ours)	GPT-3.5	1	w/o	22.1	34.2	7.76

5.2 Ablation Study

In this section, we conduct an ablation study on individual components. We randomly select 100 instructions from the REVERIE Validation Unseen dataset and establish a subset for experiments.

Is the navigation chain of thoughts essential? Our navigation chain of thoughts is included in a demonstration example, so we illustrate the necessity of the navigation thought chain by comparing the ablation effects of the demonstration example. As shown in Tab. 3, when no example is provided, that is, the LLM’s prompt only contains basic rules (prefix prompt), the results indicate that the LLM possesses commendable abilities in rule comprehension and navigation reasoning. Then we consider whether providing random demonstration examples is helpful: we compare two methods for querying a demonstration example, one based on instruction similarity, and the other based on destination room type similarity. Surprisingly, when using the former measure, the navigation performance is similar to that without using examples. This may be due to the presence of many function words in the instructions, leading to significant differences between the matched examples and the test scenes, and making the examples less useful as references. However, when using destination room type as a similarity measure, the performance is significantly improved, indicating that examples with similar destination room types are more meaningful references. Note that a demonstration example should contain complete navigation steps, otherwise they are not very helpful for the agent. In short, an appropriate demonstration example with a complete chain of thoughts can guide the agent for better navigation.

Does it help if the demonstration example is close to the test instance? As shown in Tab. 4, we conduct a comparative experiment: under the same conditions of using destination room type similarity for example querying, the closer the similarity, the more similar the scene between the demonstration example and the test instance. As shown in Tab. 4, when the destination room type of the example is the ground truth (RT-GT), the most suitable demonstration example can be matched, which is more helpful for navigation. When using Python’s regular expressions to extract room type from instructions (RT-RE), there is a slight decrease in performance, but it is within an acceptable range. In order to be closer to reality and reduce prediction costs, we adopt the latter method.

5.3 Case Study

In Fig. 6, we present a visualization of a successful navigation example. As the number of navigation steps increases, the scale of the Memory Topological Map gradually expands. This map serves

Instruction: Go to the <u>lounge</u> and empty the <u>trashcan</u>		
Memory Topological Map	Panoramas	Chain of Thoughts
	<p>step 0</p>	<p>1. The agent did not find the '<u>trashcan</u>' on the map. </p> <p>2. The predicted viewpoint is a room with a potted plant, tiled floor, and a brick wall in the background, potentially indicating proximity to the <u>lounge</u>. </p>
	<p>step 3</p>	<p>1. The agent did not find the '<u>trashcan</u>' on the map. </p> <p>2. The predicted viewpoint is a room with a fire extinguisher and a potted plant, potentially indicating proximity to the <u>lounge</u>. </p>
	<p>step 5</p>	<p>1. The agent determined that the object 231 trash#can is the target object. The agent then chose to stop. </p>
<p>Bird view of our trajectory</p> <p> Start Stop </p>		<p>Target object: 231 trash#can</p>

Figure 6: Visualization of a successful navigation task. Initially, the agent is presented with multiple navigable viewpoints, including a stairway leading to the upper floor and several doors. Utilizing the proposed Memory Topological Map and Navigation Chain of Thoughts, the agent steadily advances toward the lounge area and finally identifies the target object – the trash can.

Table 3: Comparison of various settings of Navigation Chain of Thoughts on REVERIE. “Demo” refers to the utilization of a demonstration example and “Query-sim” refers to the similarity measure of the querying. “Step” refers to the number of steps of a demonstration example.

Demo	Query-sim	Step	SR↑	OSR↑	SPL↑	TL
×	×	×	18.00	30.00	8.83	20.13
√	Instruction	All	17.00	29.00	9.78	21.78
√	Room type	1	19.00	34.00	8.73	22.12
√	Room type	All	23.00	34.00	11.16	23.80

not only to record the distribution of viewpoints, aiding the navigator in determining the shortest path, but also to clearly illustrate the relationships between viewpoints and objects. This functionality enables the LLM to make semantic navigation predictions.

Table 4: Effect of accuracy of destination room type prediction on navigation performance. “RT-GT” refers to the ground-truth room type, and “RT-RE” refers to the room type predicted by using Python’s regular expressions.

Methods	SR↑	OSR↑	SPL↑	TL	RGS↑	RG SPL↑
RT-GT	25.00	39.00	11.14	22.99	7.00	4.07
RT-RE	23.00	34.00	11.16	23.80	9.00	4.22

Throughout each step of the chain of thoughts, it is evident that the LLM primarily engages in reasoning about two pivotal questions: “Is the target object present?” and “What serves as the basis for predicting the navigation point?”, which aligns with our reasoning sub-tasks settings as depicted in Fig.5. This illustrates the LLM’s thorough utilization of the sub-task settings and perceptual information provided within our prompt.

6 CONCLUSION

Our work aims to address the challenges in LLM-based VLN navigators by proposing novel approaches to memory construction, navigation strategy diversity, and integration of navigation components. We provide a solution for retaining spatial relationships and facilitating navigation decisions. Additionally, our Navigation Chain of Thoughts module leverages human navigation examples to enhance the diversity of navigation strategies, contributing to more robust and flexible navigation systems. Experimental results on the REVERIE and R2R datasets confirm the effectiveness of our approach in enhancing interpretability and bridging the gap between human and robotic navigation. Moving forward, further research is needed to explore additional enhancements and optimizations to fully leverage the potential of LLMs in empowering VLN navigators.

REFERENCES

- [1] P. Anderson, Q. Wu, D. Teney, J. Bruce, M. Johnson, N. Sünderhauf, I. Reid, S. Gould, and A. Van Den Hengel, "Vision-and-language navigation: Interpreting visually-grounded navigation instructions in real environments," in *Proceedings of the IEEE conference on computer vision and pattern recognition*, 2018, pp. 3674–3683.
- [2] Y. Qi, Q. Wu, P. Anderson, X. Wang, W. Y. Wang, C. Shen, and A. v. d. Hengel, "Reverie: Remote embodied visual referring expression in real indoor environments," in *Proceedings of the IEEE/CVF Conference on Computer Vision and Pattern Recognition*, 2020, pp. 9982–9991.
- [3] A. Ku, P. Anderson, R. Patel, E. Ie, and J. Baldridge, "Room-across-room: Multi-lingual vision-and-language navigation with dense spatiotemporal grounding," in *Proceedings of the 2020 Conference on Empirical Methods in Natural Language Processing (EMNLP)*, 2020, pp. 4392–4412.
- [4] T.-J. Fu, X. E. Wang, M. F. Peterson, S. T. Grafton, M. P. Eckstein, and W. Y. Wang, "Counterfactual vision-and-language navigation via adversarial path sampler," in *Computer Vision—ECCV 2020: 16th European Conference, Glasgow, UK, August 23–28, 2020, Proceedings, Part VI 16*. Springer, 2020, pp. 71–86.
- [5] H. Wang, Q. Wu, and C. Shen, "Soft expert reward learning for vision-and-language navigation," in *Computer Vision—ECCV 2020: 16th European Conference, Glasgow, UK, August 23–28, 2020, Proceedings, Part IX 16*. Springer, 2020, pp. 126–141.
- [6] X. Wang, Q. Huang, A. Celikyilmaz, J. Gao, D. Shen, Y.-F. Wang, W. Y. Wang, and L. Zhang, "Reinforced cross-modal matching and self-supervised imitation learning for vision-language navigation," in *Proceedings of the IEEE/CVF conference on computer vision and pattern recognition*, 2019, pp. 6629–6638.
- [7] H. Tan, L. Yu, and M. Bansal, "Learning to navigate unseen environments: Back translation with environmental dropout," in *Proceedings of the 2019 Conference of the North American Chapter of the Association for Computational Linguistics: Human Language Technologies, Volume 1 (Long and Short Papers)*, 2019, pp. 2610–2621.
- [8] F. Zhu, Y. Zhu, X. Chang, and X. Liang, "Vision-language navigation with self-supervised auxiliary reasoning tasks," in *Proceedings of the IEEE/CVF Conference on Computer Vision and Pattern Recognition*, 2020, pp. 10 012–10 022.
- [9] H. Huang, V. Jain, H. Mehta, A. Ku, G. Magalhaes, J. Baldridge, and E. Ie, "Transferable representation learning in vision-and-language navigation," in *Proceedings of the IEEE/CVF international conference on computer vision*, 2019, pp. 7404–7413.
- [10] S. Chen, P.-L. Guhur, M. Tapaswi, C. Schmid, and I. Laptev, "Think global, act local: Dual-scale graph transformer for vision-and-language navigation," in *Proceedings of the IEEE/CVF Conference on Computer Vision and Pattern Recognition*, 2022, pp. 16 537–16 547.
- [11] X. Liang, F. Zhu, L. Lingling, H. Xu, and X. Liang, "Visual-language navigation pretraining via prompt-based environmental self-exploration," in *Proceedings of the 60th Annual Meeting of the Association for Computational Linguistics (Volume 1: Long Papers)*, 2022, pp. 4837–4851.
- [12] B. Lin, Y. Zhu, Z. Chen, X. Liang, J. Liu, and X. Liang, "Adapt: Vision-language navigation with modality-aligned action prompts," in *Proceedings of the IEEE/CVF Conference on Computer Vision and Pattern Recognition*, 2022, pp. 15 396–15 406.
- [13] D. An, Y. Qi, Y. Li, Y. Huang, L. Wang, T. Tan, and J. Shao, "Bevbart: Topo-metric map pre-training for language-guided navigation," *arXiv preprint arXiv:2212.04385*, 2022.
- [14] Y. Hong, Q. Wu, Y. Qi, C. Rodriguez-Opazo, and S. Gould, "Vln bert: A recurrent vision-and-language bert for navigation," in *Proceedings of the IEEE/CVF conference on Computer Vision and Pattern Recognition*, 2021, pp. 1643–1653.
- [15] Y. Qiao, Y. Qi, Y. Hong, Z. Yu, P. Wang, and Q. Wu, "Hop: history-and-order aware pre-training for vision-and-language navigation," in *Proceedings of the IEEE/CVF Conference on Computer Vision and Pattern Recognition*, 2022, pp. 15 418–15 427.
- [16] T. Brown, B. Mann, N. Ryder, M. Subbiah, J. D. Kaplan, P. Dhariwal, A. Neelakantan, P. Shyam, G. Sastry, A. Askell *et al.*, "Language models are few-shot learners," *Advances in neural information processing systems*, vol. 33, pp. 1877–1901, 2020.
- [17] D. Driess, F. Xia, M. S. Sajjadi, C. Lynch, A. Chowdhery, B. Ichter, A. Wahid, J. Tompson, Q. Vuong, T. Yu *et al.*, "Palm-e: An embodied multimodal language model," *arXiv preprint arXiv:2303.03378*, 2023.
- [18] H. Touvron, T. Lavril, G. Izacard, X. Martinet, M.-A. Lachaux, T. Lacroix, B. Rozière, N. Goyal, E. Hambro, F. Azhar *et al.*, "Llama: Open and efficient foundation language models," *arXiv preprint arXiv:2302.13971*, 2023.
- [19] D. Shah, B. Osiński, S. Levine *et al.*, "Lm-nav: Robotic navigation with large pre-trained models of language, vision, and action," in *Conference on Robot Learning*. PMLR, 2023, pp. 492–504.
- [20] K. Zhou, K. Zheng, C. Pryor, Y. Shen, H. Jin, L. Getoor, and X. E. Wang, "Esc: Exploration with soft commonsense constraints for zero-shot object navigation," *arXiv preprint arXiv:2301.13166*, 2023.
- [21] Y. Qiao, Y. Qi, Z. Yu, J. Liu, and Q. Wu, "March in chat: Interactive prompting for remote embodied referring expression," in *Proceedings of the IEEE/CVF International Conference on Computer Vision*, 2023, pp. 15 758–15 767.
- [22] W. Cai, S. Huang, G. Cheng, Y. Long, P. Gao, C. Sun, and H. Dong, "Bridging zero-shot object navigation and foundation models through pixel-guided navigation skill," *arXiv preprint arXiv:2309.10309*, 2023.
- [23] G. Zhou, Y. Hong, and Q. Wu, "Navgpt: Explicit reasoning in vision-and-language navigation with large language models," *arXiv preprint arXiv:2305.16986*, 2023.
- [24] J. Chen, B. Lin, R. Xu, Z. Chai, X. Liang, and K.-Y. K. Wong, "Mapgpt: Map-guided prompting for unified vision-and-language navigation," *arXiv preprint arXiv:2401.07314*, 2024.
- [25] V. S. Dorbala, J. F. Mullen Jr, and D. Manocha, "Can an embodied agent find your 'cat-shaped mug'? llm-based zero-shot object navigation," *IEEE Robotics and Automation Letters*, 2023.
- [26] R. Schumann, W. Zhu, W. Feng, T.-J. Fu, S. Riezler, and W. Y. Wang, "Velma: Verbalization embodiment of llm agents for vision and language navigation in street view," *arXiv preprint arXiv:2307.06082*, 2023.
- [27] Z. Zhan, L. Lin, and G. Tan, "Object-aware navigation for remote embodied visual referring expression," *Neurocomputing*, vol. 515, pp. 68–78, 2023.
- [28] D. Li, J. Li, H. Le, G. Wang, S. Savarese, and S. C. Hoi, "LAVIS: A one-stop library for language-vision intelligence," in *Proceedings of the 61st Annual Meeting of the Association for Computational Linguistics (Volume 3: System Demonstrations)*. Toronto, Canada: Association for Computational Linguistics, Jul. 2023, pp. 31–41. [Online]. Available: <https://aclanthology.org/2023.acl-demo.3>
- [29] J. Achiam, S. Adler, S. Agarwal, L. Ahmad, I. Akkaya, F. L. Aleman, D. Almeida, J. Altenschmidt, S. Altman, S. Anadkat *et al.*, "Gpt-4 technical report," *arXiv preprint arXiv:2303.08774*, 2023.
- [30] H. Liu, C. Li, Q. Wu, and Y. J. Lee, "Visual instruction tuning," *Advances in neural information processing systems*, vol. 36, 2024.
- [31] Y. Qi, Z. Pan, Y. Hong, M.-H. Yang, A. van den Hengel, and Q. Wu, "The road to know-where: An object-and-room informed sequential bert for indoor vision-language navigation," in *Proceedings of the IEEE/CVF International Conference on Computer Vision*, 2021, pp. 1655–1664.
- [32] C. Gao, J. Chen, S. Liu, L. Wang, Q. Zhang, and Q. Wu, "Room-and-object aware knowledge reasoning for remote embodied referring expression," in *Proceedings of the IEEE/CVF Conference on Computer Vision and Pattern Recognition*, 2021, pp. 3064–3073.
- [33] A. Radford, J. W. Kim, C. Hallacy, A. Ramesh, G. Goh, S. Agarwal, G. Sastry, A. Askell, P. Mishkin, J. Clark *et al.*, "Learning transferable visual models from natural language supervision," in *International conference on machine learning*. PMLR, 2021, pp. 8748–8763.
- [34] S. Min, X. Lyu, A. Holtzman, M. Artetxe, M. Lewis, H. Hajishirzi, and L. Zettlemoyer, "Rethinking the role of demonstrations: What makes in-context learning work?" in *Proceedings of the 2022 Conference on Empirical Methods in Natural Language Processing*, 2022, pp. 11 048–11 064.
- [35] J. Wei, X. Wang, D. Schuurmans, M. Bosma, F. Xia, E. Chi, Q. V. Le, D. Zhou *et al.*, "Chain-of-thought prompting elicits reasoning in large language models," *Advances in Neural Information Processing Systems*, vol. 35, pp. 24 824–24 837, 2022.
- [36] Z. Zhang, A. Zhang, M. Li, and A. Smola, "Automatic chain of thought prompting in large language models," in *The Eleventh International Conference on Learning Representations*, 2022.
- [37] P. Anderson, X. He, C. Buehler, D. Teney, M. Johnson, S. Gould, and L. Zhang, "Bottom-up and top-down attention for image captioning and visual question answering," in *Proceedings of the IEEE conference on computer vision and pattern recognition*, 2018, pp. 6077–6086.
- [38] J. MacQueen *et al.*, "Some methods for classification and analysis of multivariate observations," in *Proceedings of the fifth Berkeley symposium on mathematical statistics and probability*, vol. 1, no. 14. Oakland, CA, USA, 1967, pp. 281–297.

- [39] J. A. Hartigan and M. A. Wong, "Algorithm as 136: A k-means clustering algorithm," *Journal of the royal statistical society. series c (applied statistics)*, vol. 28, no. 1, pp. 100–108, 1979.
- [40] S. Vempala, R. Bonatti, A. Buckler, and A. Kapoor, "Chatgpt for robotics: Design principles and model abilities," Microsoft, Tech. Rep. MSR-TR-2023-8, February 2023. [Online]. Available: <https://www.microsoft.com/en-us/research/publication/chatgpt-for-robotics-design-principles-and-model-abilities/>
- [41] N. Reimers and I. Gurevych, "Sentence-bert: Sentence embeddings using siamese bert-networks," in *Proceedings of the 2019 Conference on Empirical Methods in Natural Language Processing and the 9th International Joint Conference on Natural Language Processing (EMNLP-IJCNLP)*, 2019, pp. 3982–3992.
- [42] R. Girshick, "Fast r-cnn," in *Proceedings of the IEEE international conference on computer vision*, 2015, pp. 1440–1448.
- [43] R. Krishna, Y. Zhu, O. Groth, J. Johnson, K. Hata, J. Kravitz, S. Chen, Y. Kalantidis, L.-J. Li, D. A. Shamma *et al.*, "Visual genome: Connecting language and vision using crowdsourced dense image annotations," *International journal of computer vision*, vol. 123, pp. 32–73, 2017.
- [44] I. JOHN, "The art of asking chatgpt for high-quality answers: a complete guide to prompt engineering techniques," *United States of America: Zunda Technologies Limited*, 2023.
- [45] C.-Y. Ma, J. Lu, Z. Wu, G. AlRegib, Z. Kira, R. Socher, and C. Xiong, "Self-monitoring navigation agent via auxiliary progress estimation," in *Proceedings of the International Conference on Learning Representations*, 2019. [Online]. Available: <https://arxiv.org/abs/1901.03035>
- [46] L. Ke, X. Li, Y. Bisk, A. Holtzman, Z. Gan, J. Liu, J. Gao, Y. Choi, and S. Srinivasa, "Tactical rewind: Self-correction via backtracking in vision-and-language navigation," in *Proceedings of the IEEE/CVF conference on computer vision and pattern recognition*, 2019, pp. 6741–6749.
- [47] P.-L. Guhur, M. Tapaswi, S. Chen, I. Laptev, and C. Schmid, "Airbert: In-domain pretraining for vision-and-language navigation," in *Proceedings of the IEEE/CVF International Conference on Computer Vision*, 2021, pp. 1634–1643.
- [48] G. Team, R. Anil, S. Borgeaud, Y. Wu, J.-B. Alayrac, J. Yu, R. Soricut, J. Schalkwyk, A. M. Dai, A. Hauth *et al.*, "Gemini: a family of highly capable multimodal models," *arXiv preprint arXiv:2312.11805*, 2023.