

# Learning Object-Centric Representation via Reverse Hierarchy Guidance

Junhong Zou<sup>1,2</sup>, Xiangyu Zhu<sup>1,2</sup>, Zhaoxiang Zhang<sup>1,2,3</sup>, and Zhen Lei<sup>1,2,3\*</sup>

<sup>1</sup> State Key Laboratory of Multimodal Artificial Intelligence Systems, Institute of Automation, Chinese Academy of Sciences

<sup>2</sup> School of Artificial Intelligence, University of Chinese Academy of Sciences

<sup>3</sup> Centre for Artificial Intelligence and Robotics, Hong Kong Institute of Science & Innovation, Chinese Academy of Sciences  
 {zoujunhong2022, zhaoxiang.zhang}@ia.ac.cn  
 {xiangyu.zhu, zlei}@nlpr.ia.ac.cn

**Abstract.** Object-Centric Learning (OCL) seeks to enable Neural Networks to identify individual objects in visual scenes, which is crucial for interpretable visual comprehension and reasoning. Most existing OCL models adopt auto-encoding structures and learn to decompose visual scenes through specially designed inductive bias, which causes the model to miss small objects during reconstruction. Reverse hierarchy theory proposes that human vision corrects perception errors through a top-down visual pathway that returns to bottom-level neurons and acquires more detailed information, inspired by which we propose Reverse Hierarchy Guided Network (RHGNet) that introduces a top-down pathway that works in different ways in the training and inference processes. This pathway allows for guiding bottom-level features with top-level object representations during training, as well as encompassing information from bottom-level features into perception during inference. Our model achieves SOTA performance on several commonly used datasets including CLEVR, CLEVRTex and MOVi-C. We demonstrate with experiments that our method promotes the discovery of small objects and also generalizes well on complex real-world scenes. Code will be available at <https://anonymous.4open.science/r/RHGNet-6CEF>.

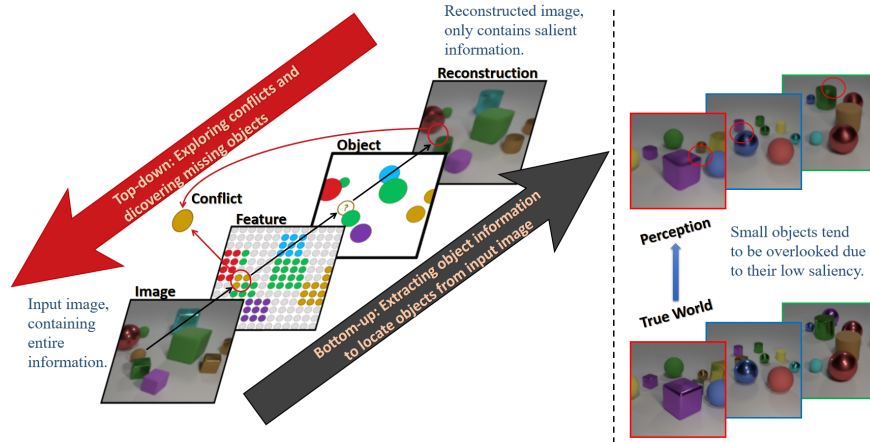
**Keywords:** Object-Centric Learning · Self-Supervised Learning

## 1 Introduction

The human visual system is skilled at parsing visual scenes into object compositions [21]. This property provides an efficient and interpretable representation of visual scenes. Hence Object-Centric Learning (OCL) is a promising research direction for improving the interpretability and human-like properties of Neural Networks. In OCL, models are trained in a self-supervised manner to decompose an image into a set of latent vectors which are often referred to as ‘slots’ [6,13,26], where each slot corresponds to an object in the scene.

---

\* Corresponding author



**Fig. 1:** An abstract of the Reverse Hierarchy Guidance method. **Left:** RHT structure in neural network design. **Right:** Examples of missing objects in bottom-up models.

Previous methods [16,17,26,37] have achieved considerable object representations. However, object-level errors are still repetitively witnessed. For example, some objects are missed, as shown in Fig.1. These errors are observed more commonly in small objects with low saliency. We observe that in a typical OCL model, the backbone network cannot extract distinguishable features for small objects. As shown in Fig.6(a), the features of small objects are fuzzy in the visualized feature map, which makes them easily confused with the background. The problem is partly attributed to the auto-encoding objective commonly adopted by existing methods. Small objects occupying fewer pixels are more likely to be viewed as redundant information and discarded because their omission only leads to a small reconstruction loss.

We draw on reverse hierarchy theory [14], a visual theory explaining human visual phenomena, to propose a method to address this problem. This theory argues that the process of vision learning and perception follows a reverse hierarchy order. During learning, top-level perceptions first learn easy examples, after which bottom-level perceptions learn difficult examples with guidance from the top-level perception in later learning. During perception, a bottom-up pathway receives input signals and acquires initial perceptions of scenes. Initial perception discards detailed information, thus errors or blindness often occur. These errors are corrected by the top-down pathway which returns to a lower level of awareness and brings detailed information into consciousness.

Inspired by this mechanism, we suggest Reverse Hierarchy Guided Network (RHGNet), which employs an additional top-down pathway to help the model obtain more distinguishable object features at the bottom level and search for missing objects in inference. The reverse hierarchy design in RHGNet is illustrated in Fig.1.

During training, a typical OCL model is adopted as the bottom-up pathway that learns to represent objects with slots, where each slot can reconstruct an object in the image and generate its object mask. We regard slots as the top-level representation of the input images because each of them corresponds to an object in the scene. In the top-down pathway, the object masks generated by slots are utilized as a top-down supervision to refine the bottom-level features to be more distinguishable. Specifically, we use the object masks as pseudo labels to train the network with a segmentation task. This process demands the bottom-level features get close to their corresponding slot according to the object masks.

During Inference, we detect the conflicts between the top-level slots and the bottom-level features to discover missing objects. Specifically, for each bottom-level feature, its conflict is defined as the minimum distance between it and the slots. Based on the training process of RHGNet, for correctly reconstructed objects, their bottom-level features should be similar to the corresponding slot. On the contrary, if a feature is far from all the slots, the feature is regarded as belonging to a possible missing object. Therefore, by detecting features with large conflicts and using them to refine the top-level slots, RHGNet achieves the process of incorporating missing objects into perceptions.

We first evaluate our proposed RHGNet and compare it with current SOTA models on two synthetic datasets, CLEVR [18] and CLEVRText [23]. Experiment results indicate that RHGNet outperforms current SOTA models in both object discovery and reconstruction tasks. In addition, we evaluate the model’s performance on objects of different sizes and demonstrate that the most significant performance boost occurs on small objects. Visualization results show that our method encourages higher inter-object feature variance and lower intra-object feature variance, thus making object discovery easier. To verify the model’s performance in more complex scenarios, we experiment on MOVi-C [12], a real-world multi-object dataset and show that RHGNet can discover real objects without using pre-trained backbones, achieving comparable or better performance than existing methods with pre-trained backbones.

To sum up, our contributions are summarized as follows:

- We propose RHGNet which introduces a top-down pathway to enhance object representations. Through the top-down pathway, RHGNet allows for interaction between the top and bottom-level features, constructing self-supervised signals to obtain more distinguishable features and improve the ability to discover objects.
- RHGNet achieves SOTA performance across multiple datasets and solves the problem that current OCL models easily miss small objects.
- RHGNet generalizes well in real-world multi-object scenes and recognizes objects without using pre-training backbones.

## 2 Related Work

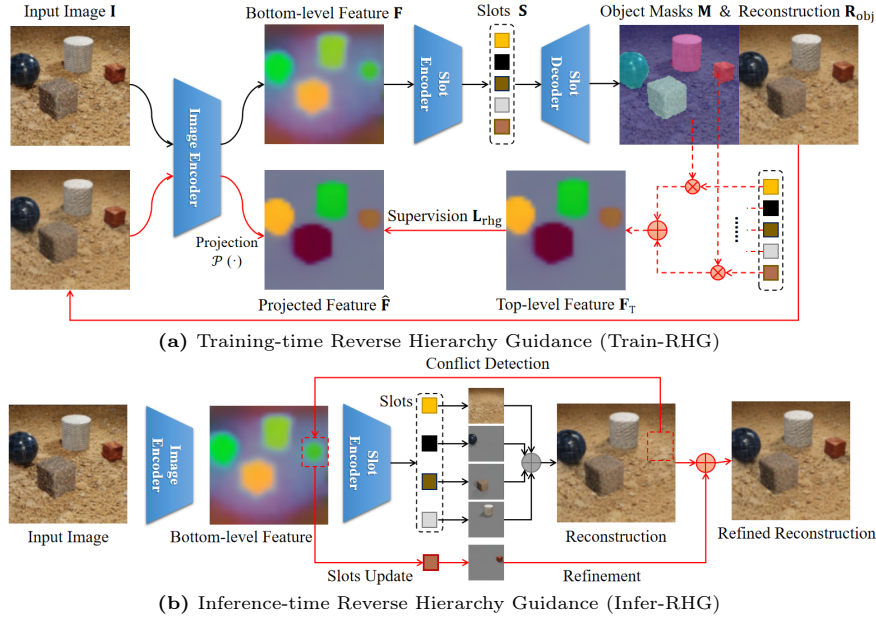
**Object-Centric Learning.** OCL aims at enabling Neural Networks to perceive environments in a similar way to human vision. Mainstream OCL models

often focus on a basic property, i.e., discovering individual objects in visual scenes. Current mainstream OCL methods follow an auto-encoding paradigm that first encodes input signals into several slots and reconstructs the original signal with these slots. Earlier works, including IODINE [13], MONet [6] and GENESIS [11], accomplish this task by using multiple encoder-decoder structures. Slot-Attention [26], instead, proposed an iterative attention method that allows slots to compete for input image segments and conduct segmentation. A critical issue current OCL methods face is how to generalize to complex, real-world scenes. BO-QSA [16], I-SA [8] and InvariantSA [5] focus on query optimization, which uses learnable parameters to initialize slots instead of random sampling. SLATE [37] and LSD [17] attempt to improve the decoder structure, introducing transformer-based and diffusion-based decoders to enhance the model’s reconstruction ability. DINOSAUR [36] proposes that the simple reconstruction task is insufficient to distinguish objects and achieve better performance by changing the reconstruction objective to the output feature of DINO [7]. Nevertheless, some existing methods only work after excluding the background by painting it black, while others require additional supervision signals, such as pre-trained models on ImageNet. How to train a model from scratch to recognize objects in real-world scenarios remains to be studied.

**Top-down connections in human vision.** Top-down feedback connections play an important role in human visual perception. Cognitive research [4] shows that the human brain transmits top-level semantic information to bottom-level neurons, resulting in a biased competition between different objects to control attention, thus focusing on significant objects and reducing the interference of other factors. In addition, the brain can receive task-relevant information and inhibit irrelevant neurons to improve the efficiency of completing tasks [24]. Romanski and Chafee [34] found that during object recognition, information is fed back from the high-level neurons to the low-level neurons. Although receiving static input signals, feedback connections make object recognition a dynamic process.

**Top-down connections in Neural Networks.** Inspired by the feedback connections in the human neural system, it has long been explored to incorporate top-down feedback connections into neural networks. Liang and Hu [25] introduce recurrent connections into convolutional networks, improving the depth of the network without increasing the network parameters. Wen et al. [39] propose to achieve predictive coding [32] through a network with feedback connections. Several recent work has utilized a top-down pathway to solve different visual or multi-modal tasks, including semantic segmentation [41], visual saliency [30] and vision question & answering [3]. Most of these models integrate features from multiple layers through a parameterized network module, introducing additional depth into the network through feedback connections. However, there is no evidence that they achieve the visual functions of human feedback connections.

**Reverse Hierarchy Theory.** Reverse hierarchy theory [2, 14] offers a valid explanation of the human vision mechanism, which is consistent with a series of visual or biological experiments and theories [19, 22, 29, 33, 40]. It generalizes



**Fig. 2: Reverse Hierarchy Guidance Framework.** RHGNet acquires the initial perception through the bottom-up pathway (black arrow) and refines its perception with the top-down pathway (red arrow). **(a)** During training, RHGNet uses the top-level representations to guide the network to segment the discovered objects at the bottom level. **(b)** During Inference, RHGNet detects missing objects by comparing its reconstruction with the bottom-level features.

neural connections in the human visual system into two functional pathways, namely the bottom-up pathway and the top-down pathway. RHT proposes that human visual perception and learning both follow a reverse hierarchy process. During learning, humans first extract abstract information and learn easy examples in top-level perceptions, and then learn difficult examples with detailed information in bottom-level neurons. During perception, the bottom-up pathway works implicitly, acquiring the gist of the scene rapidly, and the top-down pathway returns to lower-level neurons through feedback connection, bringing detailed information into consciousness and correcting possible errors.

### 3 Method

#### 3.1 Bottom-up Pathway

The overall architecture of RHGNet is shown in Fig.2. A network with similar architecture to previous OCL models [8, 16, 26] is adopted as our bottom-up model. The input image  $I \in \mathbb{R}^{B \times 3 \times H \times W}$  first passes through an image encoder  $\mathcal{E}_I$  to extract the bottom-level features  $F \in \mathbb{R}^{B \times C \times H/s \times W/s}$ . Then a slot encoder  $\mathcal{E}_S$

takes  $\mathbf{F}$  as input and encodes them into  $K$  slots  $\mathbf{S} \in \mathbb{R}^{B \times K \times C}$ , which is regarded as top-level representations of input images. A slot decoder  $\mathcal{D}_S$  is employed to decode slots into a reconstruction  $\mathbf{R}_{\text{obj}}$  along with the object masks  $\mathbf{M} \in \mathbb{R}^{B \times K \times H \times W}$  that represent the area of the object that each slot corresponds to. Formally, the bottom-up pathway is described as:

$$\begin{cases} \mathbf{F} = \mathcal{E}_I(\mathbf{I}), \\ \mathbf{S} = \mathcal{E}_S(\mathbf{F}), \\ \mathbf{R}_{\text{obj}}, \mathbf{M} = \mathcal{D}_S(\mathbf{S}). \end{cases} \quad (1)$$

The bottom-up model is optimized through auto-encoding objectives. A combination of L1 loss and perceptual loss (LPIPS) [42] is adopted for optimization. The reconstruction loss is written as:

$$\mathbf{L}_{\text{obj}} := \|\mathbf{R}_{\text{obj}} - \mathbf{I}\|_1 + \text{LPIPS}(\mathbf{R}_{\text{obj}}, \mathbf{I}) \quad (2)$$

### 3.2 Reverse Hierarchy Guidance as Top-down Pathway

The slot representation learned by the bottom-up pathway contains effective information to guide bottom-level features. We introduce a top-down pathway, which works in two ways: during training, it provides the representations of objects to bottom-level features as guidance; during inference, it brings details of bottom-level features to refine top-level representations.

**Reverse Hierarchy Guidance for Training.** We first introduce Training-time Reverse Hierarchy Guidance (Train-RHG). As shown in Fig.2(a), the bottom-up model provides an initial representation of objects in the image with slots. Then the top-down pathway transmits information about these objects back to the bottom-level features. Ideally, it makes features belonging to the same object more similar than those belonging to different objects.

The guidance is constructed through top-level signals including  $\mathbf{S}$ ,  $\mathbf{M}$  and  $\mathbf{R}_{\text{obj}}$ . We introduce an additional segmentation head to segment the image and use  $\mathbf{M}$  as the pseudo label. Since the objects in the image are unordered, the segmentation logits are computed by the dot product between bottom-level features and slots. Therefore, the segmentation task is equivalent to training the segmentation head output a feature that is similar to the corresponding slot according to  $\mathbf{M}$ . Considering that  $\mathbf{M}$  fits the reconstructed images  $\mathbf{R}_{\text{obj}}$  more than the input images  $\mathbf{I}$ , we let the network segment  $\mathbf{R}_{\text{obj}}$  for accurate supervision.

Formally, given object masks  $\mathbf{M}$ , slots  $\mathbf{S}$  and reconstructed images  $\mathbf{R}_{\text{obj}}$ , we first construct a target top-level representation  $\mathbf{F}_T$  through a sum of  $\mathbf{S}$ , weighted by  $\mathbf{M}$  at each spatial position:

$$\mathbf{F}_T = \mathcal{S}\mathcal{G}(\text{Sum}(\mathbf{S} * \mathbf{M}, \text{axis} = \text{slots})). \quad (3)$$

Here  $\mathcal{S}\mathcal{G}$  represents the stop-gradient operation. We stop the gradient of top-level signals (namely  $\mathbf{M}$ ,  $\mathbf{S}$  and  $\mathbf{R}_{\text{obj}}$ ) so that the guidance only works on the

training of bottom-level features. Then we re-input  $\mathbf{R}_{\text{obj}}$  into  $\mathcal{E}_I$  to extract the bottom-level features  $\widehat{\mathbf{F}}$ :

$$\widehat{\mathbf{F}} = \mathcal{E}_I(\mathcal{S}\mathcal{G}(\mathbf{R}_{\text{obj}})). \quad (4)$$

Finally, we use a two-layer mlp as a projection module  $\mathcal{P}(\cdot)$  to align  $\widehat{\mathbf{F}}$  with  $\mathbf{S}$ . The projected feature  $\mathcal{P}(\widehat{\mathbf{F}})$  should get close to top-level representations  $\mathbf{F}_T$ . In Train-RHG, we use l2 normalization to keep them as unit vectors and use cosine similarity to measure the distance. The guidance is formulated as below:

$$\mathbf{L}_{\text{rhg}} := 1 - \text{CosSim}(\mathcal{P}(\widehat{\mathbf{F}}), \mathbf{F}_T). \quad (5)$$

RHGNet is trained by  $\mathbf{L}$ , the weighted sum of the losses mentioned above:

$$\mathbf{L} = \mathbf{L}_{\text{obj}} + \lambda_{\text{rhg}} \mathbf{L}_{\text{rhg}}. \quad (6)$$

**Reverse Hierarchy Guidance for Inference.** As illustrated in Fig.2(b), In RHGNet, we designed a refinement process called Inference-time Reverse Hierarchy Guidance (Infer-RHG) in which the network compares the bottom-level features with the top-level slots during inference, searches for conflicts between them to discover missing objects, and incorporates these objects into perception.

In Infer-RHG, the model compares current slots  $\mathbf{S}$  with the bottom-level features and computes conflicts  $\mathbf{C}$  for the bottom-level features. The conflict of a feature is defined by the distance to its nearest slot. When a feature is far away from all the slots, it represents a missing object because RHGNet requires the bottom-level features to approach their corresponding slots. Therefore, RHGNet refines its top-level representations by sampling bottom-level features with large conflicts and adding them to the slots.

Alg.1 illustrates the formulated process of Infer-RHG. The bottom-up pathway first extracts initial slots  $\mathbf{S}$ . Then the model extracts the projected features  $\widehat{\mathbf{F}}_I$  and calculates the conflict between  $\widehat{\mathbf{F}}_I$  and  $\mathbf{S}$ . We select the feature with the largest conflict from  $\widehat{\mathbf{F}}_I$  and further sample all the features with high similarity to the selected feature, using their mean value as an estimation of the slot to update  $\mathbf{S}$ . This process repeats until the conflict maximum falls below a preset threshold  $th$ . Finally,  $\mathcal{D}_S$  generates  $\mathbf{R}_{\text{obj}}$  and  $\mathbf{M}$  from  $\mathbf{S}$ . An advantage of Infer-RHG is that the iteration refinement process only needs to compute the cosine similarity between  $\widehat{\mathbf{F}}_I$  and  $\mathbf{S}$ , which brings only a little extra computation.

## 4 Experiments

### 4.1 Implementation Detail

**Datasets.** We use CLEVR [18] from Multi-Object Datasets [20], CLEVRText [23], as well as MOVi-C [12] for training and evaluation of our model. Dataset split follows [16]. CLEVRText-CAMO and CLEVRText-OOD, two test sets for CLEVRText, are also used to evaluate our model to test the model’s generalization ability. For CLEVR and CLEVRText, we crop the center  $192 \times 192$  pixels

---

**Algorithm 1:** Iteration refinement process of Infer-RHG.

---

**Input:** Input image  $\mathbf{I}$ ; Image encoder  $\mathcal{E}_I$ ; Projection module  $\mathcal{P}$ ; Slot encoder  $\mathcal{E}_S$ ; Slot decoder  $\mathcal{D}_S$ ; Threshold  $th$ .

**Output:** Refined reconstruction  $\mathbf{R}_{obj}$ ; Refined object masks  $\mathbf{M}$ .

$\mathbf{F} \leftarrow \mathcal{E}_I(\mathbf{I});$   
 $\mathbf{S} \leftarrow \mathcal{E}_S(\mathbf{F});$   
 $\widehat{\mathbf{F}}_I \leftarrow \mathcal{P}(\mathbf{F});$   
 $\mathbf{C} \leftarrow \min(1 - \text{CosSim}(\widehat{\mathbf{F}}_I, \mathbf{S}));$   
**while**  $\max(\mathbf{C}) > th$  **do**  
     $pos \leftarrow \text{argmax}(\mathbf{C});$   
     $\mathbf{S}_{update} \leftarrow \text{mean}(\widehat{\mathbf{F}}_I[\text{CosSim}(\widehat{\mathbf{F}}_I, \widehat{\mathbf{F}}_I[pos]) > 1 - th]);$   
     $\mathbf{S}.\text{append}(\mathbf{S}_{update});$   
     $\mathbf{C} \leftarrow \min(1 - \text{CosSim}(\widehat{\mathbf{F}}_I, \mathbf{S}));$   
 $\mathbf{R}_{obj}, \mathbf{M} \leftarrow \mathcal{D}_S(\mathbf{S});$   
**return**  $\mathbf{R}_{obj}, \mathbf{M}$

---

and resize the image to  $128 \times 128$  resolution. For MOVi-C, we resize the image to  $224 \times 224$ . The RGB values are normalized to  $[-1,1]$ .

**Network Architecture.** Following previous works [5, 26] and for a fair comparison, we adopt a 4-layer shallow CNN on CLEVR and a ResNet-34 model on CLEVRText and MOVi-C as the image encoder. We add a shallow CNN decoder that reconstructs input images with the bottom-level features to preserve more information. We choose BO-QSA module [16] as our slot encoder. Number of slots  $K$  is set to 11 for all the datasets. In CLEVR and CLEVRText, a Spatial Broadcast Decoder [38] is utilized as the slot decoder, where each slot is decoded independently into a reconstruction and a mask, and combined into the reconstructed image through alpha blending. In MOVi-C, for better reconstruction, We use a transformer-based decoder modified from gansformer [15], where slots are utilized as the latent components for generating the input image. The attention map from the last layer is taken as the object mask.

**Metrics.** On CLEVR and CLEVRText, following previous works [23, 26], we use foreground adjusted rand index (ARI-FG) [31], mean IoU (mIoU) and mean square error (MSE) to evaluate the models’ ability to discover objects and reconstruct the scene. On real-world datasets, we also follow [17, 36] to mean best overlapping (mBO) for evaluation.

**Training Hyper-parameters.**  $\lambda_{rhg}$  is set to 0 in the first  $\frac{1}{4}$  steps and increases to 1 from  $\frac{1}{4}$  to  $\frac{3}{4}$  steps in a cosine manner, keeping its value in the rest steps. We train all our models with an AdamW [27] optimizer and a batch size of 64 for 400k steps. The learning rate begins with  $4 \times 10^{-4}$  and decreases to  $1 \times 10^{-5}$  at the end of the training through a Cosine-Annealing strategy.



**Table 1:** Model performance on CLEVR and CLEVRText, comparing with current SOTA models. CAMO and OOD represent CLEVRText-CAMO and CLEVRText-OOD. ‘ARI’ in the table refers to ARI-FG that excludes background pixels.

Model	CLEVRText			CAMO			OOD			CLEVR		
	↑ARI	↑mIoU	↓MSE	↑ARI	↑mIoU	↓MSE	↑ARI	↑mIoU	↓MSE	↑ARI	↑mIoU	↓MSE
IODINE [13]	59.52	29.16	340	36.31	17.52	315	53.20	26.28	504	93.81	45.14	44
DTI [28]	79.90	33.79	438	72.90	27.54	377	73.67	32.55	590	89.54	48.74	77
eMORL [9]	45.00	30.17	318	42.34	19.13	269	43.13	25.03	471	93.25	21.98	26
MONet [6]	36.66	19.78	146	31.52	10.52	112	37.29	19.30	<b>231</b>	54.47	30.66	58
GEN-v2 [10]	31.19	7.93	315	29.60	7.49	278	29.04	8.74	539	57.90	9.48	158
SLATE [37]	45.44	49.54	498	43.52	37.73	349	46.49	35.39	550	69.20	63.96	50
SA [26]	62.40	22.58	254	57.54	19.83	215	58.45	20.98	487	95.89	36.61	23
I-SA [8]	78.96	47.92	280	72.25	39.46	271	73.78	41.36	515	96.47	57.19	11
BO-QSA [16]	80.47	46.70	268	72.59	41.46	246	72.45	37.12	805	96.90	54.72	17
InvariantSA [5]	92.90	72.40	177	86.20	65.6	196	84.40	66.7	578	<b>98.90</b>	56.41	11
RHGNet (ours)	94.16	80.25	65	88.85	76.34	82	84.12	69.62	302	98.05	96.01	4
+Infer-RHG (ours)	<b>94.75</b>	<b>80.47</b>	<b>63</b>	<b>89.48</b>	<b>77.01</b>	<b>74</b>	<b>84.79</b>	<b>71.94</b>	291	98.88	<b>96.54</b>	<b>3</b>

## 4.2 Comparison with State-of-the-Art Methods


We compare the performance of RHGNet and other SOTA models on CLEVR, CLEVRText and MOVi-C. In the comparison, we adopt two inference modes: one that only initiates the bottom-up process and another that applies Infer-RHG to acquire a more detailed perception.

Quantitative comparison results on CLEVR and CLEVRText are shown in Tab.1. RHGNet, with only the bottom-up inference process, outperforms most current models. Infer-RHG further provides a stable performance boost. Compared with the latest SOTA model, InvariantSA [5], we achieve better segmentation performance than them according to ARI-FG and as well as much less MSE. RHGNet also generalizes well on CLEVRText-CAMO and CLEVRText-OOD, outperforming other SOTA models. We observe that our model achieves a stable background segmentation, which is illustrated in Fig.3. With this property, RHGNet outperforms other models by a large margin in terms of mIoU which considers background segmentation.

Tab.2 shows the comparison result on the real-world multi-object dataset MOVi-C. Previous methods failed to achieve object representations with a model trained from scratch. Both Slot-Attention and SLATE perform poorly across all performance metrics. SOTA models, such as DINOSAUR and LSD, rely on pre-training backbones on large-scale datasets to generalize to complex real-world scenarios. Our model overcomes this limitation and trains the model to discover objects in real-world multi-object scenes without pre-training backbones. With less computational cost than other models, our model achieves comparable or better performance than SOTA models in all evaluation metrics.


**Table 2:** Model performance comparison on real-world datasets MOVi-C.

Model	Pre-training	$\downarrow$ Gflops	MOVi-C			
			$\uparrow$ ARI-FG	$\uparrow$ mBO	$\uparrow$ mIoU	$\downarrow$ MSE
Slot-Attention [26]	-	69.60	43.88	25.87	23.85	289
SLATE [37]	-	18.61	42.76	26.06	24.23	268
LSD [17]	Stable Diffusion [35]	10.08	52.33	45.63	44.11	661
DINOSAUR [36]	Dino ViT-S/8 [7]	31.85	67.82	38.18	31.16	-
RHGNet (ours)	-	<b>10.01</b>	61.15	53.54	52.88	151
+Infer-RHG (ours)	-	10.25	<b>68.46</b>	<b>57.11</b>	<b>55.62</b>	<b>148</b>

**Fig. 3:** Reconstruction results on CLEVRTex (left) and CLEVR (right). Compared with SA [26] and BO-QSA [16], our method achieves better reconstruction results and overcomes incorrect reconstructions occurring on small objects.

### 4.3 Visualization Results

We show reconstruction results in Fig.3, which compares the performance of RHGNet, SA, and BO-QSA on CLEVR and CLEVRTex. Both SA and BO-QSA generate blurry reconstructions, and they make mistakes when generating small objects. Some objects are missing, while some other objects are confused with other nearby objects. We have marked missing objects with dashed outlines and circled incorrect objects that are reconstructed incorrectly. CLEVRTex is more challenging because the texture information may interfere with the model’s judgment when segmenting objects. SA and BO-QSA show failure cases on objects of various sizes and generate invalid reconstructions. RHGNet, instead, performs well on both datasets, showing its capacity to distinguish individual objects from their surroundings and avoiding errors on small objects.



**Fig. 4:** Segmentation results on CLEVRTex (left) and MOVi (right). RHGNet distinguishes the image’s background while segmenting objects with more correct boundaries, thus achieving an advantage on several evaluation metrics.

On CLEVRTex and MOVi-C, we compare the ability of RHGNet to discover objects with two SOTA models, DINOSAUR [36] and LSD [17]. The results are presented in Fig.4. DINOSAUR uses the pre-trained features from dino [7] as its reconstruction target, which limits the resolution of the segmentation result, leading to a coarse segmentation that fails to fit the edges. In addition, it fails to segment the background as a whole on MOVi-C. LSD also cannot locate object boundaries correctly. In addition, it tends to divide objects into multiple parts, as circled in Fig.4. These shortcomings are also reflected in the comparison in Tab.2, where DINOSAUR gets low scores in terms of mBO and mIoU which consider background segmentation and LSD fails in ARI-FG that evaluates clustering performance. RHGNet, instead, succeeds in segmenting the whole background, as well as showing better object understanding where the segmentation masks fit the outlines of objects well without dividing objects into parts, thus achieving higher scores compared with DINOSAUR and LSD on all metrics.

#### 4.4 Ablation Studies

**Incorporating Reverse Hierarchy Guidance to Improve Baselines.** Most current SOTA OCL models follow an auto-encoding structure that first encodes images into slots and then reconstructs input signals with these slots. This allows our methods to be applied to other baselines. Therefore, we first perform an ablation experiment to validate that our method takes effect over multiple datasets and baselines. We choose a SOTA baseline model on each dataset, namely SA [26] on CLEVR, BO-QSA on CLEVRTex [16] and DINOSAUR [36] on MOVi-C, applying Train-RHG and Infer-RHG to them. For CLEVR, we observe that the baseline model allocates the unchanged background evenly to each slot, resulting in low mIoU when considering the background. Therefore, we don’t include

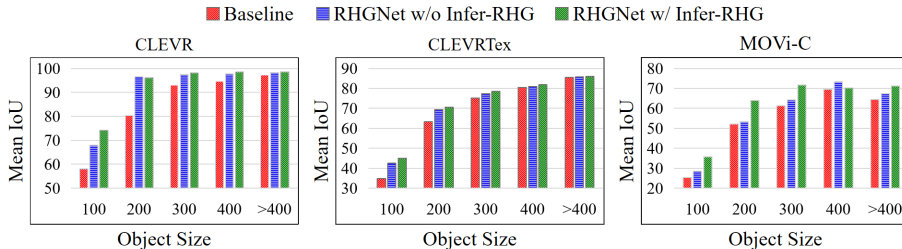
**Table 3:** Combining reverse hierarchy guidance with multiple baseline methods on different datasets.

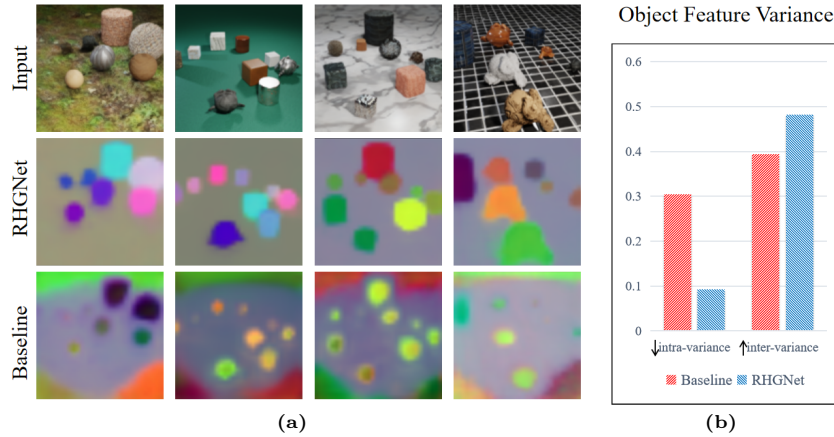
Dataset	Method	Metrics			
		$\uparrow$ ARI-FG	$\uparrow$ mBO	$\uparrow$ mIoU	$\downarrow$ MSE
CLEVR	Baseline	95.88 $\pm$ 1.09	94.37 $\pm$ 0.26	93.91 $\pm$ 0.24	21 $\pm$ 2
	+ Train-RHG	98.31 $\pm$ 0.22	96.91 $\pm$ 0.08	96.12 $\pm$ 0.10	9 $\pm$ 1
	+ Infer-RHG	<b>98.55<math>\pm</math>0.14</b>	<b>97.07<math>\pm</math>0.11</b>	<b>96.20<math>\pm</math>0.09</b>	<b>8<math>\pm</math>1</b>
CLEVRTex	Baseline	90.87 $\pm$ 0.68	78.42 $\pm$ 0.38	77.57 $\pm$ 0.35	77 $\pm$ 3
	+ Train-RHG	94.16 $\pm$ 0.23	80.40 $\pm$ 0.22	80.25 $\pm$ 0.16	65 $\pm$ 2
	+ Infer-RHG	<b>94.75<math>\pm</math>0.23</b>	<b>80.76<math>\pm</math>0.22</b>	<b>80.47<math>\pm</math>0.21</b>	<b>63<math>\pm</math>2</b>
MOVi-C	Baseline	67.82 $\pm$ 0.86	38.18 $\pm$ 0.74	31.16 $\pm$ 0.65	-
	+ Train-RHG	70.51 $\pm$ 0.37	39.64 $\pm$ 0.25	31.78 $\pm$ 0.28	-
	+ Infer-RHG	<b>72.95<math>\pm</math>0.27</b>	<b>40.68<math>\pm</math>0.21</b>	<b>32.47<math>\pm</math>0.22</b>	-

background pixels when computing mBO and mIoU on CLEVR to show the performance of foreground object discovery. According to the result in Tab.3, on all the datasets, the application of Train-RHG provides considerable performance gains to the baselines. Infer-RHG gives a further improvement, which is more significant on more challenging datasets like MOVi-C.

**Improvement on Small Object Discovery.** To validate that RHGNet improves its object representation by discovering objects with low saliency, we adopt mIoU to evaluate the model’s ability to discover objects of different sizes. [23] proposes to use the Hungarian algorithm to match between ground truth and the predicted object masks. On this basis, we divide objects according to the number of pixels they occupy in the ground truth and calculate the average IoU score obtained by objects of different sizes.

We investigated the effects of Train-RHG and Infer-RHG on the model’s ability to discover objects of different sizes by comparing RHGNet with a baseline

**Fig. 5:** Object discovery ability comparison across datasets and object size. RHGNet performs significantly better than the baseline on small objects.




**Fig. 6:** (a) The feature visualization results on CLEVRTex. PCA [1] is adopted to reduce feature dimensions to 3. (b) Comparison of object feature variance between RHGNet and the baseline model. RHGNet has smaller intra-object feature variance and larger inter-object feature variance, making objects easier to recognize.

model trained only with  $\mathbf{L}_{obj}$ . The results are shown in Fig.5. Across all datasets, the most significant performance gains occur on smaller objects. On objects that occupy less than 100 pixels, RHGNet with Infer-RHG achieves 16.1%, 10.1% and 10.3% mIoU higher than the baseline model, respectively on CLEVR, CLEVR-*Tex* and MOV*i-C*.

#### 4.5 Analysis Experiments

**Bottom-level Feature Optimization with Train-RHG.** To analyze how Train-RHG benefits the model, we visualize the internal features of different models in Fig.6(a) by taking the bottom-level features from the baseline model and RHGNet and using PCA [1] to reduce the feature dimension to 3 for visualization. Feature maps from the baseline model do not fit the edges of objects well and the features of small objects are fuzzy. Some of the small objects are almost unseen in the feature map. By contrast, the features extracted by RHGNet are more conducive to identify individual objects. The features of the same objects are highly similar, while definite boundaries separate adjacent objects. Further in Fig.6(b), we calculate the feature variance on the test set of CLEVR*Tex*. Specifically, for each image, the feature map is divided according to the ground truth to calculate the intra- and inter-object variances. The result in Fig.6 confirms that RHGNet achieves a higher inter-object feature variance and a much lower intra-object feature variance. This property makes objects more distinguishable in the bottom-level features, thus facilitating object discovery.

**Iterative Refinement of Infer-RHG.** We further visualize the process of Infer-RHG in Fig.7. In Infer-RHG, The model repeatedly computes conflicts between bottom-level features and slots, refining its perception by adding features



**Fig. 7:** Refinement process of Infer-RHG. For each iteration, we visualize the reconstruction and the conflict.

with large conflicts to the slots. To clearly illustrate this process, we manually corrupt the bottom-up pathway, assuming that no object is detected and only the background is given at first. In this extreme case, Infer-RHG repeatedly calculates the conflicts and includes objects. After multiple iterations, all conflicts are solved, representing that all objects are included.

## 5 Conclusion

Observing that current OCL models repetitively fail on small objects, we refer to the process of human vision overcoming difficult examples and propose RHGNet, which constructs a top-down pathway to interact between the top-level representations (i.e., slots) and the bottom-level features output by the backbone. The top-down pathway makes objects more distinguishable in the bottom-level features, as well as enables the model to detect missing objects by comparing the top-level and bottom-level features. Through comparison with other models and the results of ablative experiments, we demonstrate that RHGNet has the following advantages: (i) RHGNet enhances the model’s ability to discover small objects, largely improving the segmentation performance of small objects on several datasets compared with the baseline. (ii) It can be incorporated with existing OCL models and provides stable performance improvements. (iii) Without using pre-training backbones, it successfully generalizes to the real-world multi-object dataset and achieves SOTA object discovery results.

## References

1. Abdi, H., Williams, L.J.: Principal component analysis. *Wiley interdisciplinary reviews: computational statistics* **2**(4), 433–459 (2010)
2. Ahissar, M., Hochstein, S.: The reverse hierarchy theory of visual perceptual learning. *Trends in cognitive sciences* **8**(10), 457–464 (2004)
3. Anderson, P., He, X., Buehler, C., Teney, D., Johnson, M., Gould, S., Zhang, L.: Bottom-up and top-down attention for image captioning and visual question answering. In: *Proceedings of the IEEE conference on computer vision and pattern recognition*. pp. 6077–6086 (2018)
4. Beck, D.M., Kastner, S.: Top-down and bottom-up mechanisms in biasing competition in the human brain. *Vision research* **49**(10), 1154–1165 (2009)
5. Biza, O., van Steenkiste, S., Sajjadi, M.S.M., Elsayed, G.F., Mahendran, A., Kipf, T.: Invariant slot attention: Object discovery with slot-centric reference frames (2023)
6. Burgess, C.P., Matthey, L., Watters, N., Kabra, R., Higgins, I., Botvinick, M., Lerchner, A.: Monet: Unsupervised scene decomposition and representation. *arXiv preprint arXiv:1901.11390* (2019)
7. Caron, M., Touvron, H., Misra, I., Jégou, H., Mairal, J., Bojanowski, P., Joulin, A.: Emerging properties in self-supervised vision transformers (2021)
8. Chang, M., Griffiths, T.L., Levine, S.: Object representations as fixed points: Training iterative refinement algorithms with implicit differentiation (2022). <https://doi.org/10.48550/ARXIV.2207.00787>, <https://arxiv.org/abs/2207.00787>
9. Emami, P., He, P., Ranka, S., Rangarajan, A.: Efficient iterative amortized inference for learning symmetric and disentangled multi-object representations (2021)
10. Engelcke, M., Jones, O.P., Posner, I.: Genesis-v2: Inferring unordered object representations without iterative refinement (2021). <https://doi.org/10.48550/ARXIV.2104.09958>, <https://arxiv.org/abs/2104.09958>
11. Engelcke, M., Kosiorek, A.R., Jones, O.P., Posner, I.: Genesis: Generative scene inference and sampling with object-centric latent representations (2019). <https://doi.org/10.48550/ARXIV.1907.13052>, <https://arxiv.org/abs/1907.13052>
12. Greff, K., Belletti, F., Beyer, L., Doersch, C., Du, Y., Duckworth, D., Fleet, D.J., Gnanaprasam, D., Golemo, F., Herrmann, C., Kipf, T., Kundu, A., Lagun, D., Laradji, I., Hsueh-Ti, Liu, Meyer, H., Miao, Y., Nowrouzezahrai, D., Oztireli, C., Pot, E., Radwan, N., Rebain, D., Sabour, S., Sajjadi, M.S.M., Sela, M., Sitzmann, V., Stone, A., Sun, D., Vora, S., Wang, Z., Wu, T., Yi, K.M., Zhong, F., Tagliasacchi, A.: Kubric: A scalable dataset generator (2022)
13. Greff, K., Kaufman, R.L., Kabra, R., Watters, N., Burgess, C., Zoran, D., Matthey, L., Botvinick, M., Lerchner, A.: Multi-object representation learning with iterative variational inference. In: *International conference on machine learning*. pp. 2424–2433. PMLR (2019)
14. Hochstein, S., Ahissar, M.: View from the top: Hierarchies and reverse hierarchies in the visual system. *Neuron* **36**(5), 791–804 (2002)
15. Hudson, D.A., Zitnick, C.L.: Generative adversarial transformers (2022)
16. Jia, B., Liu, Y., Huang, S.: Improving object-centric learning with query optimization. In: *The Eleventh International Conference on Learning Representations* (2023), <https://openreview.net/forum?id=-FN9mJsgg>
17. Jiang, J., Deng, F., Singh, G., Ahn, S.: Object-centric slot diffusion (2023)

18. Johnson, J., Hariharan, B., Van Der Maaten, L., Fei-Fei, L., Lawrence Zitnick, C., Girshick, R.: Clevr: A diagnostic dataset for compositional language and elementary visual reasoning. In: Proceedings of the IEEE conference on computer vision and pattern recognition. pp. 2901–2910 (2017)
19. Juan, C.H., Walsh, V.: Feedback to v1: a reverse hierarchy in vision. *Experimental brain research* **150**(2), 259–263 (2003)
20. Kabra, R., Burgess, C., Matthey, L., Kaufman, R.L., Greff, K., Reynolds, M., Lerchner, A.: Multi-object datasets. <https://github.com/deepmind/multi-object-datasets/> (2019)
21. Kahneman, D., Treisman, A., Gibbs, B.J.: The reviewing of object files: Object-specific integration of information. *Cognitive psychology* **24**(2), 175–219 (1992)
22. Kanwisher, N.G.: Repetition blindness: Type recognition without token individuation. *Cognition* **27**(2), 117–143 (1987)
23. Karazija, L., Laina, I., Rupperecht, C.: Clevrtex: A texture-rich benchmark for unsupervised multi-object segmentation (2021). <https://doi.org/10.48550/ARXIV.2111.10265>, <https://arxiv.org/abs/2111.10265>
24. Karimi-Rouzbahani, H., Bagheri, N., Ebrahimpour, R.: Invariant object recognition is a personalized selection of invariant features in humans, not simply explained by hierarchical feed-forward vision models. *Scientific reports* **7**(1), 14402 (2017)
25. Liang, M., Hu, X.: Recurrent convolutional neural network for object recognition. In: Proceedings of the IEEE conference on computer vision and pattern recognition. pp. 3367–3375 (2015)
26. Locatello, F., Weissenborn, D., Unterthiner, T., Mahendran, A., Heigold, G., Uszkoreit, J., Dosovitskiy, A., Kipf, T.: Object-centric learning with slot attention (2020). <https://doi.org/10.48550/ARXIV.2006.15055>, <https://arxiv.org/abs/2006.15055>
27. Loshchilov, I., Hutter, F.: Decoupled weight decay regularization. arXiv preprint arXiv:1711.05101 (2017)
28. Monnier, T., Vincent, E., Ponce, J., Aubry, M.: Unsupervised layered image decomposition into object prototypes. In: Proceedings of the IEEE/CVF International Conference on Computer Vision. pp. 8640–8650 (2021)
29. Potter, M.C.: Short-term conceptual memory for pictures. *Journal of experimental psychology: human learning and memory* **2**(5), 509 (1976)
30. Ramanishka, V., Das, A., Zhang, J., Saenko, K.: Top-down visual saliency guided by captions. In: Proceedings of the IEEE conference on computer vision and pattern recognition. pp. 7206–7215 (2017)
31. Rand, W.M.: Objective criteria for the evaluation of clustering methods. *Journal of the American Statistical association* **66**(336), 846–850 (1971)
32. Rao, R.P., Ballard, D.H.: Predictive coding in the visual cortex: a functional interpretation of some extra-classical receptive-field effects. *Nature neuroscience* **2**(1), 79–87 (1999)
33. Rensink, R.A., O’regan, J.K., Clark, J.J.: To see or not to see: The need for attention to perceive changes in scenes. *Psychological science* **8**(5), 368–373 (1997)
34. Romanski, L.M., Chafee, M.V.: A view from the top: prefrontal control of object recognition. *Neuron* **109**(1), 6–8 (2021)
35. Rombach, R., Blattmann, A., Lorenz, D., Esser, P., Ommer, B.: High-resolution image synthesis with latent diffusion models (2022)
36. Seitzer, M., Horn, M., Zadaianchuk, A., Zietlow, D., Xiao, T., Simon-Gabriel, C.J., He, T., Zhang, Z., Schölkopf, B., Brox, T., et al.: Bridging the gap to real-world object-centric learning. arXiv preprint arXiv:2209.14860 (2022)



37. Singh, G., Deng, F., Ahn, S.: Illiterate dall-e learns to compose. arXiv preprint arXiv:2110.11405 (2021)
38. Watters, N., Matthey, L., Burgess, C.P., Lerchner, A.: Spatial broadcast decoder: A simple architecture for learning disentangled representations in vaes. arXiv preprint arXiv:1901.07017 (2019)
39. Wen, H., Han, K., Shi, J., Zhang, Y., Culurciello, E., Liu, Z.: Deep predictive coding network for object recognition. In: International conference on machine learning. pp. 5266–5275. PMLR (2018)
40. Wolfe, J.M.: Is guided search 6.0 compatible with reverse hierarchy theory. *Journal of Vision* **21**(9), 36–36 (2021)
41. Yin, Z., Wang, P., Wang, F., Xu, X., Zhang, H., Li, H., Jin, R.: Transfgu: a top-down approach to fine-grained unsupervised semantic segmentation. In: Computer Vision–ECCV 2022: 17th European Conference, Tel Aviv, Israel, October 23–27, 2022, Proceedings, Part XXIX. pp. 73–89. Springer (2022)
42. Zhang, R., Isola, P., Efros, A.A., Shechtman, E., Wang, O.: The unreasonable effectiveness of deep features as a perceptual metric (2018)