

CELA: Cost-Efficient Language Model Alignment for CTR Prediction

Xingmei Wang
University of Science and Technology
of China, China
xingmei wang@mail.ustc.edu.cn

Weiwen Liu
Huawei Noah's Ark Lab, China
liuweiwen8@huawei.com

Xiaolong Chen
University of Science and Technology
of China, China
chenxiaolong@mail.ustc.edu.cn

Qi Liu
Xu Huang
University of Science and Technology
of China, China
qiliu67@mail.ustc.edu.cn
xuhuangcs@mail.ustc.edu.cn
xuhuangcs@mail.ustc.edu.cn

Yichao Wang
Xiangyang Li
Huawei Noah's Ark Lab, China
wangyichao5@huawei.com
lixiangyang34@huawei.com

Yasheng Wang
Zhenhua Dong
Huawei Noah's Ark Lab, China
wangyasheng@huawei.com
dongzhenhua@huawei.com

Defu Lian*
University of Science and Technology
of China, China
liandefu@ustc.edu.cn

Ruiming Tang
Huawei Noah's Ark Lab, China
tangruiming@huawei.com

ABSTRACT

Click-Through Rate (CTR) prediction holds a paramount position in recommender systems. The prevailing ID-based paradigm underperforms in cold-start scenarios due to the skewed distribution of feature frequency. Additionally, the utilization of a single modality fails to exploit the knowledge contained within textual features. Recent efforts have sought to mitigate these challenges by integrating Pre-trained Language Models (PLMs). They design hard prompts to structure raw features into text for each interaction and then apply PLMs for text processing. With external knowledge and reasoning capabilities, PLMs extract valuable information even in cases of sparse interactions. Nevertheless, compared to ID-based models, pure text modeling degrades the efficacy of collaborative filtering, as well as feature scalability and efficiency during both training and inference. To address these issues, we propose Cost-Efficient Language Model Alignment (CELA) for CTR prediction. CELA incorporates item textual features and language models while preserving the collaborative filtering capabilities of ID-based models. This model-agnostic framework can be equipped with plug-and-play textual features, with item-level alignment enhancing the utilization of external information while maintaining training and inference efficiency. Through extensive offline experiments, CELA demonstrates superior performance compared to state-of-the-art methods. Furthermore, an online A/B test conducted on an industrial advertising recommender system showcases its practical effectiveness, solidifying the potential for real-world applications of CELA. Codes are available at <https://github.com/pepsi2222/CELA>.

KEYWORDS

CTR Prediction, Pre-trained Language Model, Textual Feature, Cross-Modal Alignment, Recommender Systems

*The corresponding author.

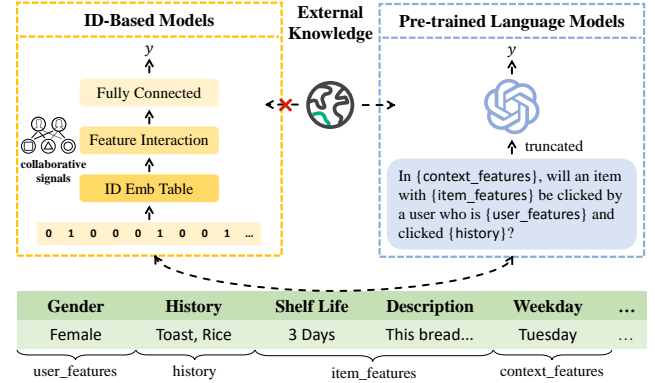


Figure 1: ID-Based Models vs. Pre-trained Language Models (PLMs) for CTR prediction. The former converts tabular data into one-hot vectors, capturing collaborative signals without external knowledge. The latter populates data into a hard prompt, and then feeds truncated texts into the PLM, leveraging external world knowledge for data interpretation.

1 INTRODUCTION

Recommender systems deliver personalized items to users by analyzing user browsing history and demographics, presenting users with items tailored to their preferences. Click-through Rate (CTR) prediction plays a crucial role in this process by estimating the likelihood that the user will interact with a specific item. This ensures that the displayed items are those most likely to bolster user engagement and revenue.

The ID-based paradigm has garnered considerable success. Notable examples include DeepFM [12], PNN [27], and DCN [33], which focus on high-order explicit feature crossing, while DIN [41] and DIEN [40] are geared towards mining behavior sequences. This

paradigm, illustrated on the left side of Figure 1, entails encoding user and item features into sparse one-hot vectors, subsequently transforming into dense embedding vectors via a lookup process. Latent co-occurrences among features are discerned via a feature interaction layer. Over the past decade, the advancement of these models has centered on developing more sophisticated and scenario-adapted feature interaction layers as a means to enhance overall performance. Despite their prevalence, ID-based models exhibit certain limitations: 1) Dependence on historical data: This dependence can result in suboptimal modeling in scenarios such as cold-start or long-tail elements, where historical interactions for items or features are limited or absent, leading to inadequate learning of embeddings. 2) Limited feature scope: Primarily focusing on categorical and numerical features, ID-based models overlook other modalities like text, which may harbor untapped knowledge that could potentially enhance the model's effectiveness.

To alleviate these limitations, works such as PTab [23] and CTRL [18] have integrated Pre-trained Language Models (PLMs) into recommender systems. These models employ hard prompts to structure raw features for each interaction, subsequently processed through PLMs for recommendation purposes, as shown on the right side of Figure 1. By adopting natural language to represent features instead of one-hot vectors, this approach preserves the semantic integrity of features. This enables PLMs to apply their external knowledge and reasoning capabilities, effectively capturing valuable information even in cases of sparse interactions. For example, ID-based models struggle to learn embeddings for infrequently interacted items like bread, whereas PLMs utilize external knowledge to classify rice as a type of food, akin to toast. Concurrently, this natural language representation facilitates the integration of textual features, such as item descriptions, thereby augmenting the recommender system's effectiveness.

However, these text-enhanced models face inherent limitations that hinder their practical deployment, shown in Figure 1. First, modeling based exclusively on pure text may not be ideally suited for capturing collaborative signals, which often results in reduced performance [18]. Second, scalability issues emerge as the number of features increases, potentially leading to constructed text exceeding the language model's maximum token limit and thus losing valuable information, particularly when the sequence of user behaviors is extensively long. Furthermore, it becomes impractical to delineate user behaviors in a detailed manner, including the specification of item features for each behavior [37]. Last but not least, to bridge the gap between PLM outputs and recommendation tasks, PLMs are usually fine-tuned at the interaction-level [10, 18, 23, 26], yet this process is notably time-intensive. Such inefficiency inherent in PLM text processing extends to inference as well [1, 10, 22, 23].

To overcome these challenges, we propose the **Cost-Efficient Language Model Alignment (CELA)** for CTR prediction. To mitigate cold-start issues, CELA expands its feature scope by leveraging item text features and PLMs to generate more accurate item and user profiles. To maintain optimality and reduce inference latency, CELA integrates ID-based models, sustaining the efficacy and efficiency of collaborative filtering. For scalability, CELA shifts from the hard prompt mode to using PLMs solely as encoders for item textual features. Furthermore, to reduce training costs, CELA fine-tunes PLMs through item-level alignment. CELA is structured as

a three-phase paradigm: 1) Domain-Adaptive Pre-training stage, the PLM is further pre-trained on a corpus of item textual features, tailoring it to the specific dataset; 2) Recommendation-Oriented Modal Alignment stage, contrastive learning is employed to align the PLM with the item ID embedding table of a developed ID-based model. This alignment is at the item level, ensuring minimal training overhead; and 3) Multi-Modal Feature Fusion stage, aligned text representations of each item are cached, facilitating efficient access via item identifiers, thereby reducing inference costs. Then these text representations are integrated into a new ID-based model, along with non-textual features, enabling their interplay to identify potential click patterns. The final two stages are structured for alternate execution, ensuring ongoing alignment of the PLM with the progressively refined embedding table.

The main contributions of this paper are summarized as follows:

- We propose a novel paradigm for integrating item textual features with ID-based models. This approach is model-agnostic and necessitates minimal modifications to the existing network architecture, rendering it conveniently applicable.
- We develop an item-level alignment strategy to direct the capabilities of the PLM for recommendation tasks, thereby reducing training time overhead and achieving performance enhancements. Moreover, the cached item text representations are indexed by item identifiers during inference, ensuring low latency.
- Comprehensive offline experiments on public and industrial datasets demonstrate the effectiveness of CELA. An online A/B test within an industrial advertising recommender system further validates CELA's real-world efficacy and feasibility.

2 RELATED WORKS

2.1 ID-Based Models for CTR Prediction

ID-based models have been predominant in industry recommendations over the past decade. They capture the characteristics of the items and users by one-hot vectors and learn the collaborative signals to predict the likelihood of a user clicking on an item [20]. Their architectures are meticulously crafted, evolving into increasingly intricate ones. FM [29] stands out as one of the earliest machine learning models to incorporate second-order feature interactions. Both WideDeep [4] and DeepFM [12] incorporate deep components to learn high-level feature interactions. PNN [27] extends the feature interaction function and tightly couples the interaction of first-order and second-order features. AutoInt [30] and DESTINE [36] incorporate self-attention mechanisms to weight different feature interactions. DCN [33], DCNv2 [34], and EDCN [3] capture meaningful feature crossings automatically, eliminating the need for manual feature engineering or exhaustive searching. DIN [41] and DIEN [40] model user behavior sequences, aiming to capture the relationships between the target item and historical behaviors.

2.2 Text-Enhanced Models for CTR Prediction

Language models have made remarkable strides, achieving unprecedented natural language understanding and generation. Pre-trained on extensive datasets and utilizing sophisticated architectures like Transformer [32], these models support diverse applications such as chatbots [7], translation [38], and content creation [5]. Highlighting their potential in semantic comprehension, language models

are considered promising for recommendation. Analyzing extra-textual elements such as product descriptions, these models may have the capability to discern user intent and item nuances, thereby enhancing ID-based ones. P5 [10] redefines tasks as natural language processing (NLP) tasks, structuring interactions and metadata in natural language and inputting them into T5 [28] to generate target responses. CTR-BERT [26] concatenates all features with their names, undergoes pre-training and distillation with BERT [6], and encodes user and item text to generate representations for a late fusion MLP. PTab [23] is pre-trained on BERT using a "field: value" corpus from tabular data, then fine-tuned for the CTR task with a classifier head. UniSRec [13] employs a frozen BERT as a text encoder and utilizes a Transformer architecture to model user behaviors. CTRL [18] uses contrastive learning to align representations between collaborative and semantic models at the interaction level. The collaborative model, now enriched with semantic information, is fine-tuned and can be deployed independently.

3 PRELIMINARY

3.1 Task Formulation

CTR models are designed to estimate the probability that a user will engage with a specific item—such as music, news, or advertisement—by clicking on it. Mathematically, a CTR model f fits the likelihood $P(\cdot)$ of a click event $y = 1$ based on a variety of input features \mathbf{x} , such as user profile, browsing history, item characteristics, and contextual information. The predicted CTR is formulated as:

$$\hat{y} = f(\mathbf{x}). \quad (1)$$

Consider a dataset $\mathcal{D} = \{(\mathbf{x}_k, y_k) | k = 1, \dots, N\}$, with N as the total number of interactions. Each pair (\mathbf{x}_k, y_k) , where $y_k \in \{0, 1\}$, represents the k -th pair of input features and its corresponding ground truth label. Typically, the model f is trained by minimizing the binary cross-entropy loss:

$$\mathcal{L}_{BCE} = -\frac{1}{N} \sum_{k=1}^N [y_k \log(\hat{y}_k) + (1 - y_k) \log(1 - \hat{y}_k)]. \quad (2)$$

3.2 Embedding Layer

Raw input features are usually categorical and then converted into one-hot or multi-hot vectors. In one-hot encoding, each category is represented by a unique binary vector, whose length matches its cardinality C , and only one bit is set to 1 to indicate the presence of that category, as shown in Figure 1. In contrast, multi-hot encoding allows for presence of multiple categories at once.

To compress those sparse, high-dimensional vectors into dense, lower-dimensional ones, the embedding layer is utilized. It acts as a lookup table, denoted by $\mathbf{E}^{(\cdot)} \in \mathbb{R}^{C^{(\cdot)} \times d}$, which maps each categorical feature into a dense vector of a fixed size d . Here, d represents the embedding size. Let \mathbf{x}^u denote user profile, \mathbf{x}^h denote browsing history, \mathbf{x}^c denote contextual information, $\mathbf{x}^{i,n}$ denote non-textual features of candidate item i and $\mathbf{x}^{h,n}$ denote non-textual features in user history. This process can be formalized as:

$$\mathbf{e} = \mathbf{x}^u \mathbf{E}^u \circ \mathbf{x}^{h,n} \mathbf{E}^h \circ \mathbf{x}^{i,n} \mathbf{E}^i \circ \mathbf{x}^c \mathbf{E}^c, \quad (3)$$

where \circ denotes the concatenation function.

4 METHODOLOGY

The proposed framework is depicted in Figure 2, encompassing three stages:

- **Domain-Adapted Pre-training (DAP).** It involves further pre-training of a PLM on a corpus comprising item-side text specific to the recommendation dataset, to better adapt the PLM to the unique characteristics of the dataset.
- **Recommendation-Oriented Modal Alignment (ROMA).** It focuses on aligning the text representations of items from the PLM with the item-side feature embeddings from the ID-based model in the latent space. Such alignment is essential for tailoring the text representations to recommendation tasks.
- **Multi-Modal Feature Fusion (MF²).** The aligned item text representations are treated as a common feature, which is then integrated with non-textual feature embeddings. Subsequently, a new ID-based model is trained to leverage both the aligned text representations and other features, thereby enhancing the overall effectiveness of the recommender system.

Notably, the last two stages can be executed alternatively, where the PLM is continually aligned to the more advanced ID embedding table.

4.1 DAP: Domain-Adaptive Pre-training

To enhance the PLM's understanding of dataset-specific texts, we construct a corpus from item-side texts, rich in detailed item descriptions, as illustrated in Appendix A. Leveraging this corpus for further pre-training, we utilize the Masked Language Model Loss (MLM) [6], which masks a portion of tokens within a sentence and calculates the loss for each masked token prediction. For instance, the input text "This ballet skirt is nice for dress-up play for ballerinas..." may be masked as "This ballet skirt is [MASK] for dress-up play for [MASK]...", forcing the PLM to predict the mask tokens and give the MLM loss as:

$$\mathcal{L}_{MLM} = - \sum_{i \in \mathcal{I}} \sum_m \log P(\mathbf{x}_m^{i,t} | \mathbf{x}_{\setminus m}^{i,t}), \quad (4)$$

where \mathcal{I} denotes the item space, $\mathbf{x}^{i,t}$ denotes item i 's textual feature, m and $\setminus m$ denote the masked tokens and the rest of the tokens, respectively.

Simultaneously, to enhance item text representations and mitigate the anisotropy issue [8, 17]—where learned representations are constrained to a narrow cone in vector space, reducing expressiveness—we incorporate SimCSE [9] into our framework. SimCSE, an unsupervised technique, employs contrastive learning, treating a text as its positive pair by feeding it into the PLM twice with standard dropout as the only noise. By drawing positive pairs closer, the PLM is compelled to discern the meanings of texts amidst noise, thereby improving its comprehensive capacity. Moreover, distancing the representations of distinct texts promotes a more uniform distribution of representations in vector space, addressing the anisotropy and yielding superior text representations. This process can be formulated as:

$$\mathcal{L}_{SimCSE} = - \sum_{i \in \mathcal{I}} \log \frac{\exp(\text{sim}(\mathbf{h}_i, \mathbf{h}'_i) / \tau_1)}{\sum_{j \in \mathcal{I}} \exp(\text{sim}(\mathbf{h}_i, \mathbf{h}'_j) / \tau_1)}, \quad (5)$$

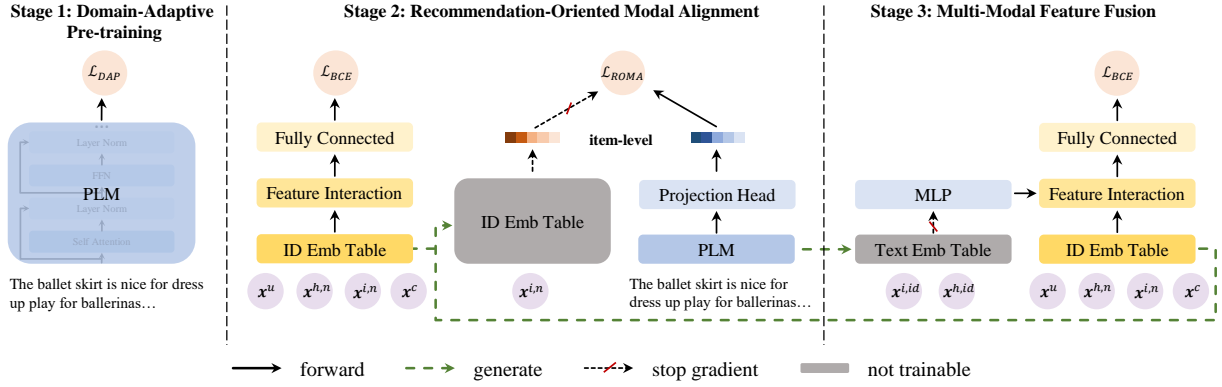


Figure 2: The overall framework of CELA. The first stage pre-trains a PLM on domain-specific item texts. In the second stage, an ID-based model is developed and item text representations from the PLM are aligned with the item-side feature embeddings of the ID-based model in latent space. The third stage merges aligned text representations with non-textual features for training a new ID-based model. The final two stages are executed alternately, as denoted by the green dotted line.

where $\text{sim}(\cdot)$ denotes the similarity function, τ_1 denotes the temperature scaling the similarity measure, and \mathbf{h}_i and \mathbf{h}'_i denote the representations of item i 's text.

The composite loss function for the PLM's pre-training is:

$$\mathcal{L}_{DAP} = \mathcal{L}_{MLM} + \alpha \mathcal{L}_{SimCSE}, \quad (6)$$

where α is a weighting parameter that balances the contributions of the MLM loss and SimCSE loss. This integrated approach ensures a comprehensive and nuanced adaptation of the PLM to the specifics of the dataset.

4.2 ROMA: Recommendation-Oriented Modal Alignment

Despite the profound domain understanding that the PLM achieves through pretraining, a significant gap persists between their output space and that of collaborative filtering. This discrepancy arises because the capabilities of the PLM extend well beyond what recommendation tasks require. Without targeted training and constraints, the outputs of the PLM may not align with the needs of recommender systems. Consequently, it is crucial to refine and orient the PLM's outputs towards recommendation tasks, a process referred to as alignment. This essential alignment, which aims to provide a representation of the item's textual feature that can be seamlessly integrated with other features for the next stage, is illustrated in the central portion of Figure 2. The substantial number of parameters in the PLM and the extensive volume of interactions in the dataset render interaction-level alignment inefficient [10, 18, 23]. Consequently, we propose item-level alignment as a solution.

4.2.1 ID-Based Model. To provide a reference for steering capabilities of the PLM towards recommendation tasks, we develop an ID-based model that processes exclusively categorical or numerical features. The model's prediction function is formulated as:

$$\hat{y} = f(\mathbf{x}^u, \mathbf{x}^{h,n}, \mathbf{x}^{i,n}, \mathbf{x}^c). \quad (7)$$

The corresponding training loss is defined in Equation 2.

4.2.2 Item-Level Modal Alignment. First, the textual and non-textual features on the item side are encoded into their respective representations. For item i , its non-textual features $\mathbf{x}^{i,n}$, are encoded utilizing the frozen ID embedding table developed in Section 4.2.1. Conversely, the textual feature $\mathbf{x}^{i,t}$ is processed through the PLM, followed by a transformation via a projection head. This head is to adjust the dimensionality of the output from the PLM to match that of the non-textual features. This encoding process is formulated as:

$$\mathbf{e}_i^n = \mathbf{x}^{i,n} \mathbf{E}^i, \quad (8)$$

$$\mathbf{e}_i^t = \text{PLM}(\mathbf{x}^{i,t}) \mathbf{W} + \mathbf{b}, \quad (9)$$

where \mathbf{e}_i^n represents the encoded representation of item i 's non-textual features, and \mathbf{e}_i^t represents the encoded textual feature. The terms \mathbf{W} and \mathbf{b} are the parameters of the projection head, representing the matrix and bias, respectively.

Contrastive learning is then utilized to align the representations of textual and non-textual features on the item side. Within a given batch, representations of these features from the same item are considered positive pairs, while unmatched representations are treated as negative pairs. Given that both modalities depict the same item, there is an inherent overlap of insights between its positive pair, analogous to the relationship among visual, textual, and auditory data [11]. By incentivizing the model to differentiate between matching and mismatched pairs, contrastive learning facilitates the establishment of correspondence or mapping functions across modalities. The alignment begins with

$$\mathcal{L}_{t,n} = -\frac{1}{|I|} \sum_{i \in I} \log \frac{\exp(\text{sim}(\mathbf{e}_i^t, \mathbf{e}_i^n) / \tau_2)}{\sum_{k \in I} \exp(\text{sim}(\mathbf{e}_i^t, \mathbf{e}_k^n) / \tau_2)}, \quad (10)$$

where τ_2 denotes another temperature scaling the similarity.

To maintain symmetry in the alignment process, a corresponding loss for aligning non-textual representations to textual ones is defined as:

$$\mathcal{L}_{n,t} = -\frac{1}{|I|} \sum_{i \in I} \log \frac{\exp(\text{sim}(\mathbf{e}_i^n, \mathbf{e}_i^t) / \tau_2)}{\sum_{k \in I} \exp(\text{sim}(\mathbf{e}_i^n, \mathbf{e}_k^t) / \tau_2)}. \quad (11)$$

The overall modal alignment loss combines these two components:

$$\mathcal{L}_{ROMA} = \mathcal{L}_{t,n} + \mathcal{L}_{n,t}. \quad (12)$$

Training is exclusively confined to the PLM and projection head, with the ID embedding table remaining non-trainable to prevent disruption of the collaborative filtering space. It is important to emphasize that, the item-level alignment significantly reduces the computational resources and time required for training.

4.3 MF²: Multi-Modal Feature Fusion

To mitigate suboptimal performance caused by purely text-based models, we preserve collaborative signals captured by the ID-based model while integrating the aligned PLM. Serving solely as an item textual feature encoder, the PLM avoids scalability issues from increased features and prevents information loss by encoding textual features of user behaviors item by item.

To reduce training time and online latency, we create an item text embedding table. Text for each item is processed through the aligned PLM to obtain the embedding, and stored for quick access by item identifiers, eliminating the need for real-time PLM processing. Then, as depicted on the right side of Figure 2, the recommender system is enhanced by integrating the item’s textual feature alongside non-textual features. This item textual feature, indexed from the text embedding table using the item’s identifier, is processed using an MLP to ensure dimensional consistency. Within the feature interactions layer, textual and non-textual features are treated uniformly. Such uniformity across all modalities prevents substantial modifications to the original network, thus facilitating its application to any network architecture. This process is formulated as:

$$\mathbf{e}' = \mathbf{e} \circ \text{MLP}(\mathbf{x}^{i,id} \mathbf{E}^{i,t}) \circ \text{MLP}(\mathbf{x}^{h,id} \mathbf{E}^{i,t}), \quad (13)$$

$$\hat{y} = FC(FI(\mathbf{e}')), \quad (14)$$

where $\mathbf{E}^{i,t}$ denotes the text embedding table, $\mathbf{x}^{i,id}$ denotes the candidate item’s ID, and $\mathbf{x}^{h,id}$ denotes items’ IDs in user history. \mathbf{e}' is an augmented version of \mathbf{e} , concatenated with textual embeddings of the candidate item and user history. $FI(\cdot)$ denotes the feature interaction layer and $FC(\cdot)$ denotes the fully connected layer.

4.4 Alternate Training

The last two stages, as indicated by the green dotted line in Figure 2, are designed to be executed alternately. Following the completion of the ID embedding table training in the MF² stage, we can revert to the ROMA stage. Here, the item text representation is realigned to the newly trained ID embedding table. Subsequently, this realigned PLM is utilized to generate a new text embedding table. This updated table is then employed in the subsequent iteration of the MF² stage for further training. This alternate approach allows for iterative refinement of both the alignment and fusion processes, thereby progressively improving the overall performance.

5 EXPERIMENTS

In this section, we conduct extensive offline and online experiments to assess CELA by answering these research questions (RQs).

- **RQ1:** How does CELA perform against the state-of-the-art?
- **RQ2:** How is CELA’s efficiency during training and inference?

Table 1: Performance comparison with baselines. The best results are in bold, second-best are in underlined. * denotes statistical significance ($p < 0.05$) compared to the second-best.

Model	Amazon		MovieLens		AppGallery	
	AUC	Logloss	AUC	Logloss	AUC	Logloss
AutoInt	0.8793	0.4384	0.8348	0.3694	0.8426	0.4777
DCN	0.8784	0.4407	0.8352	0.3673	0.8420	0.4787
DCNv2	0.8809	0.4335	0.8377	0.3659	0.8432	0.4771
FiBiNET	0.8792	0.4365	0.8353	0.3647	0.8428	0.4779
PNN	0.8839	0.4314	0.8361	0.3670	0.8431	0.4774
WideDeep	0.8798	0.4383	0.8348	0.3675	0.8422	0.4787
DeepFM	0.8798	0.4378	0.8375	0.3642	0.8434	0.4771
xDeepFM	0.8811	0.4332	0.8367	0.3679	0.8435	0.4775
DIN	0.8949	0.4110	0.8367	0.3626	0.8437	0.4771
DIEN	0.8937	0.4183	0.8343	0.3659	0.8435	0.4816
P5	0.8847	0.4406	0.8197	0.3820	0.8328	0.4920
PTab	0.8811	0.4582	0.8227	0.3809	0.8364	0.4897
CTR-BERT	0.8763	0.4406	0.8294	0.3676	0.8384	0.4846
UniSRec	0.8826	0.4316	0.8381	<u>0.3620</u>	0.8459	0.4736
CTRL	0.8954	<u>0.4100</u>	<u>0.8385</u>	0.3655	<u>0.8464</u>	<u>0.4729</u>
BoW	<u>0.8965</u>	0.4110	0.8371	0.3656	0.8457	0.4729
CELA	0.8996*	0.3996*	0.8426*	0.3574*	0.8481*	0.4704*

- **RQ3:** How does CELA perform in cold-start scenarios?
- **RQ4:** How do different components influence CELA?

5.1 Experimental Settings

5.1.1 Datasets. We conduct offline experiments on three datasets, with details provided in Appendix B.1.

5.1.2 Baselines. Our method is benchmarked against contemporary state-of-the-art models, encompassing both ID-based and text-enhanced models. Classic ID-based models, such as **AutoInt** [30], **DCN** [33], **DCNv2** [34], **FiBiNET** [15], **PNN** [27], **WideDeep** [4], **DeepFM** [12], and **xDeepFM** [21], focus on modeling high-order feature interactions. In contrast, models like **DIN** [41] and **DIEN** [40] specialize in fine-grained user behavior modeling. Text-enhanced models, including **P5** [10] and **PTab** [23], aim to describe data in natural language to elicit responses from language models. **CTR-BERT** [26] integrates traditional and textual features for fusion in an MLP, **UniSRec** [13] utilizes a frozen BERT [6] as its text encoder and **CTRL** [18] aligns textual and tabular data representations to infuse the ID-based model with semantics. **BoW** [39] uses bag-of-words representations as item text representations.

5.1.3 Evaluation Metrics. In this research, Area Under the Curve (AUC) and logarithmic loss (Logloss) are used as evaluation metrics for CTR models [12, 27, 30, 34]. AUC assesses ranking ability, while Logloss measures predictive accuracy.

5.2 Overall Performance (RQ1)

We conduct a comparative performance evaluation of CELA against baselines, with the results detailed in Table 1. We observe that:

- PLMs enhance ID-based models as item textual feature encoders. UniSRec and CELA surpass ID-based models on MovieLens and

Table 2: Comparison of training and inference efficiency between different models on AppGallery. Params is the number of trainable parameters, the inference time is calculated for one batch and the total training time is for the whole process.

Model	Params (M)	Inference (ms)	Training (h)
DIN	0.58	61.38	1.76
P5	60.75	1125.13	170.68
PTab	102.38	256.54	405.72
CTR-BERT	102.98	241.55	96.41
UniSRec	0.54	68.49	3.04
CTRL	102.98	61.38	52.29
BoW	1.07	70.48	1.59
CELA DAP	102.88	/	1.07
CELA ROMA	102.88	/	2.06
CELA MF ²	0.63	69.64	2.29
CELA	/	69.64	5.42

AppGallery. This demonstrates that PLMs capture valuable information from item textual features not exploited by collaborative filtering, thereby improving model efficacy.

- Purely text-based models typically underperform ID-based models. This is evidenced by the performance of P5, and PTab, which are inferior to most ID-based models. These findings are consistent with the results reported by [18], which underscore the limitations of exclusive reliance on semantic modeling.
- The integration of semantic and collaborative signals leads to improved performance. This is demonstrated by CTRL, UniSrec, and CELA, which excel in most cases. The injection of semantics into the ID-based model distinguishes them from traditional ID-based models. Furthermore, the retention of collaborative signals makes them outperform other text-enhanced models.
- Task-oriented alignment is crucial for PLMs to eliminate the representation discrepancy and better adapt to downstream tasks. By aligning the outputs of PLMs and ID-based models, CTRL and CELA outperform UniSRec across three datasets. This outcome indicates that a simple whitening process in UniSRec is insufficient to bridge the gap. Therefore, alignment is essential to tailor PLMs for recommendation purposes.
- Using PLMs solely as item textual feature encoders prevents information loss from feature proliferation. Compared to CTRL, CELA performs better in all cases since it extracts textual information from behavior sequences by encoding each item’s textual feature individually, thus avoiding lengthy annotations resulting from including all features of an item. In contrast, CTRL transforms tabular data into textual data using a hard prompt template and takes the PLM as a textual data encoder, which fails to provide detailed annotations for items in user behaviors due to token number limitations, leading to information loss.

5.3 Efficiency Measurement (RQ2)

To explore the practicality of CELA in industrial scenarios, we measure its training duration and inference latency on the industrial dataset AppGallery. Results presented in Table 2 reveals that:

- Models utilizing hard prompt templates are impractical for real-world applications due to high training costs or inference overhead. This is attributable to their model complexity, indicated

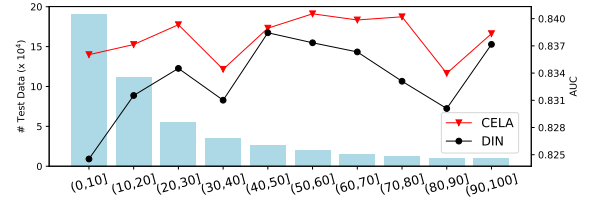


Figure 3: Performance comparison w.r.t. long-tail items on Amazon. The bar graph represents the number of interactions within test data for each group, while the line chart represents the AUC.

by the number of parameters. Training models like P5, PTab, CTR-BERT, and CTRL on extensive interaction-level textual data requires significant time, leading to infrequent updates and the use of outdated models, which negatively impacts performance. Additionally, the high inference overhead of P5, PTab, and CTR-BERT renders them unsuitable for real-time serving.

- UniSRec and CELA maintain training and inference costs comparable to DIN. However, UniSRec’s performance is limited due to the lack of fine-tuning of the PLM. This limitation arises from insufficient alignment of the PLM’s knowledge with downstream tasks, resulting in suboptimal integration of textual and non-textual features. In contrast, CELA fine-tunes the PLM with negligible training expense, achieving superior performance.
- CELA is efficient in both training and inference, making it industry-friendly. Its low training expense results from fine-tuning the PLM at the item level rather than the interaction level, as the number of items is significantly lower than the number of interactions, with a difference of up to 550 times here. Moreover, CELA’s inference cost is comparable to that of DIN as it avoids real-time text processing, utilizing an additional text embedding table that occupies only 87.2MB of storage space.

5.4 Performance w.r.t. Long-tail Items (RQ3)

To assess CELA’s efficacy in cold-start scenarios, the test dataset is segmented into groups based on item popularity, with the AUC evaluated for each group. As illustrated in Figure 3, CELA consistently outperforms the baseline across all cold-start conditions. This superior performance is attributed to the incorporation of a PLM that leverages embedded external knowledge for text comprehension. Notably, when the popularity falls below 20, the improvements of CELA become particularly pronounced. This is because, under such conditions, ID-based models struggle to learn effective ID embeddings owing to their dependence on historical interactions.

5.5 Ablation Study (RQ4)

To explore the impact of different training processes and components on the overall performance of CELA, we conduct an ablation study and the results are presented in Table 3. Firstly, we propose a variant to verify that the performance gains of CELA are attributed to its semantics rather than additional parameters:

- **Scaled DIN:** Replacing CELA’s non-trainable text embedding table with a trainable one.

Table 3: Ablation study. The language model is RoBERTa and the backbone is DIN.

Variants	Amazon		AppGallery	
	AUC	Logloss	AUC	Logloss
DIN	0.8949	0.4110	0.8437	0.4771
Scaled DIN	0.8951	0.4079	0.8452	0.4747
DAP w/o MLM	0.8981	0.4047	0.8477	0.4711
DAP w/o SimCSE	0.8989	0.4033	0.8478	0.4710
CELA w/o DAP	0.8986	0.4012	0.8475	0.4715
CELA w/o ROMA	0.8965	0.4050	0.8475	0.4709
CELA w/o semantics	0.8959	0.4089	0.8440	0.4765
ROMA w/o PLM	0.8669	0.5534	0.8463	0.4731
CELA	0.8996	0.3996	0.8481	0.4705

5.5.1 Domain-Adaptive Pre-training. Domain-Adaptive Pre-training (DAP) improves performance by enhancing the PLM’s understanding and expressiveness of dataset-specific texts. We design three variants to verify its effectiveness:

- **DAP w/o MLM:** The MLM loss is removed in DAP.
- **DAP w/o SimCSE:** The SimCSE loss is removed in DAP.
- **CELA w/o DAP:** The DAP stage is removed from CELA.

As shown in Table 3, removing either MLM or SimCSE losses, or both, results in performance degradation compared to the full CELA, demonstrating that both losses contribute to performance improvement. However, using only the SimCSE loss in pre-training, without the MLM loss, performs worse than no pre-training on the Amazon dataset. This indicates that SimCSE loss is more suitable as an auxiliary objective to MLM loss, as originally proposed in [9].

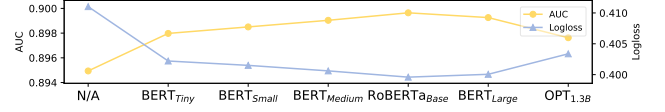
5.5.2 Recommendation-Oriented Modal Alignment. Recommendation-Oriented Modal Alignment (ROMA) boosts performance by aligning the outputs of the PLM with the ID-based model at the item level. We designed three variants to verify its effectiveness and explore what accounts for the enhancement:

- **CELA w/o ROMA:** No alignment is applied, and the text embedding table in MF² is encoded by a non-aligned PLM.
- **CELA w/o semantics:** The text embedding table in MF² is replaced by ROMA’s ID embedding table, excluding any semantics.
- **ROMA w/o PLM:** The PLM in ROMA is replaced by a pre-encoded text embedding table, with only the table’s weights being directly updated.

Removing ROMA results in performance degradation, affirming the indispensability of task-oriented alignment of PLM outputs. The performance of CELA w/o semantics is comparable to that of DIN but significantly lags behind full CELA, indicating that CELA’s performance gains stem from the integration of semantics and imply negligible semantic loss during training. Moreover, directly applying ROMA to the text embedding table, instead of the original PLM, leads to reduced performance due to less preservation of semantics, evident from the reduced number of parameters. This underscores the necessity of PLM in ROMA.

5.6 Further Analysis

5.6.1 Compatibility for language models. We compare the performance of CELA equipped with PLMs of various sizes: BERT_{Tiny}

**Figure 4: Performance comparison of CELAs with different PLMs on Amazon. The backbone is indicated by N/A.****Table 4: Performance comparison of models with different backbones. The language model is RoBERTa.**

Model	Amazon		AppGallery	
	AUC	Logloss	AUC	Logloss
AutoInt	0.8793	0.4383	0.8426	0.4777
CELA _{AutoInt}	0.8831	0.4323	0.8470	0.4715
DCNv2	0.8809	0.4335	0.8432	0.4771
CELA _{DCNv2}	0.8851	0.4290	0.8472	0.4714
DeepFM	0.8798	0.4378	0.8434	0.4771
CELA _{DeepFM}	0.8852	0.4263	0.8483	0.4699
DIN	0.8949	0.4110	0.8437	0.4771
CELA _{DIN}	0.8996	0.3996	0.8481	0.4705

(14.5M) [16], BERT_{Small} (29.1M) [2], BERT_{Medium} (41.7M) [31], RoBERTa_{Base} (110M) [24], BERT_{Large} (336M) [6], and OPT (1.3B) [38]. For the OPT model, Causal Language Modeling (CLM) pre-training loss and LoRA fine-tuning [14] are implemented. Experimental results are illustrated in Figure 4, leading to the following insights:

- CELA, enhanced with a PLM regardless of size, significantly outperforms DIN. This validates that PLMs can effectively extract knowledge from item textual features, benefiting CTR prediction.
- As the complexity of the comprehensive PLM increases, CELA’s performance gains plateau. Notably, BERT_{Large} underperforms compared to RoBERTa_{Base} due to its larger parameter set, which does not fine-tune effectively with limited items. This suggests that beyond a certain threshold, additional parameters do not yield proportional improvements, indicating that a medium-sized PLM is sufficient for optimal performance.
- Generative decoder-based large language models do not enhance CELA as effectively as comprehensive PLMs. Specifically, CELA with OPT shows decreased performance compared to comprehensive PLMs. This reduction is due to the difficulty in fine-tuning large parameter models with limited data and the generative PLM’s unsuitability as a text encoder for CTR prediction.

5.6.2 Compatibility for ID-based models. Given the orthogonal nature of our proposed framework to ID-based models, we explore its efficacy and efficiency across a variety of backbones. As shown in Table 4 and Appendix C.1, CELA consistently achieves significant performance improvements and comparable inference and training costs when compared to these backbones, thereby confirming the framework’s model-agnostic nature and extensive compatibility.

5.6.3 Analysis of Alignment w.r.t. Popular Items. ID-based models exhibit poor performance in cold-start scenarios, suggesting inadequacies in learning ID embeddings for cold-start items. We aim to ascertain whether aligning poorly learned ID embeddings during the ROMA stage might lead to a decline in performance. To this

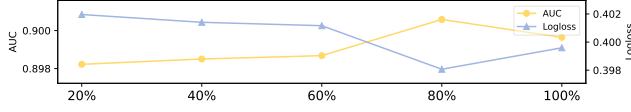


Figure 5: Performance with alignment w.r.t. popular items, evaluated on Amazon. The x -axis represents the top percentile of popular items.

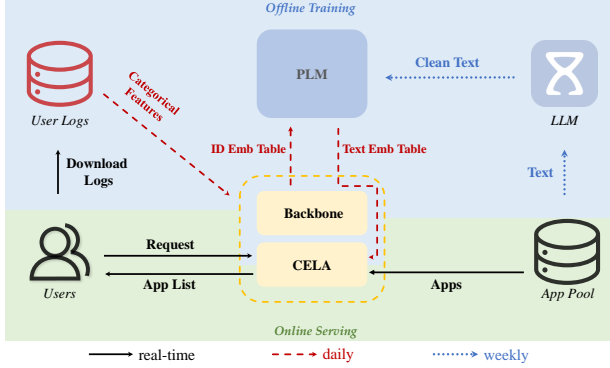


Figure 6: Overview of the app advertising platform.

end, we design an experiment in which CELA’s ROMA stage aligns only the top 20%, 40%, 60%, 80%, and 100% of items by popularity. Figure 5 indicates that CELA’s performance reaches its apex when aligning 80% of the most popular items. This suggests that limiting the alignment to a subset of popular items facilitates a more accurate mapping of item text representations to the collaborative filtering space while aligning poorly learned ID embeddings will lead to performance degradation.

5.7 Online A/B Testing

To evaluate the effect of CELA on real-world scenarios, we deploy CELA and conduct an online A/B test in an industrial app advertising platform, which is one of the most popular app stores.

5.7.1 Deployment. The industrial app advertising platform, illustrated in Figure 6, comprises two main components: offline training and online serving. In offline training, an LLM refines the collected app textual features from the app pool, removing extraneous details such as contact information to enhance conciseness. The clean text is indexed by the app identifier for low-cost storage. Given the infrequent changes in app textual features, training is conducted weekly during the DAP stage. The efficient ROMA stage enables daily alignment of the PLM with ID embeddings from the current ID-based backbone, providing the MF² stage with the text embedding table and minimizing additional training overhead. Consequently, updates to the MF² stage also occur daily. In online serving, when a user initiates a request, the candidate apps are scored by CELA, which retrieves the text embeddings of candidate apps directly from the pre-computed text embedding table, bypassing real-time text processing. The candidate apps are then ranked according to Effective Cost Per Mille (eCPM) and the predicted Download-Through Rate (DTR) scores, with the top- k apps displayed in the list.

Table 5: Performance of CELA in online A/B test.

eCPM	DTR	Training Time	Inference Time
+1.48%	+0.93%	-19.41%	+9.69ms

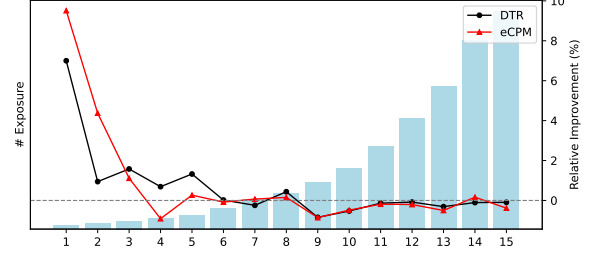


Figure 7: Performance comparison w.r.t. unpopular apps. The bar graph represents the exposure for each group, while the line chart represents the relative improvement compared to the control group.

5.7.2 Online Experimental Results. An online A/B test of CELA is conducted on the advertising platform over three weeks, including tens of millions of daily active users. The treatment group implements CELA’s three-stage framework, extending the control group. Each group is trained in a single cluster, where each node contains an 8-core Intel(R) Xeon(R) Gold 6151 CPU (3.00GHz), 32GB RAM, as well as 1 NVIDIA TESLA V100 SXM2 GPU with 32GB memory.

Table 5 shows the superiorities of CELA: a 1.48% rise in eCPM and a 0.93% increase in DTR, indicating a positive influence on user engagement and revenue. Notably, the latency of CELA is below the 100ms threshold, which is acceptable for real-world applications.

To explore the impact of CELA on cold-start items in the real business scenario, we group apps according to baseline exposure and measure the relative improvements in eCPM and DTR. Each group consists of an equal number of apps, focusing on the 15 least popular groups as illustrated in Figure 7. The results demonstrate that CELA significantly improves performance in unpopular groups. This enhancement is credited to the PLM that leverages external knowledge to create more accurate item profiles.

6 CONCLUSION

In this study, we introduced a novel cost-efficient framework for CTR prediction that leverages the strengths of PLMs and textual features alongside ID-based models. To tailor capabilities of PLMs for recommendation, we implemented domain-adaptive pre-training and item-level alignment, concurrently addressing the inefficiencies associated with PLM training at the interaction level. By abolishing hard prompts and employing PLMs solely as text encoders, we intricately describe user behaviors while preventing token overflow. Our framework is model-agnostic and industry-friendly, with low training overhead and serving latency. Comprehensive experiments conducted on both public and industrial datasets validate CELA’s notable enhancements in performance.

REFERENCES

- [1] Keqin Bao, Jizhi Zhang, Yang Zhang, Wenjie Wang, Fuli Feng, and Xiangnan He. 2023. Tallrec: An effective and efficient tuning framework to align large language model with recommendation. In *RecSys*.
- [2] Prajwal Bhargava, Aleksandr Drozd, and Anna Rogers. 2021. Generalization in NLI: Ways (Not) To Go Beyond Simple Heuristics. *arXiv:2110.01518*
- [3] Bo Chen, Yichao Wang, Zhirong Liu, Ruiming Tang, Wei Guo, Hongkun Zheng, Weiwei Yao, Muyu Zhang, and Xiuqiang He. 2021. Enhancing explicit and implicit feature interactions via information sharing for parallel deep ctr models. In *CIKM*.
- [4] Heng-Tze Cheng, Levent Koc, Jeremiah Harmsen, Tal Shaked, Tushar Chandra, Hrishikesh Aradhye, Glen Anderson, Greg Corrado, Wei Chai, Mustafa Ipsir, et al. 2016. Wide & deep learning for recommender systems. In *RecSys*.
- [5] John Joon Young Chung, Woosuk Kim, Kang Min Yoo, Hwaran Lee, Eytan Adar, and Minsuk Chang. 2022. TaleBrush: Sketching stories with generative pretrained language models. In *CHI*.
- [6] Jacob Devlin, Ming-Wei Chang, Kenton Lee, and Kristina Toutanova. 2019. BERT: Pre-training of Deep Bidirectional Transformers for Language Understanding. In *NAACL-HLT*.
- [7] Zhengxiao Du, Yujie Qian, Xiao Liu, Ming Ding, Jiezhong Qiu, Zhilin Yang, and Jie Tang. 2022. GLM: General Language Model Pretraining with Autoregressive Blank Infilling. In *ACL*.
- [8] Kavin Ethayarajh. 2019. How contextual are contextualized word representations? Comparing the geometry of BERT, ELMo, and GPT-2 embeddings. *arXiv preprint arXiv:1909.00512* (2019).
- [9] Tianyu Gao, Xingcheng Yao, and Danqi Chen. 2021. Simcse: Simple contrastive learning of sentence embeddings. In *EMNLP*.
- [10] Shijie Geng, Shuchang Liu, Zuohui Fu, Yingqiang Ge, and Yongfeng Zhang. 2022. Recommendation as language processing (rlp): A unified pretrain, personalized prompt & predict paradigm (p5). In *RecSys*.
- [11] Rohit Girdhar, Alaaeldin El-Nouby, Zhuang Liu, Mannat Singh, Kalyan Vasudev Alwala, Armand Joulin, and Ishan Misra. 2023. Imagebind: One embedding space to bind them all. In *CVPR*.
- [12] Huifeng Guo, Ruiming Tang, Yunming Ye, Zhenguo Li, and Xiuqiang He. 2017. DeepFM: a factorization-machine based neural network for CTR prediction. In *IJCAI*.
- [13] Yupeng Hou, Shanlei Mu, Wayne Xin Zhao, Yaliang Li, Bolin Ding, and Ji-Rong Wen. 2022. Towards universal sequence representation learning for recommender systems. In *KDD*.
- [14] Edward J Hu, Yelong Shen, Phillip Wallis, Zeyuan Allen-Zhu, Yuanzhi Li, Shean Wang, Lu Wang, and Weizhu Chen. 2022. LoRA: Low-Rank Adaptation of Large Language Models. In *ICLR*.
- [15] Tongwen Huang, Zhiqi Zhang, and Junlin Zhang. 2019. FiBiNET: combining feature importance and bilinear feature interaction for click-through rate prediction. In *RecSys*.
- [16] Xiaoqi Jiao, Yichun Yin, Lifeng Shang, Xin Jiang, Xiao Chen, Linlin Li, Fang Wang, and Qun Liu. 2020. Tinybert: Distilling bert for natural language understanding. In *EMNLP*.
- [17] Bohan Li, Hao Zhou, Junxian He, Mingxuan Wang, Yiming Yang, and Lei Li. 2020. On the sentence embeddings from pre-trained language models. *arXiv preprint arXiv:2011.05864* (2020).
- [18] Xiangyang Li, Bo Chen, Lu Hou, and Ruiming Tang. 2023. CTRL: Connect Collaborative and Language Model for CTR Prediction. *arXiv preprint arXiv:2306.02841* (2023).
- [19] Defu Lian, Xu Huang, Xiaolong Chen, Jin Chen, Xingmei Wang, Yankai Wang, Haoran Jin, Rui Fan, Zheng Liu, Le Wu, et al. 2023. RecStudio: Towards a Highly-Modularized Recommender System. In *SIGIR*.
- [20] Defu Lian, Qi Liu, and Enhong Chen. 2020. Personalized ranking with importance sampling. In *WWW*.
- [21] Jianxun Lian, Xiaohuan Zhou, Fuzheng Zhang, Zhongxia Chen, Xing Xie, and Guangzhong Sun. 2018. xdeepfm: Combining explicit and implicit feature interactions for recommender systems. In *KDD*.
- [22] Jianghao Lin, Rong Shan, Chenxu Zhu, Kounianhua Du, Bo Chen, Shigang Quan, Ruiming Tang, Yong Yu, and Weinan Zhang. 2024. ReLLa: Retrieval-enhanced Large Language Models for Lifelong Sequential Behavior Comprehension in Recommendation. In *WWW*.
- [23] Guang Liu, Jie Yang, and Ledell Wu. 2022. PTab: Using the Pre-trained Language Model for Modeling Tabular Data. *arXiv preprint arXiv:2209.08060* (2022).
- [24] Yinhan Liu, Mylène Ott, Naman Goyal, Jingfei Du, Mandar Joshi, Danqi Chen, Omer Levy, Mike Lewis, Luke Zettlemoyer, and Veselin Stoyanov. 2019. Roberta: A robustly optimized bert pretraining approach. *arXiv preprint arXiv:1907.11692* (2019).
- [25] Ilya Loshchilov and Frank Hutter. 2017. Decoupled weight decay regularization. In *ICLR*.
- [26] Aashiq Muhamed, Iman Keivanloo, Sujana Perera, James Mracek, Yi Xu, Qingjun Cui, Santosh Rajagopalan, Belinda Zeng, and Trishul Chilimbi. 2021. CTR-BERT: Cost-effective knowledge distillation for billion-parameter teacher models. In *NeurIPS Workshop*.
- [27] Yanru Qu, Han Cai, Kan Ren, Weinan Zhang, Yong Yu, Ying Wen, and Jun Wang. 2016. Product-based neural networks for user response prediction. In *ICDM*.
- [28] Colin Raffel, Noam Shazeer, Adam Roberts, Katherine Lee, Sharan Narang, Michael Matena, Yanqi Zhou, Wei Li, and Peter J Liu. 2020. Exploring the limits of transfer learning with a unified text-to-text transformer. *The Journal of Machine Learning Research* (2020).
- [29] Steffen Rendle. 2010. Factorization machines. In *ICDM*.
- [30] Weiping Song, Chence Shi, Zhiping Xiao, Zhijian Duan, Yewen Xu, Ming Zhang, and Jian Tang. 2019. AutoInt: Automatic feature interaction learning via self-attentive neural networks. In *CIKM*.
- [31] Iulia Turc, Ming-Wei Chang, Kenton Lee, and Kristina Toutanova. 2019. Well-read students learn better: The impact of student initialization on knowledge distillation. *arXiv preprint arXiv:1908.08962* (2019).
- [32] Ashish Vaswani, Noam Shazeer, Niki Parmar, Jakob Uszkoreit, Llion Jones, Aidan N Gomez, Łukasz Kaiser, and Illia Polosukhin. 2017. Attention is all you need. *NeurIPS* (2017).
- [33] Ruoxi Wang, Bin Fu, Gang Fu, and Mingliang Wang. 2017. Deep & cross network for ad click predictions. In *ADKDD*.
- [34] Ruoxi Wang, Rakesh Shivanna, Derek Cheng, Sagar Jain, Dong Lin, Lichan Hong, and Ed Chi. 2021. Dcn v2: Improved deep & cross network and practical lessons for web-scale learning to rank systems. In *WWW*.
- [35] Thomas Wolf, Lysandre Debut, Victor Sanh, Julien Chaumond, Clement Delangue, Anthony Moi, Pierric Cistac, Tim Rault, Rémi Louf, Morgan Funtowicz, Joe Davison, Sam Shleifer, Patrick von Platen, Clara Ma, Yacine Jernite, Julien Plu, Canwen Xu, Teven Le Scao, Sylvain Gugger, Mariama Drame, Quentin Lhoest, and Alexander M. Rush. 2020. Transformers: State-of-the-Art Natural Language Processing. In *EMNLP*.
- [36] Yichen Xu, Yanqiao Zhu, Feng Yu, Qiang Liu, and Shu Wu. 2021. Disentangled self-attentive neural networks for click-through rate prediction. In *CIKM*.
- [37] Li Yang, Anushya Subbiah, Hardik Patel, Judith Yue Li, Yanwei Song, Reza Mirghaderi, and Vikram Aggarwal. 2024. Item-Language Model for Conversational Recommendation. *arXiv preprint arXiv:2406.02844* (2024).
- [38] Susan Zhang, Stephen Roller, Naman Goyal, Mikel Artetxe, Moya Chen, Shuhui Chen, Christopher Dewan, Mona Diab, Xian Li, Xi Victoria Lin, et al. 2022. Opt: Open pre-trained transformer language models. *arXiv preprint arXiv:2205.01068* (2022).
- [39] Yin Zhang, Rong Jin, and Zhi-Hua Zhou. 2010. Understanding bag-of-words model: a statistical framework. *International journal of machine learning and cybernetics* (2010).
- [40] Guorui Zhou, Na Mou, Ying Fan, Qi Pi, Weijie Bian, Chang Zhou, Xiaoqiang Zhu, and Kun Gai. 2019. Deep interest evolution network for click-through rate prediction. In *AAAI*.
- [41] Guorui Zhou, Xiaoqiang Zhu, Chenru Song, Ying Fan, Han Zhu, Xiao Ma, Yanghui Yan, Junqi Jin, Han Li, and Kun Gai. 2018. Deep interest network for click-through rate prediction. In *KDD*.

Table 6: Statistics of datasets for offline experiments.

Dataset	#Users	#Items	#Features	#Samples
Amazon	300,562	100,682	6	4,494,230
MovieLens	92,911	26,084	4	10,146,329
AppGallery	11,056,819	29,759	8	16,398,193

A CORPUS CONSTRUCTION

For illustration, consider the features of an item detailed as follows:

```
{
  "item_id": 31852,
  "brand": "Coxlures",
  "categories": ["Sports & Outdoors", "Dance"],
  "description": "The ballet skirt is nice for
                 dress-up play for ballerinas."
}
```

Categorical features such as `item_id`, `brand`, and `categories` can be encoded using conventional methods like one-hot or multi-hot encoding. However, textual features like the `description`, require language models for encoding. To enhance the language model's understanding of dataset-specific texts, a corpus is constructed from item descriptions. This corpus is organized as follows:

```
[
  item 1's description,
  item 2's description,
  ...,
  item |I|'s description
]
```

B EXPERIMENTAL SETTINGS

B.1 Datasets

Offline experiments are conducted on the datasets below. The statistics are presented in Table 6.

Amazon Dataset¹ includes product metadata from the Sports subset on Amazon, which is widely used as a benchmark dataset [18, 40, 41]. Following [41], negatives are sampled at a 1:1 ratio. The task involves predicting the likelihood of a user reviewing the next item, using item descriptions as the textual feature and a behavior sequence of up to 20 items.

MovieLens Dataset² collects the rating activity from MovieLens³. We extract movie summaries as the textual feature from provided hyperlinks and sample 10 million interactions through random sampling of users. The task is to predict whether a user will like the next item, indicated by a rating of 3 or higher, based on a sequence of up to 20 user behaviors.

AppGallery Dataset comprises application exposure and download records sampled from an industrial app advertising platform over eight days with user consent. Data from the first seven days constitute the training set, while data from the eighth day serve as the test set. The task is to predict whether the user will download

Table 7: Training and inference efficiency on AppGallery. The inference time is calculated for one batch and the training time is for the whole process.

Model	Inference (ms)	Training (h)
AutoInt	62.83	2.90
CELA _{AutoInt}	77.96	6.99
DCNv2	59.63	2.28
CELA _{DCNv2}	64.16	5.66
DeepFM	62.67	2.88
CELA _{DeepFM}	65.36	4.77
xDeepFM	60.96	2.33
CELA _{xDeepFM}	65.36	4.85
DIN	61.38	1.76
CELA _{DIN}	69.64	5.42
DIEN	66.94	2.93
CELA _{DIEN}	75.78	5.86

the next app, using app descriptions as the textual feature and a sequence of up to 14 user behaviors.

B.2 Implementation Details

In our offline experiments, models are implemented using *RecStudio* [19] and *Transformers* [35]. We integrate RoBERTa [24] to enhance the optimal ID-based model. AdamW [25] optimizer facilitates all training stages. For the DAP stage, τ_1 ranges from [0.001, 0.01, 0.05, 0.1] and α from [0.1, 0.5, 1.0, 1.5], with a batch size of 32. In the ROMA stage, τ_2 is 1, batch size is 128, the language model's learning rate is 5e-5, and projection units are [128, $f_i d$], with f_i as item-side feature count and d set at 16. The MF² stage uses a batch size of 1024 and standardized hidden units [128, 64, 64] across ID-based models. ID-based models that do not focus on user behavior modeling aggregate user behavior sequences using mean pooling.

C EXPERIMENTAL RESULTS

C.1 Compatibility for ID-based models

We extend the evaluation of CELA's model-agnostic nature by testing it with a wider range of ID-based models and providing a detailed analysis of the computational costs associated with each integration. The results are presented in Table 7. It is worth noting that CELA's training involves both the PLM and the backbone, with the PLM requiring 1.07 hours for pre-training and weekly updates, while the backbone is updated daily.

¹https://cseweb.ucsd.edu/~jmcauley/datasets/amazon_v2/

²<https://grouplens.org/datasets/movielens/latest/>

³<http://movielens.org/>